Full wwPDB EM Validation Report

Sep 15, 2026 – 12:24 AM EDT

PDB ID	:	11YJ / pdb_000011yj
EMDB ID	:	EMD-76188
Title	:	In situ subtomogram average of the transition zone doublet microtubule in human airway cilia (composite map)
Authors	:	Zhou, H.; Brown, A.
Deposited on	:	2026-03-18
Resolution	:	7.30 Å(reported)

This is a Full wwPDB EM Validation Report for a publicly released PDB entry.

We welcome your comments at *validation@mail.wwpdb.org*
A user guide is available at
https://www.wwpdb.org/validation/2017/EMValidationReportHelp
with specific help available everywhere you see the ⓘ symbol.

The types of validation reports are described at
http://www.wwpdb.org/validation/2017/FAQs#types.

The following versions of software and data (see references ⓘ) were used in the production of this report:

EMDB validation analysis	:	0.0.1.dev133
Mogul	:	2022.3.0, CSD as543be (2022)
MolProbity	:	4-5-2 with Phenix2.0
Buster-report	:	wwPDB partial adaption of 1.1.7 (2018)
Percentile statistics	:	20250101.v01 (using entries in the PDB archive January 1st 2025)
EM percentile statistics	:	202505.v01 (Using data in the EMDB archive up until May 2025)
MapQ	:	1.9.13
Ideal geometry (proteins)	:	Engh & Huber (2001)
Ideal geometry (DNA, RNA)	:	Parkinson et al. (1996)
Validation Pipeline (wwPDB-VP)	:	2.50

1 Overall quality at a glance

The following experimental techniques were used to determine the structure:
ELECTRON MICROSCOPY

The reported resolution of this entry is 7.30 Å.

Percentile scores (ranging between 0-100) for global validation metrics of the entry are shown in the following graphic. The table shows the number of entries on which the scores are based.

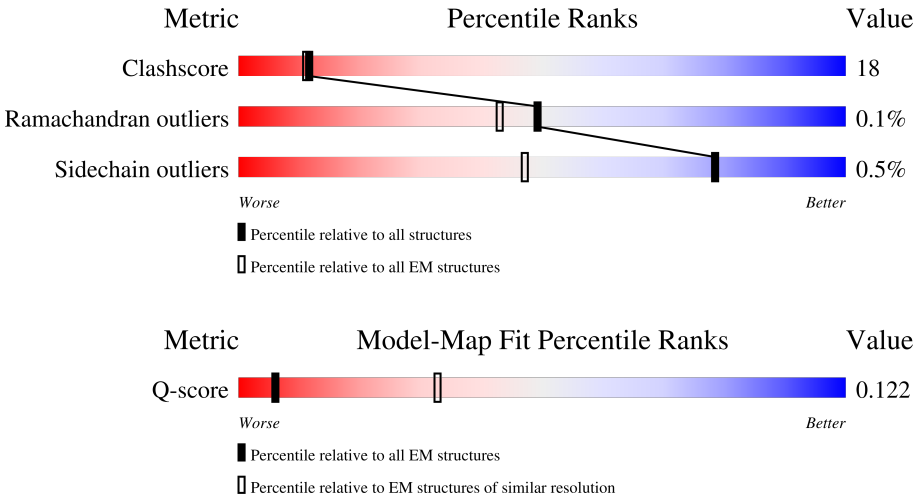

Metric	Whole archive (#Entries)	EM structures (#Entries)	Similar EM resolution (#Entries, resolution range(Å))
Clashscore	229148	23984	-
Ramachandran outliers	224038	23583	-
Sidechain outliers	223484	23102	-
Q-score	-	25397	436 (6.80 - 7.80)

The table below summarises the geometric issues observed across the polymeric chains and their fit to the map. The red, orange, yellow and green segments of the bar indicate the fraction of residues that contain outliers for >=3, 2, 1 and 0 types of geometric quality criteria respectively. A grey segment represents the fraction of residues that are not modelled. The numeric value for each fraction is indicated below the corresponding segment, with a dot representing fractions <=5% The upper red bar (where present) indicates the fraction of residues that have poor fit to the EM map (all-atom inclusion < 40%). The numeric value is given above the bar.

Mol	Chain	Length	Quality of chain
1	A0	451	82% 15% •
1	A2	451	81% 16% •
1	A4	451	81% 16% •
1	A6	451	82% 16% •

Continued on next page...

Continued from previous page...

Mol	Chain	Length	Quality of chain
1	B1	451	83% 14%
1	B3	451	81% 15%
1	B5	451	81% 17%
1	C1	451	5% 82% 14%
1	C3	451	78% 18%
1	C5	451	85% 12%
1	D1	451	77% 18% 5%
1	D3	451	78% 17% 5%
1	D5	451	78% 17% 5%
1	E1	451	77% 20%
1	E3	451	76% 21%
1	E5	451	79% 18%
1	F1	451	78% 17% 5%
1	F3	451	78% 17% 5%
1	F5	451	79% 17% 5%
1	G0	451	76% 19%
1	G2	451	75% 20% 5%
1	G4	451	81% 15%
1	H0	451	80% 16%
1	H2	451	76% 20%
1	H4	451	77% 18%
1	I0	451	83% 15%
1	I2	451	81% 15%
1	I4	451	84% 14%
1	I6	451	78% 18%

Continued on next page...

Continued from previous page...

Mol	Chain	Length	Quality of chain
1	J1	451	81% 14% 5%
1	J3	451	79% 16% 5%
1	J5	451	78% 17%
1	K0	451	84% 12%
1	K2	451	83% 13%
1	K4	451	80% 18%
1	L0	451	85% 11%
1	L2	451	83% 14%
1	L4	451	85% 11%
1	L6	451	84% 12%
1	M0	451	83% 13%
1	M2	451	80% 15% 5%
1	M4	451	82% 14%
1	M6	451	85% 11%
1	N0	451	81% 16%
1	N2	451	76% 21%
1	N4	451	74% 23%
1	N6	451	79% 18%
1	O0	451	83% 15%
1	O2	451	79% 19%
1	O4	451	78% 20%
1	O6	451	80% 18%
1	P0	451	86% 12%
1	P2	451	78% 20%
1	P4	451	77% 21%

Continued on next page...

Continued from previous page...

Mol	Chain	Length	Quality of chain
1	P6	451	80% 18%
1	Q1	451	80% 17%
1	Q3	451	73% 24%
1	Q5	451	8% 79% 18%
1	R1	451	73% 25%
1	R3	451	75% 22%
1	R5	451	73% 25%
1	S1	451	74% 22%
1	S3	451	71% 24%
1	S5	451	73% 23%
1	T1	451	71% 25%
1	T3	451	76% 19% 5%
1	T5	451	72% 24%
1	U1	451	80% 16%
1	U3	451	76% 20%
1	U5	451	72% 24%
1	V0	451	80% 17%
1	V2	451	73% 23%
1	V4	451	72% 26%
1	W0	451	80% 17%
1	W2	451	76% 19% 5%
1	W4	451	74% 23%
1	W6	451	82% 13%
2	A1	445	80% 17%
2	A3	445	80% 17%

Continued on next page...

Continued from previous page...

Mol	Chain	Length	Quality of chain
2	A5	445	78% 19%
2	B0	445	80% 16%
2	B2	445	80% 16%
2	B4	445	78% 18%
2	C0	445	79% 17%
2	C2	445	75% 20%
2	C4	445	74% 21%
2	D0	445	77% 18%
2	D2	445	77% 18%
2	D4	445	76% 20%
2	D6	445	79% 16%
2	E0	445	77% 18%
2	E2	445	77% 19%
2	E4	445	76% 19%
2	E6	445	76% 20%
2	F0	445	75% 20%
2	F2	445	76% 19%
2	F4	445	75% 20%
2	F6	445	76% 19%
2	G1	445	78% 18%
2	G3	445	74% 22%
2	G5	445	74% 22%
2	H1	445	83% 13%
2	H3	445	77% 19%
2	H5	445	74% 21%

Continued on next page...

Continued from previous page...

Mol	Chain	Length	Quality of chain
2	I1	445	76% 20%
2	I3	445	80% 16%
2	I5	445	76% 20%
2	J0	445	84% 12%
2	J2	445	77% 19%
2	J4	445	80% 16%
2	J6	445	80% 16%
2	K1	445	81% 16%
2	K3	445	85% 12%
2	K5	445	78% 19%
2	L1	445	82% 14%
2	L3	445	82% 13%
2	L5	445	81% 15%
2	M1	445	86% 11%
2	M3	445	81% 15%
2	M5	445	85% 11%
2	N1	445	78% 18%
2	N3	445	72% 24%
2	N5	445	68% 28%
2	O1	445	77% 20%
2	O3	445	74% 23%
2	O5	445	71% 25%
2	P1	445	76% 20%
2	P3	445	74% 22%
2	P5	445	74% 22%

Continued on next page...

Continued from previous page...

Mol	Chain	Length	Quality of chain
2	Q0	445	81% 15%
2	Q2	445	75% 21%
2	Q4	445	75% 21%
2	R0	445	75% 21%
2	R2	445	67% 29%
2	R4	445	69% 27%
2	R6	445	76% 20%
2	S0	445	65% 30%
2	S2	445	63% 32%
2	S4	445	67% 29%
2	S6	445	70% 25%
2	T0	445	71% 25%
2	T2	445	71% 24%
2	T4	445	70% 25%
2	T6	445	76% 19%
2	U0	445	77% 19%
2	U2	445	73% 22%
2	U4	445	69% 27%
2	U6	445	80% 15%
2	V1	445	71% 24%
2	V3	445	71% 25%
2	V5	445	77% 19%
2	W1	445	72% 23%
2	W3	445	73% 22%
2	W5	445	74% 22%

Continued on next page...

Continued from previous page...

Mol	Chain	Length	Quality of chain
3	X0	193	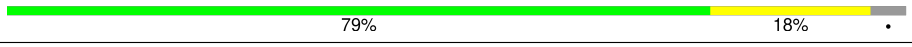
3	X1	193	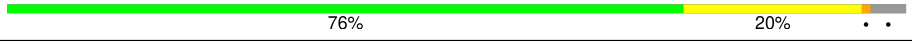
3	X2	193	
3	X3	193	
4	Y0	373	
4	Y1	373	
4	Y2	373	
5	1A	208	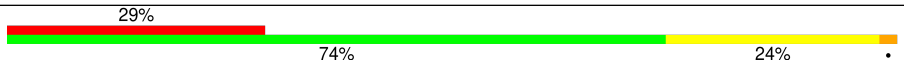
5	1B	208	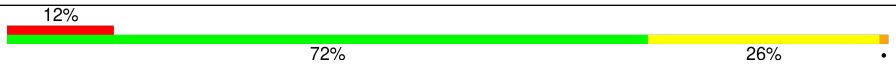
5	1C	208	
5	1D	208	
5	1E	208	
5	1F	208	
5	1G	208	
5	2A	208	
5	2B	208	
5	2C	208	
5	2D	208	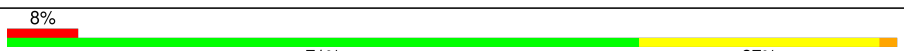
5	2E	208	
5	2F	208	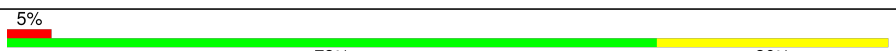
5	2G	208	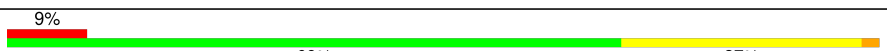
5	2H	208	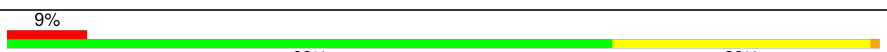
5	2I	208	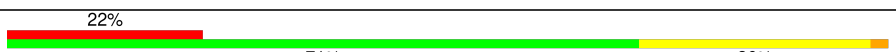
5	2J	208	
5	3C	208	

Continued on next page...

Continued from previous page...

Mol	Chain	Length	Quality of chain
5	3D	208	
5	3E	208	
5	3F	208	
5	3G	208	
5	3H	208	
5	3I	208	
5	3J	208	
5	4H	208	
5	4I	208	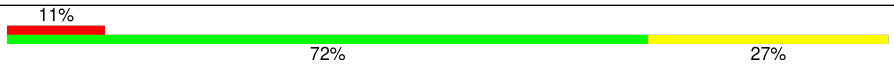
5	4J	208	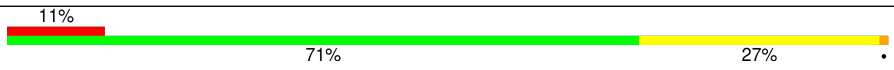
5	5A	208	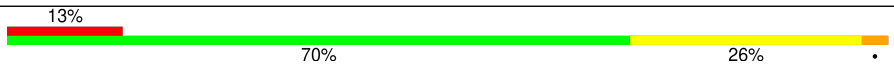
5	5B	208	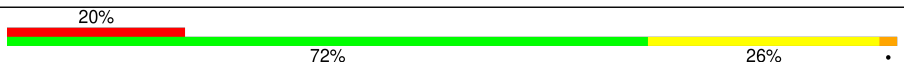
5	5C	208	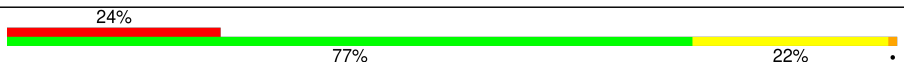
5	5D	208	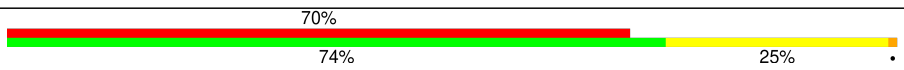
5	6A	208	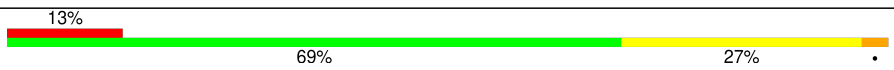
5	6B	208	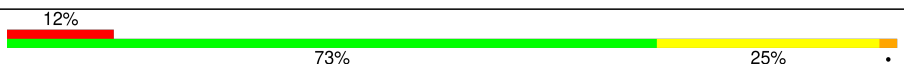
5	6C	208	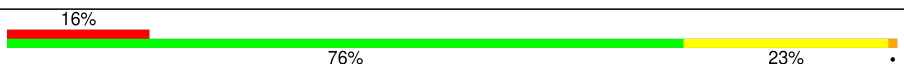
5	6D	208	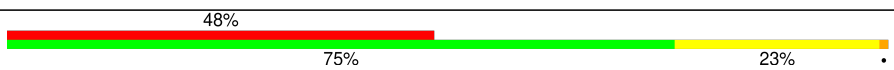
5	7A	208	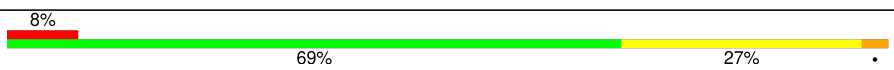
5	7B	208	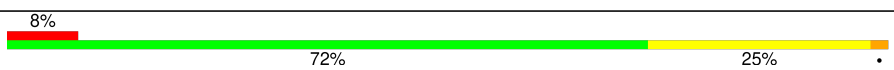
5	7C	208	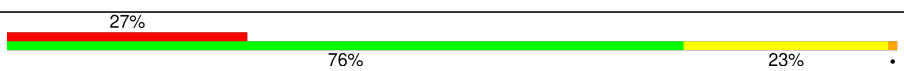
5	7D	208	
6	9A	647	
6	9B	647	
7	8A	346	

Continued on next page...

Continued from previous page...

Mol	Chain	Length	Quality of chain
7	8B	346	
7	8C	346	

The following table lists non-polymeric compounds, carbohydrate monomers and non-standard residues in protein, DNA, RNA chains that are outliers for geometric or electron-density-fit criteria:

Mol	Type	Chain	Res	Chirality	Geometry	Clashes	Electron density
8	GTP	N4	501	-	-	X	-
8	GTP	N6	501	-	-	X	-
8	GTP	O4	501	-	-	X	-
8	GTP	O6	501	-	-	X	-
8	GTP	P0	501	-	-	X	-
8	GTP	P4	501	-	-	X	-
8	GTP	P6	501	-	-	X	-
8	GTP	Q1	501	-	-	X	-
8	GTP	Q5	501	-	-	X	-
8	GTP	R1	501	-	-	X	-
8	GTP	R5	501	-	-	X	-
8	GTP	S1	501	-	-	X	-
8	GTP	S3	501	-	-	X	-
8	GTP	S5	501	-	-	X	-
8	GTP	T3	501	-	-	X	-
8	GTP	T5	501	-	-	X	-
8	GTP	U5	501	-	-	X	-
8	GTP	V0	501	-	-	X	-
8	GTP	W6	501	-	-	X	-
9	GDP	N5	501	-	-	X	-
9	GDP	O5	501	-	-	X	-
9	GDP	P5	501	-	-	X	-
9	GDP	Q4	501	-	-	X	-
9	GDP	R2	501	-	-	X	-
9	GDP	R4	501	-	-	X	-
9	GDP	R6	501	-	-	X	-
9	GDP	S6	501	-	-	X	-
9	GDP	T4	501	-	-	X	-
9	GDP	T6	501	-	-	X	-
9	GDP	U6	501	-	-	X	-

2 Entry composition (i)

There are 9 unique types of molecules in this entry. The entry contains 607834 atoms, of which 0 are hydrogens and 0 are deuteriums.

In the tables below, the AltConf column contains the number of residues with at least one atom in alternate conformation and the Trace column contains the number of residues modelled with at most 2 atoms.

- Molecule 1 is a protein called Tubulin alpha-1A chain.

Mol	Chain	Residues	Atoms					AltConf	Trace
1	A0	439	Total	C	N	O	S	0	0
			3429	2170	583	654	22		
1	A2	439	Total	C	N	O	S	0	0
			3429	2170	583	654	22		
1	A4	439	Total	C	N	O	S	0	0
			3429	2170	583	654	22		
1	A6	439	Total	C	N	O	S	0	0
			3429	2170	583	654	22		
1	B1	439	Total	C	N	O	S	0	0
			3429	2170	583	654	22		
1	B3	432	Total	C	N	O	S	0	0
			3383	2143	575	643	22		
1	B5	439	Total	C	N	O	S	0	0
			3429	2170	583	654	22		
1	C1	432	Total	C	N	O	S	0	0
			3383	2143	575	643	22		
1	C3	431	Total	C	N	O	S	0	0
			3377	2140	574	641	22		
1	C5	439	Total	C	N	O	S	0	0
			3429	2170	583	654	22		
1	D1	430	Total	C	N	O	S	0	0
			3371	2137	573	639	22		
1	D3	430	Total	C	N	O	S	0	0
			3371	2137	573	639	22		
1	D5	430	Total	C	N	O	S	0	0
			3371	2137	573	639	22		
1	E1	438	Total	C	N	O	S	0	0
			3423	2167	582	652	22		
1	E3	439	Total	C	N	O	S	0	0
			3429	2170	583	654	22		
1	E5	438	Total	C	N	O	S	0	0
			3423	2167	582	652	22		
1	F1	430	Total	C	N	O	S	0	0
			3371	2137	573	639	22		

Continued on next page...

Continued from previous page...

Mol	Chain	Residues	Atoms					AltConf	Trace
1	F3	430	Total	C	N	O	S	0	0
			3371	2137	573	639	22		
1	F5	430	Total	C	N	O	S	0	0
			3371	2137	573	639	22		
1	G0	431	Total	C	N	O	S	0	0
			3379	2141	574	642	22		
1	G2	430	Total	C	N	O	S	0	0
			3371	2137	573	639	22		
1	G4	432	Total	C	N	O	S	0	0
			3385	2144	575	644	22		
1	H0	432	Total	C	N	O	S	0	0
			3385	2144	575	644	22		
1	H2	432	Total	C	N	O	S	0	0
			3385	2144	575	644	22		
1	H4	431	Total	C	N	O	S	0	0
			3377	2140	574	641	22		
1	I0	439	Total	C	N	O	S	0	0
			3429	2170	583	654	22		
1	I2	432	Total	C	N	O	S	0	0
			3385	2144	575	644	22		
1	I4	439	Total	C	N	O	S	0	0
			3429	2170	583	654	22		
1	I6	431	Total	C	N	O	S	0	0
			3379	2141	574	642	22		
1	J1	430	Total	C	N	O	S	0	0
			3371	2137	573	639	22		
1	J3	430	Total	C	N	O	S	0	0
			3371	2137	573	639	22		
1	J5	431	Total	C	N	O	S	0	0
			3377	2140	574	641	22		
1	K0	432	Total	C	N	O	S	0	0
			3384	2145	575	642	22		
1	K2	433	Total	C	N	O	S	0	0
			3392	2149	576	645	22		
1	K4	440	Total	C	N	O	S	0	0
			3436	2175	584	655	22		
1	L0	434	Total	C	N	O	S	0	0
			3397	2150	577	648	22		
1	L2	436	Total	C	N	O	S	0	0
			3410	2158	580	650	22		
1	L4	433	Total	C	N	O	S	0	0
			3390	2148	576	644	22		

Continued on next page...

Continued from previous page...

Mol	Chain	Residues	Atoms					AltConf	Trace
1	L6	433	Total	C	N	O	S	0	0
			3390	2148	576	644	22		
1	M0	433	Total	C	N	O	S	0	0
			3390	2148	576	644	22		
1	M2	430	Total	C	N	O	S	0	0
			3373	2138	573	640	22		
1	M4	433	Total	C	N	O	S	0	0
			3390	2148	576	644	22		
1	M6	438	Total	C	N	O	S	0	0
			3423	2167	582	652	22		
1	N0	439	Total	C	N	O	S	0	0
			3429	2170	583	654	22		
1	N2	439	Total	C	N	O	S	0	0
			3429	2170	583	654	22		
1	N4	439	Total	C	N	O	S	0	0
			3429	2170	583	654	22		
1	N6	439	Total	C	N	O	S	0	0
			3429	2170	583	654	22		
1	O0	441	Total	C	N	O	S	0	0
			3445	2180	585	658	22		
1	O2	441	Total	C	N	O	S	0	0
			3445	2180	585	658	22		
1	O4	439	Total	C	N	O	S	0	0
			3429	2170	583	654	22		
1	O6	441	Total	C	N	O	S	0	0
			3445	2180	585	658	22		
1	P0	441	Total	C	N	O	S	0	0
			3445	2180	585	658	22		
1	P2	439	Total	C	N	O	S	0	0
			3429	2170	583	654	22		
1	P4	440	Total	C	N	O	S	0	0
			3436	2175	584	655	22		
1	P6	439	Total	C	N	O	S	0	0
			3429	2170	583	654	22		
1	Q1	440	Total	C	N	O	S	0	0
			3436	2175	584	655	22		
1	Q3	440	Total	C	N	O	S	0	0
			3436	2175	584	655	22		
1	Q5	440	Total	C	N	O	S	0	0
			3436	2175	584	655	22		
1	R1	439	Total	C	N	O	S	0	0
			3429	2170	583	654	22		

Continued on next page...

Continued from previous page...

Mol	Chain	Residues	Atoms					AltConf	Trace
1	R3	440	Total	C	N	O	S	0	0
			3436	2175	584	655	22		
1	R5	440	Total	C	N	O	S	0	0
			3436	2175	584	655	22		
1	S1	431	Total	C	N	O	S	0	0
			3379	2141	574	642	22		
1	S3	431	Total	C	N	O	S	0	0
			3379	2141	574	642	22		
1	S5	431	Total	C	N	O	S	0	0
			3379	2141	574	642	22		
1	T1	431	Total	C	N	O	S	0	0
			3379	2141	574	642	22		
1	T3	429	Total	C	N	O	S	0	0
			3365	2134	572	637	22		
1	T5	431	Total	C	N	O	S	0	0
			3379	2141	574	642	22		
1	U1	432	Total	C	N	O	S	0	0
			3385	2144	575	644	22		
1	U3	431	Total	C	N	O	S	0	0
			3379	2141	574	642	22		
1	U5	431	Total	C	N	O	S	0	0
			3379	2141	574	642	22		
1	V0	439	Total	C	N	O	S	0	0
			3429	2170	583	654	22		
1	V2	431	Total	C	N	O	S	0	0
			3379	2141	574	642	22		
1	V4	439	Total	C	N	O	S	0	0
			3429	2170	583	654	22		
1	W0	438	Total	C	N	O	S	0	0
			3423	2167	582	652	22		
1	W2	430	Total	C	N	O	S	0	0
			3371	2137	573	639	22		
1	W4	439	Total	C	N	O	S	0	0
			3429	2170	583	654	22		
1	W6	431	Total	C	N	O	S	0	0
			3379	2141	574	642	22		

- Molecule 2 is a protein called Tubulin beta-4B chain.

Mol	Chain	Residues	Atoms					AltConf	Trace
2	A1	433	Total	C	N	O	S	0	0
			3400	2134	581	659	26		

Continued on next page...

Continued from previous page...

Mol	Chain	Residues	Atoms					AltConf	Trace
2	A3	433	Total	C	N	O	S	0	0
			3400	2134	581	659	26		
2	A5	433	Total	C	N	O	S	0	0
			3400	2134	581	659	26		
2	B0	427	Total	C	N	O	S	0	0
			3356	2109	575	646	26		
2	B2	426	Total	C	N	O	S	0	0
			3348	2105	574	643	26		
2	B4	430	Total	C	N	O	S	0	0
			3373	2119	578	650	26		
2	C0	427	Total	C	N	O	S	0	0
			3356	2109	575	646	26		
2	C2	426	Total	C	N	O	S	0	0
			3348	2105	574	643	26		
2	C4	427	Total	C	N	O	S	0	0
			3356	2109	575	646	26		
2	D0	426	Total	C	N	O	S	0	0
			3348	2105	574	643	26		
2	D2	426	Total	C	N	O	S	0	0
			3348	2105	574	643	26		
2	D4	426	Total	C	N	O	S	0	0
			3348	2105	574	643	26		
2	D6	426	Total	C	N	O	S	0	0
			3348	2105	574	643	26		
2	E0	426	Total	C	N	O	S	0	0
			3348	2105	574	643	26		
2	E2	426	Total	C	N	O	S	0	0
			3348	2105	574	643	26		
2	E4	426	Total	C	N	O	S	0	0
			3348	2105	574	643	26		
2	E6	426	Total	C	N	O	S	0	0
			3348	2105	574	643	26		
2	F0	426	Total	C	N	O	S	0	0
			3348	2105	574	643	26		
2	F2	426	Total	C	N	O	S	0	0
			3348	2105	574	643	26		
2	F4	426	Total	C	N	O	S	0	0
			3348	2105	574	643	26		
2	F6	426	Total	C	N	O	S	0	0
			3348	2105	574	643	26		
2	G1	426	Total	C	N	O	S	0	0
			3348	2105	574	643	26		

Continued on next page...

Continued from previous page...

Mol	Chain	Residues	Atoms					AltConf	Trace
2	G3	430	Total	C	N	O	S	0	0
			3373	2119	578	650	26		
2	G5	426	Total	C	N	O	S	0	0
			3348	2105	574	643	26		
2	H1	426	Total	C	N	O	S	0	0
			3348	2105	574	643	26		
2	H3	428	Total	C	N	O	S	0	0
			3361	2112	576	647	26		
2	H5	426	Total	C	N	O	S	0	0
			3348	2105	574	643	26		
2	I1	426	Total	C	N	O	S	0	0
			3348	2105	574	643	26		
2	I3	429	Total	C	N	O	S	0	0
			3368	2116	577	649	26		
2	I5	426	Total	C	N	O	S	0	0
			3348	2105	574	643	26		
2	J0	427	Total	C	N	O	S	0	0
			3356	2109	575	646	26		
2	J2	426	Total	C	N	O	S	0	0
			3348	2105	574	643	26		
2	J4	426	Total	C	N	O	S	0	0
			3348	2105	574	643	26		
2	J6	426	Total	C	N	O	S	0	0
			3348	2105	574	643	26		
2	K1	432	Total	C	N	O	S	0	0
			3391	2129	580	656	26		
2	K3	432	Total	C	N	O	S	0	0
			3391	2129	580	656	26		
2	K5	432	Total	C	N	O	S	0	0
			3391	2129	580	656	26		
2	L1	426	Total	C	N	O	S	0	0
			3348	2105	574	643	26		
2	L3	426	Total	C	N	O	S	0	0
			3348	2105	574	643	26		
2	L5	426	Total	C	N	O	S	0	0
			3348	2105	574	643	26		
2	M1	431	Total	C	N	O	S	0	0
			3382	2124	579	653	26		
2	M3	426	Total	C	N	O	S	0	0
			3348	2105	574	643	26		
2	M5	431	Total	C	N	O	S	0	0
			3382	2124	579	653	26		

Continued on next page...

Continued from previous page...

Mol	Chain	Residues	Atoms					AltConf	Trace
2	N1	428	Total	C	N	O	S	0	0
			3361	2112	576	647	26		
2	N3	429	Total	C	N	O	S	0	0
			3368	2116	577	649	26		
2	N5	428	Total	C	N	O	S	0	0
			3361	2112	576	647	26		
2	O1	430	Total	C	N	O	S	0	0
			3373	2119	578	650	26		
2	O3	432	Total	C	N	O	S	0	0
			3391	2129	580	656	26		
2	O5	430	Total	C	N	O	S	0	0
			3373	2119	578	650	26		
2	P1	426	Total	C	N	O	S	0	0
			3348	2105	574	643	26		
2	P3	430	Total	C	N	O	S	0	0
			3373	2119	578	650	26		
2	P5	429	Total	C	N	O	S	0	0
			3368	2116	577	649	26		
2	Q0	426	Total	C	N	O	S	0	0
			3348	2105	574	643	26		
2	Q2	429	Total	C	N	O	S	0	0
			3368	2116	577	649	26		
2	Q4	427	Total	C	N	O	S	0	0
			3356	2109	575	646	26		
2	R0	426	Total	C	N	O	S	0	0
			3348	2105	574	643	26		
2	R2	428	Total	C	N	O	S	0	0
			3361	2112	576	647	26		
2	R4	426	Total	C	N	O	S	0	0
			3348	2105	574	643	26		
2	R6	427	Total	C	N	O	S	0	0
			3356	2109	575	646	26		
2	S0	426	Total	C	N	O	S	0	0
			3348	2105	574	643	26		
2	S2	426	Total	C	N	O	S	0	0
			3348	2105	574	643	26		
2	S4	426	Total	C	N	O	S	0	0
			3348	2105	574	643	26		
2	S6	426	Total	C	N	O	S	0	0
			3348	2105	574	643	26		
2	T0	426	Total	C	N	O	S	0	0
			3348	2105	574	643	26		

Continued on next page...

Continued from previous page...

Mol	Chain	Residues	Atoms					AltConf	Trace
2	T2	426	Total	C	N	O	S	0	0
			3348	2105	574	643	26		
2	T4	426	Total	C	N	O	S	0	0
			3348	2105	574	643	26		
2	T6	426	Total	C	N	O	S	0	0
			3348	2105	574	643	26		
2	U0	426	Total	C	N	O	S	0	0
			3348	2105	574	643	26		
2	U2	427	Total	C	N	O	S	0	0
			3356	2109	575	646	26		
2	U4	426	Total	C	N	O	S	0	0
			3348	2105	574	643	26		
2	U6	427	Total	C	N	O	S	0	0
			3356	2109	575	646	26		
2	V1	427	Total	C	N	O	S	0	0
			3356	2109	575	646	26		
2	V3	426	Total	C	N	O	S	0	0
			3348	2105	574	643	26		
2	V5	427	Total	C	N	O	S	0	0
			3356	2109	575	646	26		
2	W1	426	Total	C	N	O	S	0	0
			3348	2105	574	643	26		
2	W3	426	Total	C	N	O	S	0	0
			3348	2105	574	643	26		
2	W5	427	Total	C	N	O	S	0	0
			3356	2109	575	646	26		

- Molecule 3 is a protein called Cilia- and flagella-associated protein 20.

Mol	Chain	Residues	Atoms					AltConf	Trace
3	X0	186	Total	C	N	O	S	0	0
			1549	998	270	274	7		
3	X1	186	Total	C	N	O	S	0	0
			1549	998	270	274	7		
3	X2	186	Total	C	N	O	S	0	0
			1549	998	270	274	7		
3	X3	186	Total	C	N	O	S	0	0
			1549	998	270	274	7		

- Molecule 4 is a protein called Centrosomal protein of 41 kDa.

Mol	Chain	Residues	Atoms					AltConf	Trace
4	Y0	142	Total	C	N	O	S	0	0
			1151	740	187	219	5		
4	Y1	142	Total	C	N	O	S	0	0
			1151	740	187	219	5		
4	Y2	142	Total	C	N	O	S	0	0
			1151	740	187	219	5		

- Molecule 5 is a protein called Calcyphosin-like protein.

Mol	Chain	Residues	Atoms					AltConf	Trace
5	1A	207	Total	C	N	O	S	0	0
			1693	1069	296	318	10		
5	1B	207	Total	C	N	O	S	0	0
			1693	1069	296	318	10		
5	1C	207	Total	C	N	O	S	0	0
			1693	1069	296	318	10		
5	1D	207	Total	C	N	O	S	0	0
			1693	1069	296	318	10		
5	1E	207	Total	C	N	O	S	0	0
			1693	1069	296	318	10		
5	1F	207	Total	C	N	O	S	0	0
			1693	1069	296	318	10		
5	2A	207	Total	C	N	O	S	0	0
			1693	1069	296	318	10		
5	2B	207	Total	C	N	O	S	0	0
			1693	1069	296	318	10		
5	2C	207	Total	C	N	O	S	0	0
			1693	1069	296	318	10		
5	2D	207	Total	C	N	O	S	0	0
			1693	1069	296	318	10		
5	2E	207	Total	C	N	O	S	0	0
			1693	1069	296	318	10		
5	2F	207	Total	C	N	O	S	0	0
			1693	1069	296	318	10		
5	3C	207	Total	C	N	O	S	0	0
			1693	1069	296	318	10		
5	3D	207	Total	C	N	O	S	0	0
			1693	1069	296	318	10		
5	3E	207	Total	C	N	O	S	0	0
			1693	1069	296	318	10		
5	3F	207	Total	C	N	O	S	0	0
			1693	1069	296	318	10		
5	3G	207	Total	C	N	O	S	0	0
			1693	1069	296	318	10		

Continued on next page...

Continued from previous page...

Mol	Chain	Residues	Atoms					AltConf	Trace
5	3H	207	Total	C	N	O	S	0	0
			1693	1069	296	318	10		
5	3J	207	Total	C	N	O	S	0	0
			1693	1069	296	318	10		
5	4J	207	Total	C	N	O	S	0	0
			1693	1069	296	318	10		
5	2H	207	Total	C	N	O	S	0	0
			1693	1069	296	318	10		
5	2I	207	Total	C	N	O	S	0	0
			1693	1069	296	318	10		
5	3I	207	Total	C	N	O	S	0	0
			1693	1069	296	318	10		
5	4I	207	Total	C	N	O	S	0	0
			1693	1069	296	318	10		
5	4H	207	Total	C	N	O	S	0	0
			1693	1069	296	318	10		
5	2J	207	Total	C	N	O	S	0	0
			1693	1069	296	318	10		
5	7A	207	Total	C	N	O	S	0	0
			1693	1069	296	318	10		
5	7B	207	Total	C	N	O	S	0	0
			1693	1069	296	318	10		
5	7C	207	Total	C	N	O	S	0	0
			1693	1069	296	318	10		
5	7D	207	Total	C	N	O	S	0	0
			1693	1069	296	318	10		
5	6A	207	Total	C	N	O	S	0	0
			1693	1069	296	318	10		
5	6B	207	Total	C	N	O	S	0	0
			1693	1069	296	318	10		
5	6C	207	Total	C	N	O	S	0	0
			1693	1069	296	318	10		
5	6D	207	Total	C	N	O	S	0	0
			1693	1069	296	318	10		
5	5A	207	Total	C	N	O	S	0	0
			1693	1069	296	318	10		
5	5B	207	Total	C	N	O	S	0	0
			1693	1069	296	318	10		
5	5C	207	Total	C	N	O	S	0	0
			1693	1069	296	318	10		
5	5D	207	Total	C	N	O	S	0	0
			1693	1069	296	318	10		

Continued on next page...

Continued from previous page...

Mol	Chain	Residues	Atoms					AltConf	Trace
5	2G	207	Total	C	N	O	S	0	0
			1693	1069	296	318	10		
5	1G	207	Total	C	N	O	S	0	0
			1693	1069	296	318	10		

- Molecule 6 is a protein called Microtubule-associated protein 9.

Mol	Chain	Residues	Atoms					AltConf	Trace
6	9A	205	Total	C	N	O	S	0	0
			1773	1106	333	331	3		
6	9B	205	Total	C	N	O	S	0	0
			1773	1106	333	331	3		

- Molecule 7 is a protein called Enkurin domain-containing protein 1.

Mol	Chain	Residues	Atoms					AltConf	Trace
7	8A	68	Total	C	N	O	S	0	0
			549	344	100	103	2		
7	8C	68	Total	C	N	O	S	0	0
			549	344	100	103	2		
7	8B	68	Total	C	N	O	S	0	0
			549	344	100	103	2		

- Molecule 8 is GUANOSINE-5'-TRIPHOSPHATE (CCD ID: GTP) (formula: $C_{10}H_{16}N_5O_{14}P_3$).

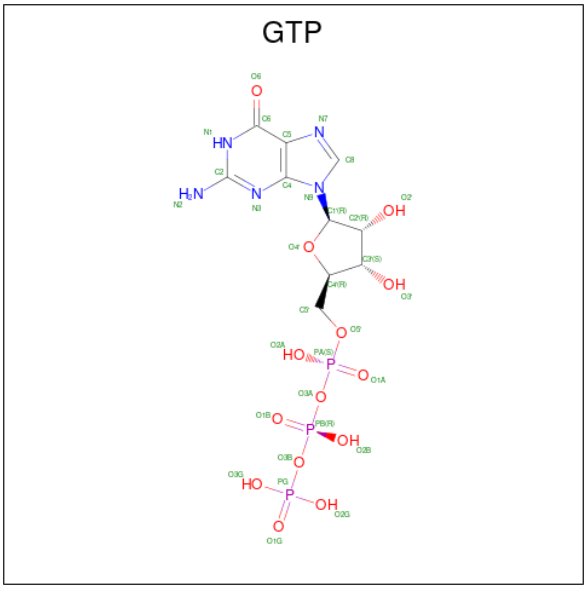

Mol	Chain	Residues	Atoms					AltConf
8	A0	1	Total	C	N	O	P	0
			32	10	5	14	3	
8	A2	1	Total	C	N	O	P	0
			32	10	5	14	3	
8	A4	1	Total	C	N	O	P	0
			32	10	5	14	3	
8	A6	1	Total	C	N	O	P	0
			32	10	5	14	3	
8	B1	1	Total	C	N	O	P	0
			32	10	5	14	3	
8	B3	1	Total	C	N	O	P	0
			32	10	5	14	3	
8	B5	1	Total	C	N	O	P	0
			32	10	5	14	3	
8	C1	1	Total	C	N	O	P	0
			32	10	5	14	3	
8	C3	1	Total	C	N	O	P	0
			32	10	5	14	3	
8	C5	1	Total	C	N	O	P	0
			32	10	5	14	3	
8	D1	1	Total	C	N	O	P	0
			32	10	5	14	3	
8	D3	1	Total	C	N	O	P	0
			32	10	5	14	3	
8	D5	1	Total	C	N	O	P	0
			32	10	5	14	3	
8	E1	1	Total	C	N	O	P	0
			32	10	5	14	3	
8	E3	1	Total	C	N	O	P	0
			32	10	5	14	3	
8	E5	1	Total	C	N	O	P	0
			32	10	5	14	3	
8	F1	1	Total	C	N	O	P	0
			32	10	5	14	3	
8	F3	1	Total	C	N	O	P	0
			32	10	5	14	3	
8	F5	1	Total	C	N	O	P	0
			32	10	5	14	3	
8	G0	1	Total	C	N	O	P	0
			32	10	5	14	3	
8	G2	1	Total	C	N	O	P	0
			32	10	5	14	3	
8	G4	1	Total	C	N	O	P	0
			32	10	5	14	3	

Continued on next page...

Continued from previous page...

Mol	Chain	Residues	Atoms					AltConf
8	H0	1	Total	C	N	O	P	0
			32	10	5	14	3	
8	H2	1	Total	C	N	O	P	0
			32	10	5	14	3	
8	H4	1	Total	C	N	O	P	0
			32	10	5	14	3	
8	I0	1	Total	C	N	O	P	0
			32	10	5	14	3	
8	I2	1	Total	C	N	O	P	0
			32	10	5	14	3	
8	I4	1	Total	C	N	O	P	0
			32	10	5	14	3	
8	I6	1	Total	C	N	O	P	0
			32	10	5	14	3	
8	J1	1	Total	C	N	O	P	0
			32	10	5	14	3	
8	J3	1	Total	C	N	O	P	0
			32	10	5	14	3	
8	J5	1	Total	C	N	O	P	0
			32	10	5	14	3	
8	K0	1	Total	C	N	O	P	0
			32	10	5	14	3	
8	K2	1	Total	C	N	O	P	0
			32	10	5	14	3	
8	K4	1	Total	C	N	O	P	0
			32	10	5	14	3	
8	L0	1	Total	C	N	O	P	0
			32	10	5	14	3	
8	L2	1	Total	C	N	O	P	0
			32	10	5	14	3	
8	L4	1	Total	C	N	O	P	0
			32	10	5	14	3	
8	L6	1	Total	C	N	O	P	0
			32	10	5	14	3	
8	M0	1	Total	C	N	O	P	0
			32	10	5	14	3	
8	M2	1	Total	C	N	O	P	0
			32	10	5	14	3	
8	M4	1	Total	C	N	O	P	0
			32	10	5	14	3	
8	M6	1	Total	C	N	O	P	0
			32	10	5	14	3	

Continued on next page...

Continued from previous page...

Mol	Chain	Residues	Atoms					AltConf
8	N0	1	Total	C	N	O	P	0
			32	10	5	14	3	
8	N2	1	Total	C	N	O	P	0
			32	10	5	14	3	
8	N4	1	Total	C	N	O	P	0
			32	10	5	14	3	
8	N6	1	Total	C	N	O	P	0
			32	10	5	14	3	
8	O0	1	Total	C	N	O	P	0
			32	10	5	14	3	
8	O2	1	Total	C	N	O	P	0
			32	10	5	14	3	
8	O4	1	Total	C	N	O	P	0
			32	10	5	14	3	
8	O6	1	Total	C	N	O	P	0
			32	10	5	14	3	
8	P0	1	Total	C	N	O	P	0
			32	10	5	14	3	
8	P1	1	Total	C	N	O	P	0
			32	10	5	14	3	
8	P4	1	Total	C	N	O	P	0
			32	10	5	14	3	
8	P6	1	Total	C	N	O	P	0
			32	10	5	14	3	
8	Q1	1	Total	C	N	O	P	0
			32	10	5	14	3	
8	Q3	1	Total	C	N	O	P	0
			32	10	5	14	3	
8	Q5	1	Total	C	N	O	P	0
			32	10	5	14	3	
8	R1	1	Total	C	N	O	P	0
			32	10	5	14	3	
8	R3	1	Total	C	N	O	P	0
			32	10	5	14	3	
8	R5	1	Total	C	N	O	P	0
			32	10	5	14	3	
8	S1	1	Total	C	N	O	P	0
			32	10	5	14	3	
8	S3	1	Total	C	N	O	P	0
			32	10	5	14	3	
8	S5	1	Total	C	N	O	P	0
			32	10	5	14	3	

Continued on next page...

Continued from previous page...

Mol	Chain	Residues	Atoms					AltConf
8	T1	1	Total	C	N	O	P	0
			32	10	5	14	3	
8	T3	1	Total	C	N	O	P	0
			32	10	5	14	3	
8	T5	1	Total	C	N	O	P	0
			32	10	5	14	3	
8	U1	1	Total	C	N	O	P	0
			32	10	5	14	3	
8	U3	1	Total	C	N	O	P	0
			32	10	5	14	3	
8	U5	1	Total	C	N	O	P	0
			32	10	5	14	3	
8	V0	1	Total	C	N	O	P	0
			32	10	5	14	3	
8	V2	1	Total	C	N	O	P	0
			32	10	5	14	3	
8	V4	1	Total	C	N	O	P	0
			32	10	5	14	3	
8	W0	1	Total	C	N	O	P	0
			32	10	5	14	3	
8	W2	1	Total	C	N	O	P	0
			32	10	5	14	3	
8	W4	1	Total	C	N	O	P	0
			32	10	5	14	3	
8	W6	1	Total	C	N	O	P	0
			32	10	5	14	3	

- Molecule 9 is GUANOSINE-5'-DIPHOSPHATE (CCD ID: GDP) (formula: $C_{10}H_{15}N_5O_{11}P_2$).

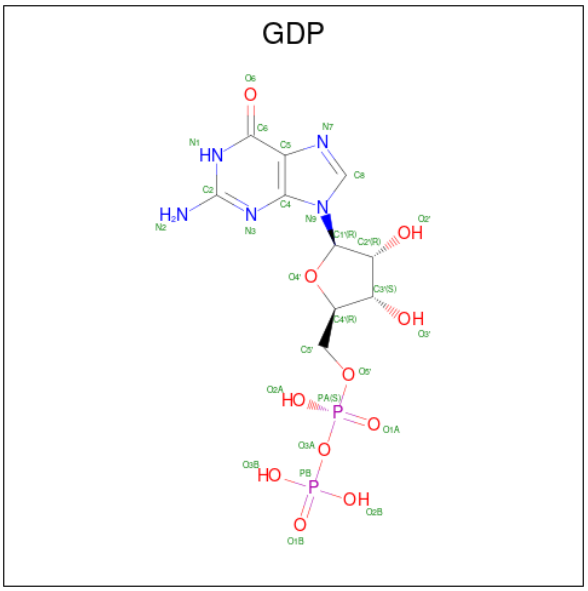

Mol	Chain	Residues	Atoms					AltConf
9	A1	1	Total	C	N	O	P	0
			28	10	5	11	2	
9	A3	1	Total	C	N	O	P	0
			28	10	5	11	2	
9	A5	1	Total	C	N	O	P	0
			28	10	5	11	2	
9	B0	1	Total	C	N	O	P	0
			28	10	5	11	2	
9	B2	1	Total	C	N	O	P	0
			28	10	5	11	2	
9	B4	1	Total	C	N	O	P	0
			28	10	5	11	2	
9	C0	1	Total	C	N	O	P	0
			28	10	5	11	2	
9	C2	1	Total	C	N	O	P	0
			28	10	5	11	2	
9	C4	1	Total	C	N	O	P	0
			28	10	5	11	2	
9	D0	1	Total	C	N	O	P	0
			28	10	5	11	2	
9	D2	1	Total	C	N	O	P	0
			28	10	5	11	2	
9	D4	1	Total	C	N	O	P	0
			28	10	5	11	2	
9	D6	1	Total	C	N	O	P	0
			28	10	5	11	2	
9	E0	1	Total	C	N	O	P	0
			28	10	5	11	2	

Continued on next page...

Continued from previous page...

Mol	Chain	Residues	Atoms					AltConf
9	E2	1	Total	C	N	O	P	0
			28	10	5	11	2	
9	E4	1	Total	C	N	O	P	0
			28	10	5	11	2	
9	E6	1	Total	C	N	O	P	0
			28	10	5	11	2	
9	F0	1	Total	C	N	O	P	0
			28	10	5	11	2	
9	F2	1	Total	C	N	O	P	0
			28	10	5	11	2	
9	F4	1	Total	C	N	O	P	0
			28	10	5	11	2	
9	F6	1	Total	C	N	O	P	0
			28	10	5	11	2	
9	G1	1	Total	C	N	O	P	0
			28	10	5	11	2	
9	G3	1	Total	C	N	O	P	0
			28	10	5	11	2	
9	G5	1	Total	C	N	O	P	0
			28	10	5	11	2	
9	H1	1	Total	C	N	O	P	0
			28	10	5	11	2	
9	H3	1	Total	C	N	O	P	0
			28	10	5	11	2	
9	H5	1	Total	C	N	O	P	0
			28	10	5	11	2	
9	I1	1	Total	C	N	O	P	0
			28	10	5	11	2	
9	I3	1	Total	C	N	O	P	0
			28	10	5	11	2	
9	I5	1	Total	C	N	O	P	0
			28	10	5	11	2	
9	J0	1	Total	C	N	O	P	0
			28	10	5	11	2	
9	J2	1	Total	C	N	O	P	0
			28	10	5	11	2	
9	J4	1	Total	C	N	O	P	0
			28	10	5	11	2	
9	J6	1	Total	C	N	O	P	0
			28	10	5	11	2	
9	K1	1	Total	C	N	O	P	0
			28	10	5	11	2	

Continued on next page...

Continued from previous page...

Mol	Chain	Residues	Atoms					AltConf
9	K3	1	Total	C	N	O	P	0
			28	10	5	11	2	
9	K5	1	Total	C	N	O	P	0
			28	10	5	11	2	
9	L1	1	Total	C	N	O	P	0
			28	10	5	11	2	
9	L3	1	Total	C	N	O	P	0
			28	10	5	11	2	
9	L5	1	Total	C	N	O	P	0
			28	10	5	11	2	
9	M1	1	Total	C	N	O	P	0
			28	10	5	11	2	
9	M3	1	Total	C	N	O	P	0
			28	10	5	11	2	
9	M5	1	Total	C	N	O	P	0
			28	10	5	11	2	
9	N1	1	Total	C	N	O	P	0
			28	10	5	11	2	
9	N3	1	Total	C	N	O	P	0
			28	10	5	11	2	
9	N5	1	Total	C	N	O	P	0
			28	10	5	11	2	
9	O1	1	Total	C	N	O	P	0
			28	10	5	11	2	
9	O3	1	Total	C	N	O	P	0
			28	10	5	11	2	
9	O5	1	Total	C	N	O	P	0
			28	10	5	11	2	
9	P1	1	Total	C	N	O	P	0
			28	10	5	11	2	
9	P3	1	Total	C	N	O	P	0
			28	10	5	11	2	
9	P5	1	Total	C	N	O	P	0
			28	10	5	11	2	
9	Q0	1	Total	C	N	O	P	0
			28	10	5	11	2	
9	Q2	1	Total	C	N	O	P	0
			28	10	5	11	2	
9	Q4	1	Total	C	N	O	P	0
			28	10	5	11	2	
9	R0	1	Total	C	N	O	P	0
			28	10	5	11	2	

Continued on next page...

Continued from previous page...

Mol	Chain	Residues	Atoms					AltConf
9	R2	1	Total	C	N	O	P	0
			28	10	5	11	2	
9	R4	1	Total	C	N	O	P	0
			28	10	5	11	2	
9	R6	1	Total	C	N	O	P	0
			28	10	5	11	2	
9	S0	1	Total	C	N	O	P	0
			28	10	5	11	2	
9	S2	1	Total	C	N	O	P	0
			28	10	5	11	2	
9	S4	1	Total	C	N	O	P	0
			28	10	5	11	2	
9	S6	1	Total	C	N	O	P	0
			28	10	5	11	2	
9	T0	1	Total	C	N	O	P	0
			28	10	5	11	2	
9	T2	1	Total	C	N	O	P	0
			28	10	5	11	2	
9	T4	1	Total	C	N	O	P	0
			28	10	5	11	2	
9	T6	1	Total	C	N	O	P	0
			28	10	5	11	2	
9	U0	1	Total	C	N	O	P	0
			28	10	5	11	2	
9	U2	1	Total	C	N	O	P	0
			28	10	5	11	2	
9	U4	1	Total	C	N	O	P	0
			28	10	5	11	2	
9	U6	1	Total	C	N	O	P	0
			28	10	5	11	2	
9	V1	1	Total	C	N	O	P	0
			28	10	5	11	2	
9	V3	1	Total	C	N	O	P	0
			28	10	5	11	2	
9	V5	1	Total	C	N	O	P	0
			28	10	5	11	2	
9	W1	1	Total	C	N	O	P	0
			28	10	5	11	2	
9	W3	1	Total	C	N	O	P	0
			28	10	5	11	2	
9	W5	1	Total	C	N	O	P	0
			28	10	5	11	2	

3 Residue-property plots (i)

These plots are drawn for all protein, RNA, DNA and oligosaccharide chains in the entry. The first graphic for a chain summarises the proportions of the various outlier classes displayed in the second graphic. The second graphic shows the sequence view annotated by issues in geometry and atom inclusion in map density. Residues are color-coded according to the number of geometric quality criteria for which they contain at least one outlier: green = 0, yellow = 1, orange = 2 and red = 3 or more. A red diamond above a residue indicates a poor fit to the EM map for this residue (all-atom inclusion < 40%). Stretches of 2 or more consecutive residues without any outlier are shown as a green connector. Residues present in the sample, but not in the model, are shown in grey.

• Molecule 1: Tubulin alpha-1A chain

Chain A0:

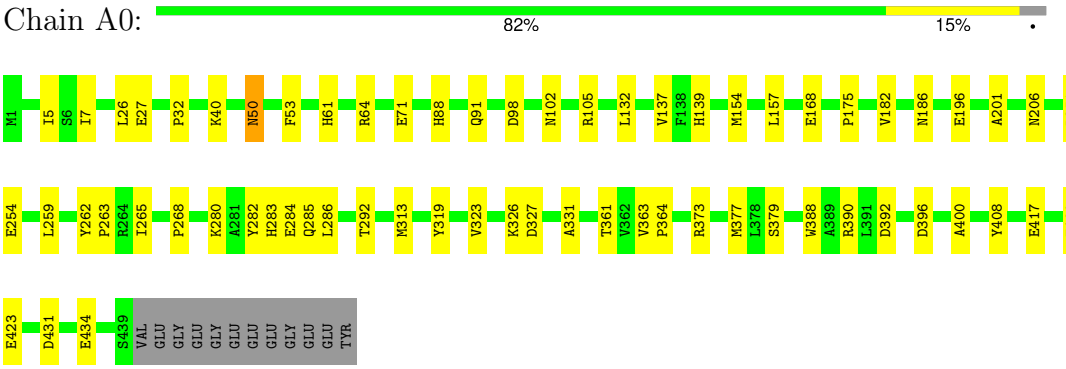

• Molecule 1: Tubulin alpha-1A chain

Chain A2:

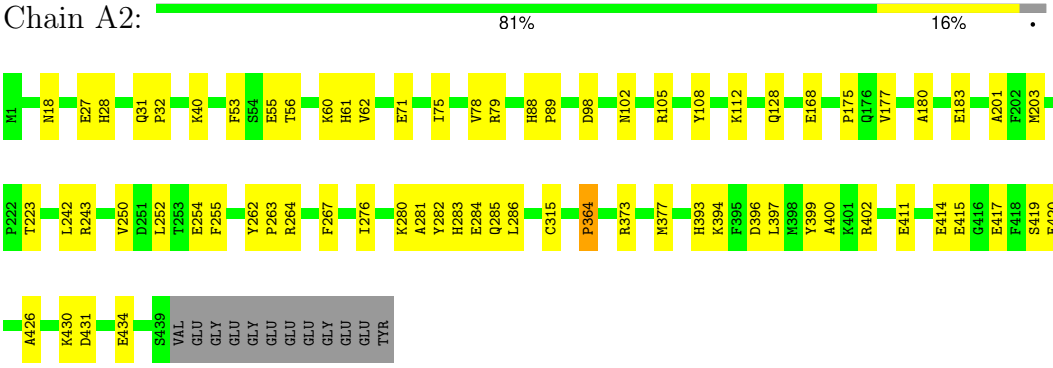

• Molecule 1: Tubulin alpha-1A chain

Chain A4:

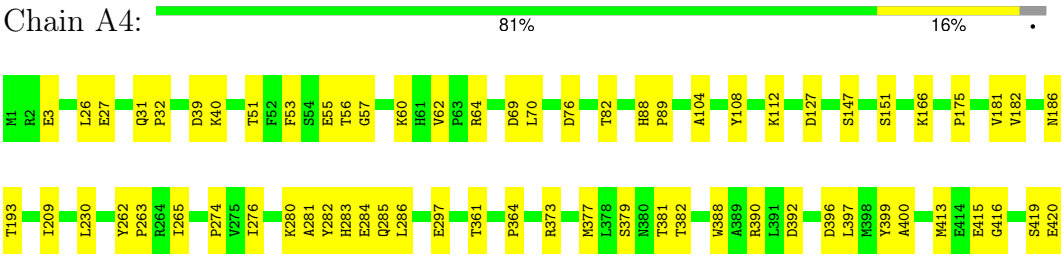

• Molecule 1: Tubulin alpha-1A chain

Chain A6:

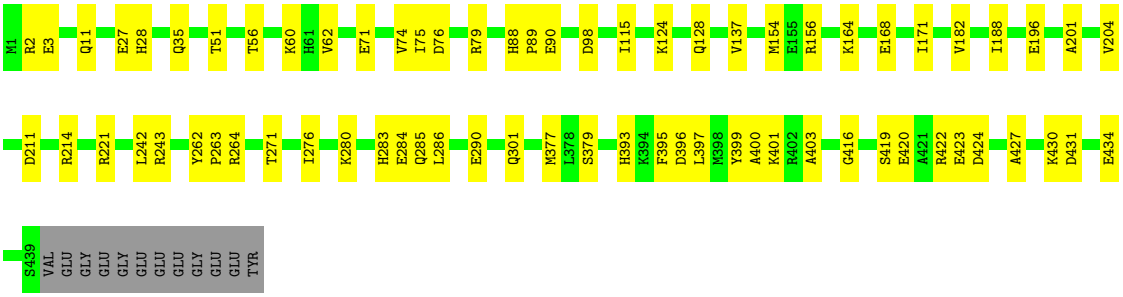

• Molecule 1: Tubulin alpha-1A chain

Chain B1:

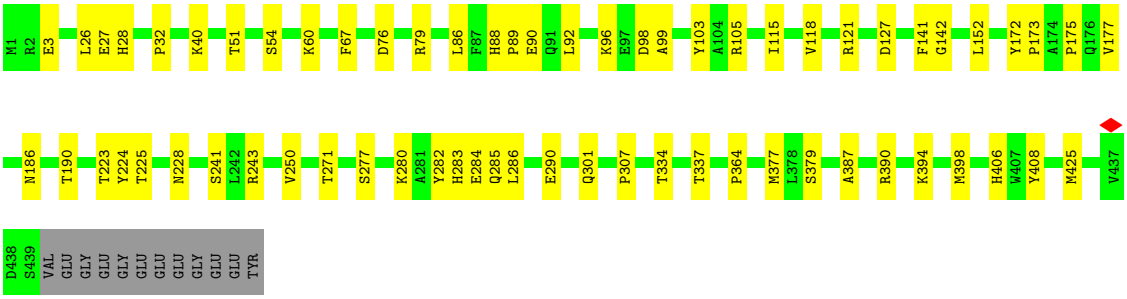

• Molecule 1: Tubulin alpha-1A chain

Chain B3:

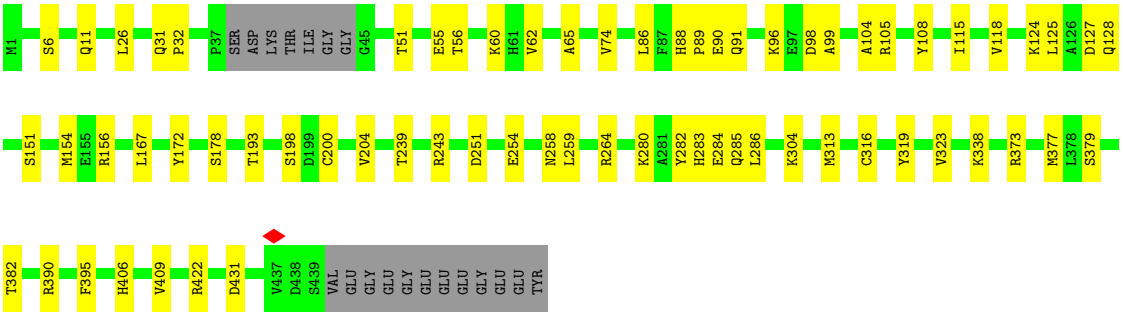

• Molecule 1: Tubulin alpha-1A chain

Chain B5:

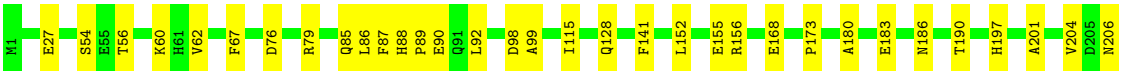

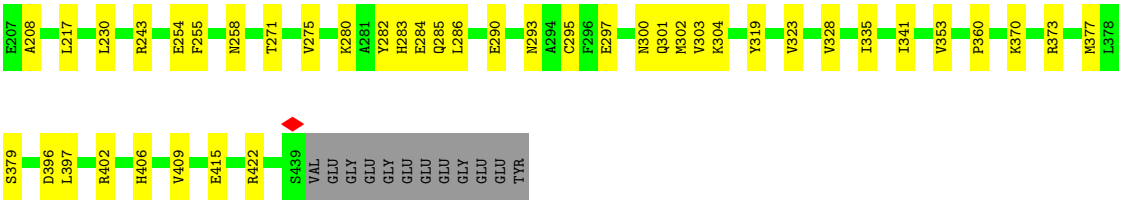

• Molecule 1: Tubulin alpha-1A chain

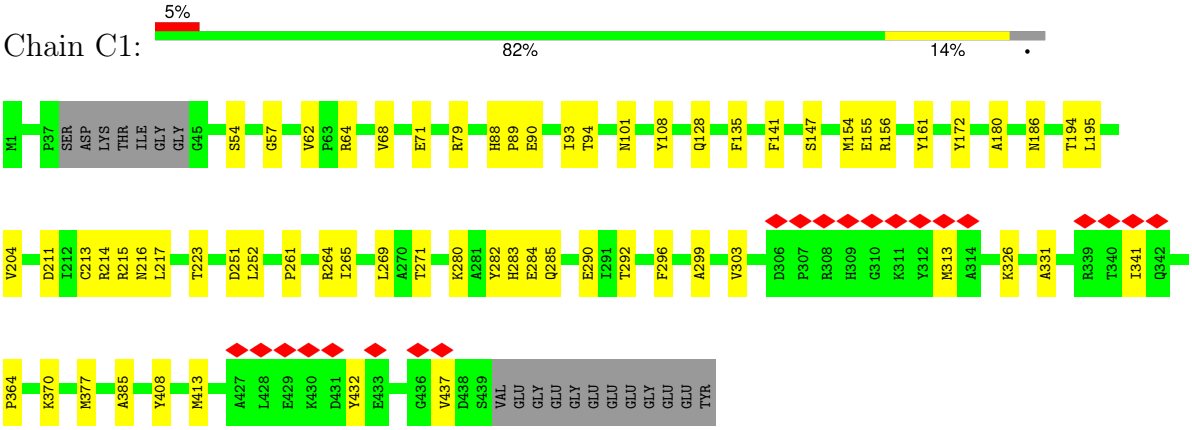

• Molecule 1: Tubulin alpha-1A chain

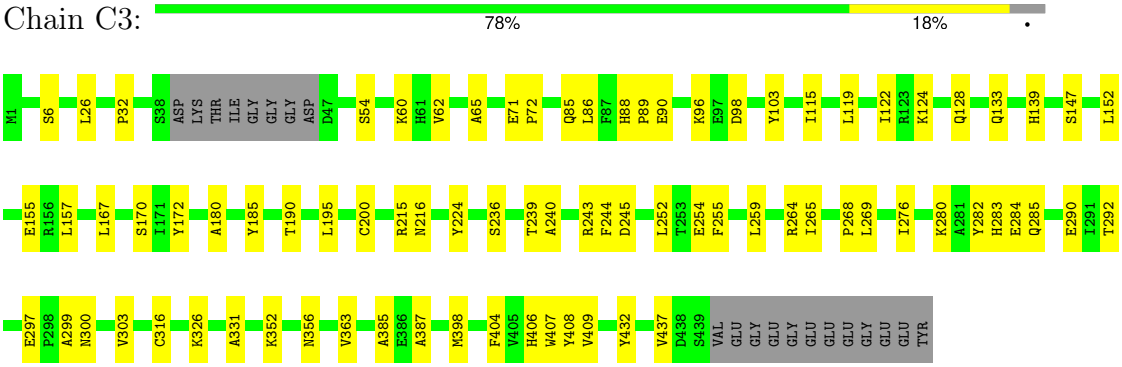

• Molecule 1: Tubulin alpha-1A chain

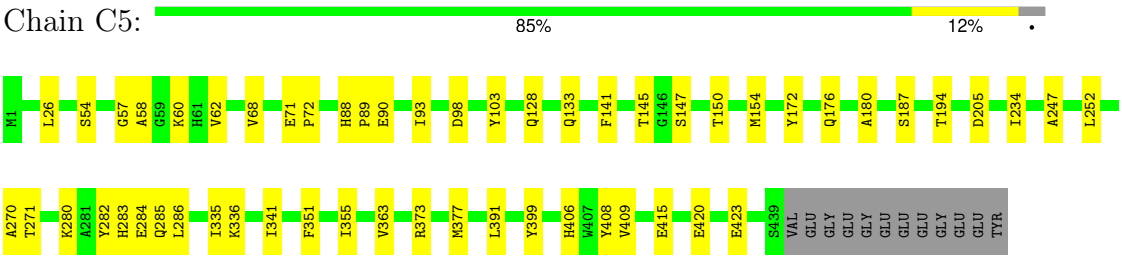

• Molecule 1: Tubulin alpha-1A chain

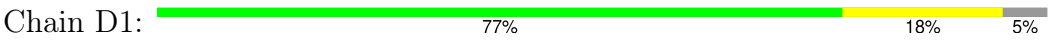

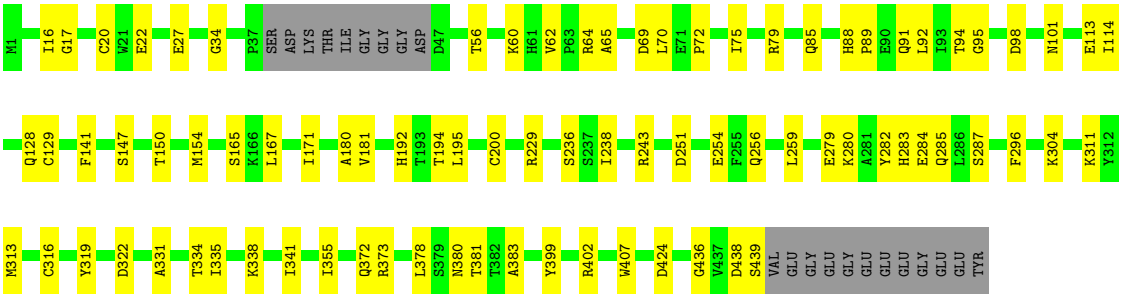

• Molecule 1: Tubulin alpha-1A chain

Chain D3:

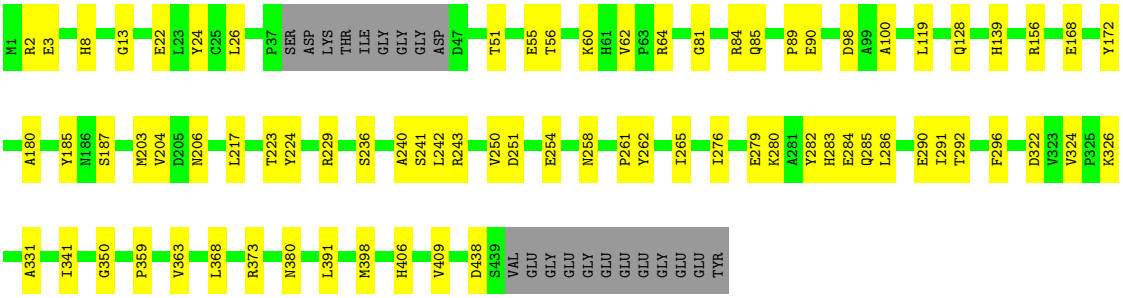

• Molecule 1: Tubulin alpha-1A chain

Chain D5:

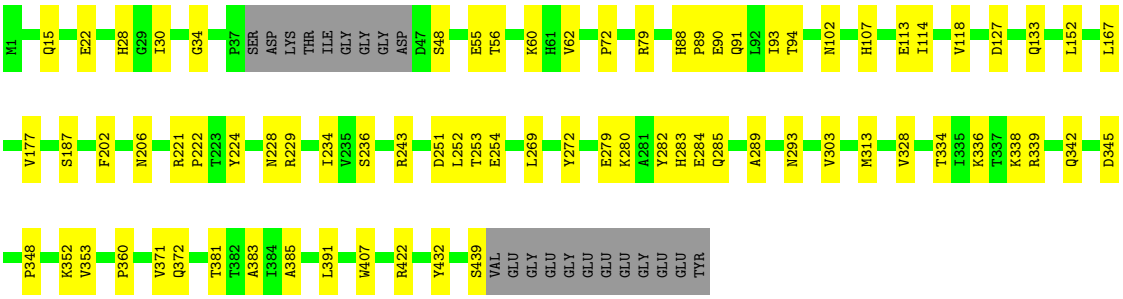

• Molecule 1: Tubulin alpha-1A chain

Chain E1:

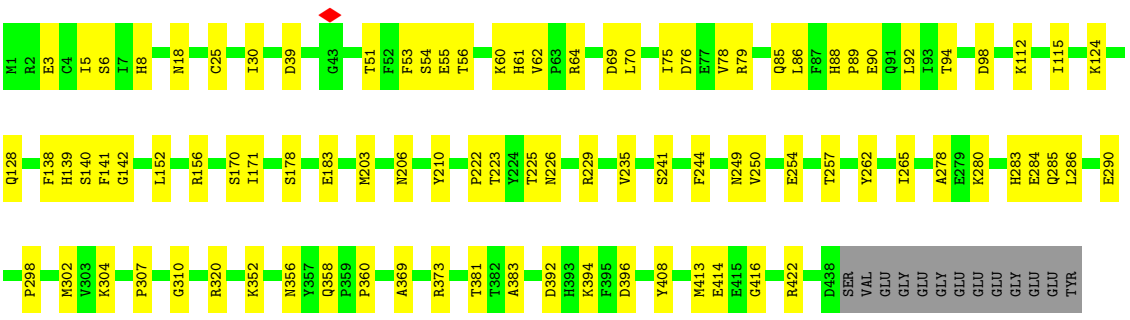

• Molecule 1: Tubulin alpha-1A chain

Chain E3:

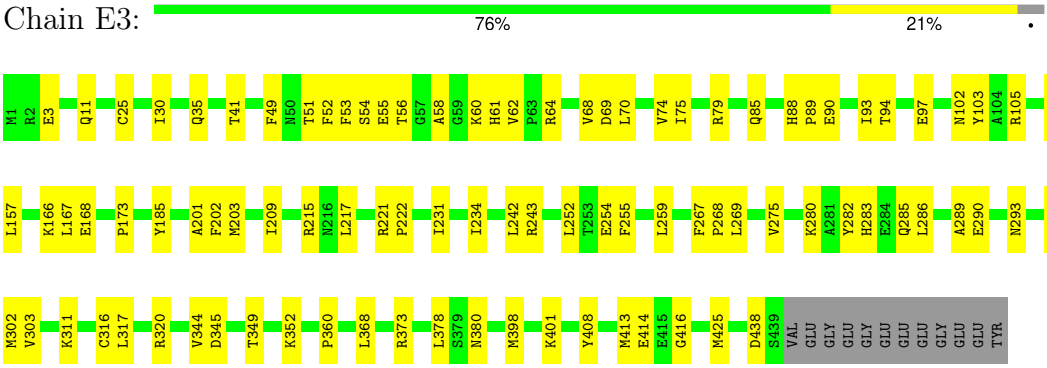

• Molecule 1: Tubulin alpha-1A chain

Chain E5:

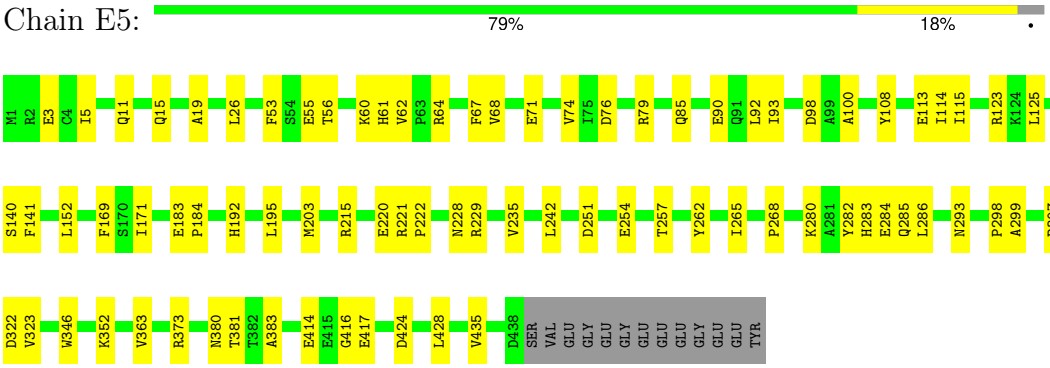

• Molecule 1: Tubulin alpha-1A chain

Chain F1:

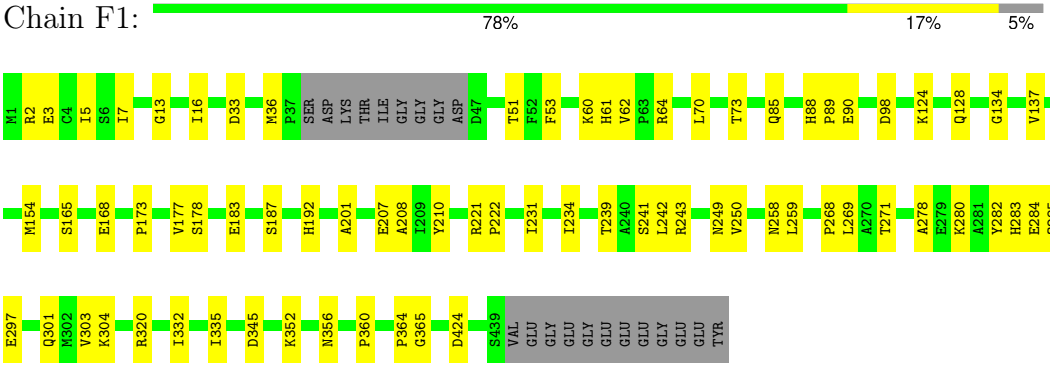

• Molecule 1: Tubulin alpha-1A chain

Chain F3:

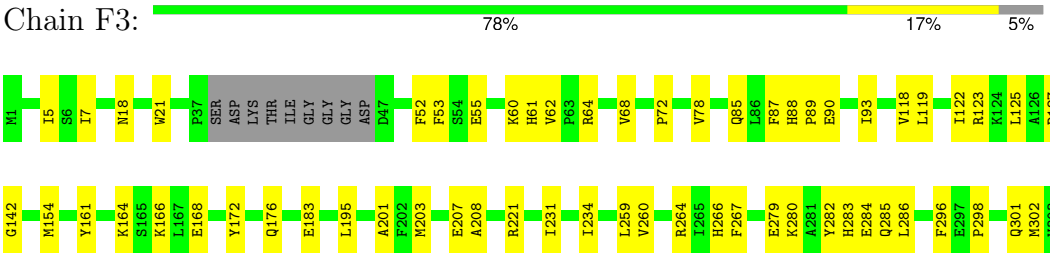

• Molecule 1: Tubulin alpha-1A chain

Chain F5:

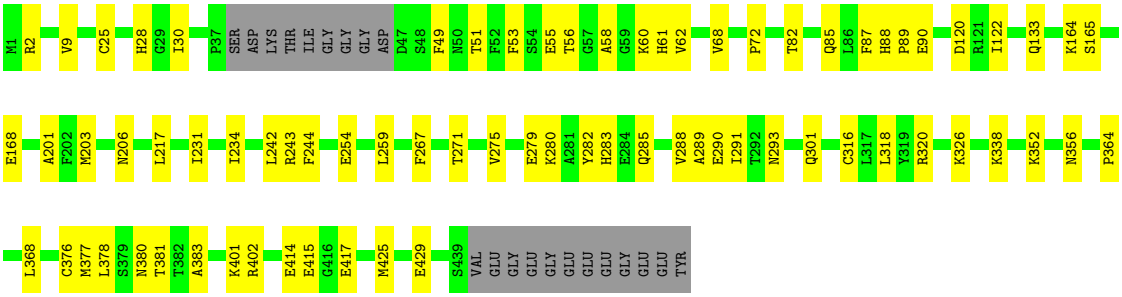

• Molecule 1: Tubulin alpha-1A chain

Chain G0:

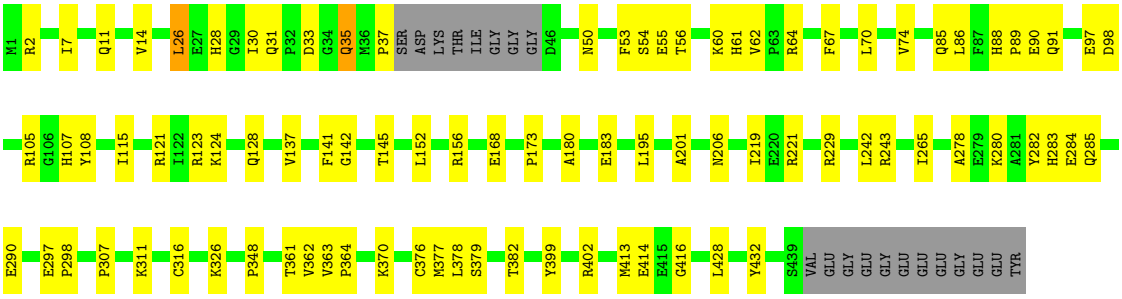

• Molecule 1: Tubulin alpha-1A chain

Chain G2:

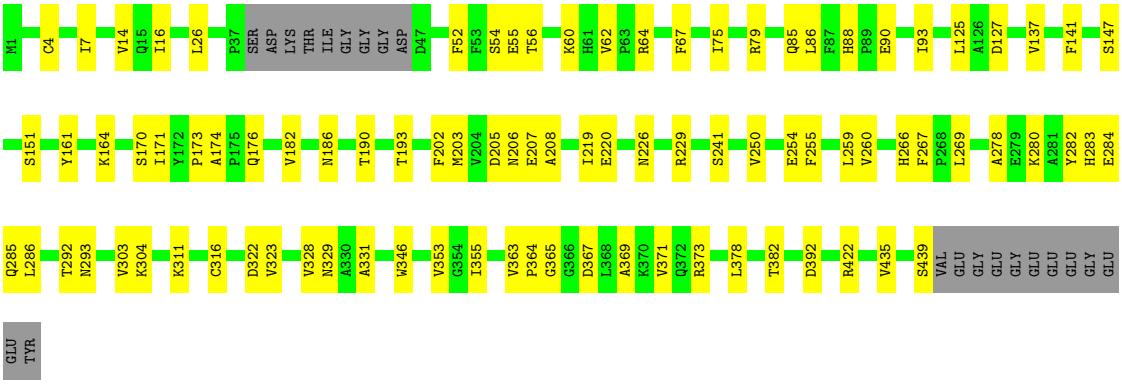

• Molecule 1: Tubulin alpha-1A chain

Chain G4:

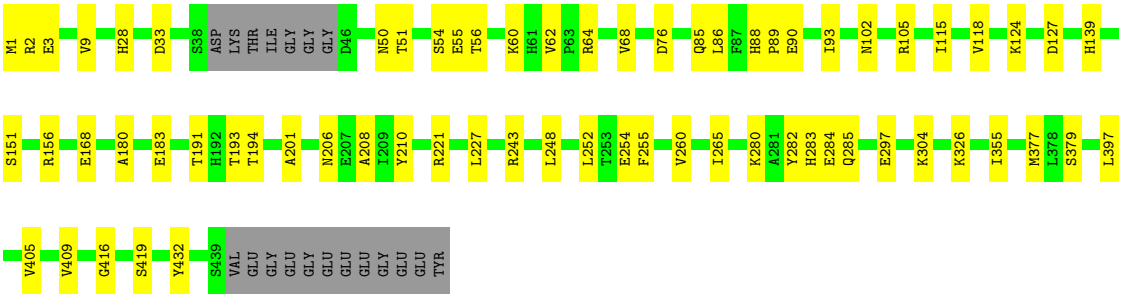

• Molecule 1: Tubulin alpha-1A chain

Chain H0:

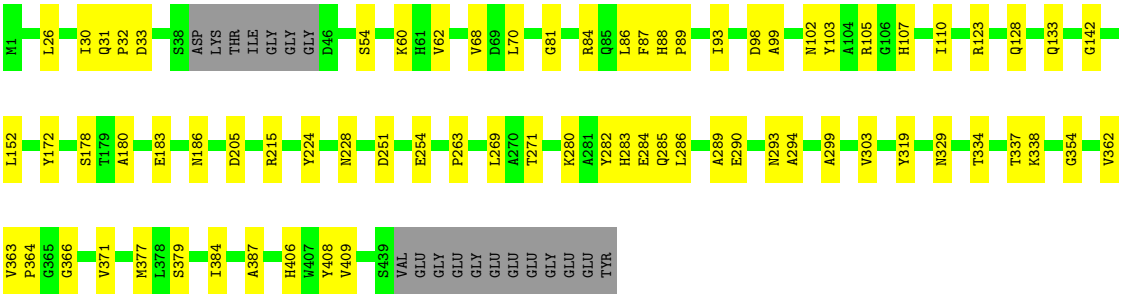

• Molecule 1: Tubulin alpha-1A chain

Chain H2:

• Molecule 1: Tubulin alpha-1A chain

Chain H4:

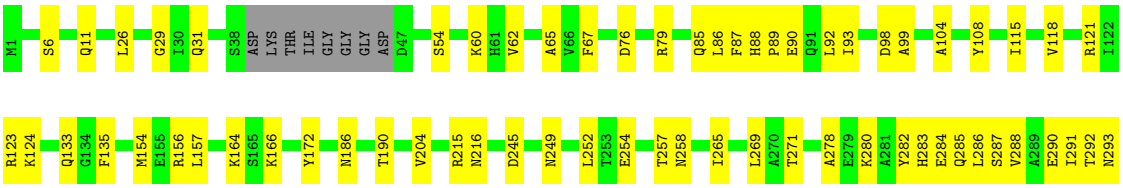

• Molecule 1: Tubulin alpha-1A chain

Chain I0:

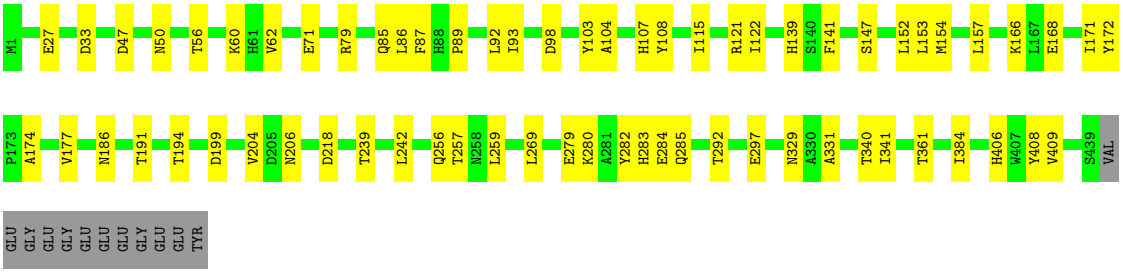

• Molecule 1: Tubulin alpha-1A chain

Chain I2:

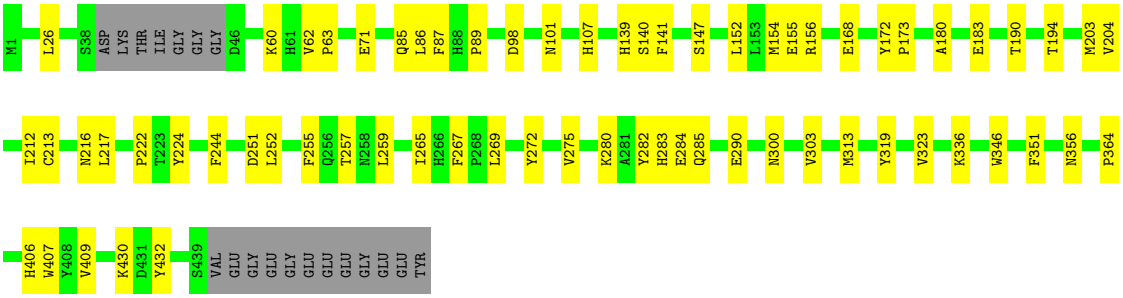

• Molecule 1: Tubulin alpha-1A chain

Chain I4:

• Molecule 1: Tubulin alpha-1A chain

Chain I6:

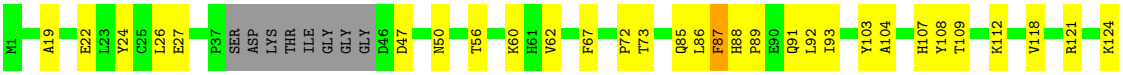

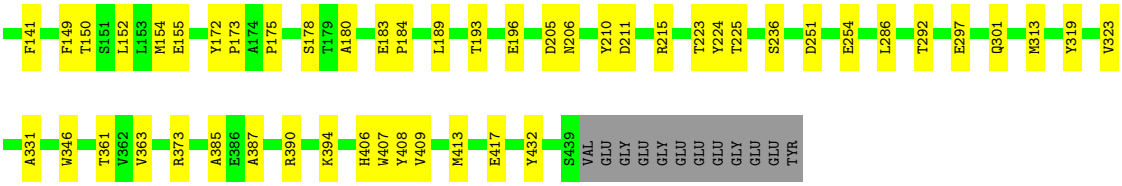

• Molecule 1: Tubulin alpha-1A chain

Chain J1:

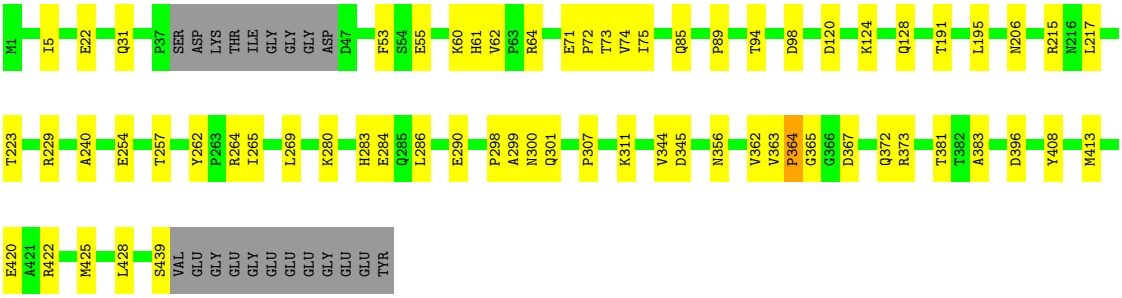

• Molecule 1: Tubulin alpha-1A chain

Chain J3:

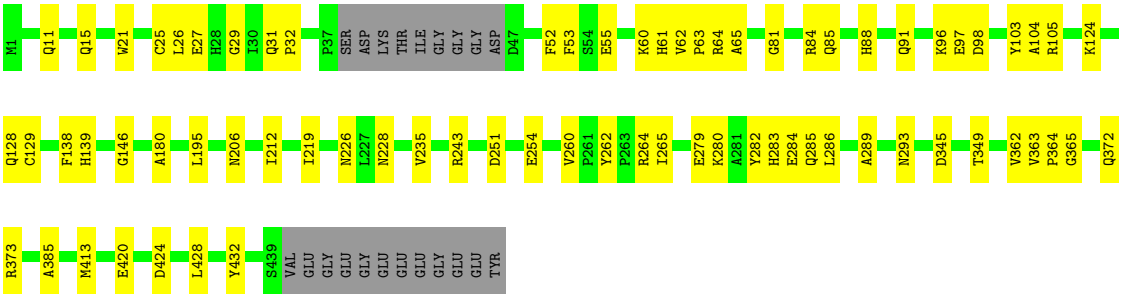

• Molecule 1: Tubulin alpha-1A chain

Chain J5:

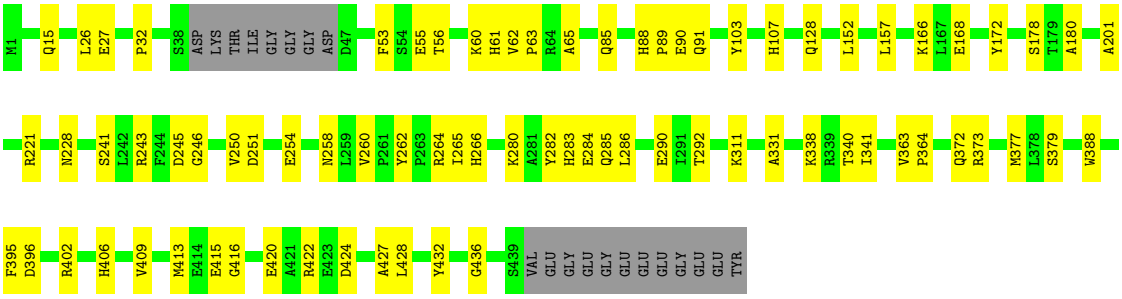

• Molecule 1: Tubulin alpha-1A chain

Chain K0:

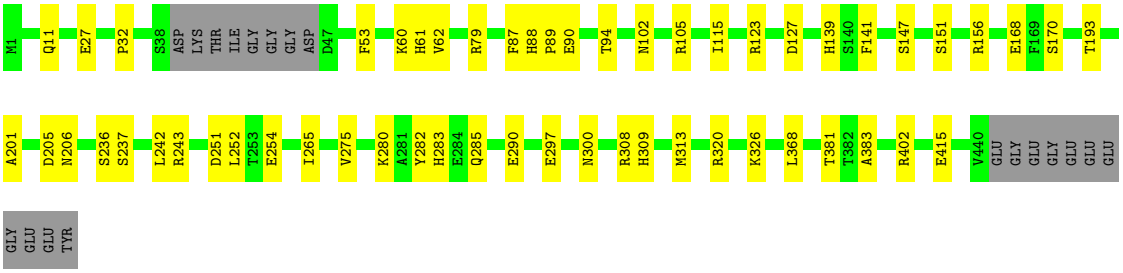

• Molecule 1: Tubulin alpha-1A chain

Chain K2:

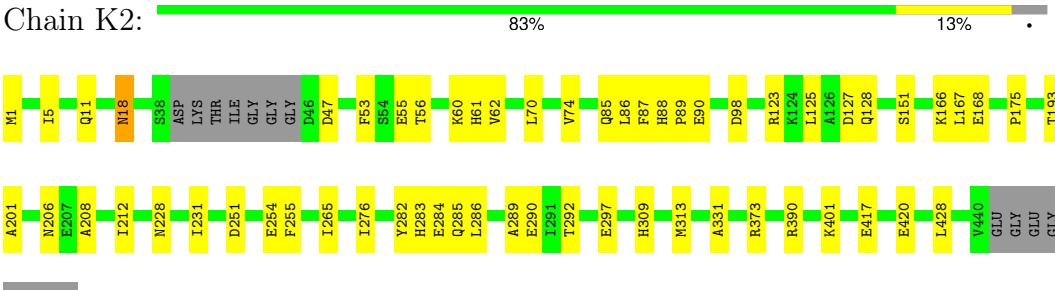

• Molecule 1: Tubulin alpha-1A chain

Chain K4:

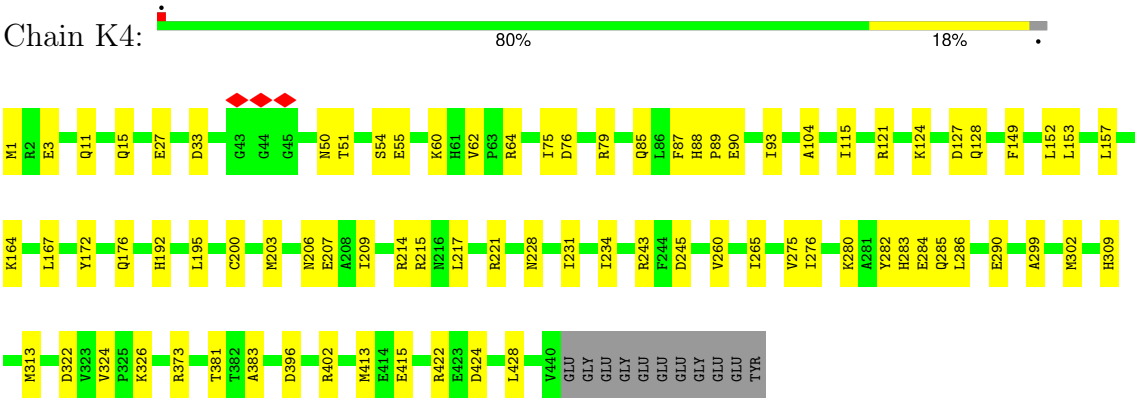

• Molecule 1: Tubulin alpha-1A chain

Chain L0:

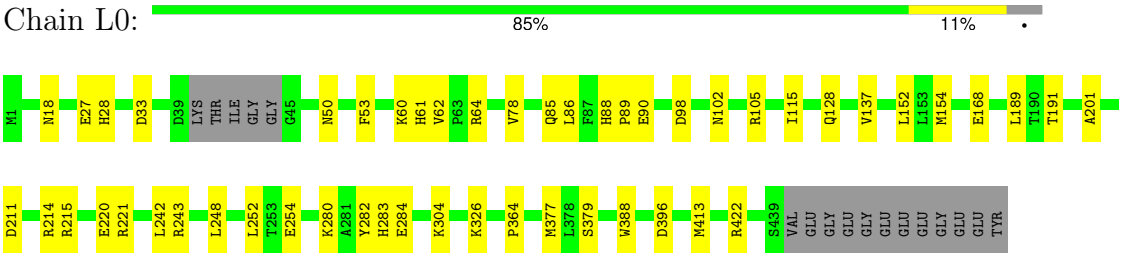

• Molecule 1: Tubulin alpha-1A chain

Chain L2:

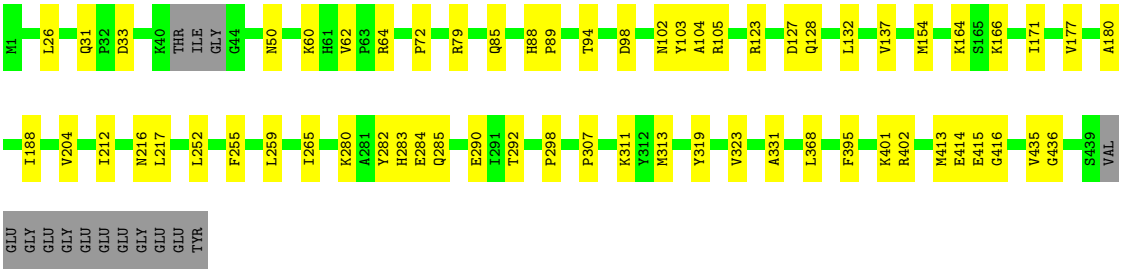

• Molecule 1: Tubulin alpha-1A chain

Chain L4:

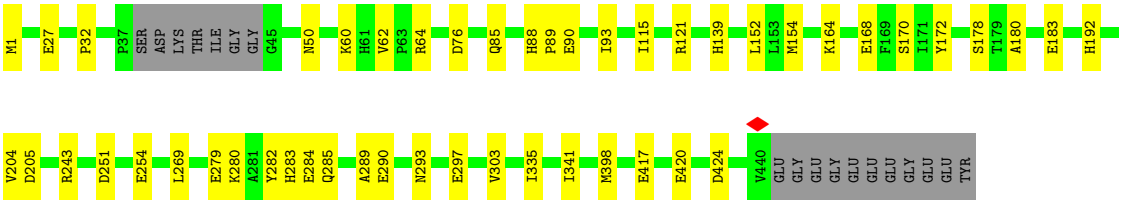

• Molecule 1: Tubulin alpha-1A chain

Chain L6:

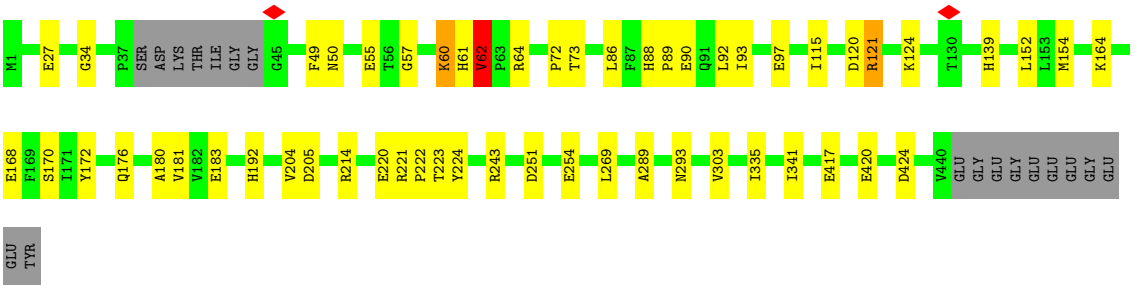

• Molecule 1: Tubulin alpha-1A chain

Chain M0:

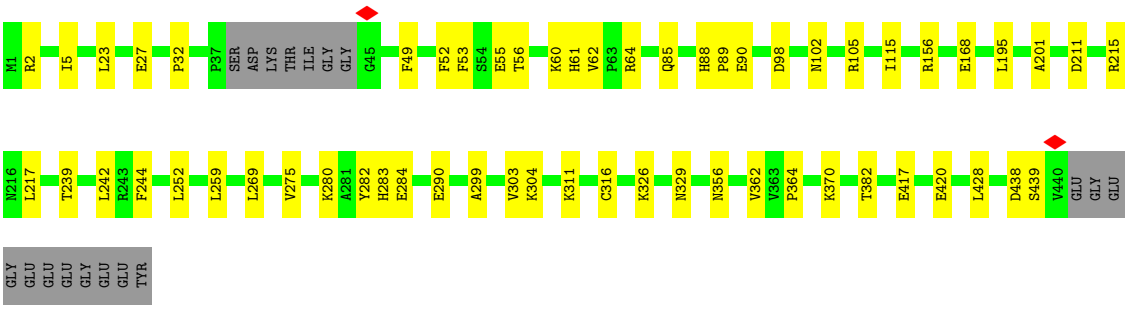

• Molecule 1: Tubulin alpha-1A chain

Chain M2:

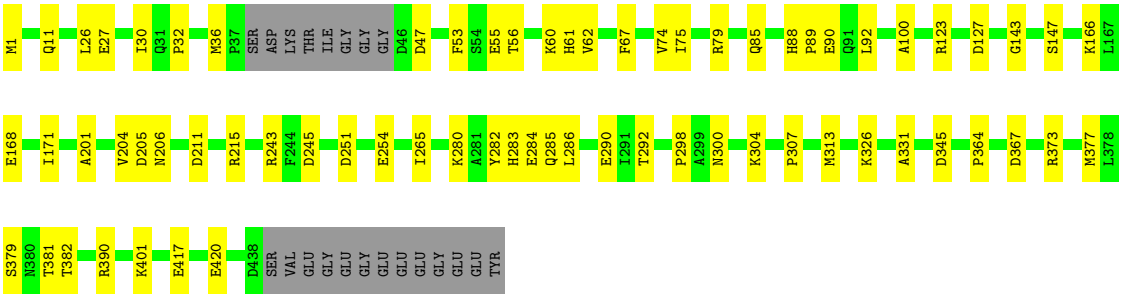

• Molecule 1: Tubulin alpha-1A chain

Chain M4:

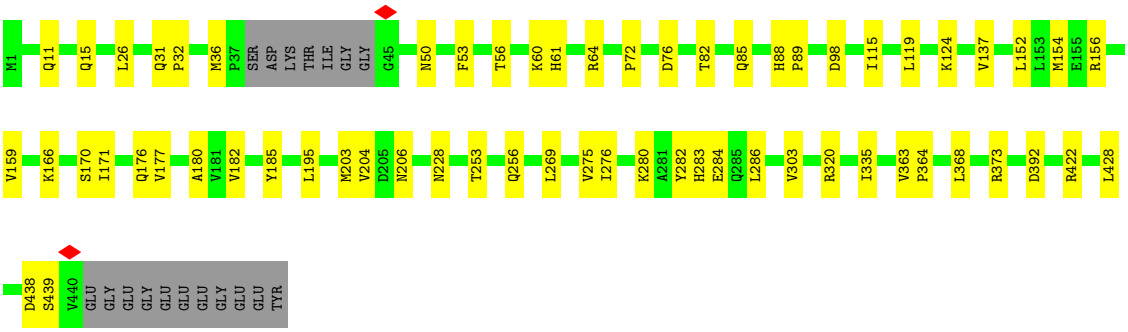

• Molecule 1: Tubulin alpha-1A chain

Chain M6:

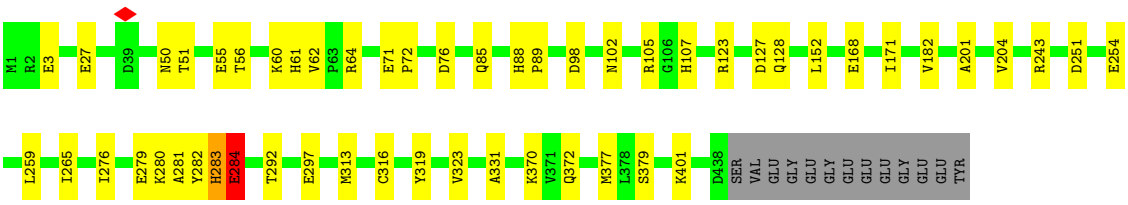

• Molecule 1: Tubulin alpha-1A chain

Chain N0:

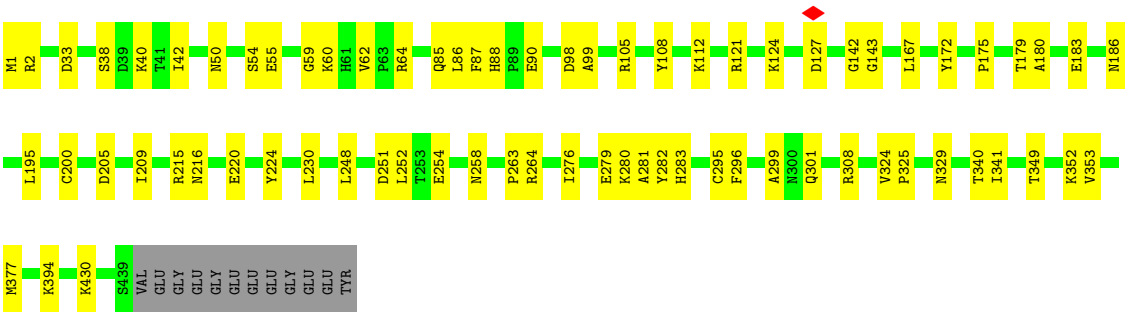

• Molecule 1: Tubulin alpha-1A chain

Chain N2:

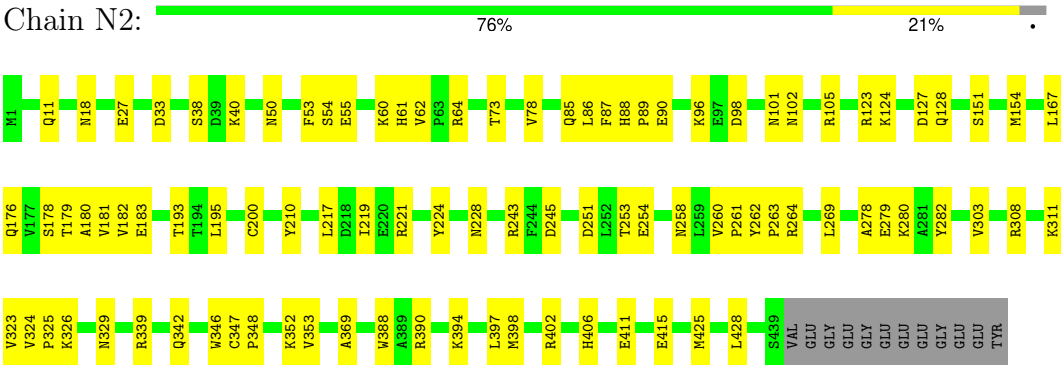

• Molecule 1: Tubulin alpha-1A chain

Chain N4:

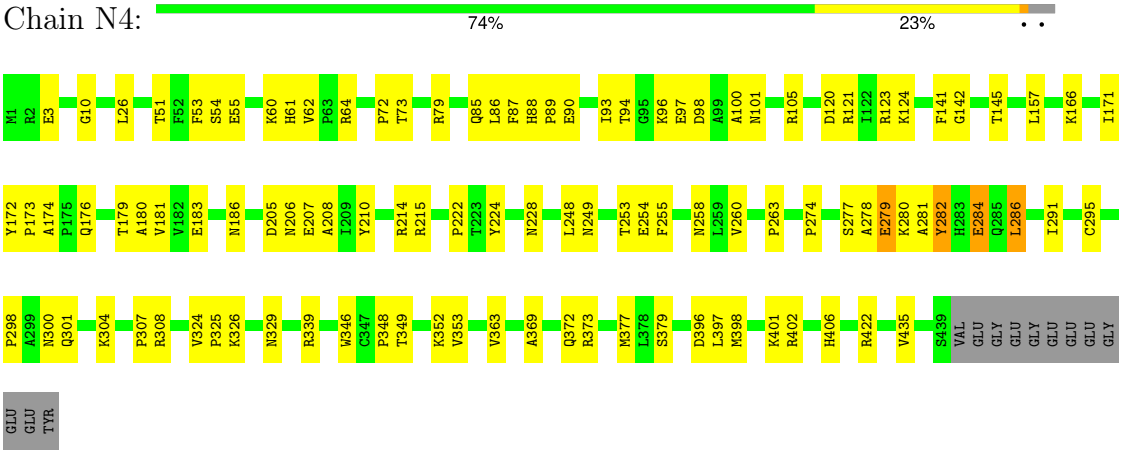

• Molecule 1: Tubulin alpha-1A chain

Chain N6:

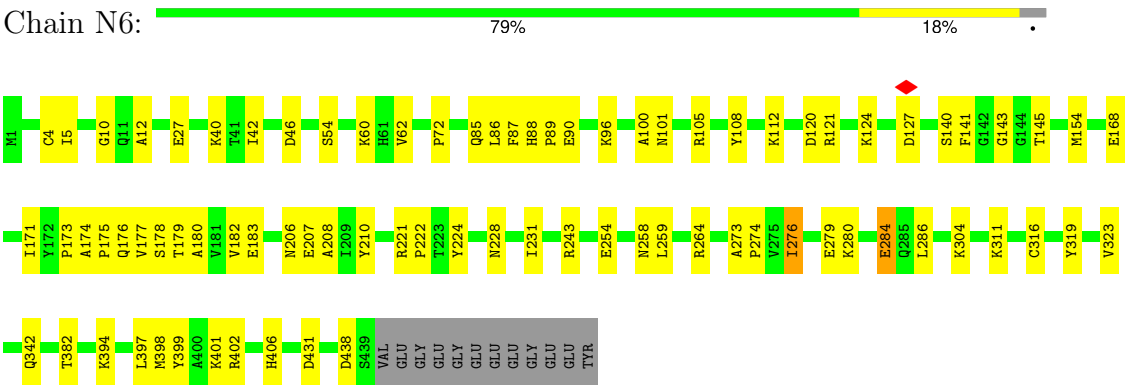

• Molecule 1: Tubulin alpha-1A chain

Chain O0:

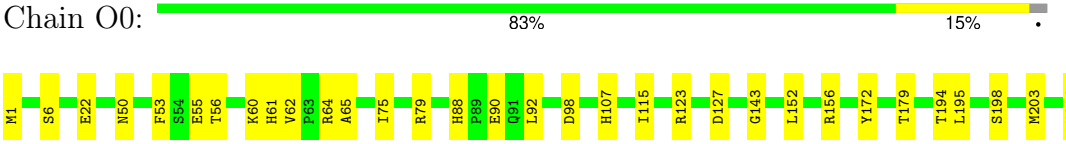

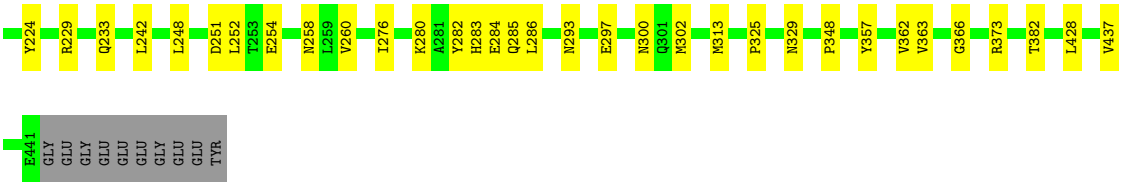

• Molecule 1: Tubulin alpha-1A chain

Chain O2:

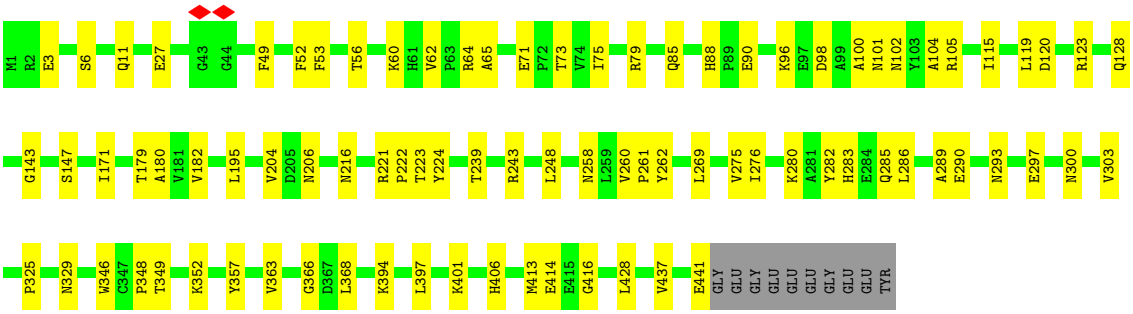

• Molecule 1: Tubulin alpha-1A chain

Chain O4:

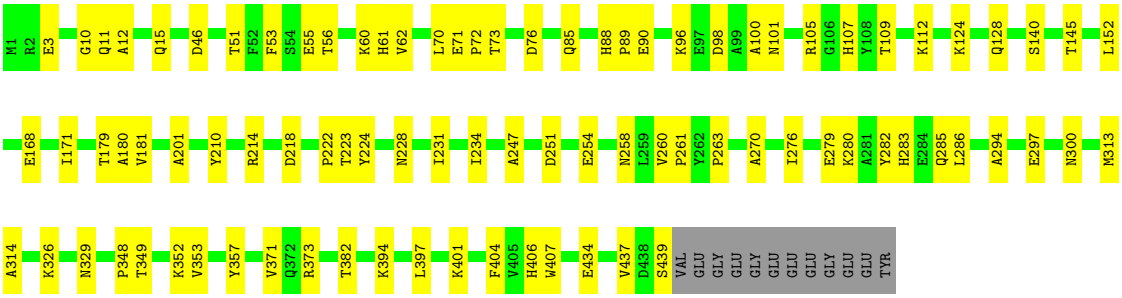

• Molecule 1: Tubulin alpha-1A chain

Chain O6:

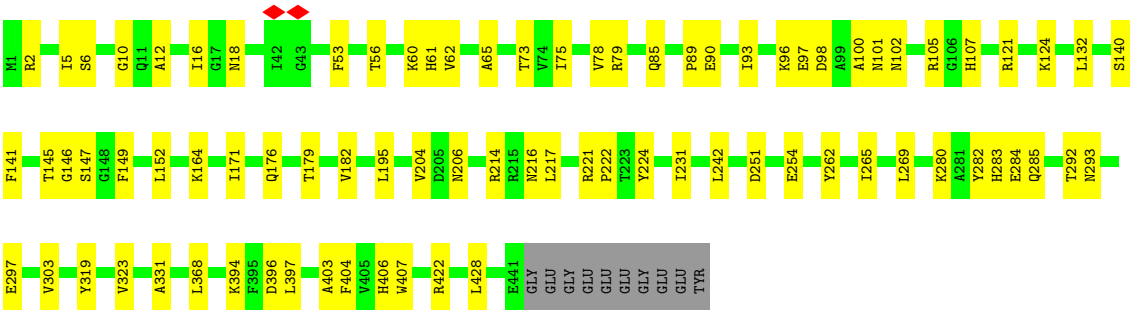

• Molecule 1: Tubulin alpha-1A chain

Chain P0:

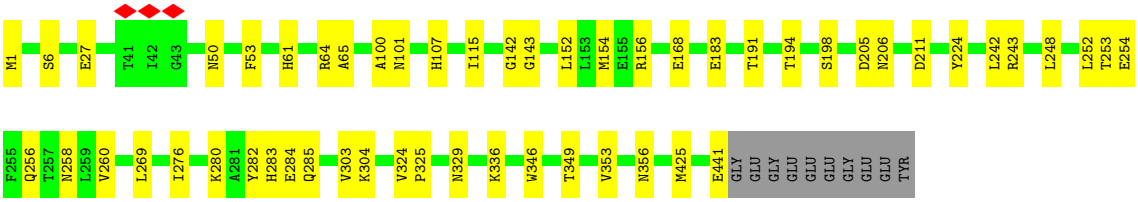

• Molecule 1: Tubulin alpha-1A chain

Chain P2:

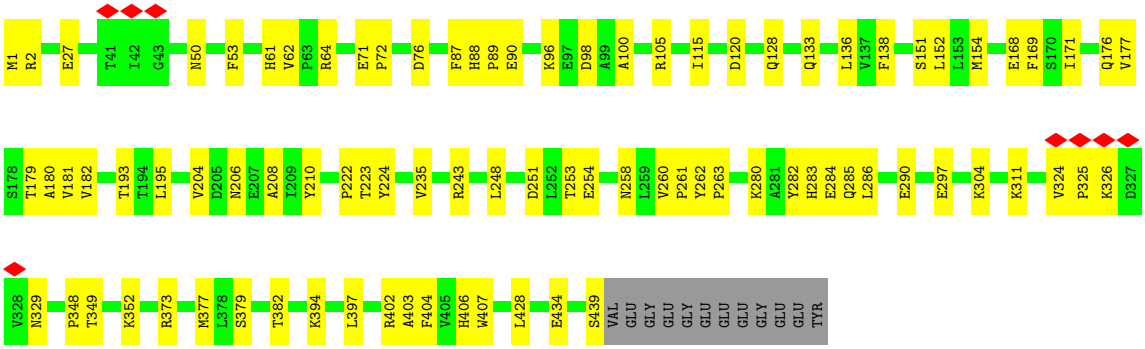

• Molecule 1: Tubulin alpha-1A chain

Chain P4:

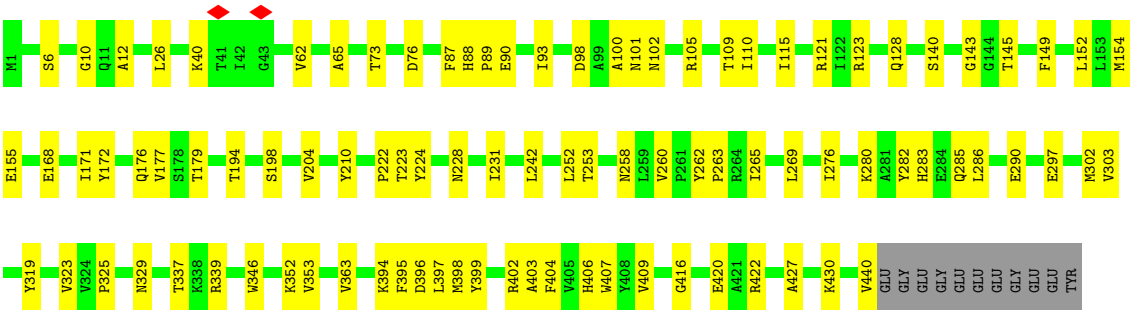

• Molecule 1: Tubulin alpha-1A chain

Chain P6:

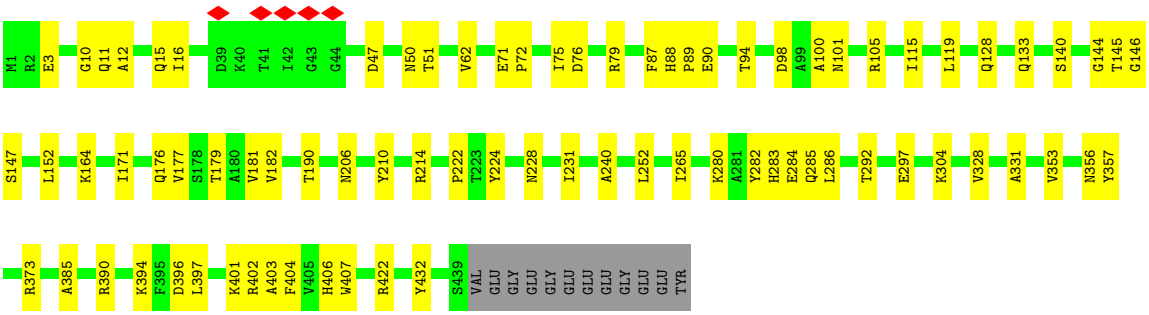

• Molecule 1: Tubulin alpha-1A chain

Chain Q1:

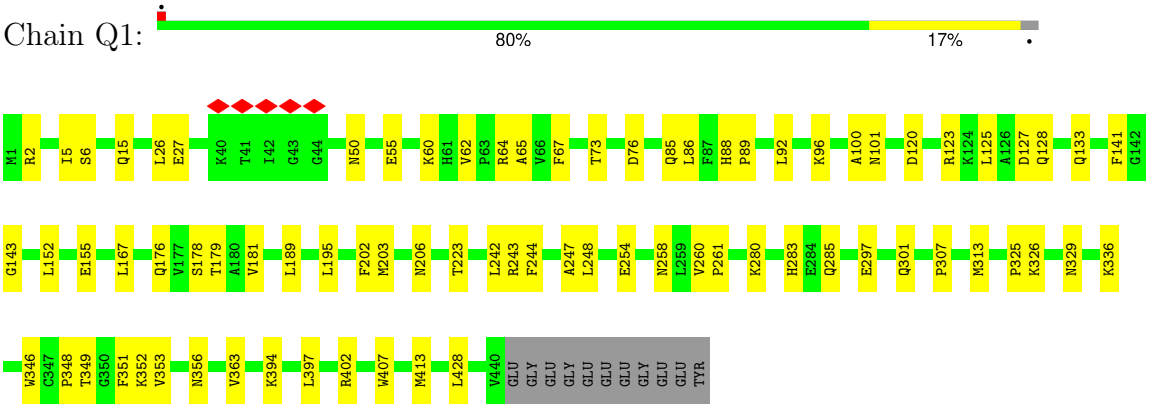

• Molecule 1: Tubulin alpha-1A chain

Chain Q3:

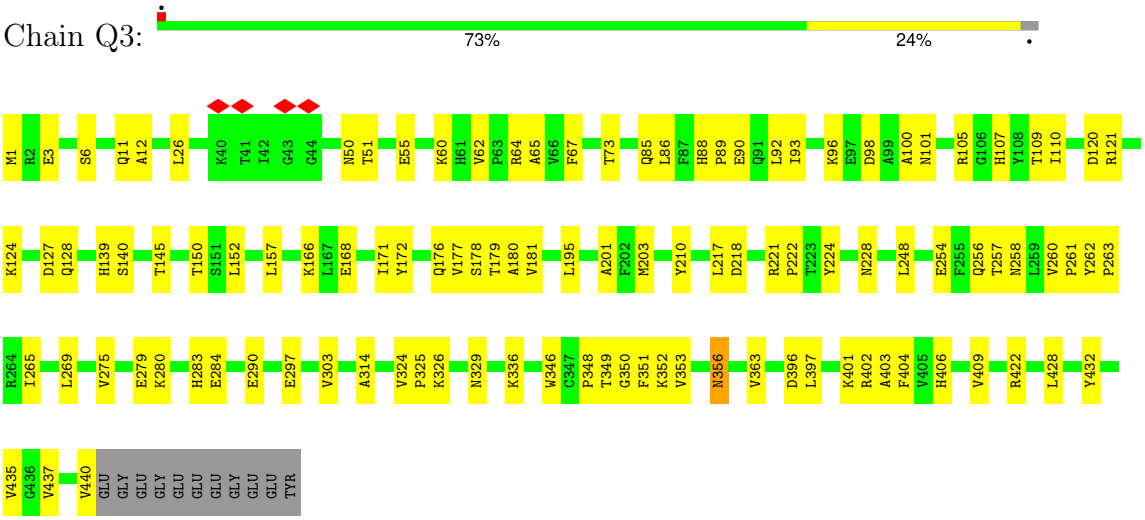

• Molecule 1: Tubulin alpha-1A chain

Chain Q5:

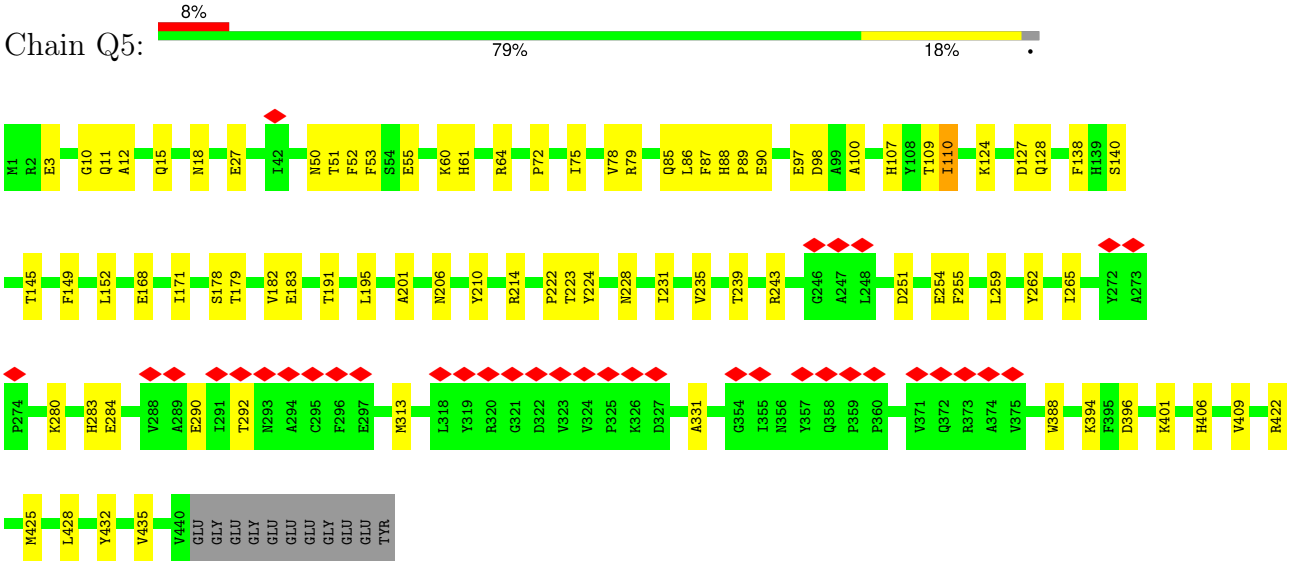

• Molecule 1: Tubulin alpha-1A chain

Chain R1:

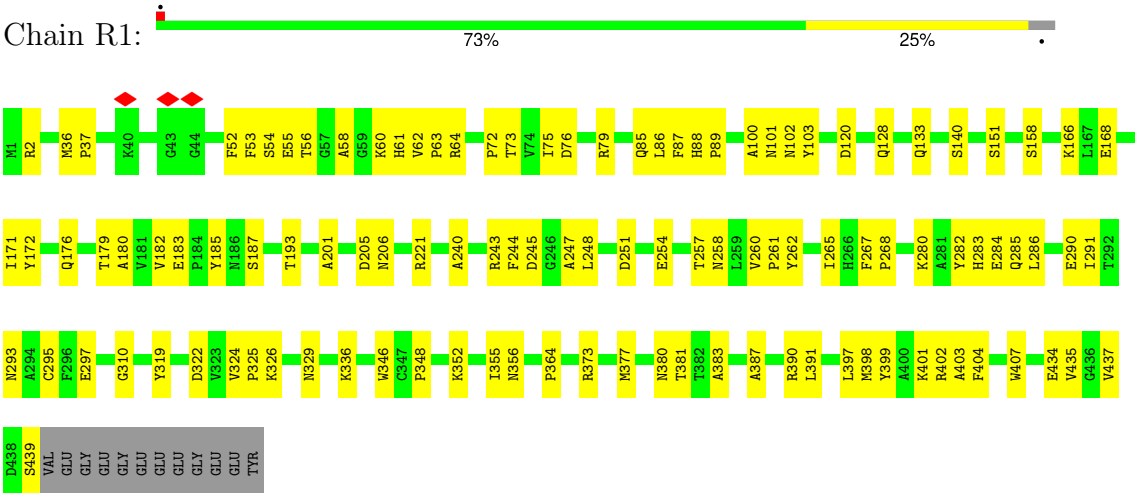

• Molecule 1: Tubulin alpha-1A chain

Chain R3:

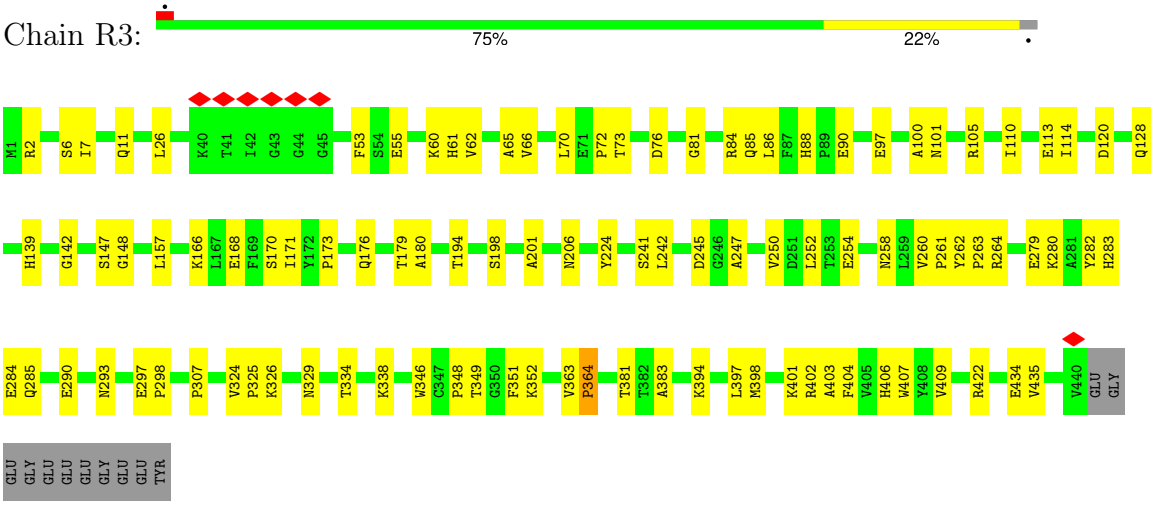

• Molecule 1: Tubulin alpha-1A chain

Chain R5:

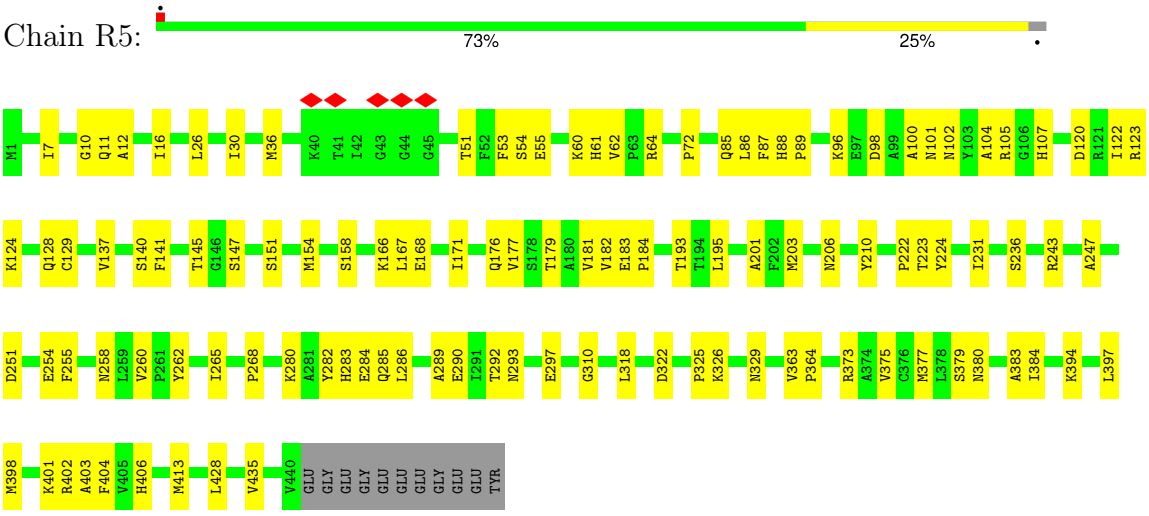

• Molecule 1: Tubulin alpha-1A chain

Chain S1:

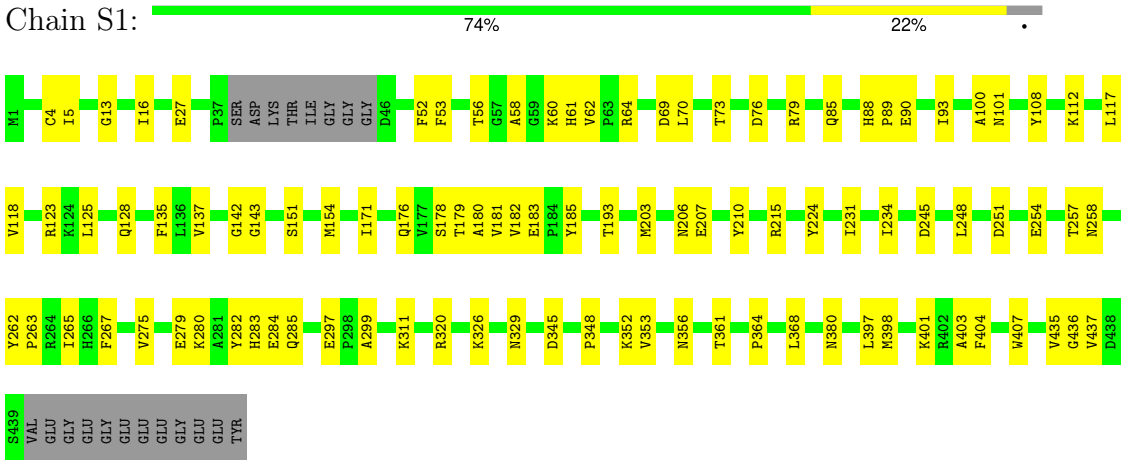

• Molecule 1: Tubulin alpha-1A chain

Chain S3:

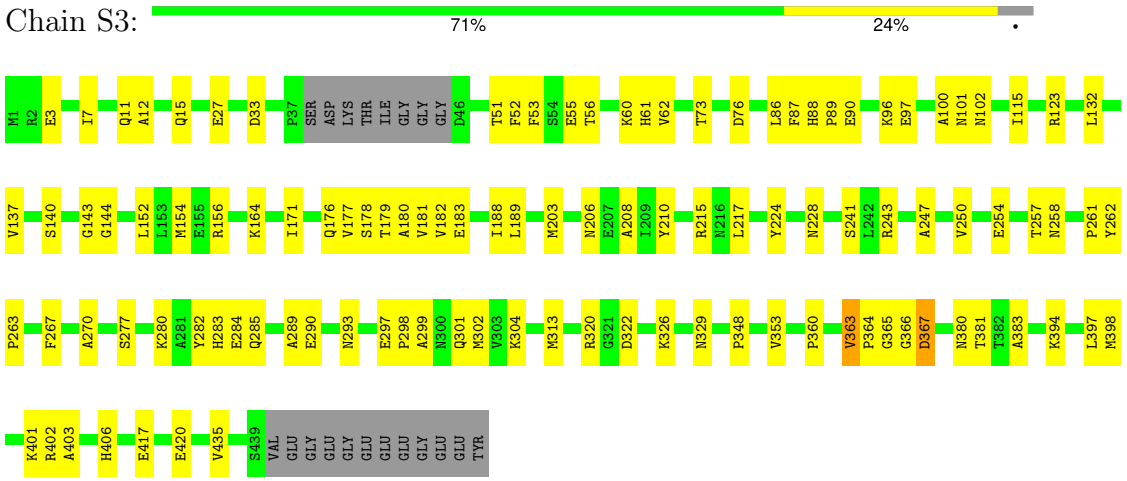

• Molecule 1: Tubulin alpha-1A chain

Chain S5:

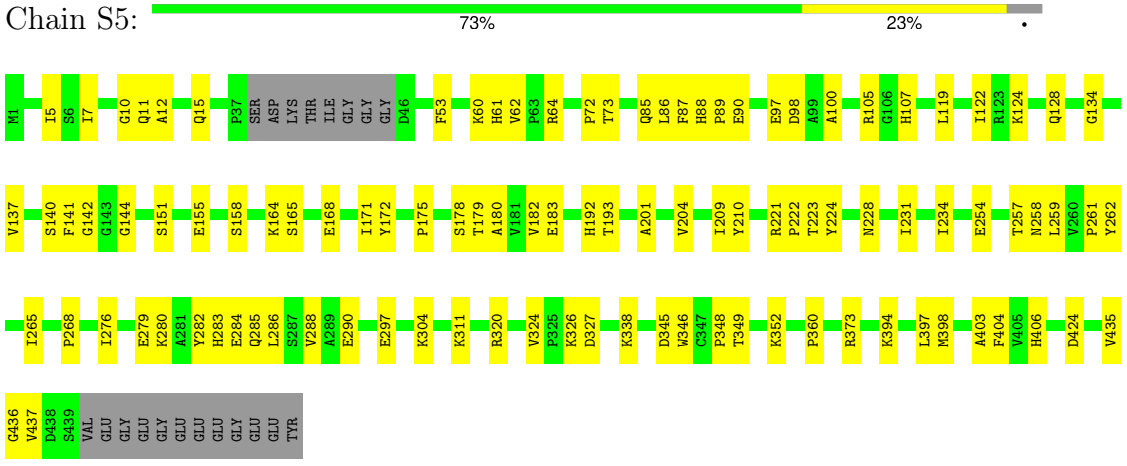

• Molecule 1: Tubulin alpha-1A chain

Chain T1:

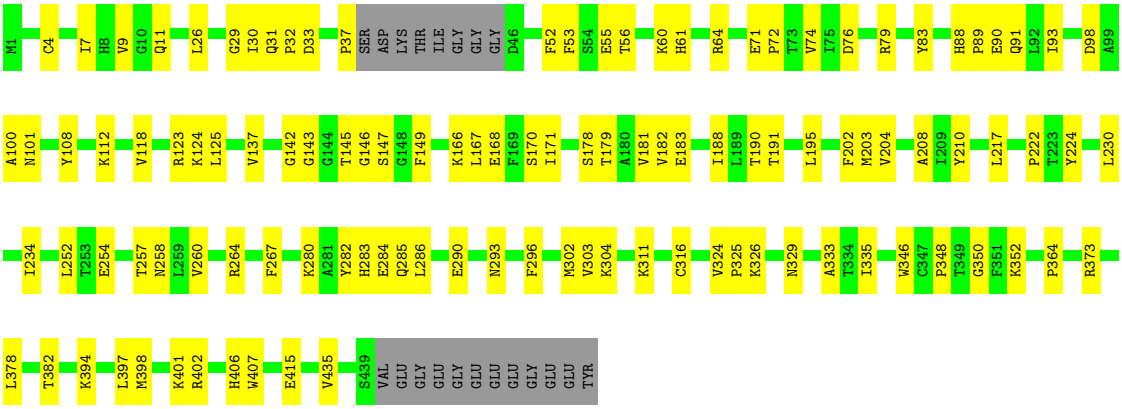

• Molecule 1: Tubulin alpha-1A chain

Chain T3:

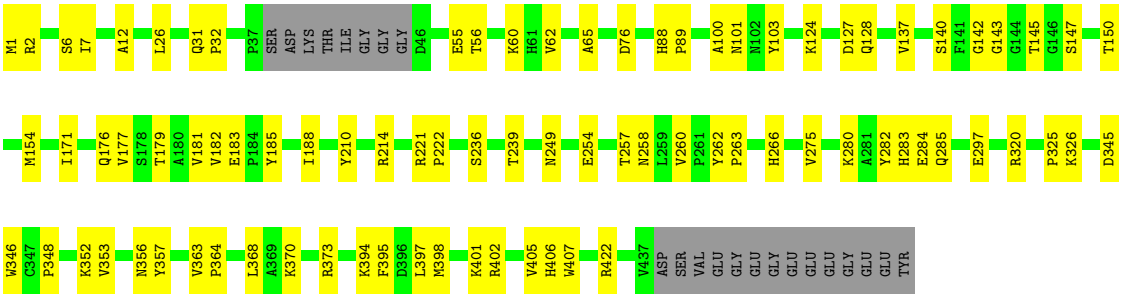

• Molecule 1: Tubulin alpha-1A chain

Chain T5:

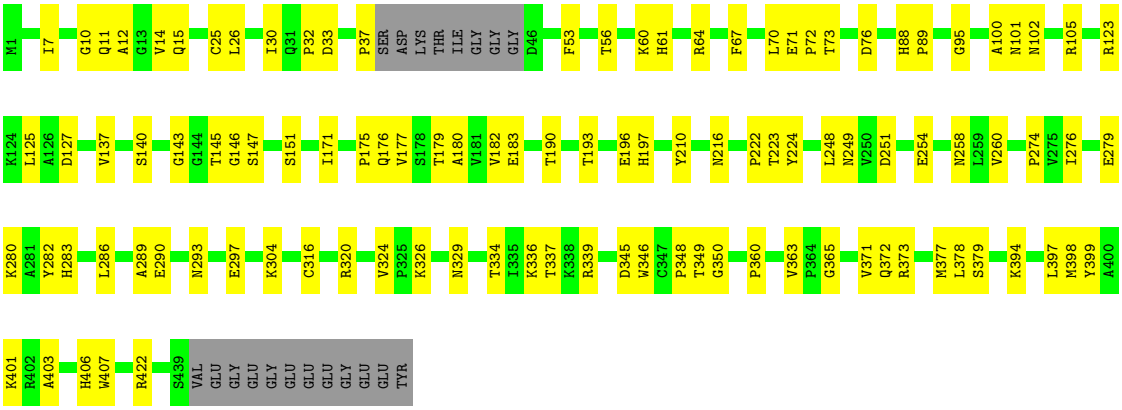

• Molecule 1: Tubulin alpha-1A chain

Chain U1:

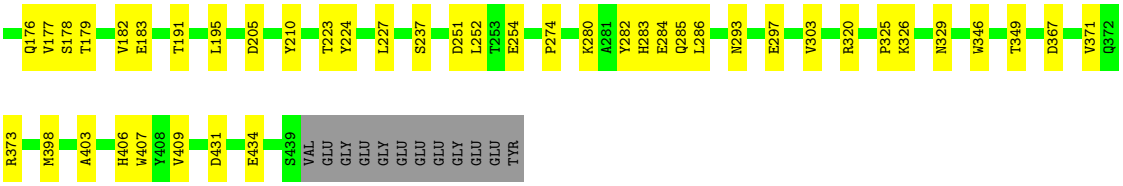

• Molecule 1: Tubulin alpha-1A chain

Chain U3:

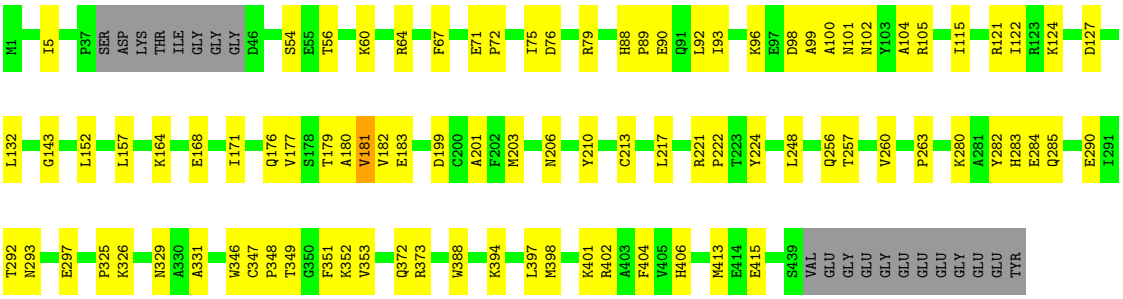

• Molecule 1: Tubulin alpha-1A chain

Chain U5:

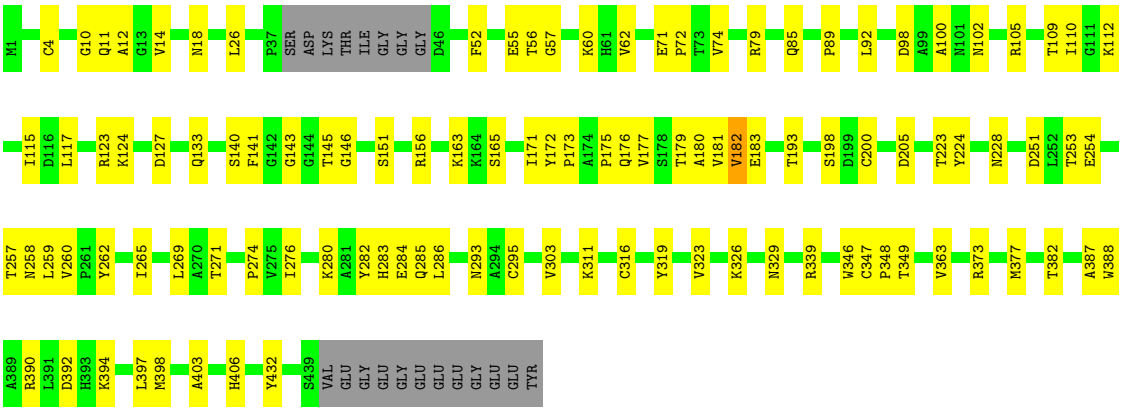

• Molecule 1: Tubulin alpha-1A chain

Chain V0:

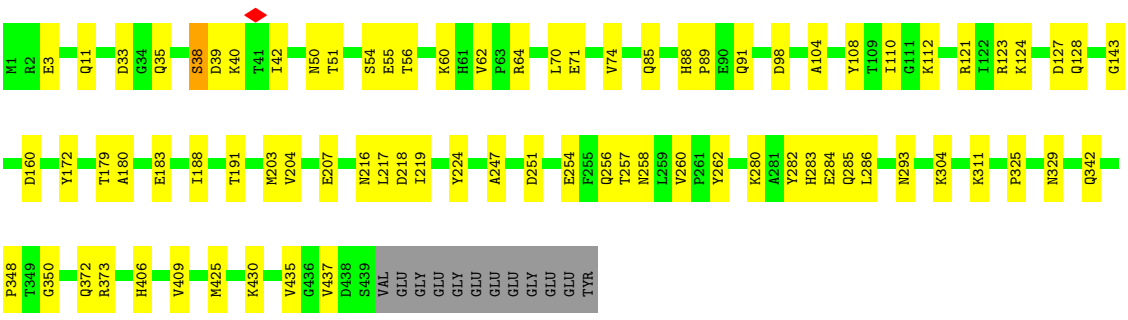

• Molecule 1: Tubulin alpha-1A chain

Chain V2:

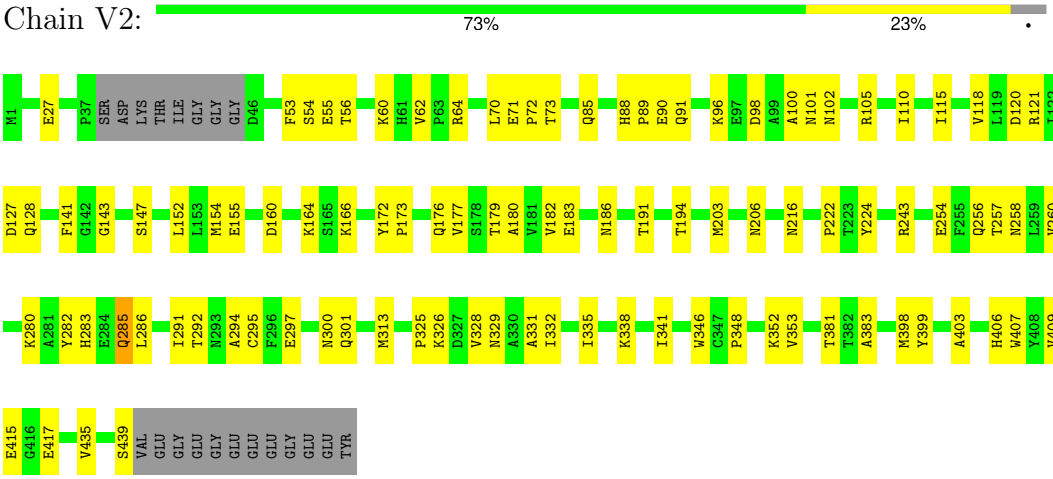

• Molecule 1: Tubulin alpha-1A chain

Chain V4:

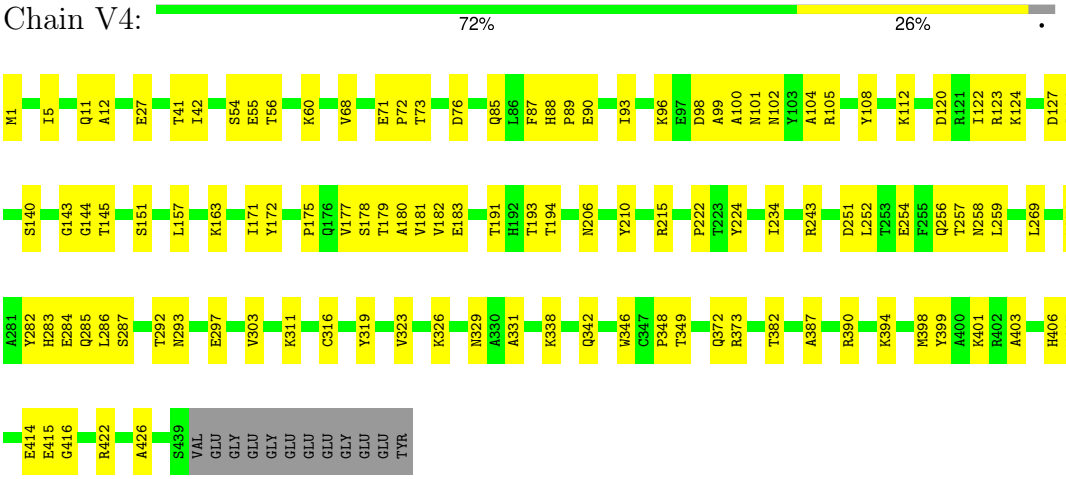

• Molecule 1: Tubulin alpha-1A chain

Chain W0:

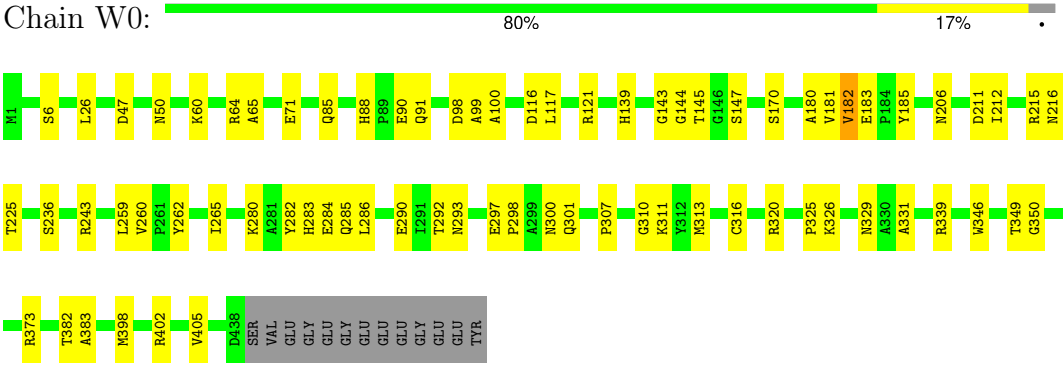

• Molecule 1: Tubulin alpha-1A chain

Chain W2:

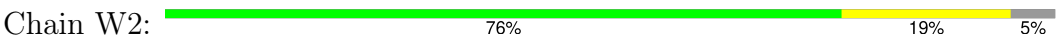

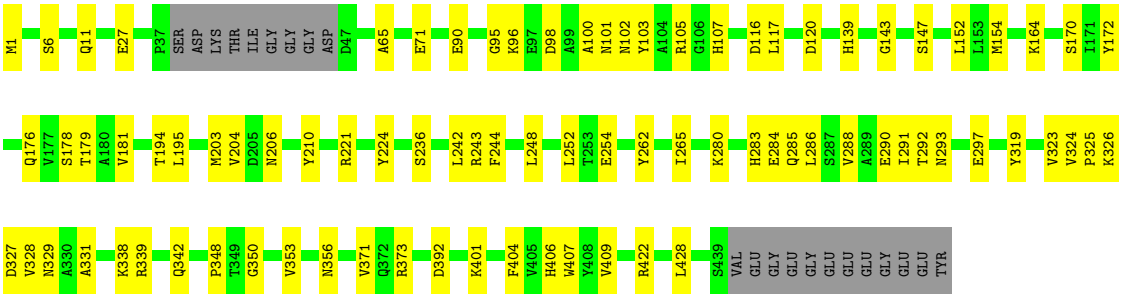

• Molecule 1: Tubulin alpha-1A chain

Chain W4:

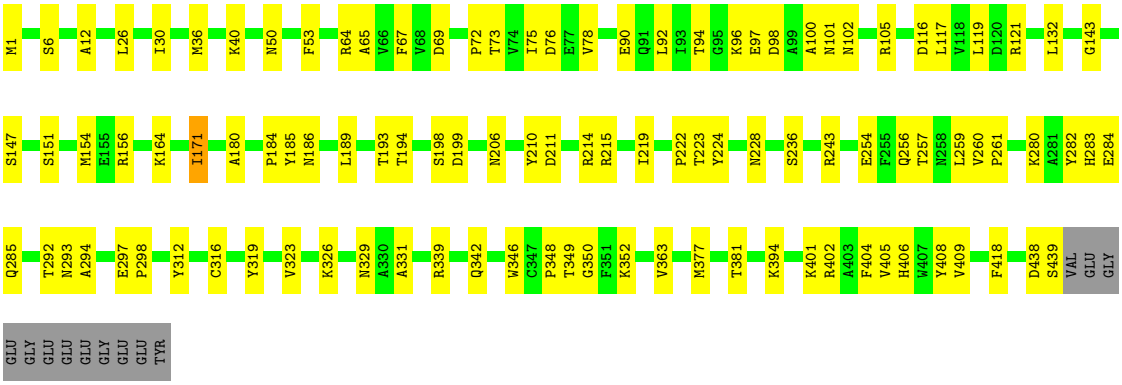

• Molecule 1: Tubulin alpha-1A chain

Chain W6:

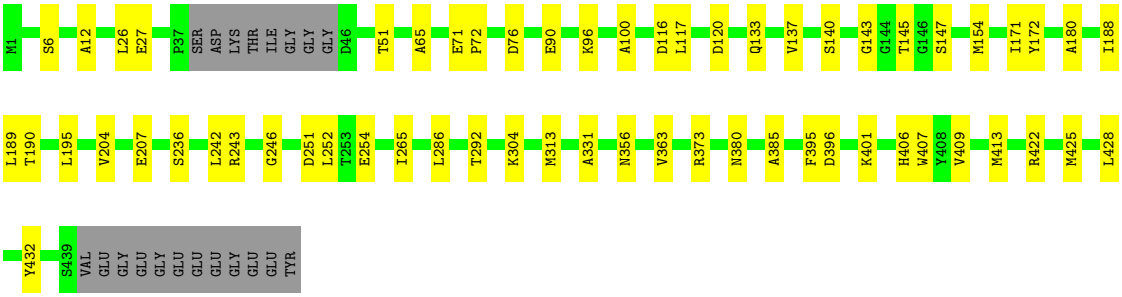

• Molecule 2: Tubulin beta-4B chain

Chain A1:

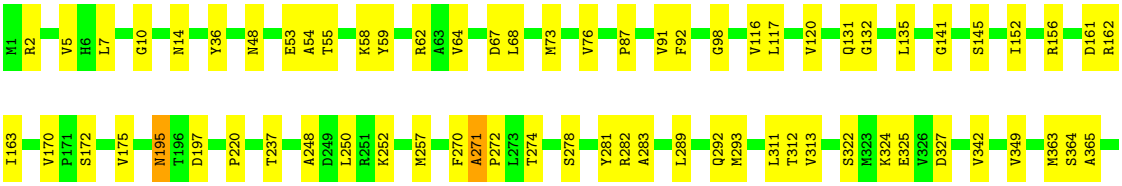

• Molecule 2: Tubulin beta-4B chain

Chain A3:

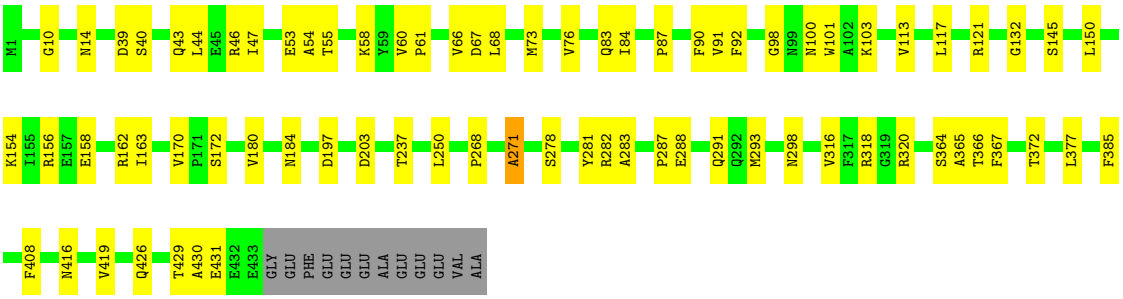

• Molecule 2: Tubulin beta-4B chain

Chain A5:

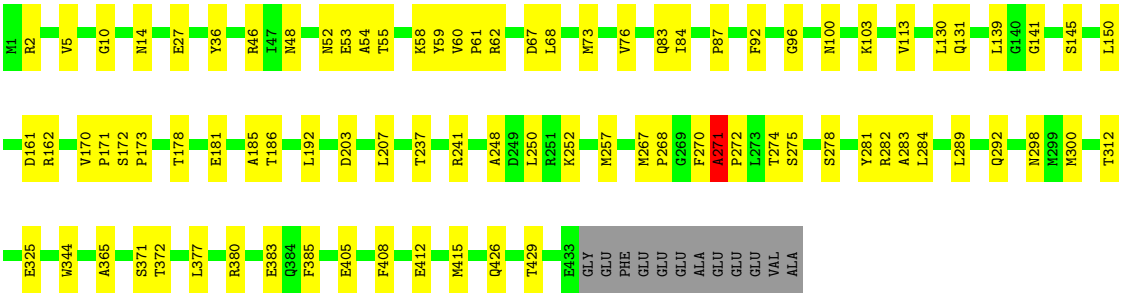

• Molecule 2: Tubulin beta-4B chain

Chain B0:

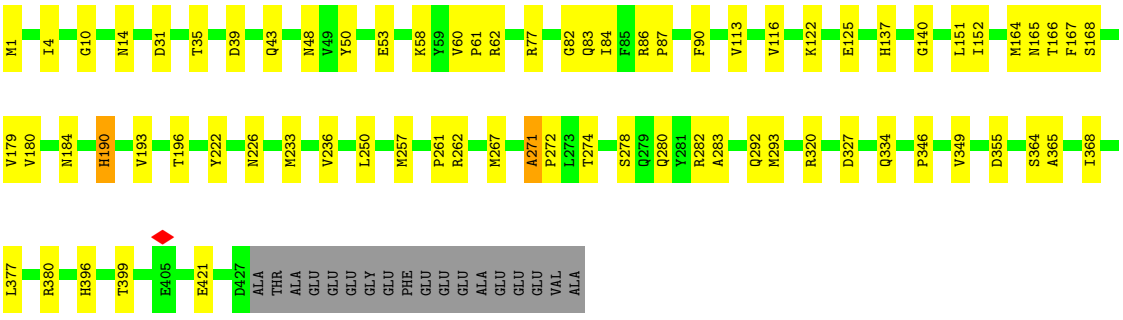

• Molecule 2: Tubulin beta-4B chain

Chain B2:

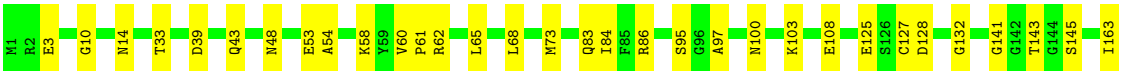

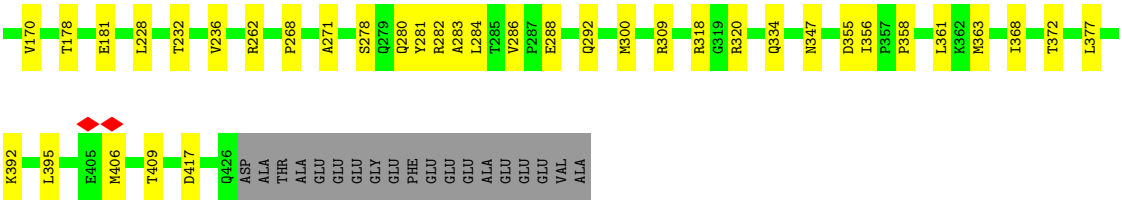

• Molecule 2: Tubulin beta-4B chain

Chain B4:

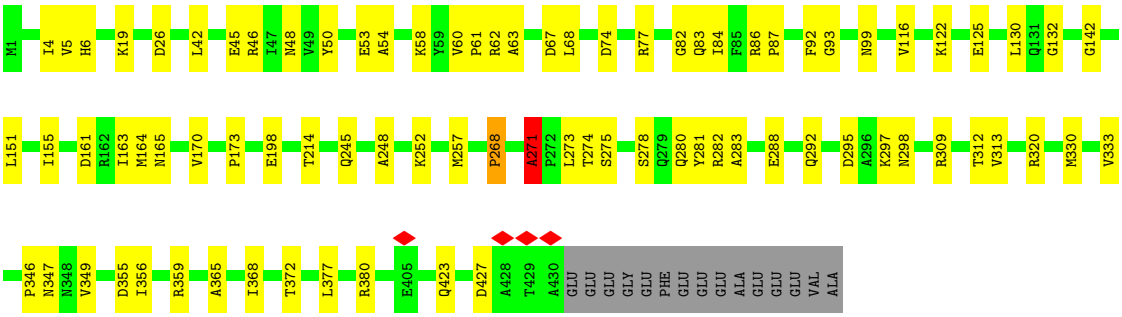

• Molecule 2: Tubulin beta-4B chain

Chain C0:

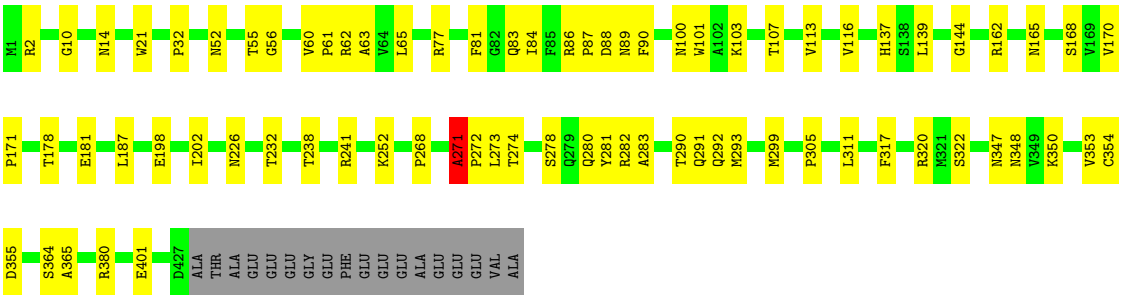

• Molecule 2: Tubulin beta-4B chain

Chain C2:

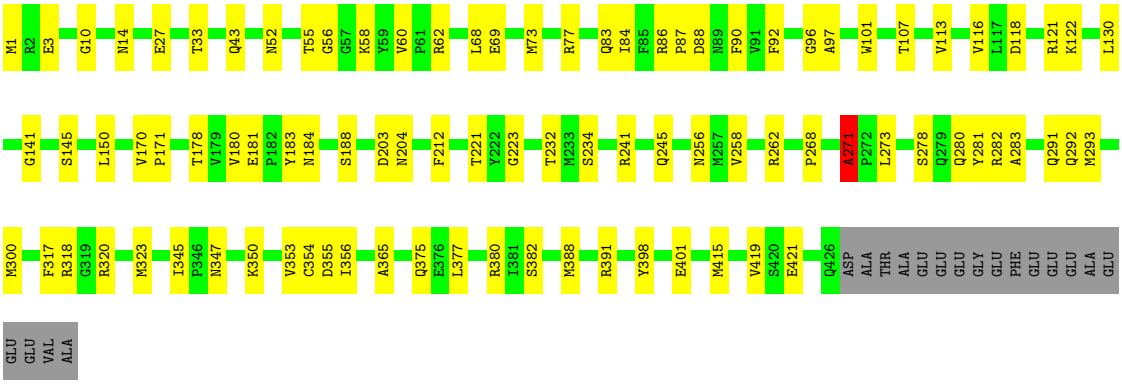

• Molecule 2: Tubulin beta-4B chain

Chain C4:

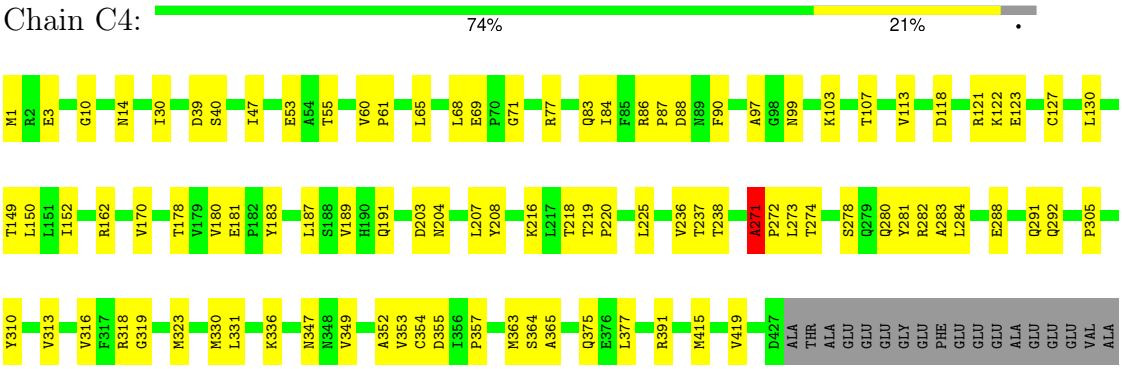

• Molecule 2: Tubulin beta-4B chain

Chain D0:

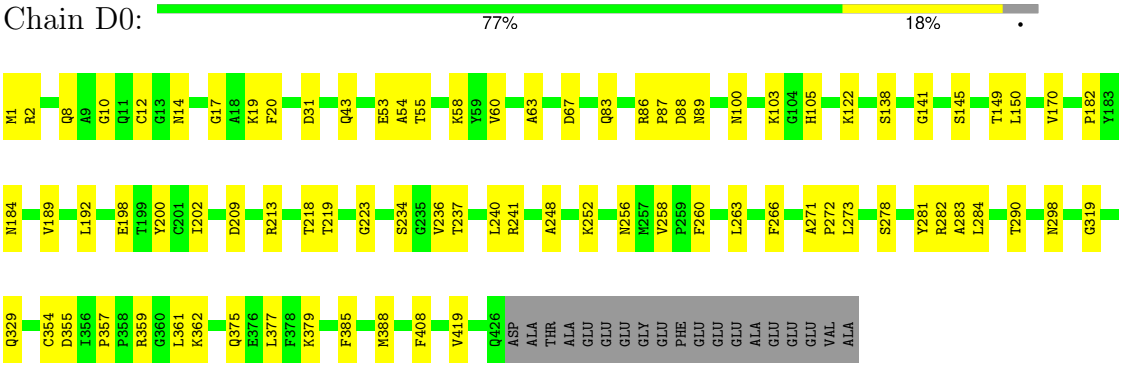

• Molecule 2: Tubulin beta-4B chain

Chain D2:

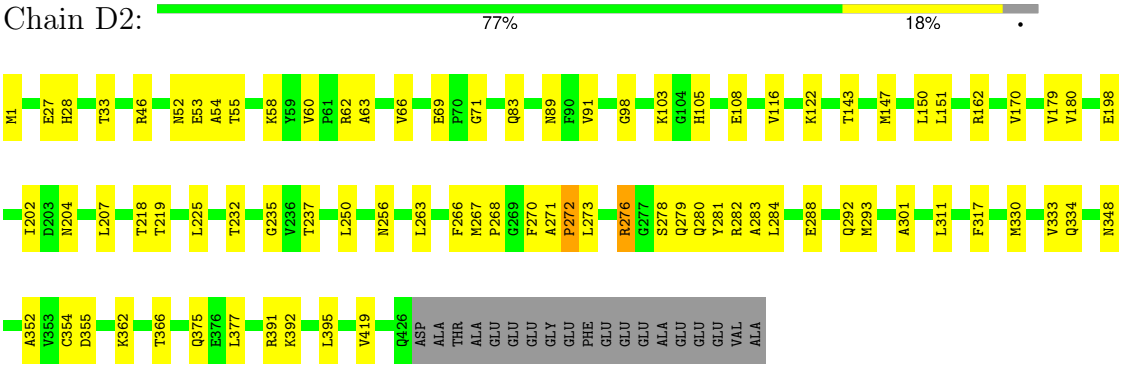

• Molecule 2: Tubulin beta-4B chain

Chain D4:

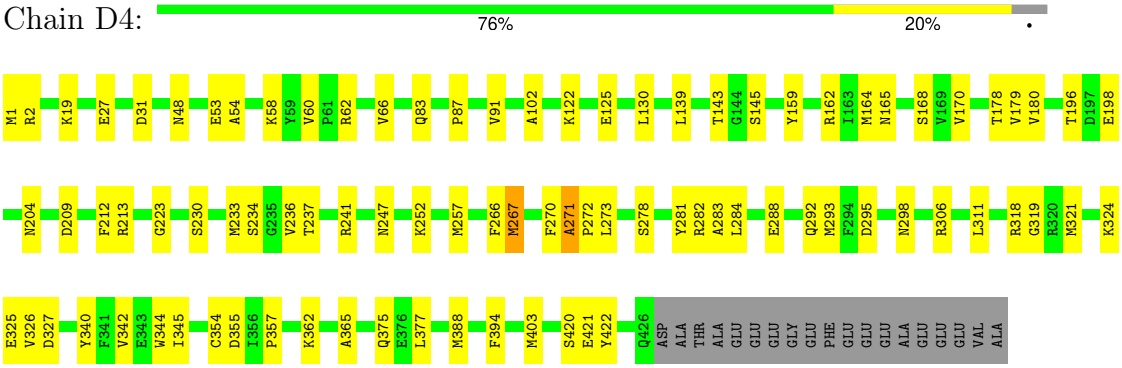

• Molecule 2: Tubulin beta-4B chain

Chain D6:

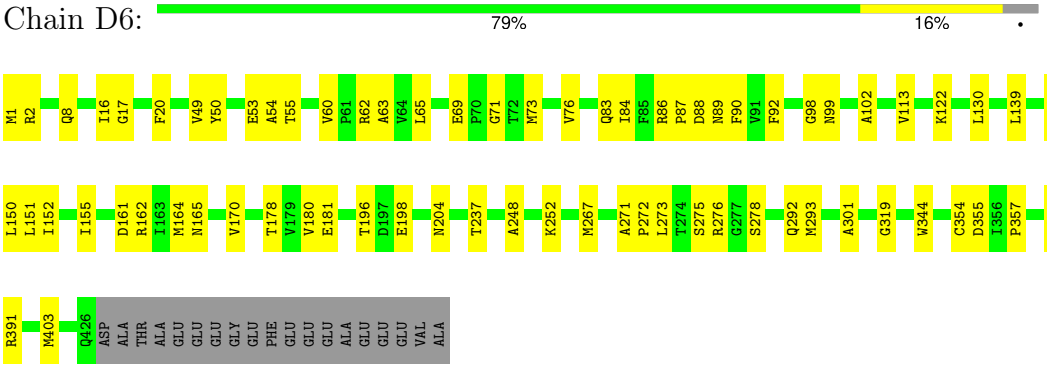

• Molecule 2: Tubulin beta-4B chain

Chain E0:

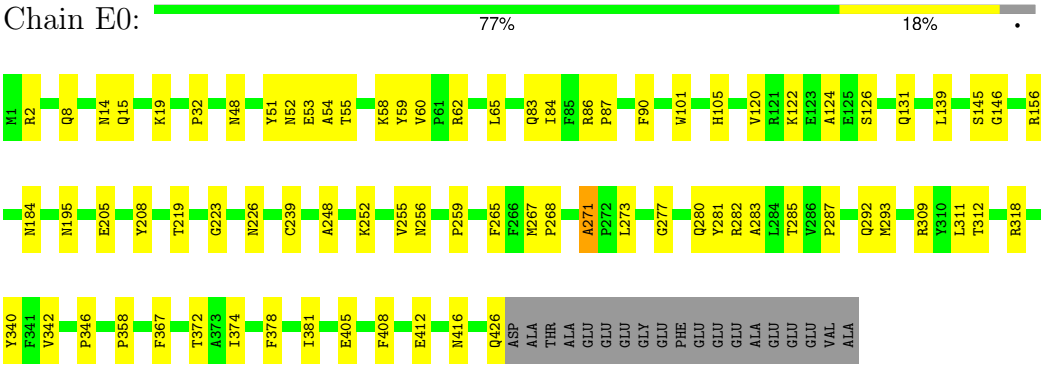

• Molecule 2: Tubulin beta-4B chain

Chain E2:

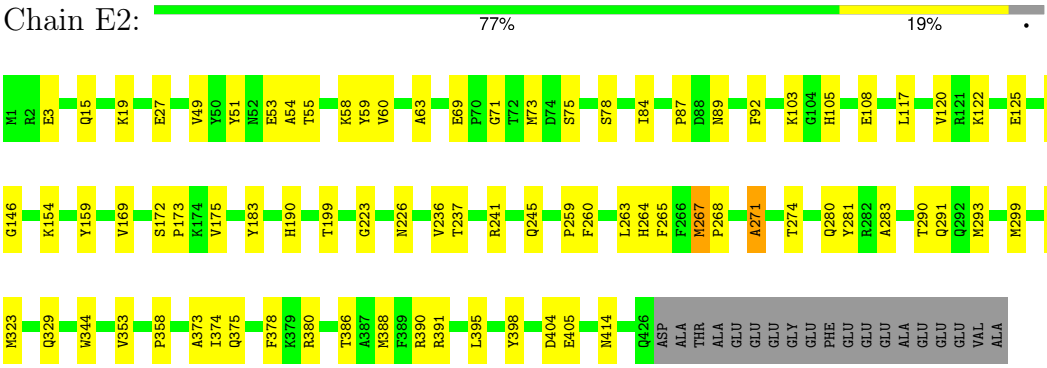

• Molecule 2: Tubulin beta-4B chain

Chain E4:

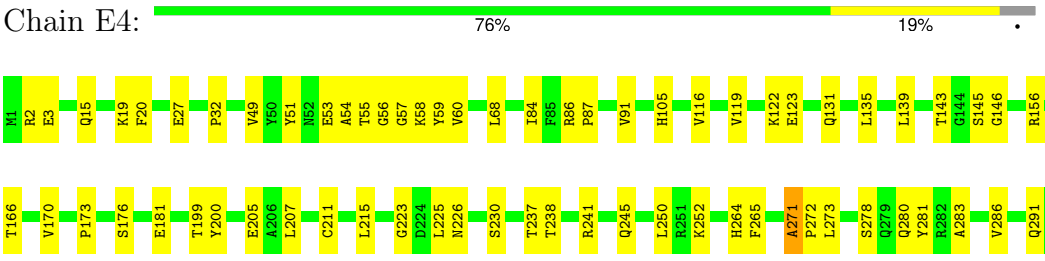

• Molecule 2: Tubulin beta-4B chain

Chain E6:

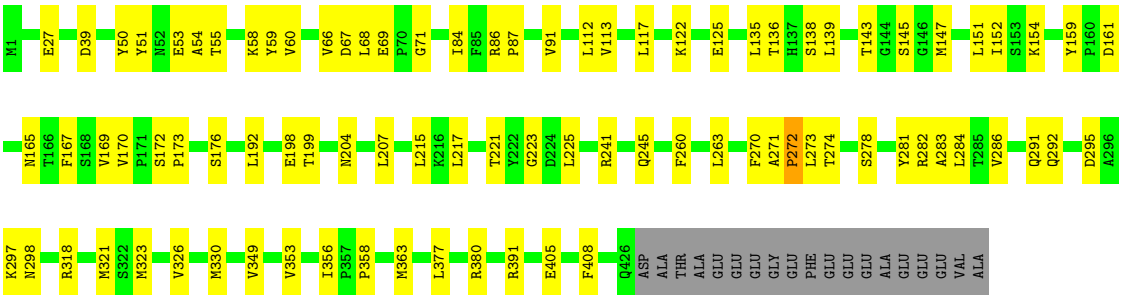

• Molecule 2: Tubulin beta-4B chain

Chain F0:

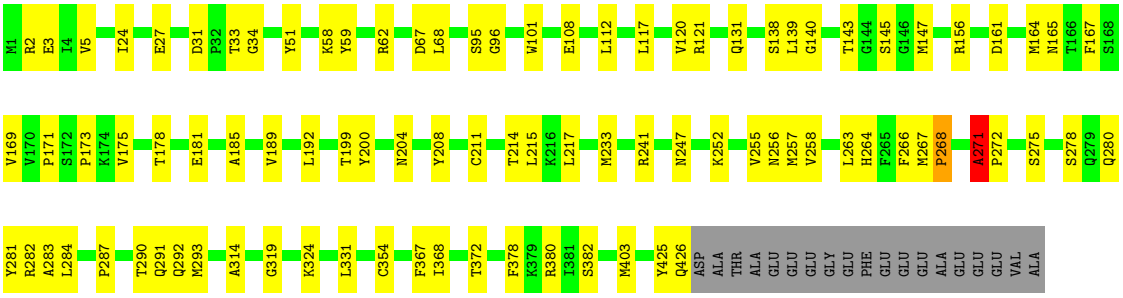

• Molecule 2: Tubulin beta-4B chain

Chain F2:

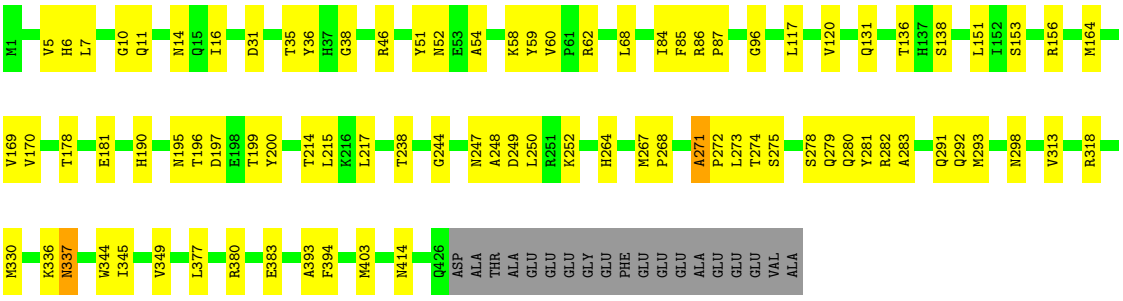

• Molecule 2: Tubulin beta-4B chain

Chain F4:

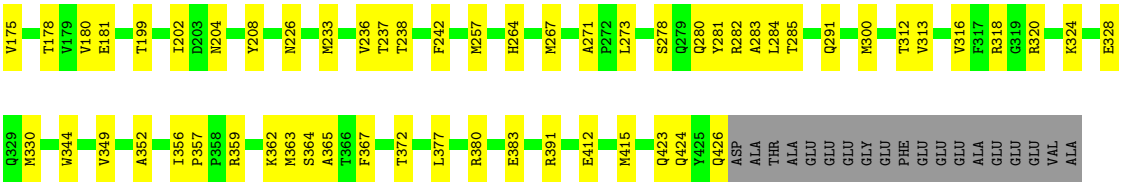

• Molecule 2: Tubulin beta-4B chain

Chain F6:

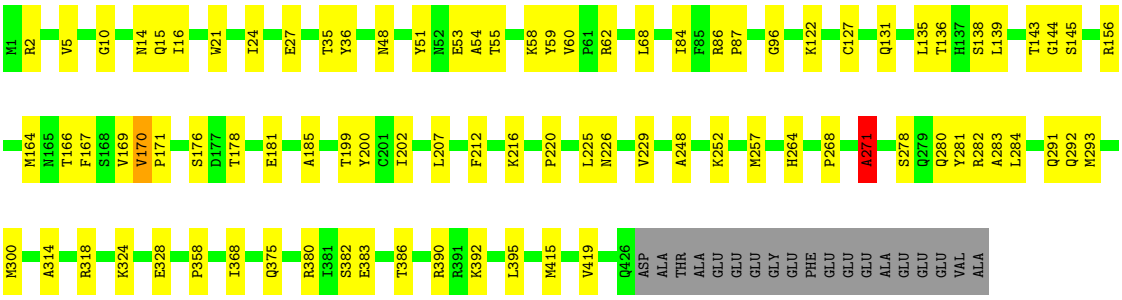

• Molecule 2: Tubulin beta-4B chain

Chain G1:

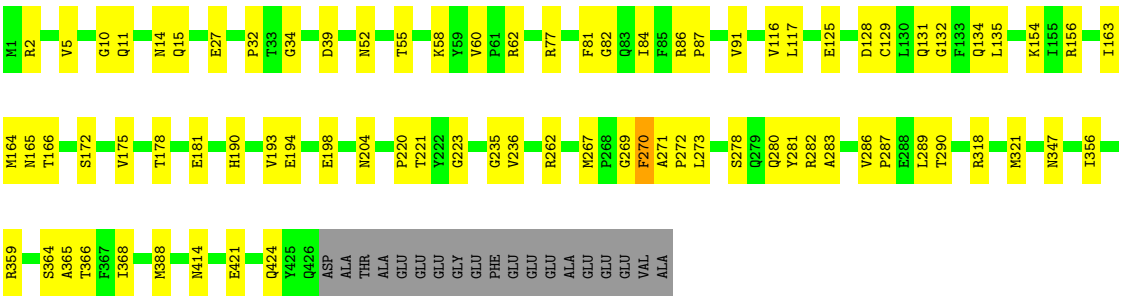

• Molecule 2: Tubulin beta-4B chain

Chain G3:

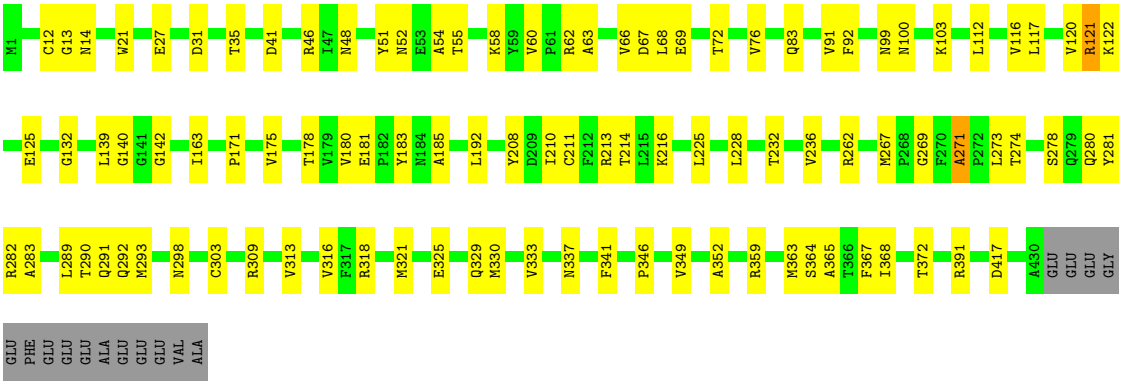

• Molecule 2: Tubulin beta-4B chain

Chain G5:

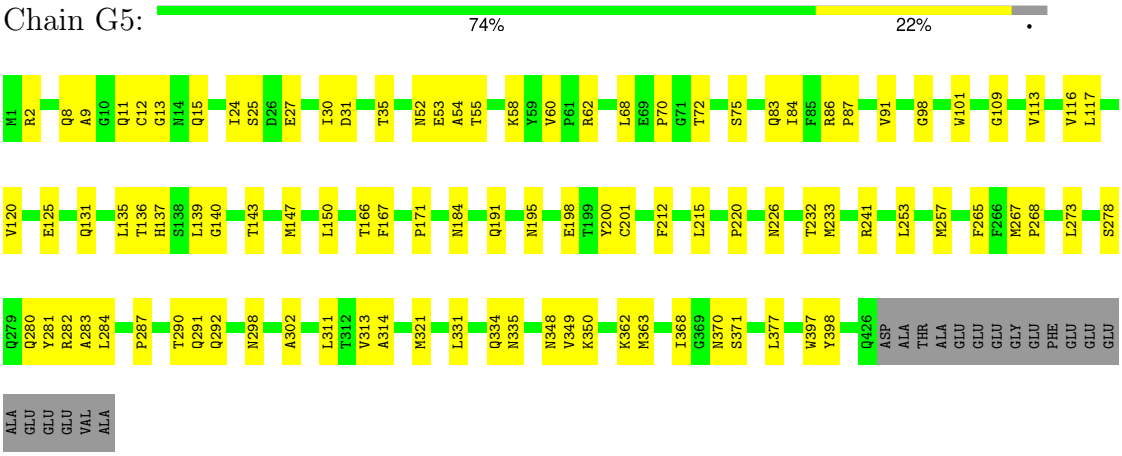

• Molecule 2: Tubulin beta-4B chain

Chain H1:

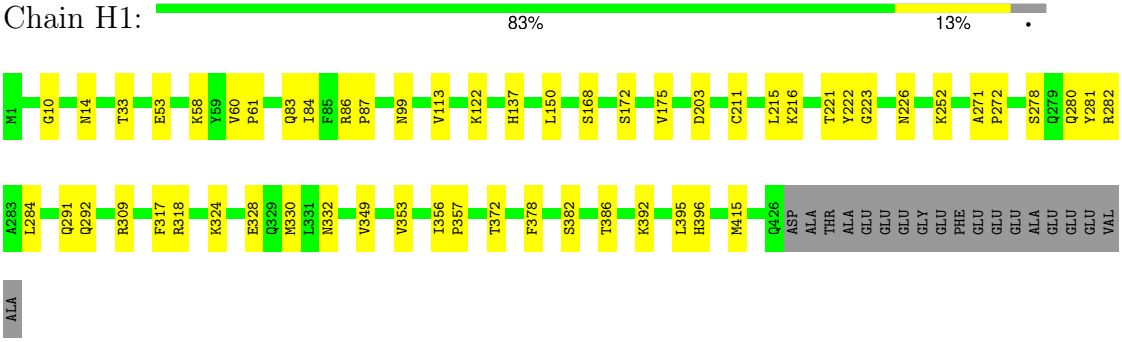

• Molecule 2: Tubulin beta-4B chain

Chain H3:

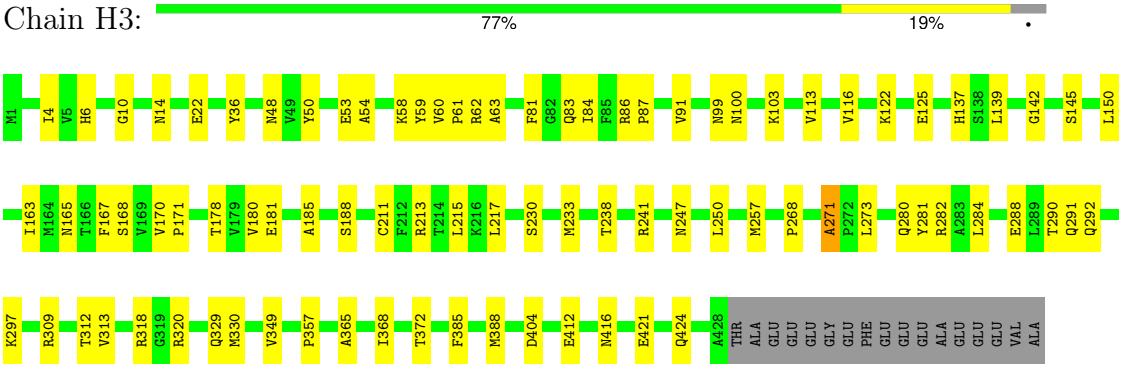

• Molecule 2: Tubulin beta-4B chain

Chain H5:

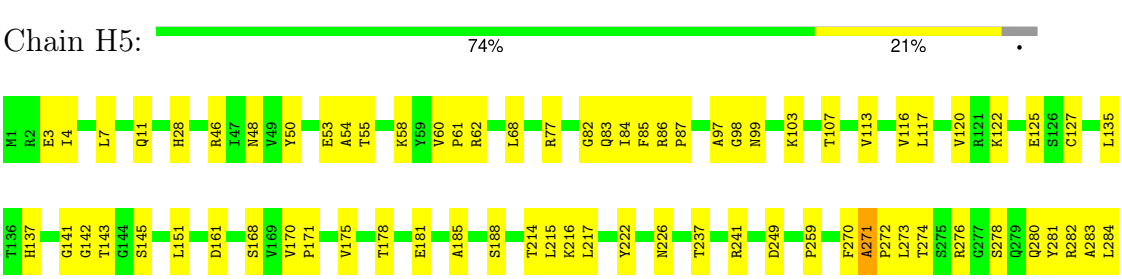

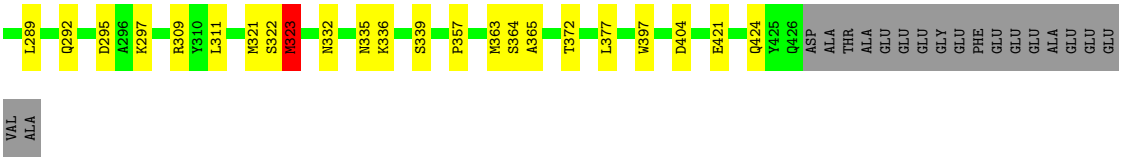

• Molecule 2: Tubulin beta-4B chain

Chain I1:

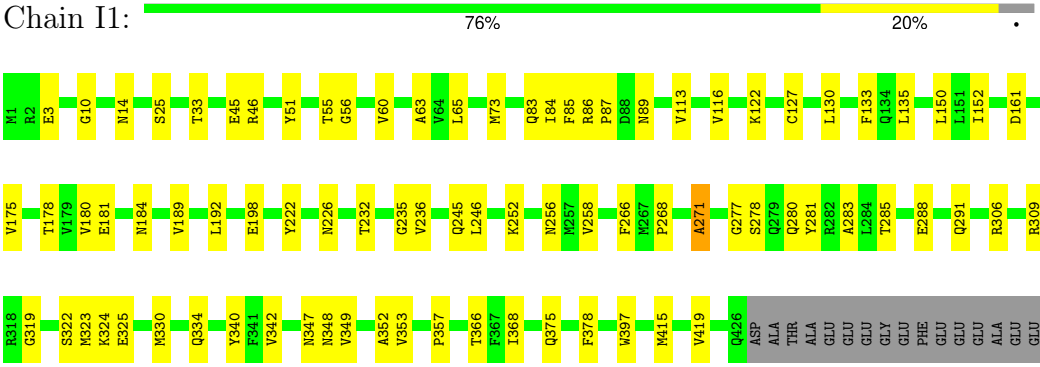

• Molecule 2: Tubulin beta-4B chain

Chain I3:

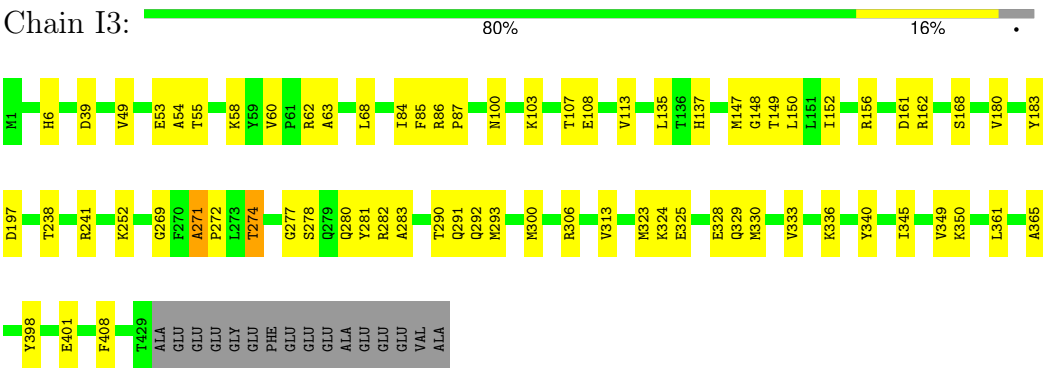

• Molecule 2: Tubulin beta-4B chain

Chain I5:

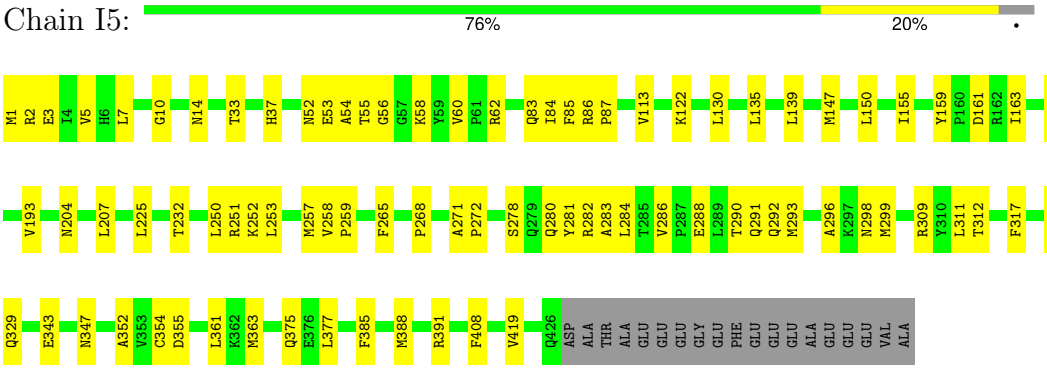

• Molecule 2: Tubulin beta-4B chain

Chain J0:

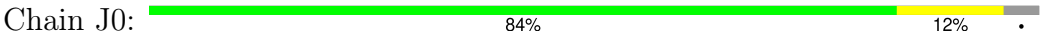

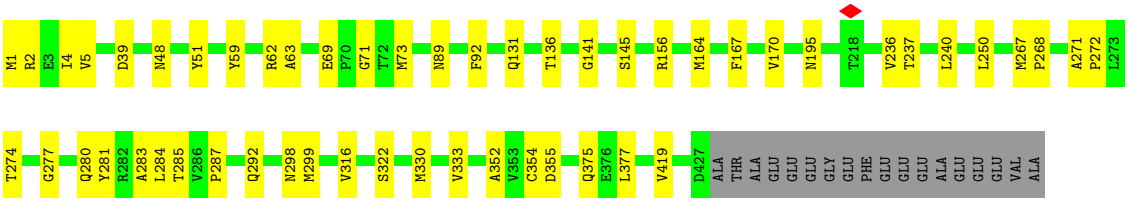

• Molecule 2: Tubulin beta-4B chain

Chain J2:

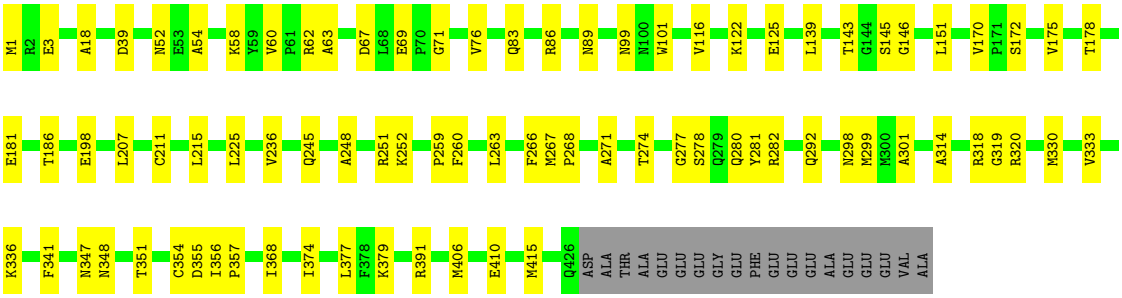

• Molecule 2: Tubulin beta-4B chain

Chain J4:

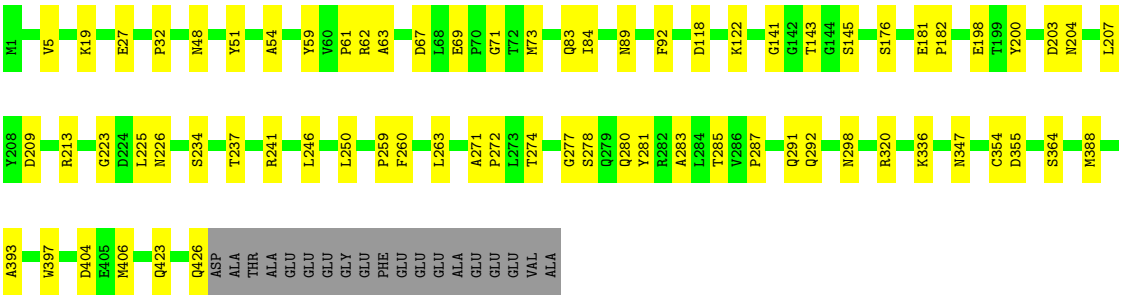

• Molecule 2: Tubulin beta-4B chain

Chain J6:

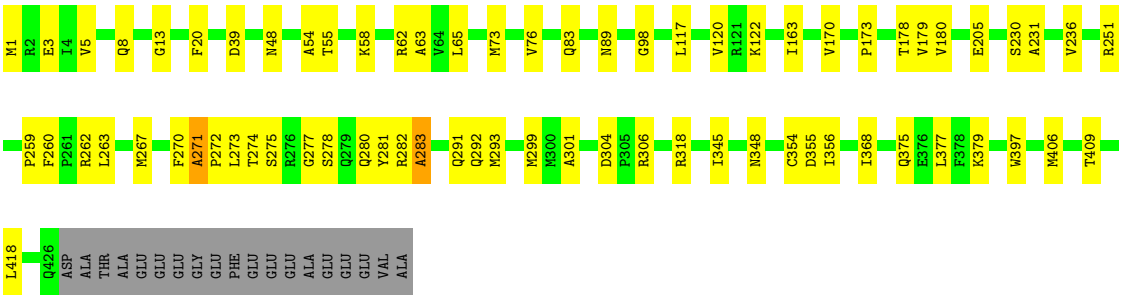

• Molecule 2: Tubulin beta-4B chain

Chain K1:

• Molecule 2: Tubulin beta-4B chain

Chain K3:

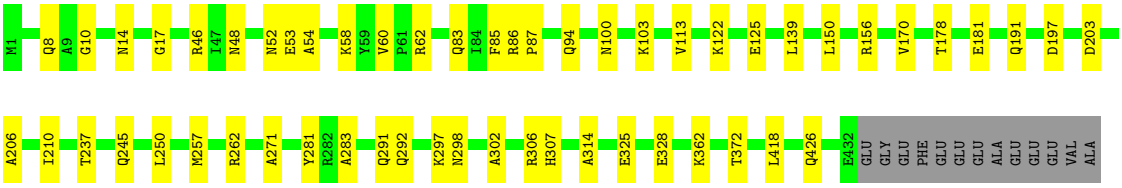

• Molecule 2: Tubulin beta-4B chain

Chain K5:

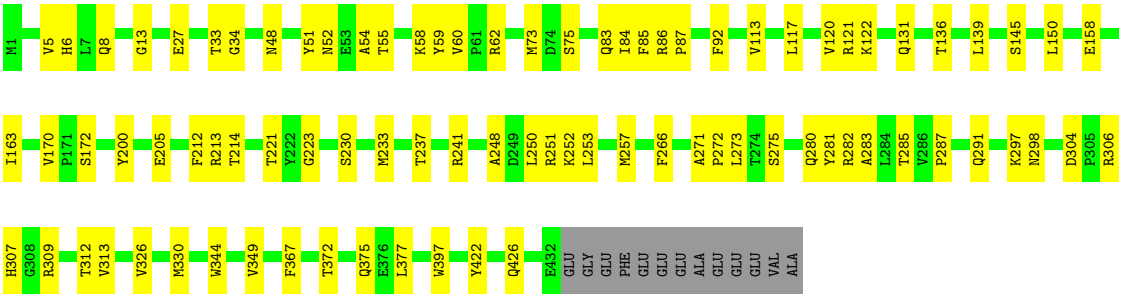

• Molecule 2: Tubulin beta-4B chain

Chain L1:

• Molecule 2: Tubulin beta-4B chain

Chain L3:

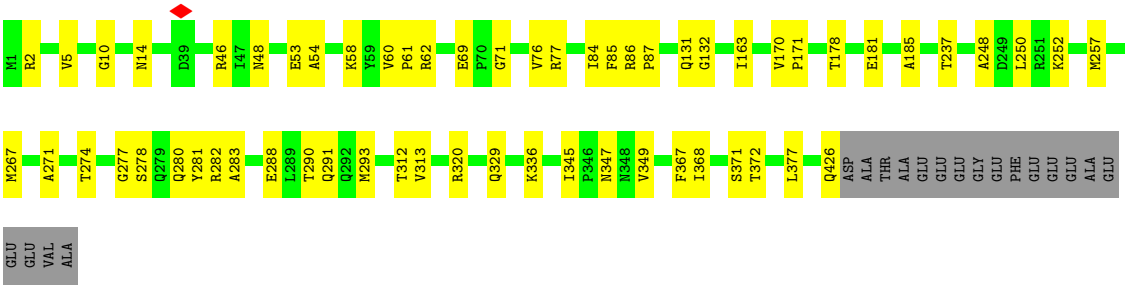

• Molecule 2: Tubulin beta-4B chain

Chain L5:

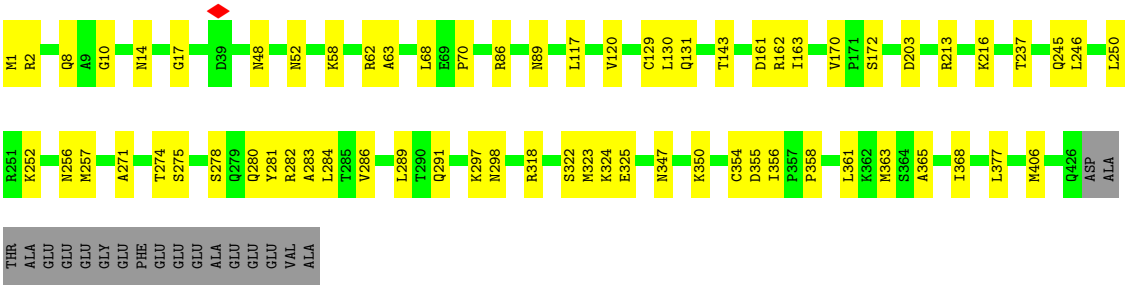

• Molecule 2: Tubulin beta-4B chain

Chain M1:

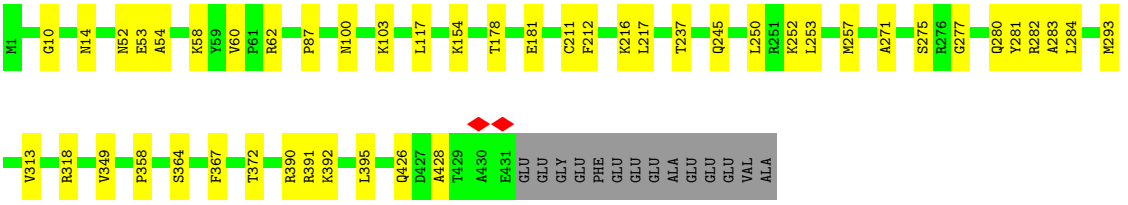

• Molecule 2: Tubulin beta-4B chain

Chain M3:

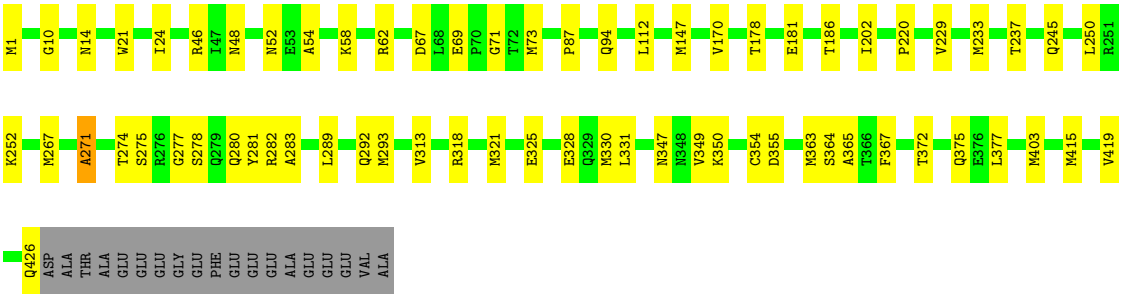

• Molecule 2: Tubulin beta-4B chain

Chain M5:

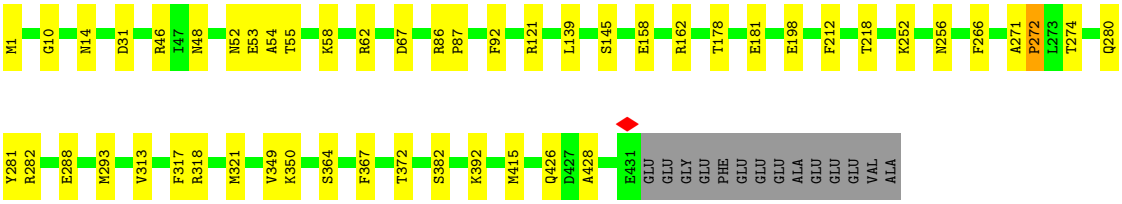

• Molecule 2: Tubulin beta-4B chain

Chain N1:

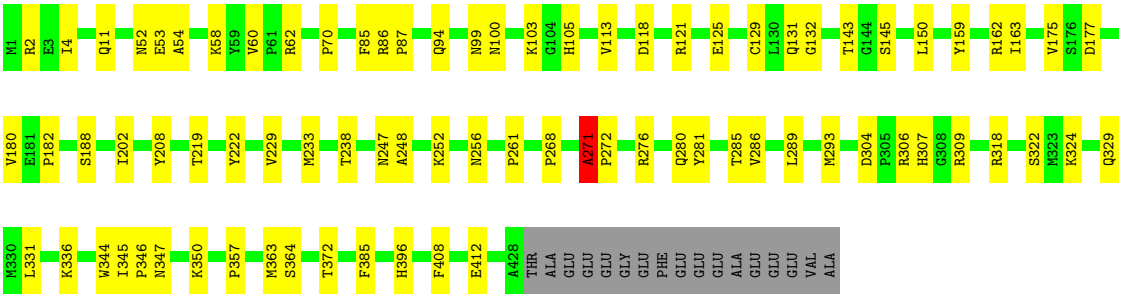

• Molecule 2: Tubulin beta-4B chain

Chain N3:



• Molecule 2: Tubulin beta-4B chain

Chain N5:

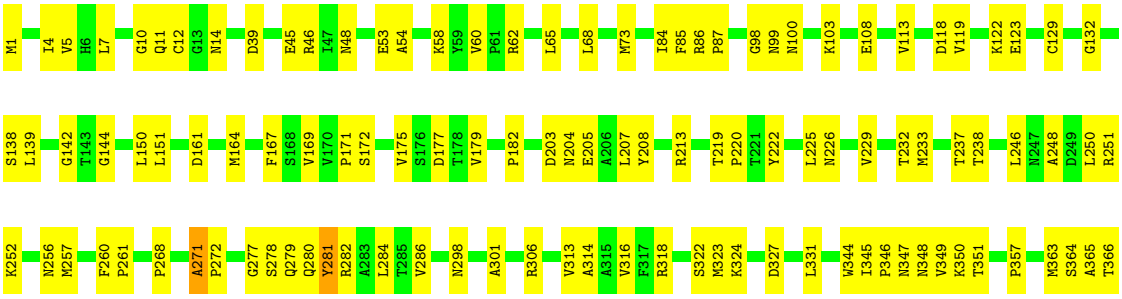

• Molecule 2: Tubulin beta-4B chain

Chain O1:

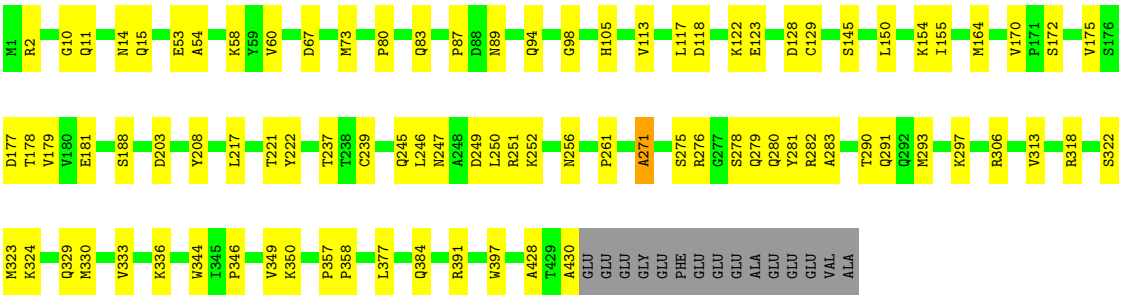

• Molecule 2: Tubulin beta-4B chain

Chain O3:

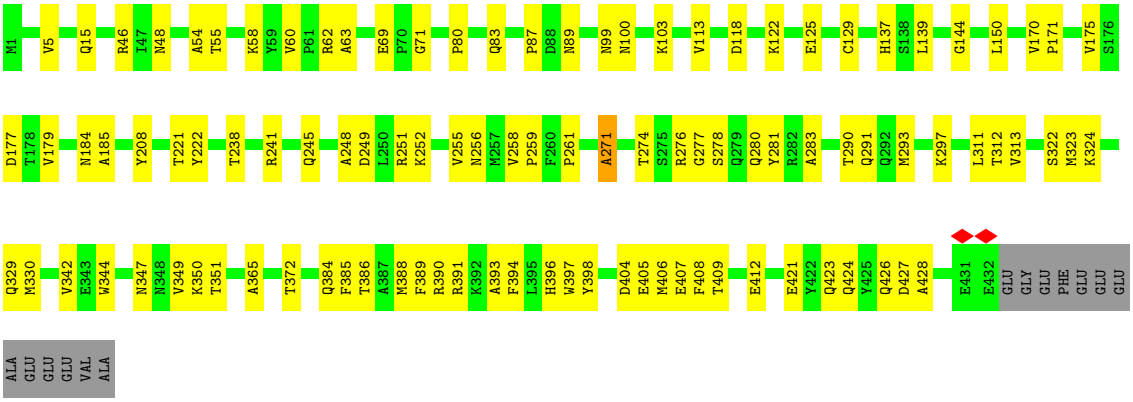

• Molecule 2: Tubulin beta-4B chain

Chain O5:

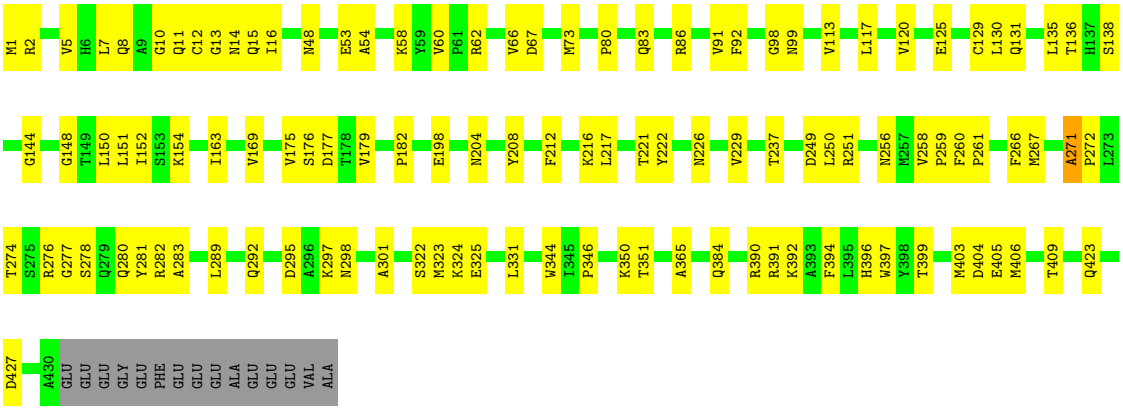

• Molecule 2: Tubulin beta-4B chain

Chain P1:

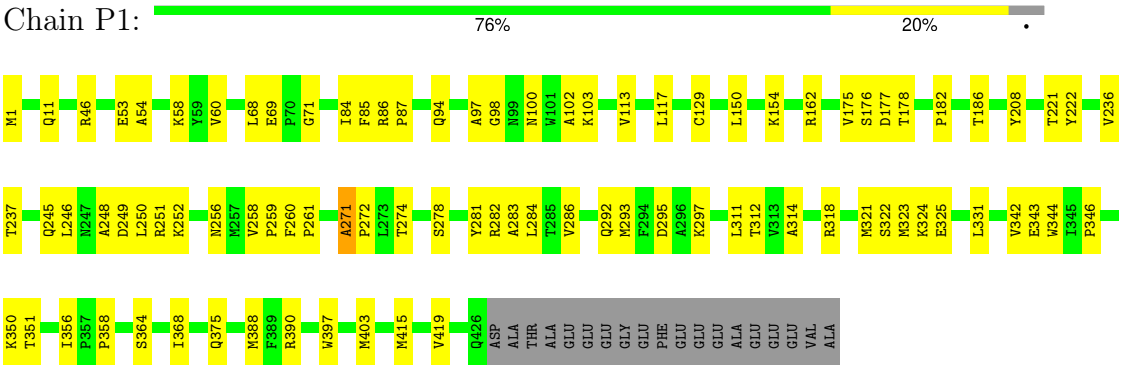

• Molecule 2: Tubulin beta-4B chain

Chain P3:

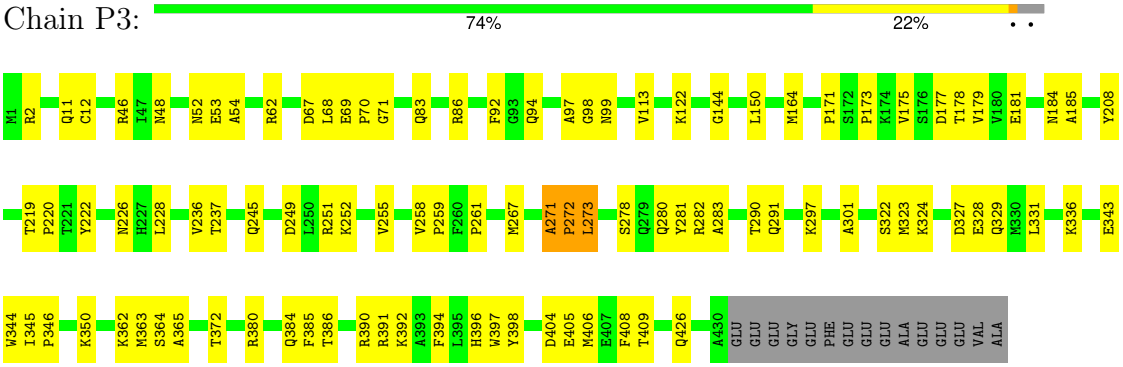

• Molecule 2: Tubulin beta-4B chain

Chain P5:

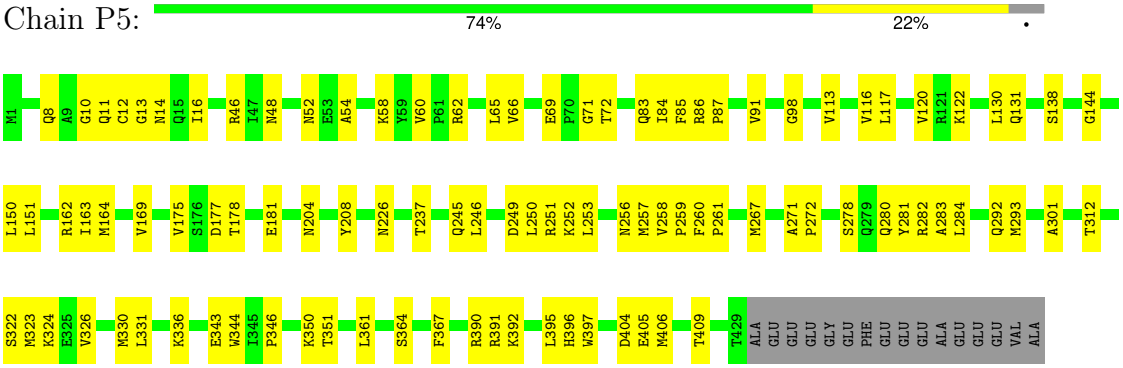

• Molecule 2: Tubulin beta-4B chain

Chain Q0:

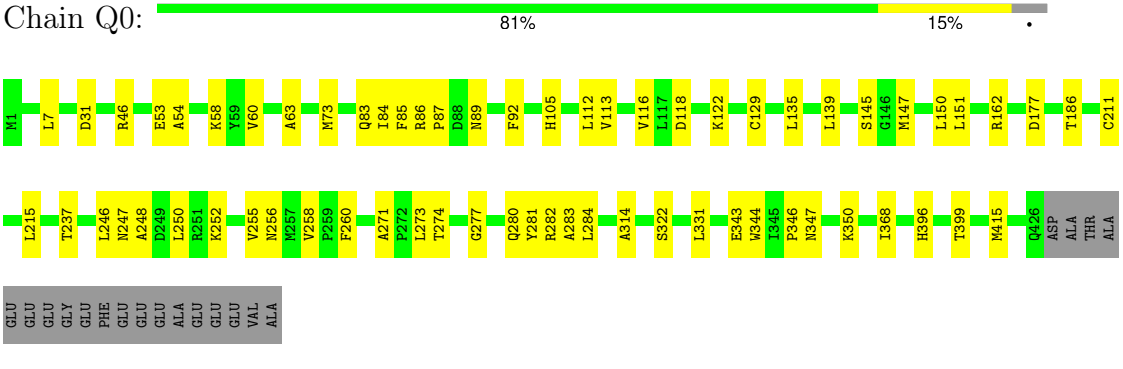

• Molecule 2: Tubulin beta-4B chain

Chain Q2:

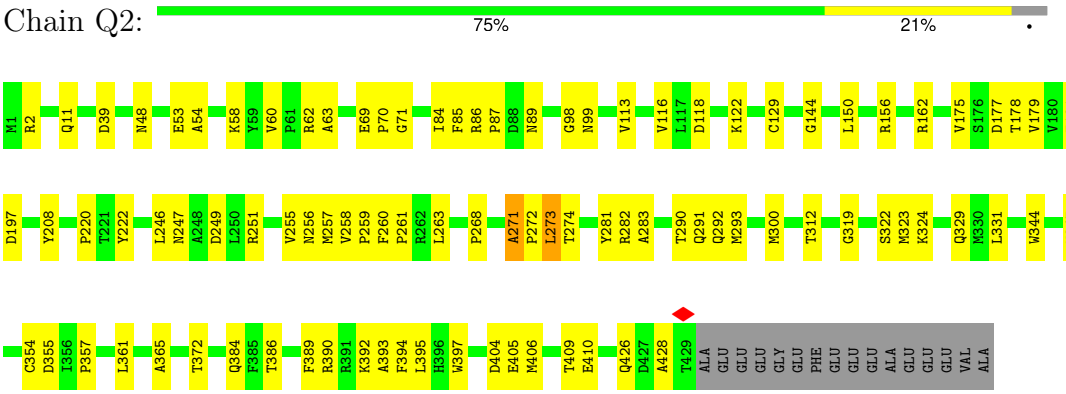

• Molecule 2: Tubulin beta-4B chain

Chain Q4:

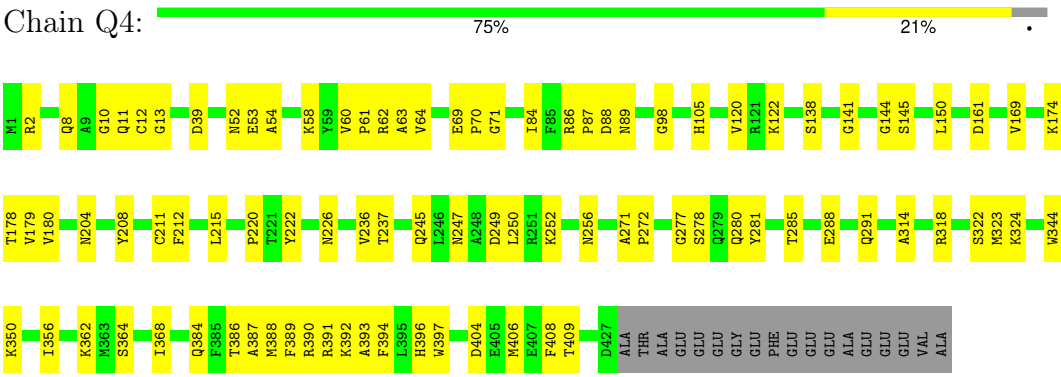

• Molecule 2: Tubulin beta-4B chain

Chain R0:

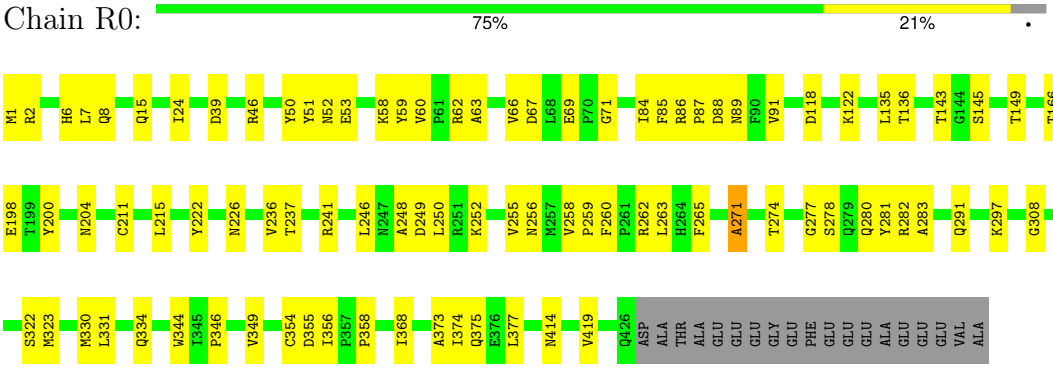

• Molecule 2: Tubulin beta-4B chain

Chain R2:

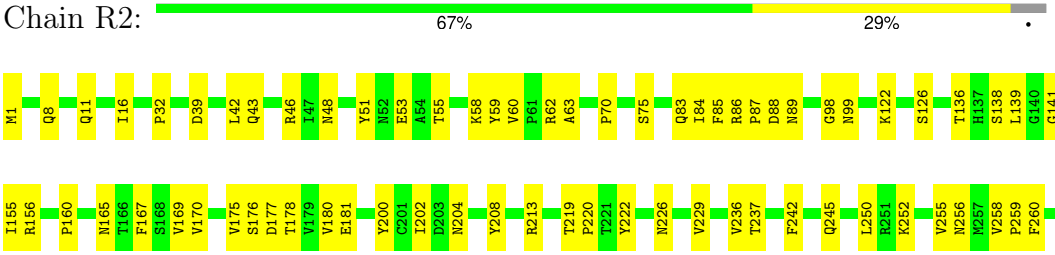

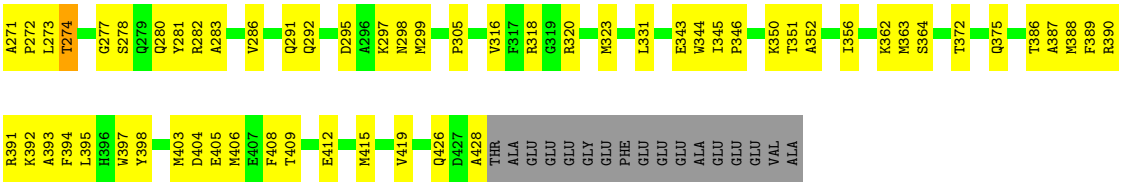

- Molecule 2: Tubulin beta-4B chain

Chain R4:

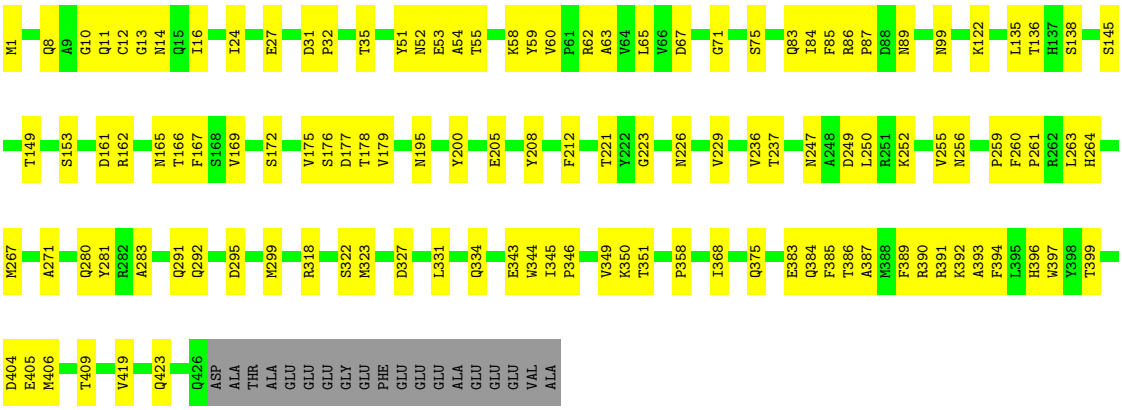

- Molecule 2: Tubulin beta-4B chain

Chain R6:

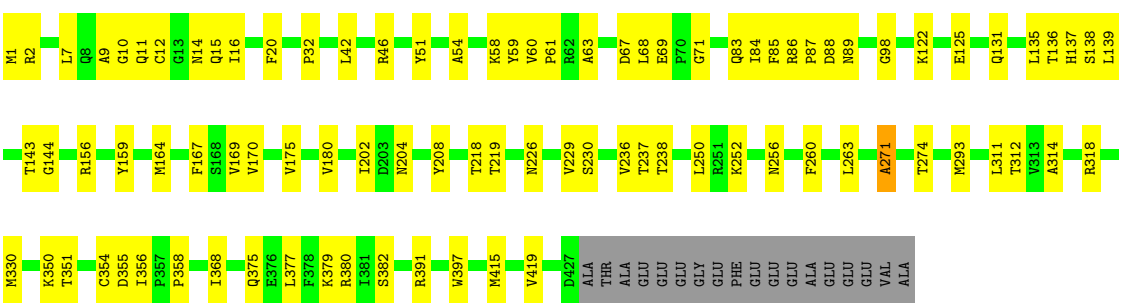

- Molecule 2: Tubulin beta-4B chain

Chain S0:

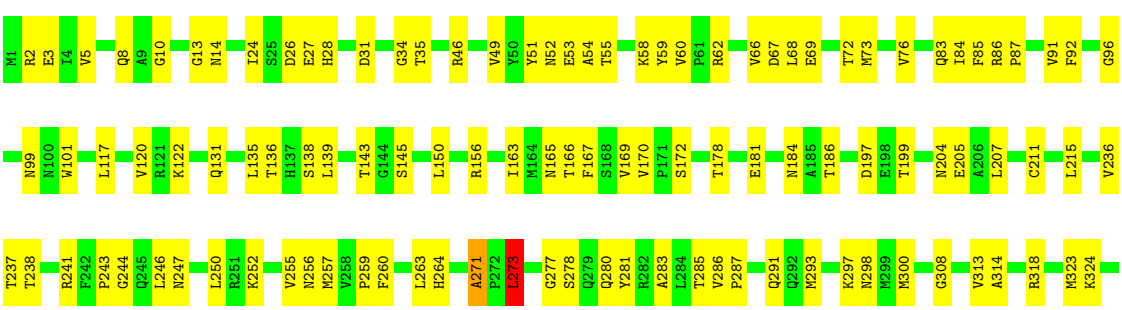

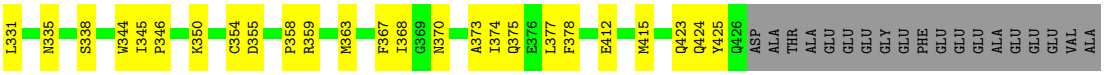

• Molecule 2: Tubulin beta-4B chain

Chain S2:

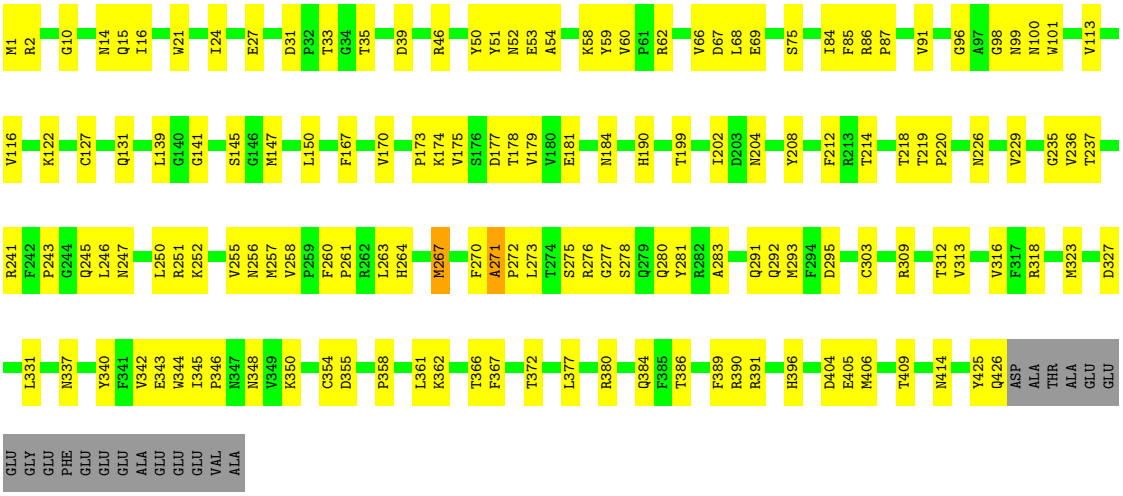

• Molecule 2: Tubulin beta-4B chain

Chain S4:

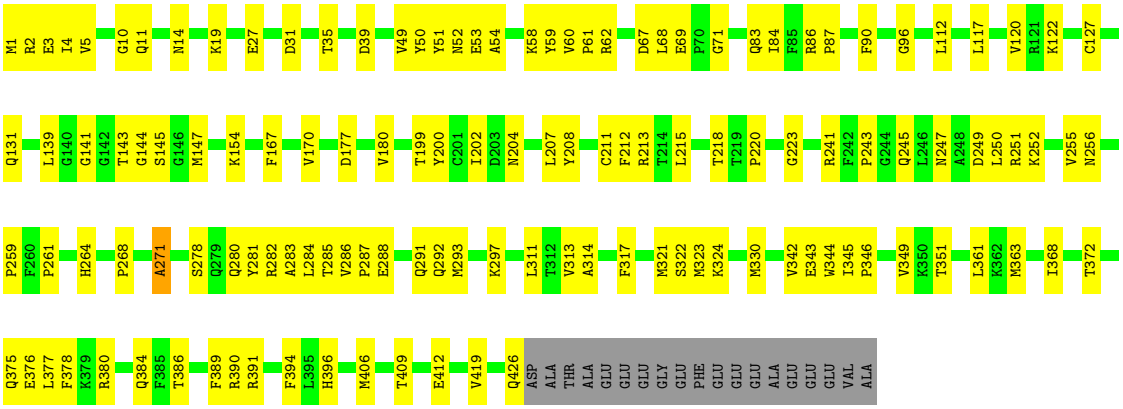

• Molecule 2: Tubulin beta-4B chain

Chain S6:

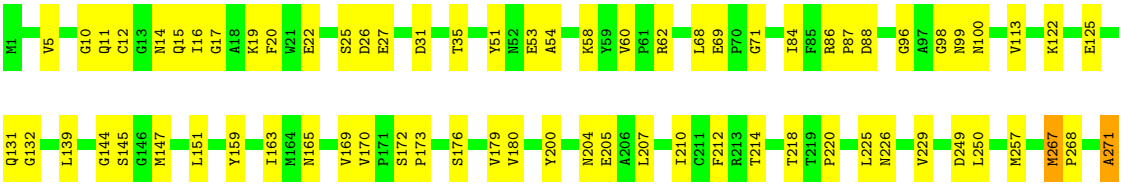

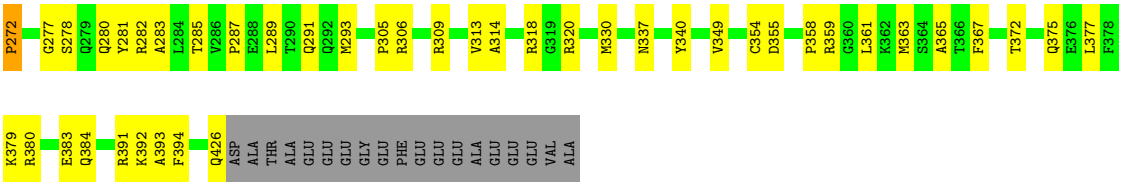

• Molecule 2: Tubulin beta-4B chain

Chain T0:

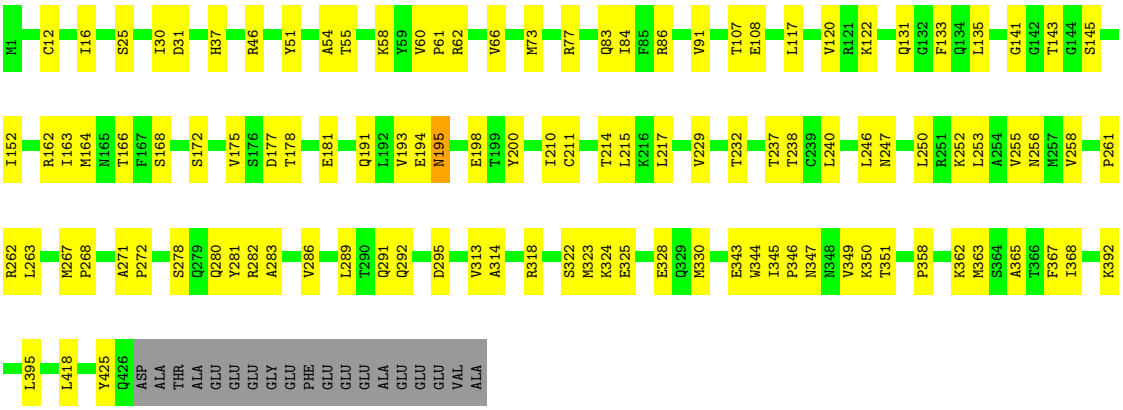

• Molecule 2: Tubulin beta-4B chain

Chain T2:

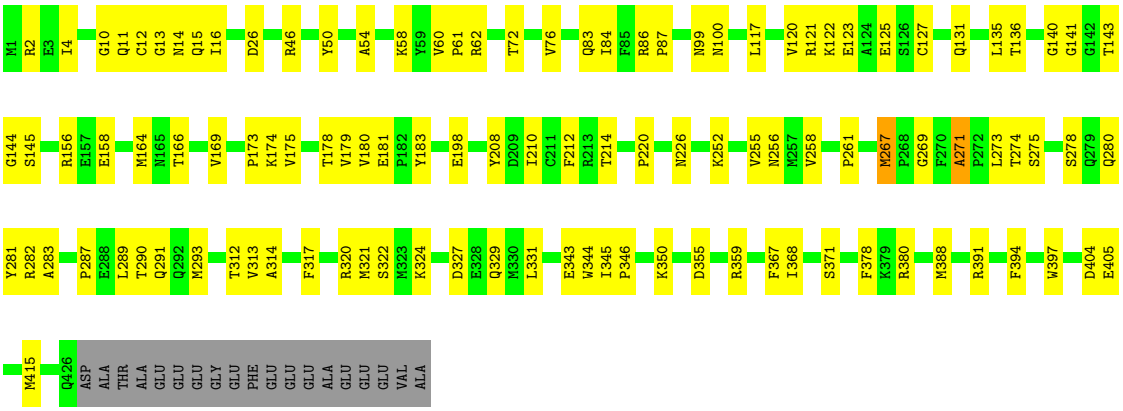

• Molecule 2: Tubulin beta-4B chain

Chain T4:

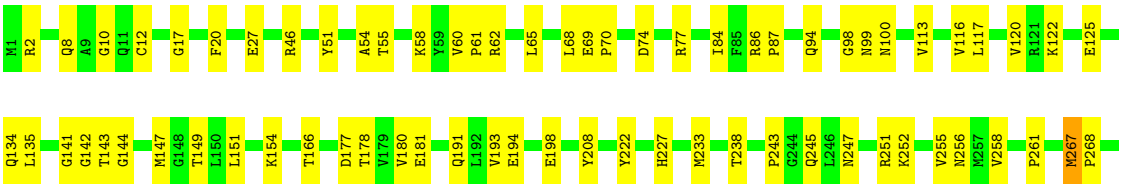

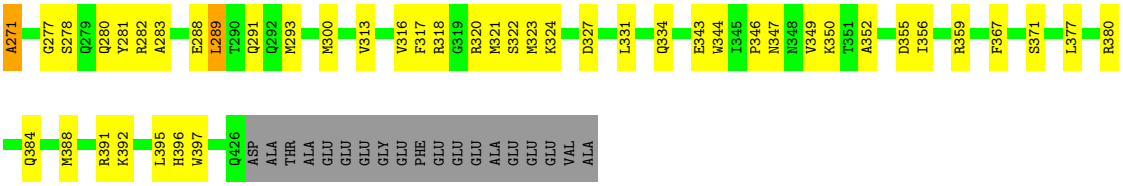

• Molecule 2: Tubulin beta-4B chain

Chain T6:

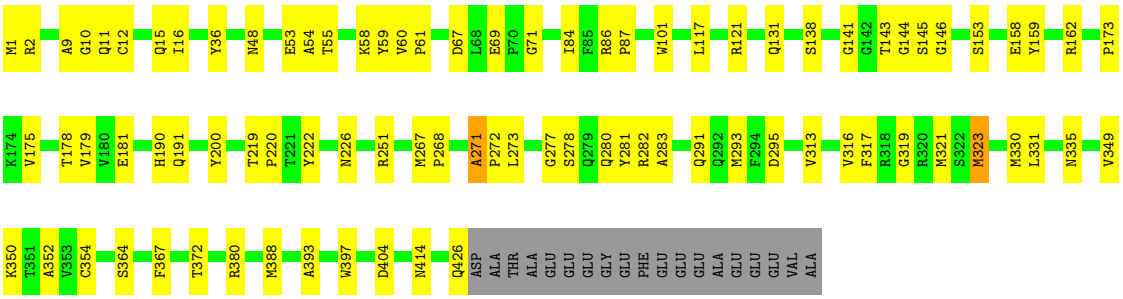

• Molecule 2: Tubulin beta-4B chain

Chain U0:

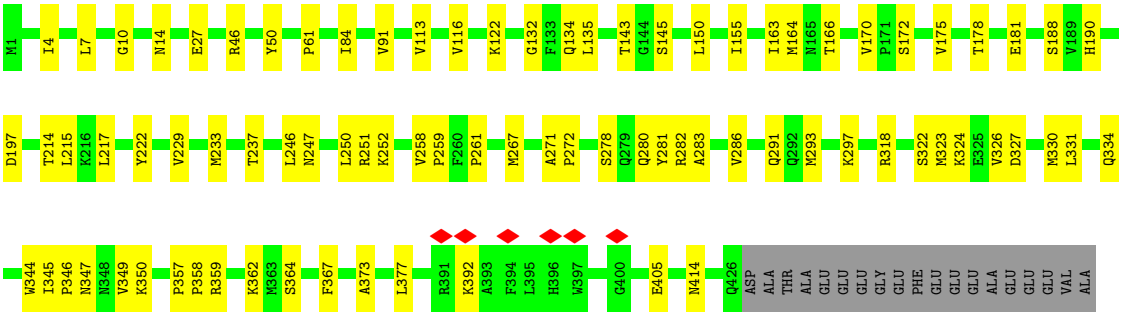

• Molecule 2: Tubulin beta-4B chain

Chain U2:

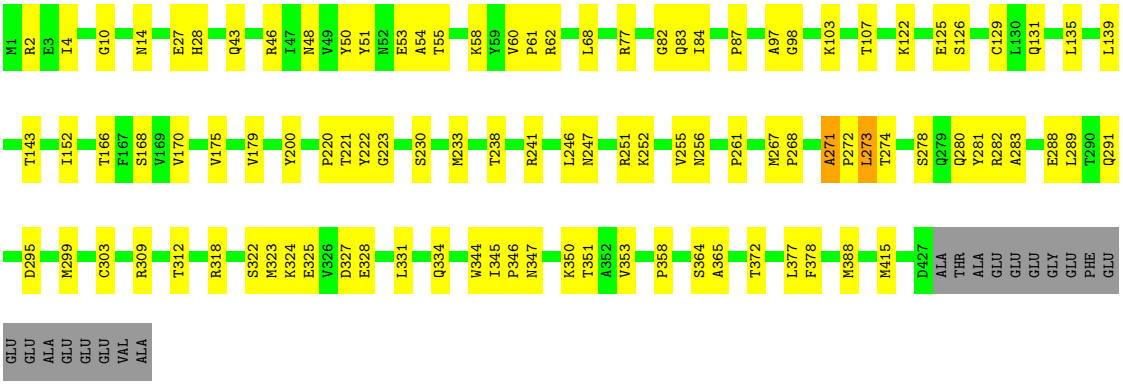

• Molecule 2: Tubulin beta-4B chain

Chain U4:

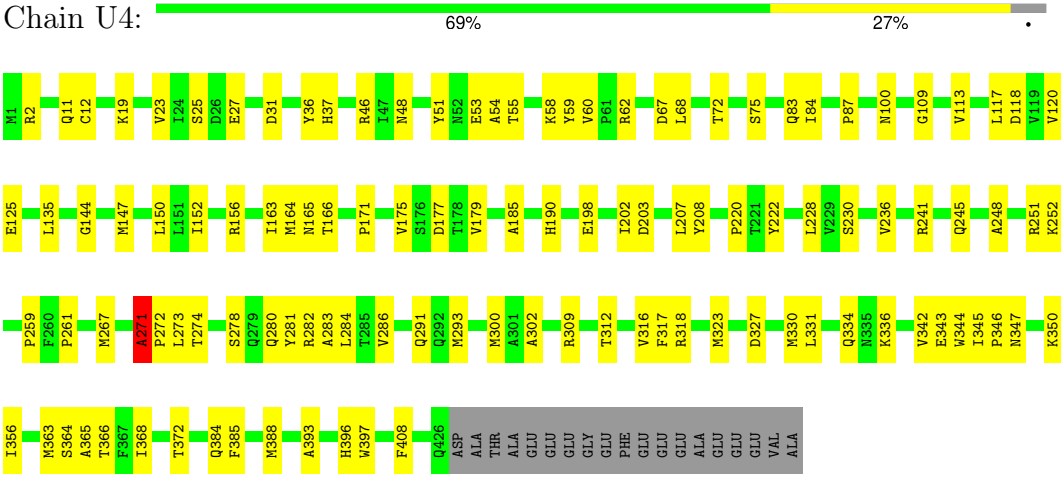

• Molecule 2: Tubulin beta-4B chain

Chain U6:

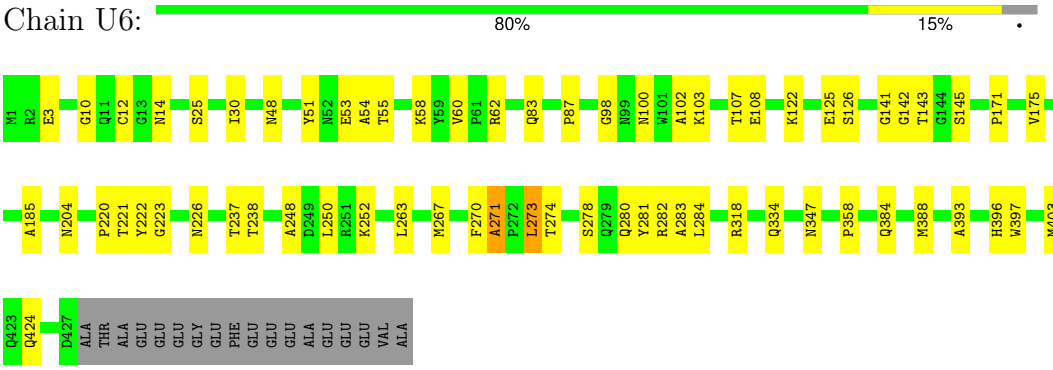

• Molecule 2: Tubulin beta-4B chain

Chain V1:

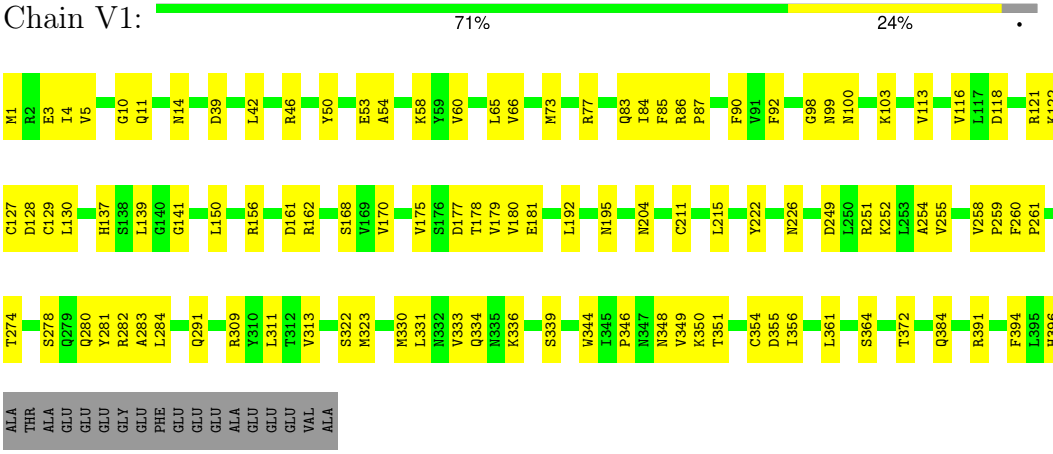

• Molecule 2: Tubulin beta-4B chain

Chain V3:

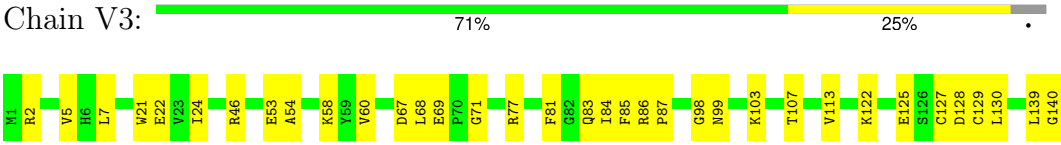

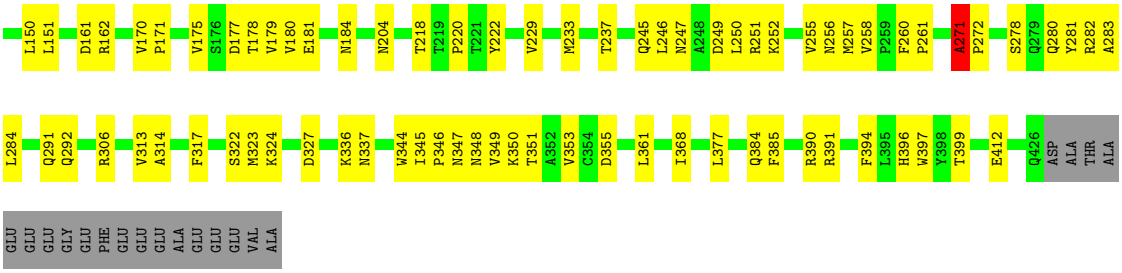

• Molecule 2: Tubulin beta-4B chain

Chain V5:

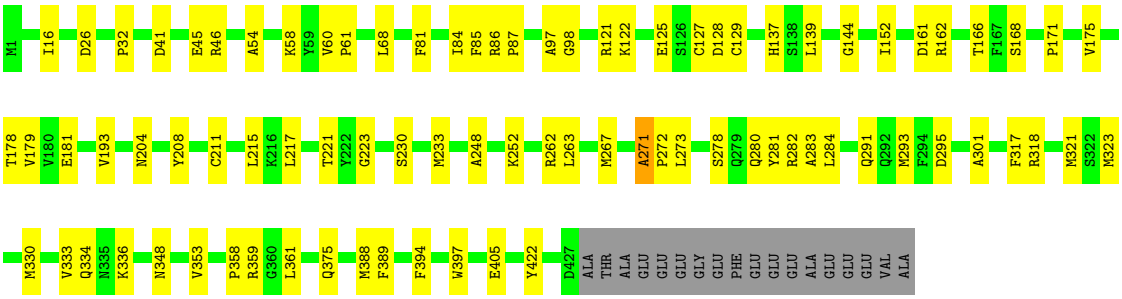

• Molecule 2: Tubulin beta-4B chain

Chain W1:

• Molecule 2: Tubulin beta-4B chain

Chain W3:

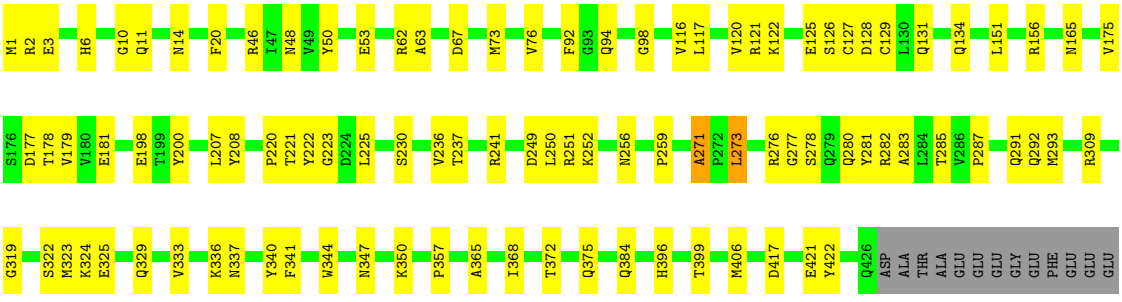

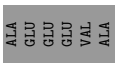

• Molecule 2: Tubulin beta-4B chain

Chain W5:

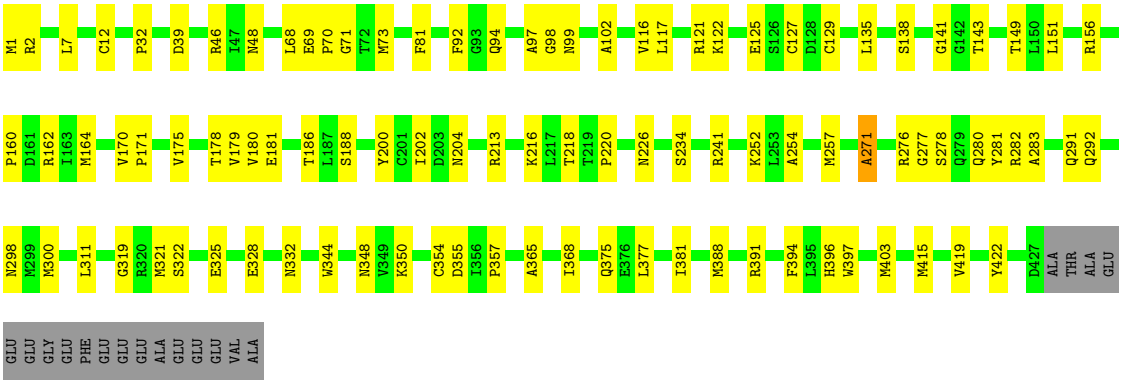

• Molecule 3: Cilia- and flagella-associated protein 20

Chain X0:

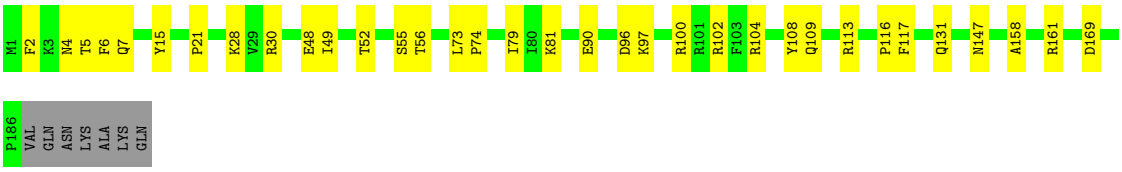

• Molecule 3: Cilia- and flagella-associated protein 20

Chain X1:

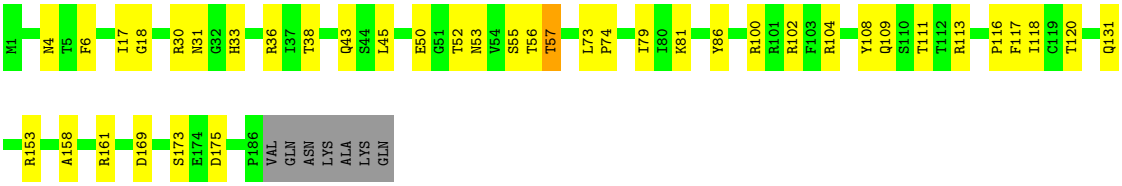

• Molecule 3: Cilia- and flagella-associated protein 20

Chain X2:

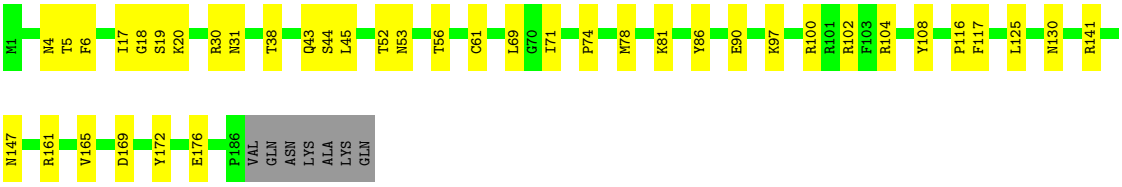

• Molecule 3: Cilia- and flagella-associated protein 20

Chain X3:

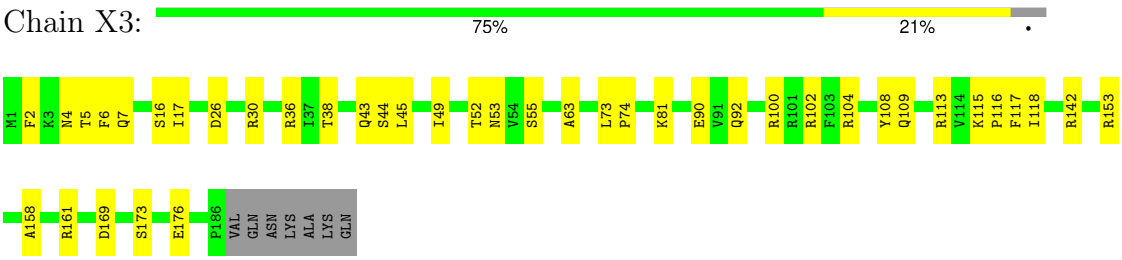

• Molecule 4: Centrosomal protein of 41 kDa

Chain Y0:

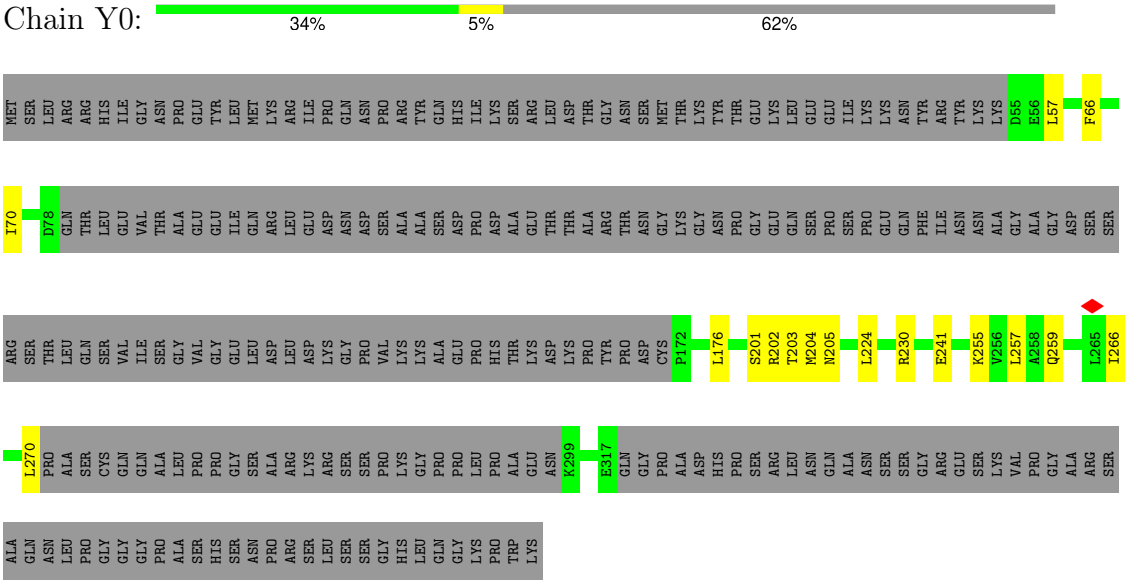

• Molecule 4: Centrosomal protein of 41 kDa

Chain Y1:

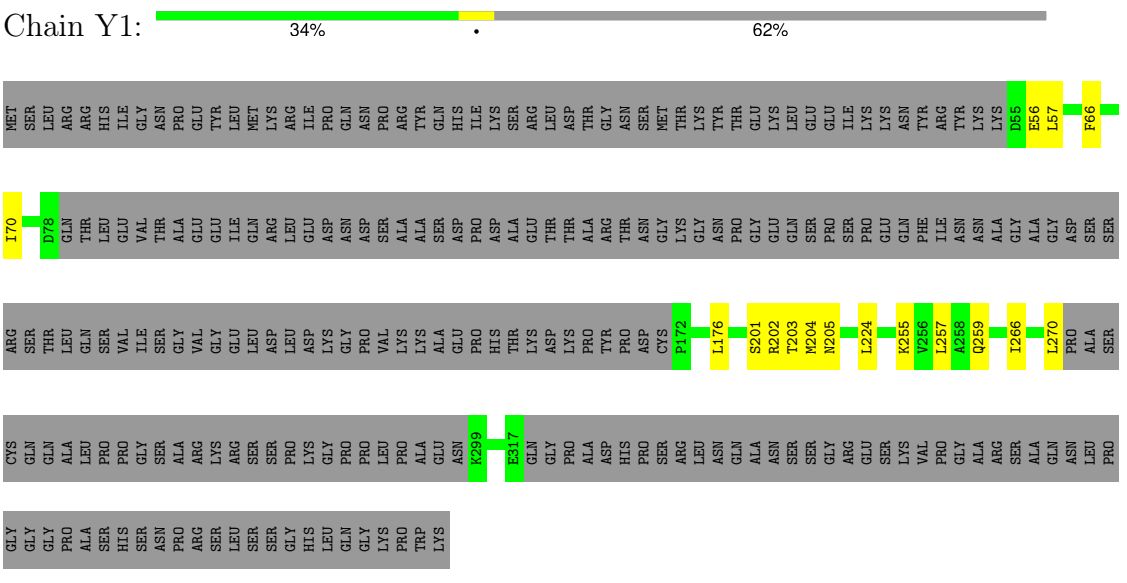

• Molecule 4: Centrosomal protein of 41 kDa

Chain Y2:

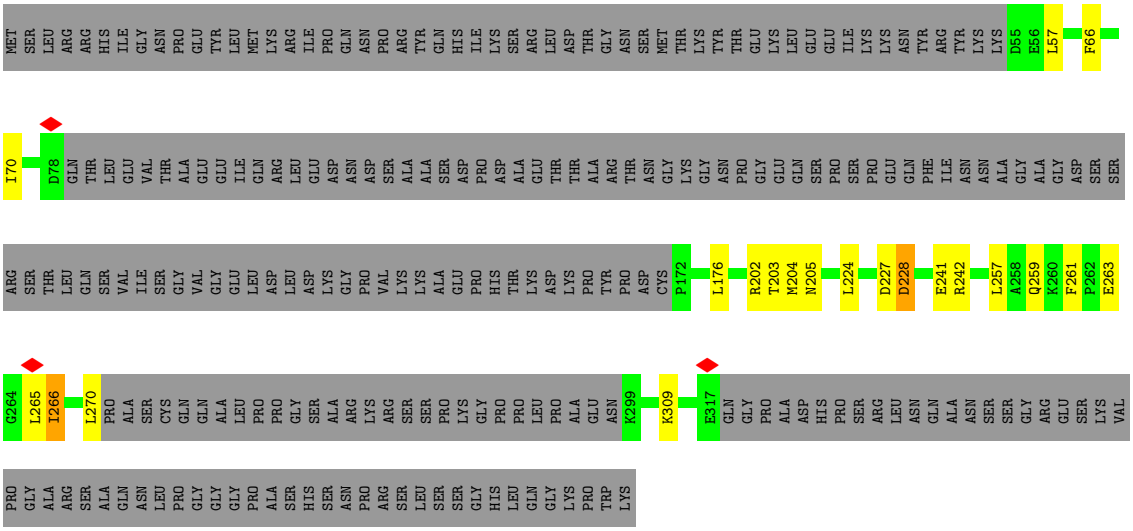

• Molecule 5: Calcyphosin-like protein

Chain 1A:

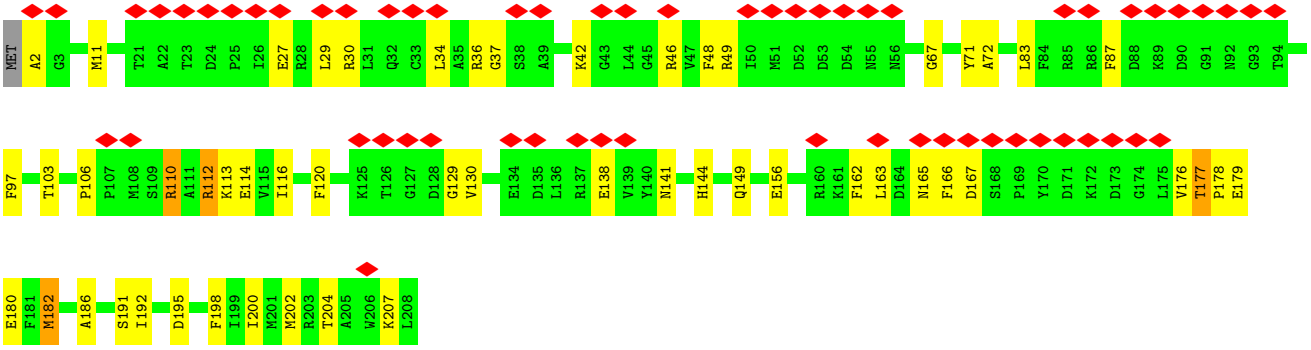

• Molecule 5: Calcyphosin-like protein

Chain 1B:

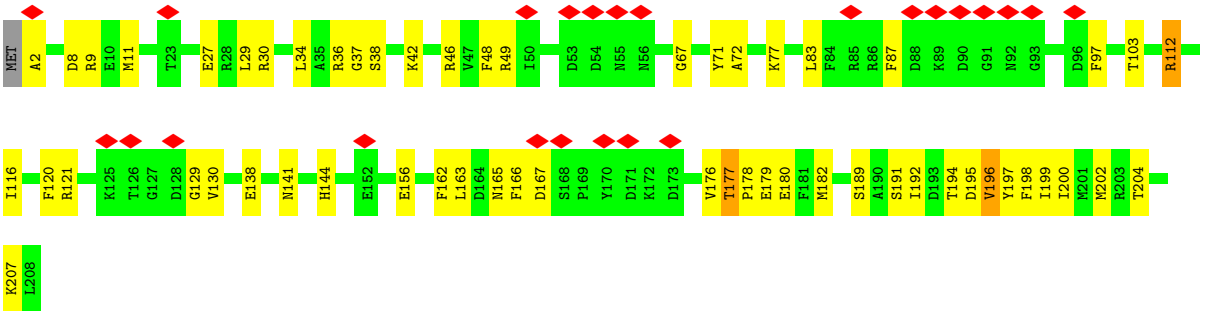

• Molecule 5: Calcyphosin-like protein

Chain 1C:

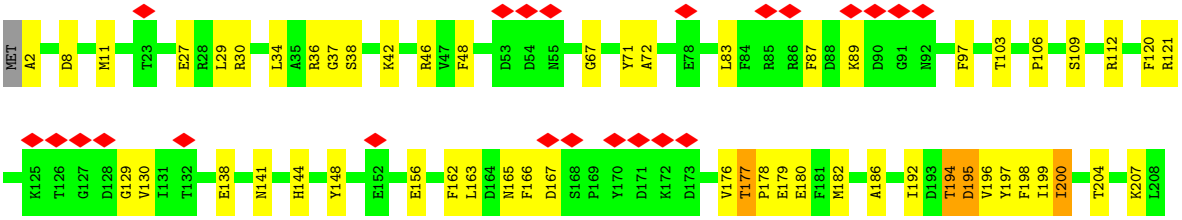

• Molecule 5: Calcyphosin-like protein

Chain 1D:

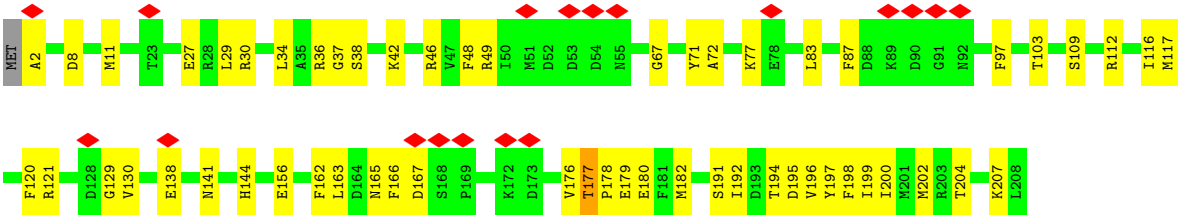

• Molecule 5: Calcyphosin-like protein

Chain 1E:

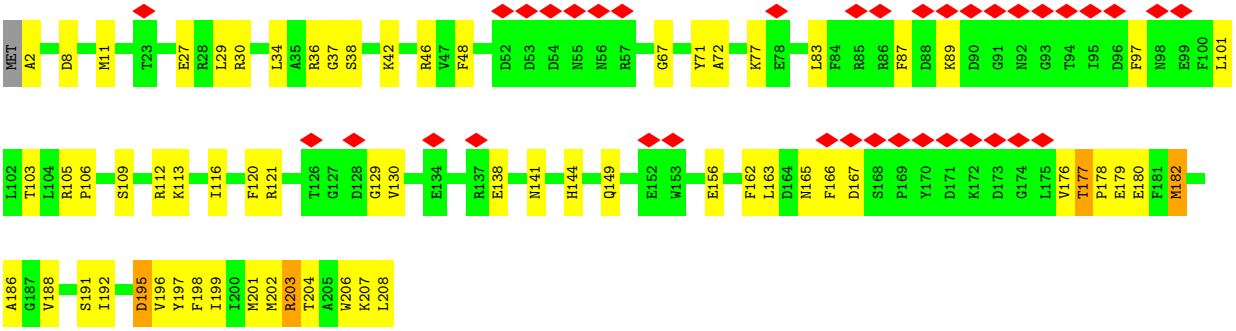

• Molecule 5: Calcyphosin-like protein

Chain 1F:

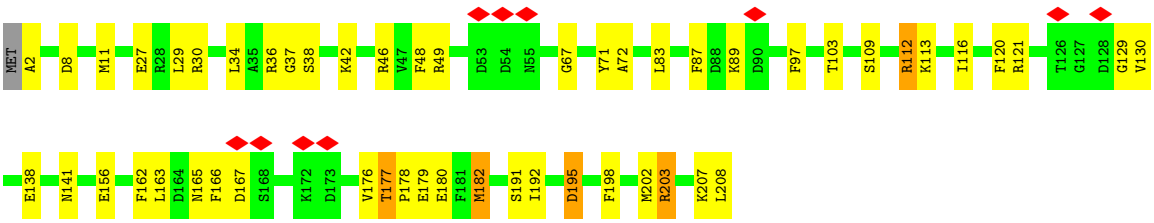

• Molecule 5: Calcyphosin-like protein

Chain 2A:

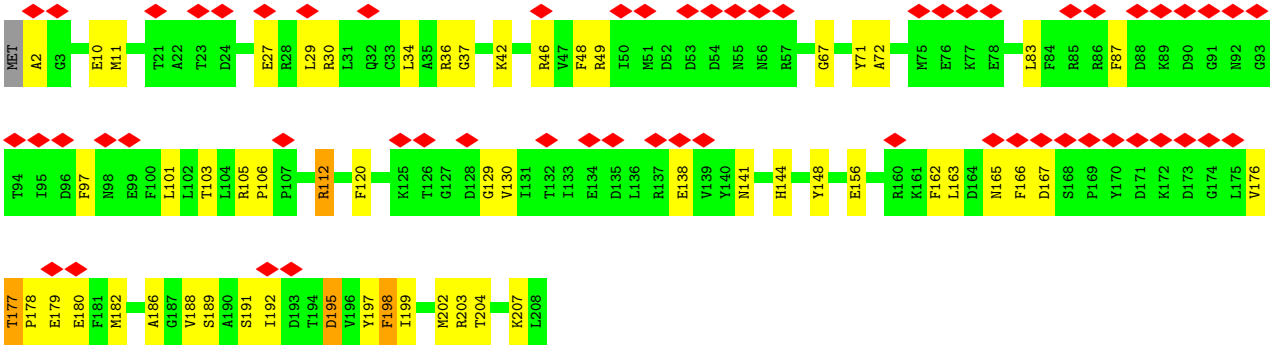

• Molecule 5: Calcyphosin-like protein

Chain 2B:

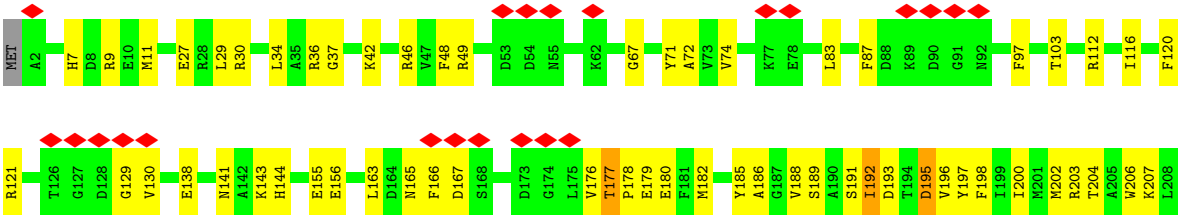

• Molecule 5: Calcyphosin-like protein

Chain 2C:

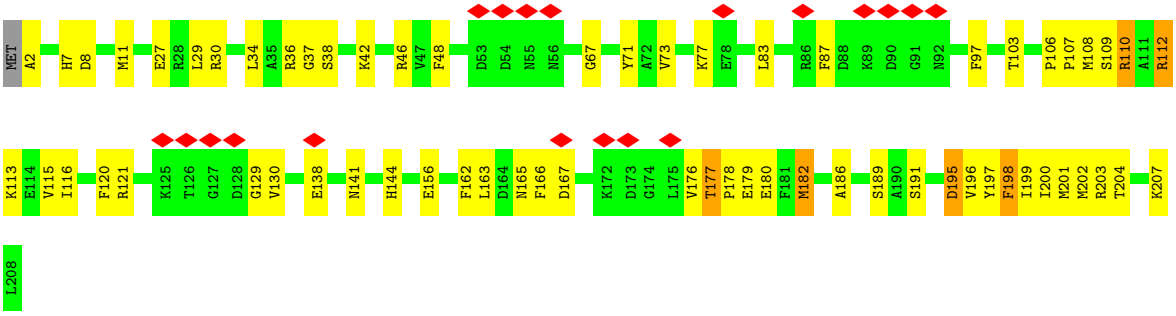

• Molecule 5: Calcyphosin-like protein

Chain 2D:

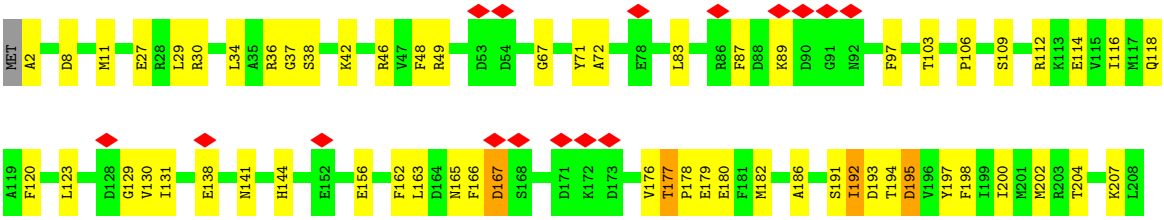

• Molecule 5: Calcyphosin-like protein

Chain 2E:

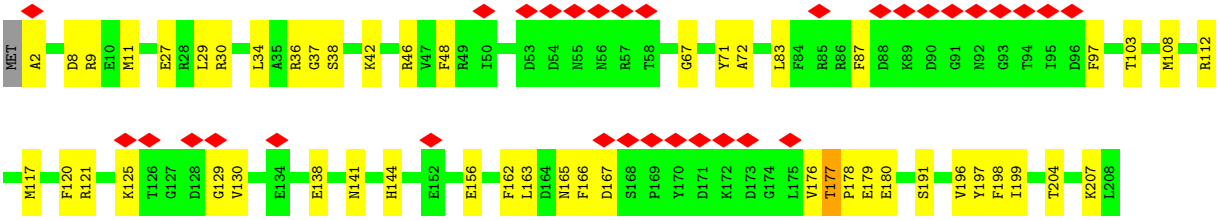

• Molecule 5: Calcyphosin-like protein

Chain 2F:

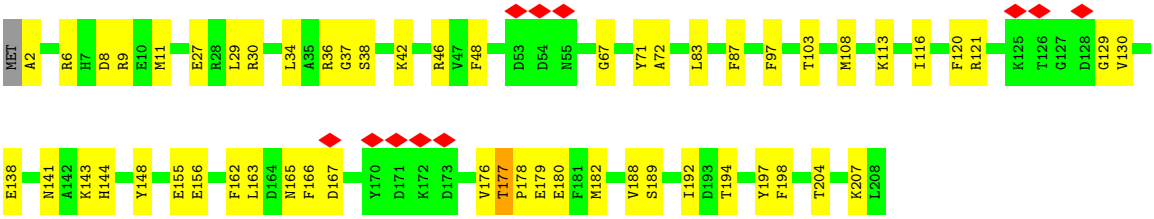

• Molecule 5: Calcyphosin-like protein

Chain 3C:

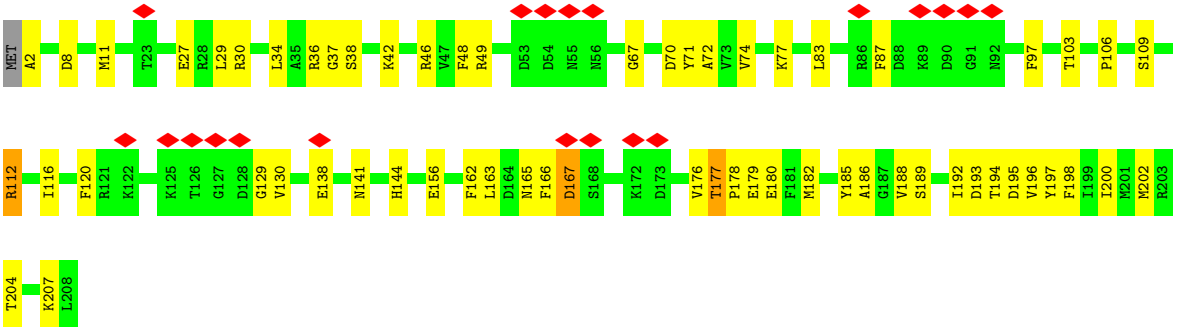

• Molecule 5: Calcyphosin-like protein

Chain 3D:

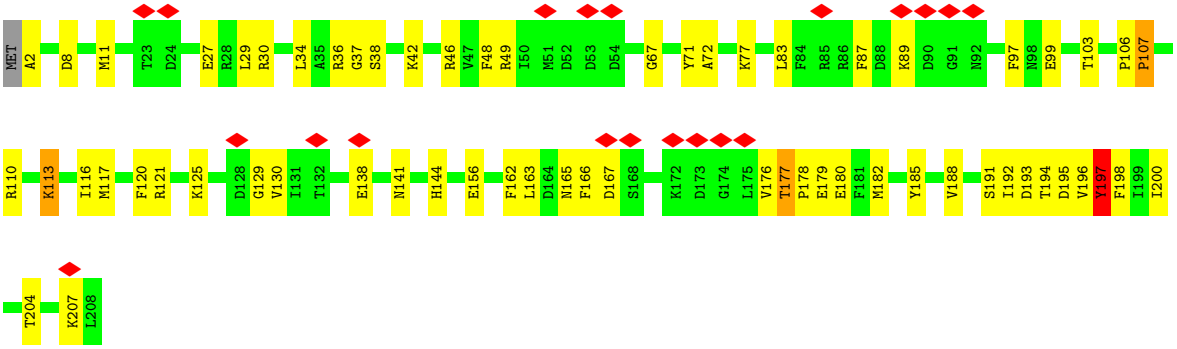

• Molecule 5: Calcyphosin-like protein

Chain 3E:

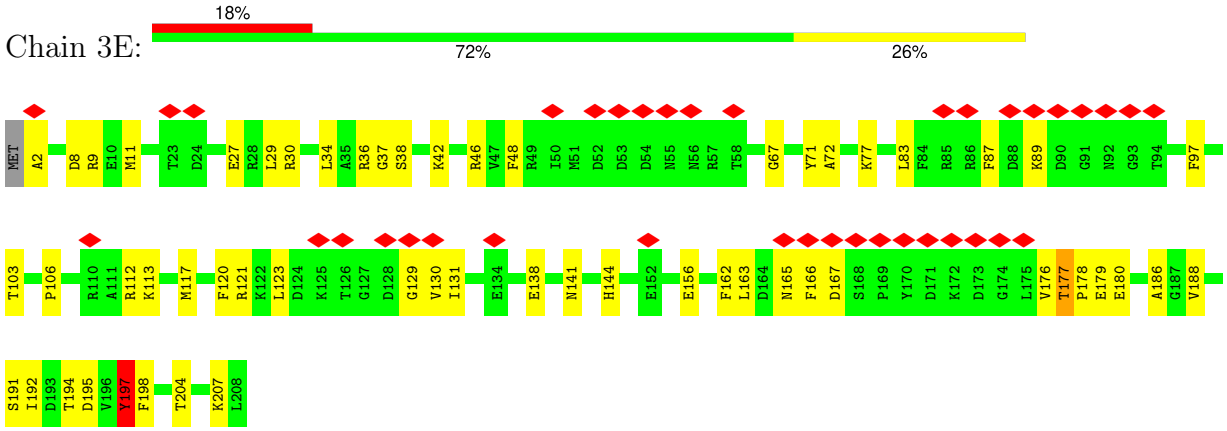

• Molecule 5: Calcyphosin-like protein

Chain 3F:

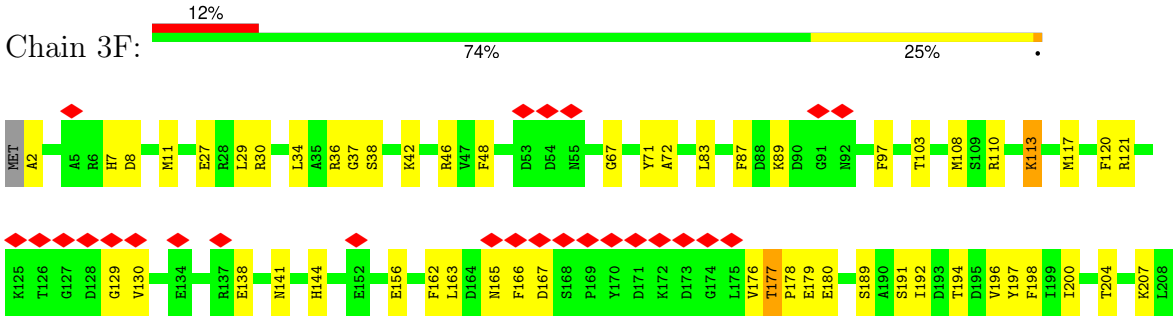

• Molecule 5: Calcyphosin-like protein

Chain 3G:

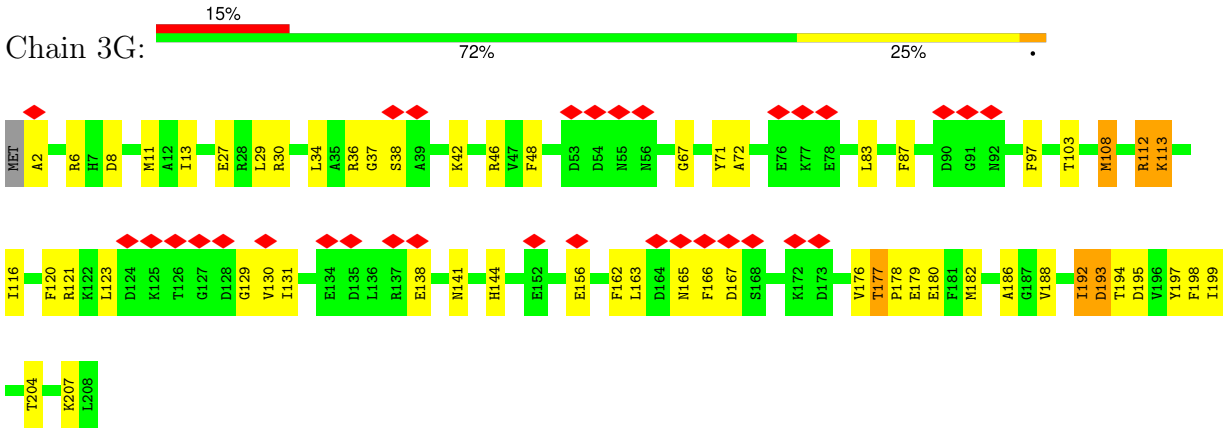

• Molecule 5: Calcyphosin-like protein

Chain 3H:

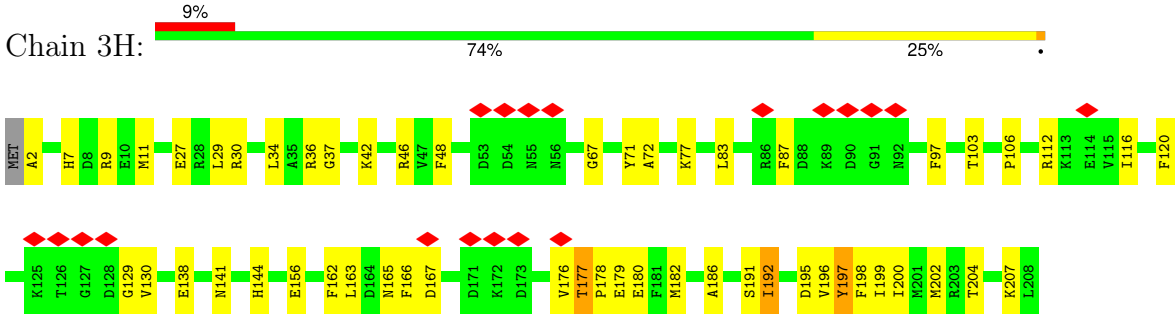

• Molecule 5: Calcyphosin-like protein

Chain 3J:

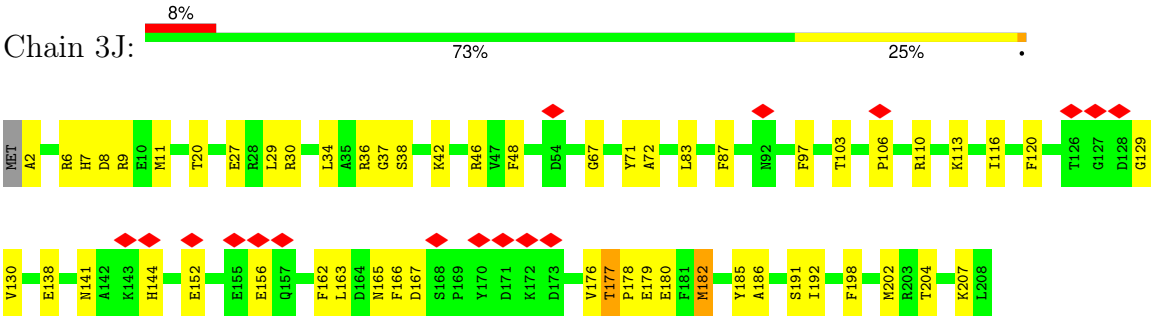

• Molecule 5: Calcyphosin-like protein

Chain 4J:

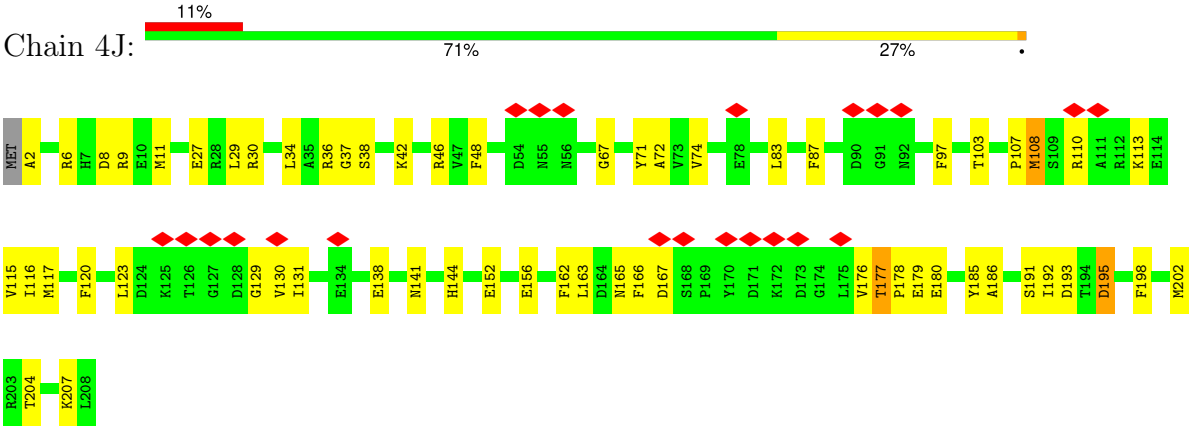

• Molecule 5: Calcyphosin-like protein

Chain 2H:

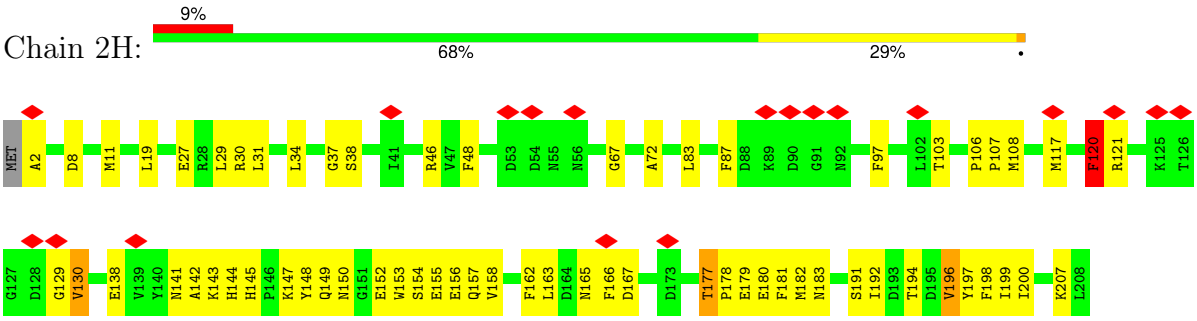

• Molecule 5: Calcyphosin-like protein

Chain 2I:

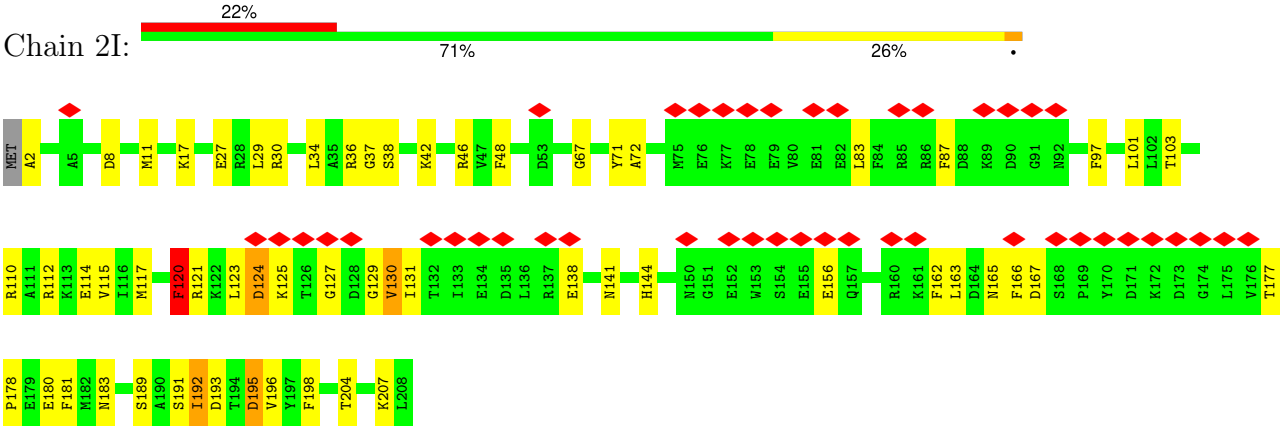

• Molecule 5: Calcyphosin-like protein

Chain 3I:

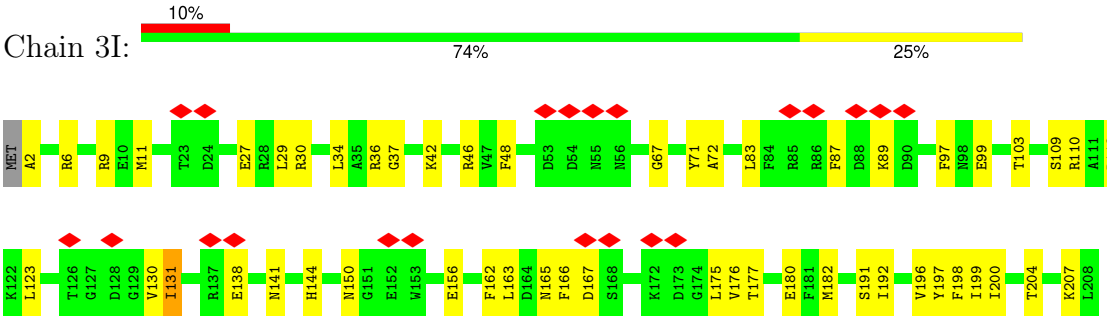

• Molecule 5: Calcyphosin-like protein

Chain 4I:

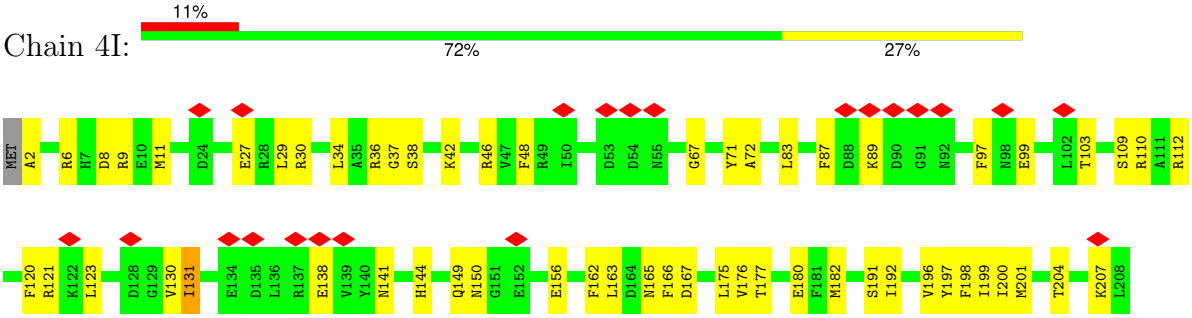

• Molecule 5: Calcyphosin-like protein

Chain 4H:

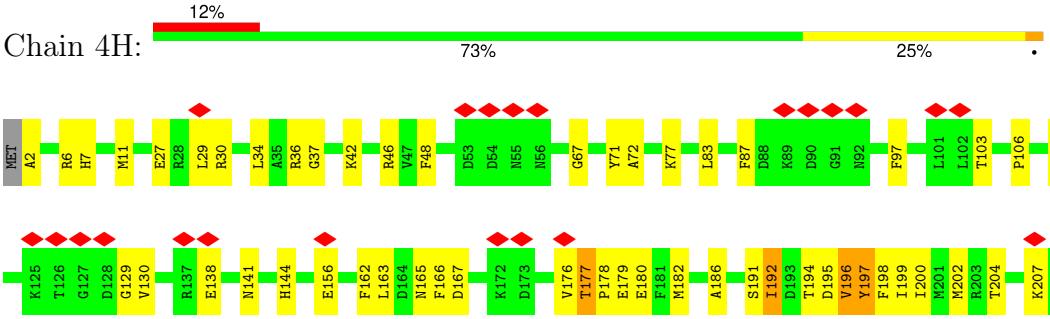

• Molecule 5: Calcyphosin-like protein

Chain 2J:

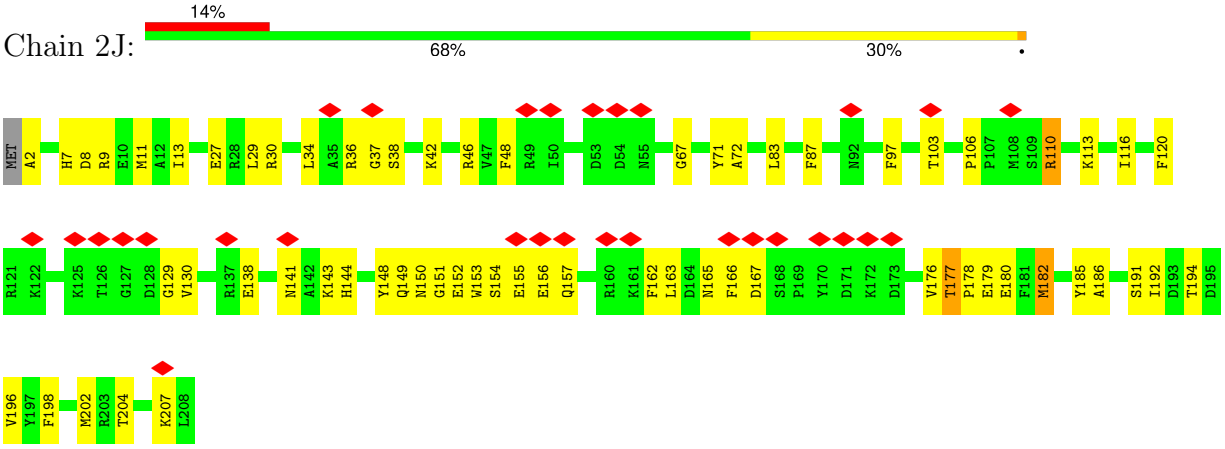

• Molecule 5: Calcyphosin-like protein

Chain 7A:

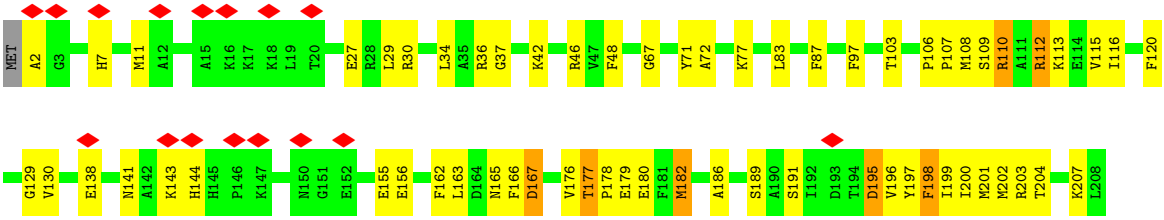

• Molecule 5: Calcyphosin-like protein

Chain 7B:

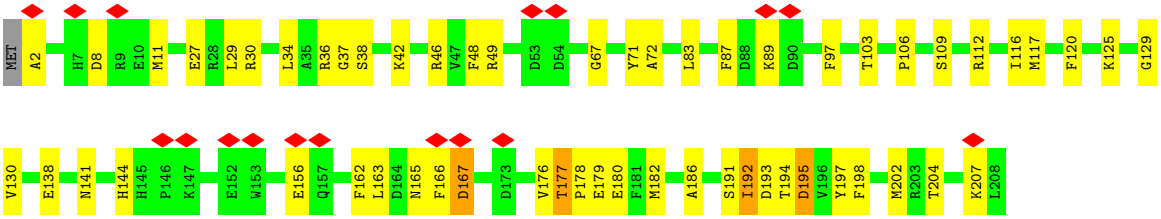

• Molecule 5: Calcyphosin-like protein

Chain 7C:

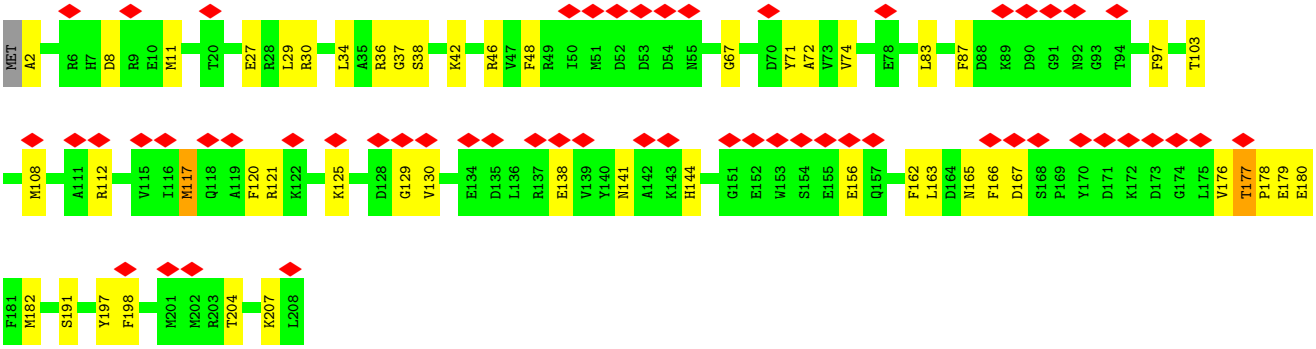

• Molecule 5: Calcyphosin-like protein

Chain 7D:

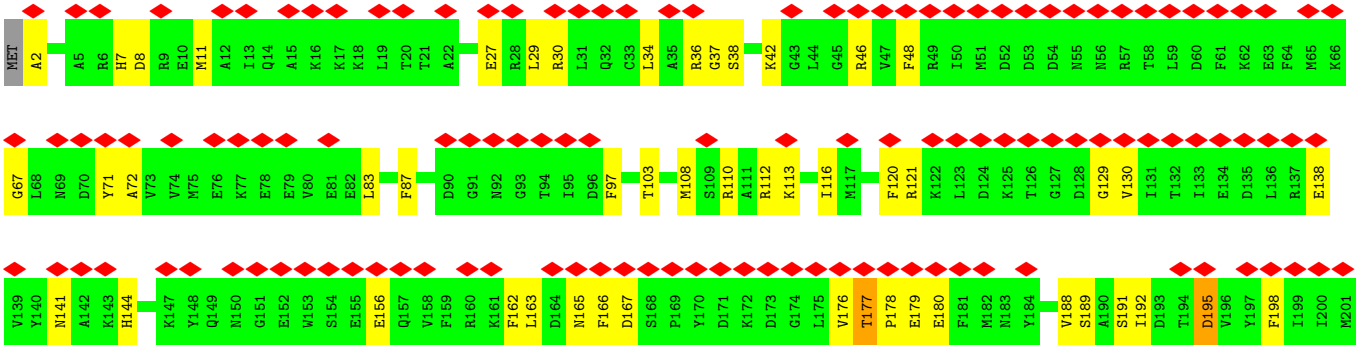

• Molecule 5: Calcyphosin-like protein

Chain 6A:

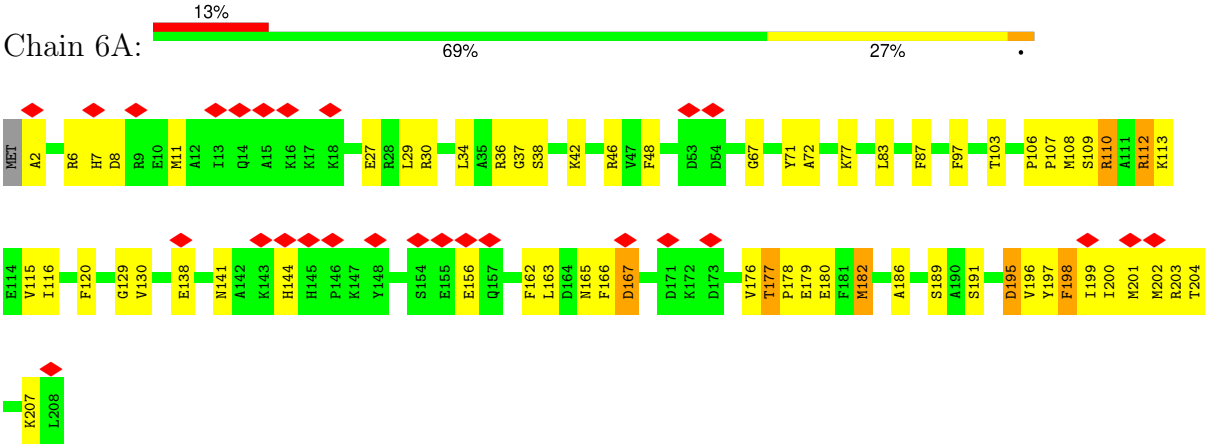

• Molecule 5: Calcyphosin-like protein

Chain 6B:

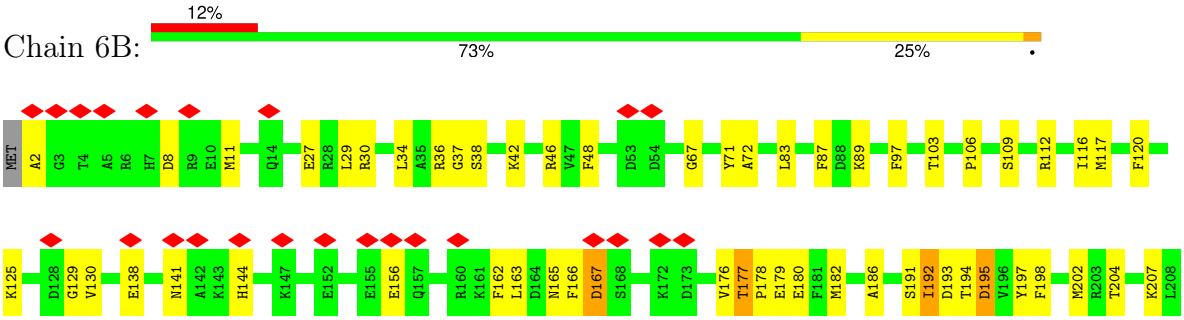

• Molecule 5: Calcyphosin-like protein

Chain 6C:

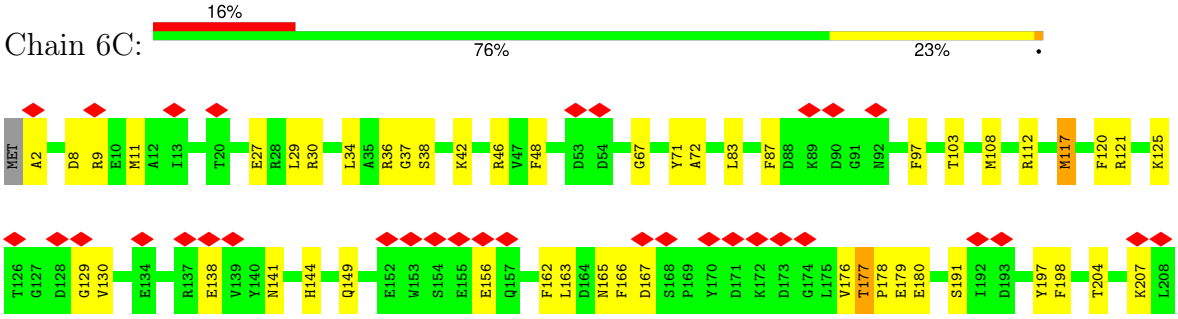

• Molecule 5: Calcyphosin-like protein

Chain 6D:

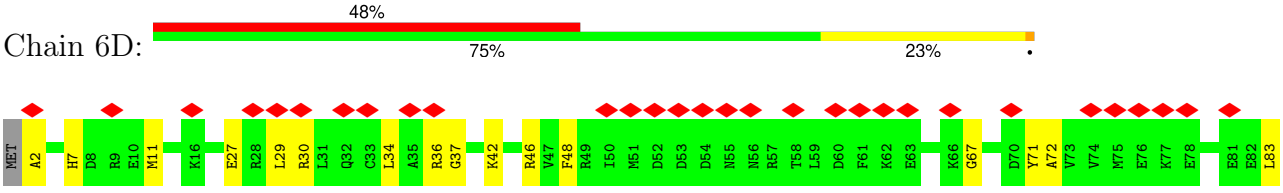

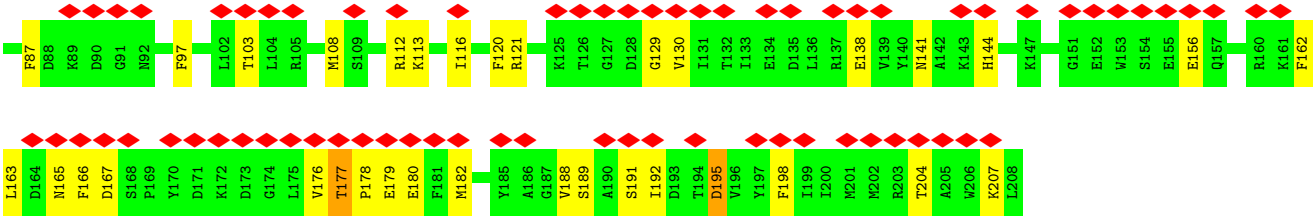

• Molecule 5: Calcyphosin-like protein

Chain 5A:

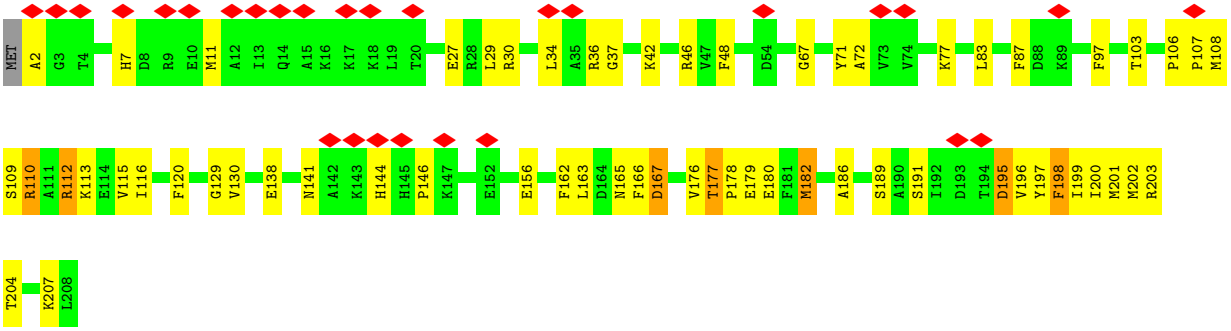

• Molecule 5: Calcyphosin-like protein

Chain 5B:

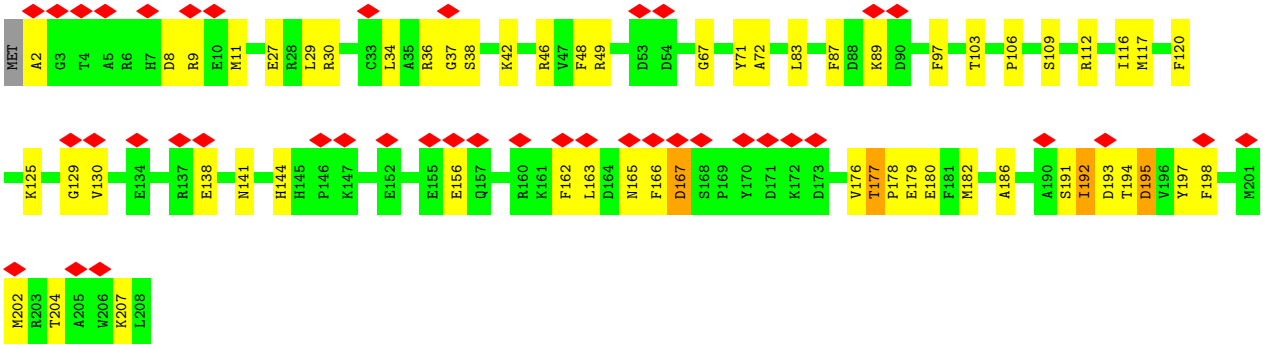

• Molecule 5: Calcyphosin-like protein

Chain 5C:

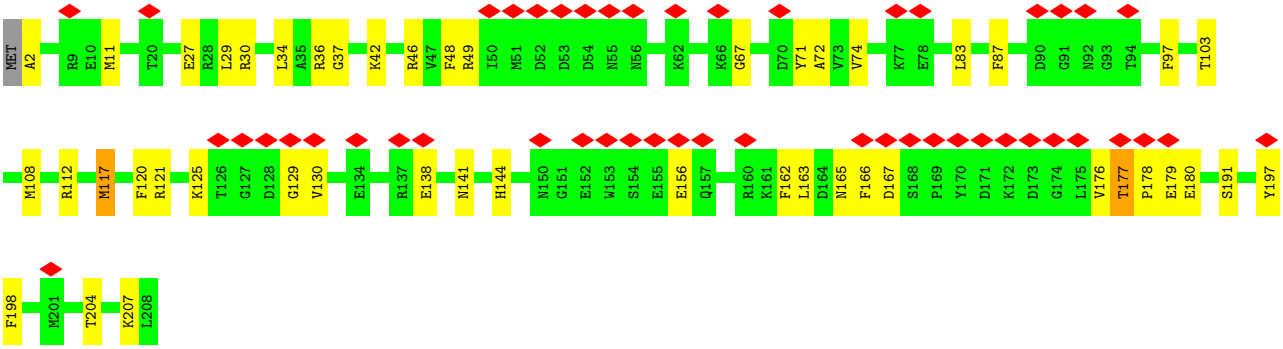

• Molecule 5: Calcyphosin-like protein

Chain 5D:

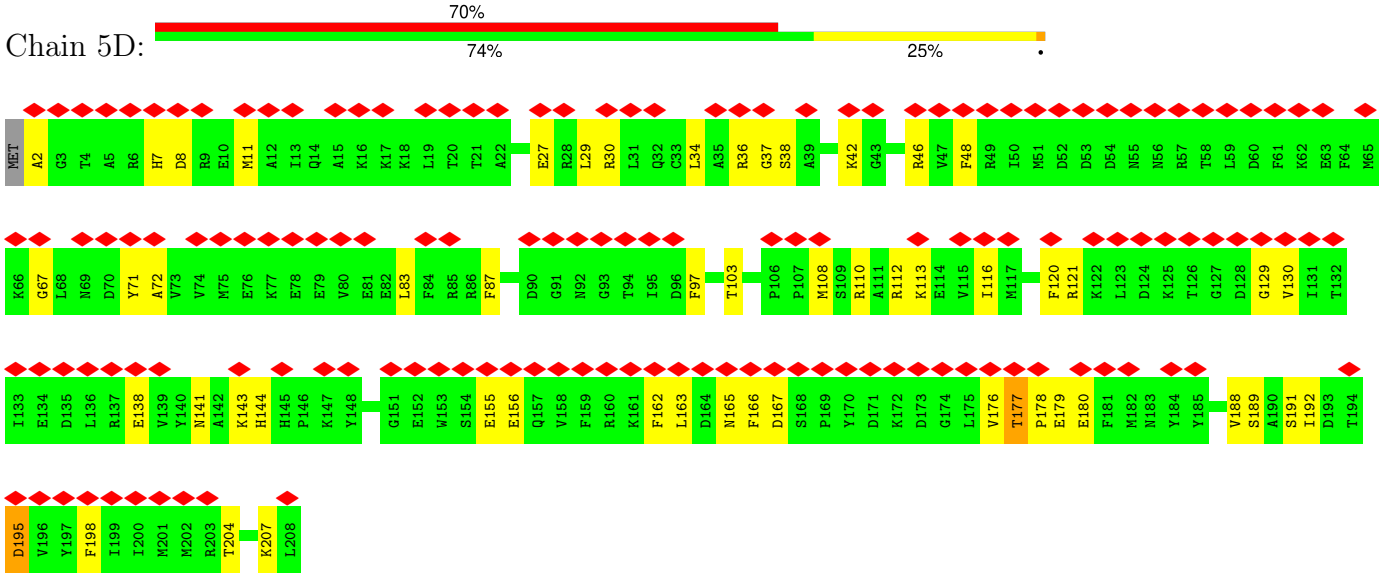

• Molecule 5: Calcyphosin-like protein

Chain 2G:

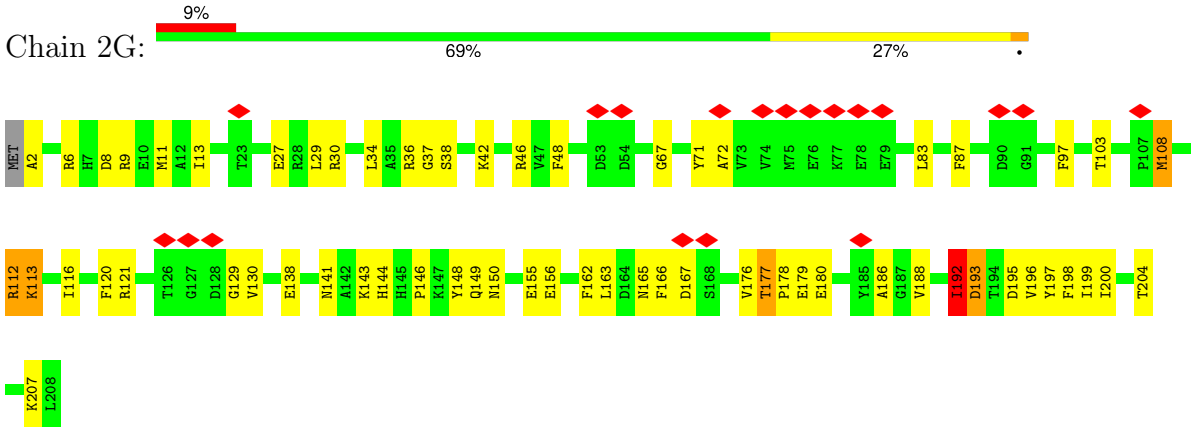

• Molecule 5: Calcyphosin-like protein

Chain 1G:

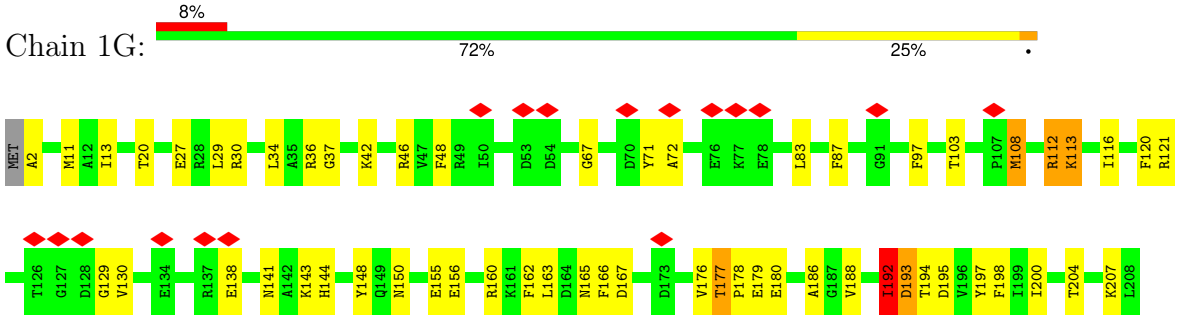

• Molecule 6: Microtubule-associated protein 9

Chain 9A:

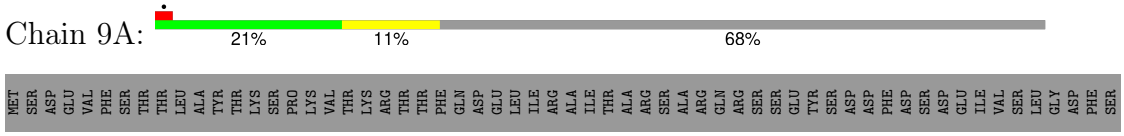



• Molecule 6: Microtubule-associated protein 9

Chain 9B: 12% 19% 68%



• Molecule 7: Enkurin domain-containing protein 1

Chain 8A:



• Molecule 7: Enkurin domain-containing protein 1

Chain 8C:



• Molecule 7: Enkurin domain-containing protein 1

Chain 8B:

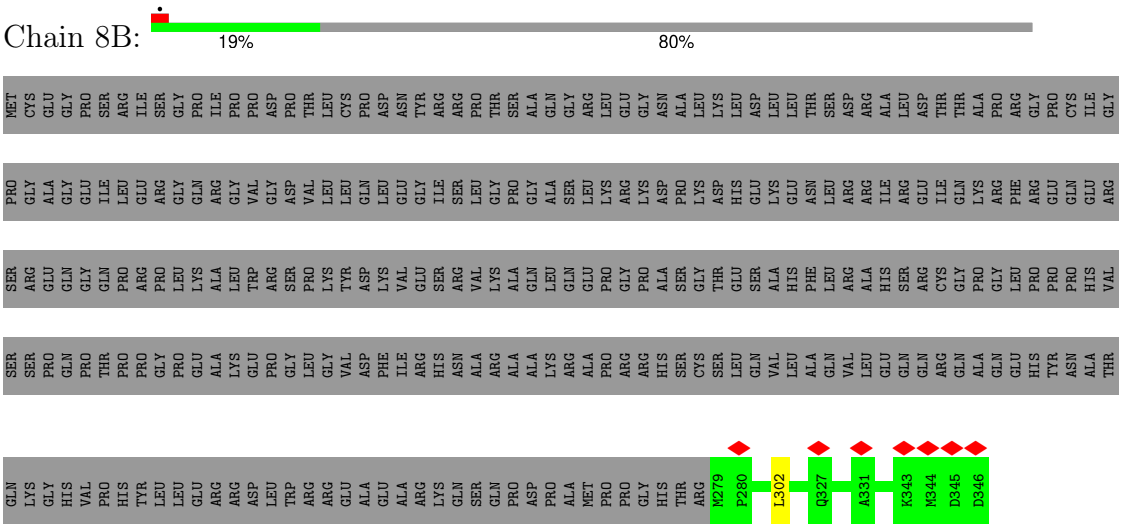
19%
80%
MET CYS GLU GLY PRO SER ARG ILE SER GLY PRO ILE PRO PRO ASP PRO THR LEU CYS PRO ASP ASN TYR ARG ARG PRO THR SER ALA GLN GLY ARG LEU GLU GLY ASN ALA LEU LYS LEU ASP LEU LEU THR SER ASP ARG ALA LEU ASP THR THR ALA PRO ARG GLY PRO CYS ILE GLY
PRO GLY ALA GLY GLU ILE LEU GLU ARG GLY GLN ARG GLY VAL GLY ASP VAL LEU LEU GLN LEU GLU GLY ILE SER LEU GLY PRO GLY ALA SER LEU LYS ARG LYS ASP PRO LYS ASP HIS GLU LYS GLU ASN LEU ARG ARG ILE ARG GLU ILE GLN LYS ARG PHE ARG GLU GLN GLU ARG
SER ARG GLU GLN GLY GLN PRO ARG PRO LEU LYS ALA LEU TRP ARG SER PRO LYS TYR ASP LYS VAL GLU SER ARG VAL LYS ALA GLN LEU GLN GLU PRO GLY PRO ALA SER GLY THR GLU SER ALA HIS PHE LEU ARG ALA HIS SER ARG CYS GLY PRO GLY LEU PRO PRO GLY HIS VAL
SER SER PRO GLN PRO THR PRO PRO GLY PRO GLU GLU ALA LYS GLU PRO GLY LEU GLY VAL ASP PHE ILE ARG HIS ASN ALA ARG ALA ALA LYS ARG ALA PRO ARG ARG HIS SER CYS SER LEU GLN VAL LEU ALA GLN VAL LEU GLU GLN GLN ARG GLN ALA GLN GLU HIS TYR ASN ALA THR
GLN LYS GLY HIS VAL PRO HIS TYR LEU LEU GLU GLU ARG ARG ASP LEU TRP ARG ARG GLU ALA GLU ALA ARG LYS GLN SER GLN PRO ASP PRO ALA MET PRO PRO GLY HIS THR ARG
M279
P280
L302
Q327
A331
K343
M344
D345
D346

4 Experimental information (i)

Property	Value	Source
EM reconstruction method	SUBTOMOGRAM AVERAGING	Depositor
Imposed symmetry	POINT, Not provided	
Number of subtomograms used	33196	Depositor
Resolution determination method	FSC 0.143 CUT-OFF	Depositor
CTF correction method	PHASE FLIPPING AND AMPLITUDE CORRECTION	Depositor
Microscope	TFS KRIOS	Depositor
Voltage (kV)	300	Depositor
Electron dose ($e^-/Å^2$)	154.44	Depositor
Minimum defocus (nm)	2000	Depositor
Maximum defocus (nm)	4000	Depositor
Magnification	Not provided	
Image detector	FEI FALCON IV (4k x 4k)	Depositor
Maximum map value	0.021	Depositor
Minimum map value	0.000	Depositor
Average map value	0.001	Depositor
Map value standard deviation	0.002	Depositor
Recommended contour level	0.001	Depositor
Map size (Å)	669.552, 554.112, 461.76	wwPDB
Map dimensions	348, 288, 240	wwPDB
Map angles (°)	90.0, 90.0, 90.0	wwPDB
Pixel spacing (Å)	1.924, 1.924, 1.924	Depositor

5 Model quality

5.1 Standard geometry

Bond lengths and bond angles in the following residue types are not validated in this section: GDP, GTP

The Z score for a bond length (or angle) is the number of standard deviations the observed value is removed from the expected value. A bond length (or angle) with $|Z| > 5$ is considered an outlier worth inspection. RMSZ is the root-mean-square of all Z scores of the bond lengths (or angles).

Mol	Chain	Bond lengths		Bond angles	
		RMSZ	#$\|Z\|>5$	RMSZ	#$\|Z\|>5$
1	A0	0.19	0/3507	0.42	1/4761 (0.0%)
1	A2	0.20	0/3507	0.40	1/4761 (0.0%)
1	A4	0.19	0/3507	0.43	2/4761 (0.0%)
1	A6	0.19	0/3507	0.42	1/4761 (0.0%)
1	B1	0.20	0/3507	0.41	0/4761
1	B3	0.20	0/3460	0.43	0/4697
1	B5	0.18	0/3507	0.40	0/4761
1	C1	0.17	0/3460	0.40	1/4697 (0.0%)
1	C3	0.19	0/3454	0.43	0/4689
1	C5	0.18	0/3507	0.41	0/4761
1	D1	0.18	0/3448	0.42	0/4681
1	D3	0.18	0/3448	0.42	1/4681 (0.0%)
1	D5	0.22	0/3448	0.45	0/4681
1	E1	0.18	0/3501	0.44	0/4753
1	E3	0.18	0/3507	0.44	0/4761
1	E5	0.17	0/3501	0.42	0/4753
1	F1	0.19	0/3448	0.42	0/4681
1	F3	0.18	0/3448	0.44	0/4681
1	F5	0.18	0/3448	0.41	0/4681
1	G0	0.23	0/3456	0.43	0/4692
1	G2	0.17	0/3448	0.43	0/4681
1	G4	0.17	0/3462	0.39	0/4700
1	H0	0.18	0/3462	0.43	0/4700
1	H2	0.17	0/3462	0.41	1/4700 (0.0%)
1	H4	0.19	0/3454	0.44	0/4689
1	I0	0.16	0/3507	0.39	0/4761
1	I2	0.17	0/3462	0.39	0/4700
1	I4	0.15	0/3507	0.38	1/4761 (0.0%)
1	I6	0.23	0/3456	0.46	1/4692 (0.0%)
1	J1	0.19	0/3448	0.42	3/4681 (0.1%)
1	J3	0.17	0/3448	0.40	0/4681
1	J5	0.19	0/3454	0.46	0/4689

Mol	Chain	Bond lengths		Bond angles	
		RMSZ	#|Z| >5	RMSZ	#|Z| >5
1	K0	0.19	0/3461	0.42	0/4699
1	K2	0.21	0/3469	0.42	0/4710
1	K4	0.20	0/3514	0.44	0/4771
1	L0	0.21	0/3474	0.43	0/4716
1	L2	0.20	0/3487	0.41	0/4732
1	L4	0.22	0/3467	0.44	0/4707
1	L6	0.30	0/3467	0.51	0/4707
1	M0	0.21	0/3467	0.45	0/4707
1	M2	0.21	0/3450	0.42	0/4684
1	M4	0.21	0/3467	0.44	0/4707
1	M6	0.24	0/3501	0.62	3/4753 (0.1%)
1	N0	0.20	0/3507	0.48	4/4761 (0.1%)
1	N2	0.20	0/3507	0.45	3/4761 (0.1%)
1	N4	0.19	0/3507	0.47	5/4761 (0.1%)
1	N6	0.19	0/3507	0.43	3/4761 (0.1%)
1	O0	0.19	0/3523	0.40	0/4783
1	O2	0.19	0/3523	0.41	0/4783
1	O4	0.16	0/3507	0.37	0/4761
1	O6	0.19	0/3523	0.40	0/4783
1	P0	0.18	0/3523	0.40	0/4783
1	P2	0.17	0/3507	0.38	0/4761
1	P4	0.19	0/3514	0.43	0/4771
1	P6	0.17	0/3507	0.35	0/4761
1	Q1	0.19	0/3514	0.42	0/4771
1	Q3	0.17	0/3514	0.40	0/4771
1	Q5	0.19	0/3514	0.44	1/4771 (0.0%)
1	R1	0.17	0/3507	0.41	0/4761
1	R3	0.20	0/3514	0.48	2/4771 (0.0%)
1	R5	0.20	0/3514	0.44	0/4771
1	S1	0.18	0/3456	0.43	0/4692
1	S3	0.18	0/3456	0.42	1/4692 (0.0%)
1	S5	0.19	0/3456	0.44	0/4692
1	T1	0.17	0/3456	0.40	0/4692
1	T3	0.18	0/3442	0.41	0/4673
1	T5	0.16	0/3456	0.38	0/4692
1	U1	0.19	0/3462	0.44	1/4700 (0.0%)
1	U3	0.19	0/3456	0.40	1/4692 (0.0%)
1	U5	0.16	0/3456	0.40	1/4692 (0.0%)
1	V0	0.16	0/3507	0.39	0/4761
1	V2	0.25	0/3456	0.46	0/4692
1	V4	0.16	0/3507	0.42	1/4761 (0.0%)
1	W0	0.19	0/3501	0.46	1/4753 (0.0%)
1	W2	0.20	0/3448	0.43	0/4681

Mol	Chain	Bond lengths		Bond angles	
		RMSZ	#|Z| >5	RMSZ	#|Z| >5
1	W4	0.19	0/3507	0.48	2/4761 (0.0%)
1	W6	0.19	0/3456	0.44	0/4692
2	A1	0.27	0/3475	0.50	2/4709 (0.0%)
2	A3	0.25	0/3475	0.50	3/4709 (0.1%)
2	A5	0.25	0/3475	0.49	3/4709 (0.1%)
2	B0	0.23	0/3431	0.46	3/4649 (0.1%)
2	B2	0.22	0/3423	0.46	1/4638 (0.0%)
2	B4	0.25	0/3448	0.50	2/4673 (0.0%)
2	C0	0.21	0/3431	0.47	1/4649 (0.0%)
2	C2	0.21	0/3423	0.46	3/4638 (0.1%)
2	C4	0.20	0/3431	0.45	1/4649 (0.0%)
2	D0	0.24	0/3423	0.45	0/4638
2	D2	0.25	0/3423	0.49	0/4638
2	D4	0.20	0/3423	0.53	6/4638 (0.1%)
2	D6	0.25	0/3423	0.45	0/4638
2	E0	0.23	0/3423	0.47	4/4638 (0.1%)
2	E2	0.25	0/3423	0.51	3/4638 (0.1%)
2	E4	0.20	0/3423	0.48	3/4638 (0.1%)
2	E6	0.18	0/3423	0.41	0/4638
2	F0	0.21	0/3423	0.48	6/4638 (0.1%)
2	F2	0.23	0/3423	0.51	5/4638 (0.1%)
2	F4	0.20	0/3423	0.49	4/4638 (0.1%)
2	F6	0.22	0/3423	0.50	1/4638 (0.0%)
2	G1	0.20	0/3423	0.48	5/4638 (0.1%)
2	G3	0.22	0/3448	0.54	5/4673 (0.1%)
2	G5	0.19	0/3423	0.44	0/4638
2	H1	0.20	0/3423	0.44	1/4638 (0.0%)
2	H3	0.22	0/3436	0.51	2/4656 (0.0%)
2	H5	0.23	0/3423	0.48	3/4638 (0.1%)
2	I1	0.23	0/3423	0.48	1/4638 (0.0%)
2	I3	0.21	0/3443	0.46	1/4666 (0.0%)
2	I5	0.20	0/3423	0.43	1/4638 (0.0%)
2	J0	0.20	0/3431	0.47	2/4649 (0.0%)
2	J2	0.22	0/3423	0.46	2/4638 (0.0%)
2	J4	0.19	0/3423	0.44	1/4638 (0.0%)
2	J6	0.28	0/3423	0.49	2/4638 (0.0%)
2	K1	0.24	0/3466	0.48	3/4697 (0.1%)
2	K3	0.21	0/3466	0.45	1/4697 (0.0%)
2	K5	0.24	0/3466	0.53	3/4697 (0.1%)
2	L1	0.23	0/3423	0.43	2/4638 (0.0%)
2	L3	0.24	0/3423	0.46	1/4638 (0.0%)
2	L5	0.23	0/3423	0.46	1/4638 (0.0%)
2	M1	0.27	0/3457	0.48	1/4685 (0.0%)

Mol	Chain	Bond lengths		Bond angles	
		RMSZ	#|Z| >5	RMSZ	#|Z| >5
2	M3	0.22	0/3423	0.46	3/4638 (0.1%)
2	M5	0.26	0/3457	0.51	3/4685 (0.1%)
2	N1	0.23	0/3436	0.51	2/4656 (0.0%)
2	N3	0.24	0/3443	0.56	7/4666 (0.2%)
2	N5	0.25	0/3436	0.62	8/4656 (0.2%)
2	O1	0.26	0/3448	0.49	3/4673 (0.1%)
2	O3	0.26	0/3466	0.48	3/4697 (0.1%)
2	O5	0.22	0/3448	0.46	1/4673 (0.0%)
2	P1	0.22	0/3423	0.41	1/4638 (0.0%)
2	P3	0.21	0/3448	0.46	1/4673 (0.0%)
2	P5	0.22	0/3443	0.46	3/4666 (0.1%)
2	Q0	0.21	0/3423	0.42	1/4638 (0.0%)
2	Q2	0.21	0/3443	0.45	1/4666 (0.0%)
2	Q4	0.20	0/3431	0.45	1/4649 (0.0%)
2	R0	0.20	0/3423	0.41	1/4638 (0.0%)
2	R2	0.21	0/3436	0.54	4/4656 (0.1%)
2	R4	0.17	0/3423	0.43	0/4638
2	R6	0.20	0/3431	0.47	1/4649 (0.0%)
2	S0	0.22	0/3423	0.49	2/4638 (0.0%)
2	S2	0.21	0/3423	0.52	7/4638 (0.2%)
2	S4	0.24	0/3423	0.49	2/4638 (0.0%)
2	S6	0.24	0/3423	0.51	5/4638 (0.1%)
2	T0	0.20	0/3423	0.48	5/4638 (0.1%)
2	T2	0.19	0/3423	0.48	6/4638 (0.1%)
2	T4	0.22	0/3423	0.52	4/4638 (0.1%)
2	T6	0.21	0/3423	0.48	3/4638 (0.1%)
2	U0	0.18	0/3423	0.40	1/4638 (0.0%)
2	U2	0.20	0/3431	0.46	6/4649 (0.1%)
2	U4	0.20	0/3423	0.46	3/4638 (0.1%)
2	U6	0.19	0/3431	0.44	5/4649 (0.1%)
2	V1	0.20	0/3431	0.46	3/4649 (0.1%)
2	V3	0.19	0/3423	0.44	1/4638 (0.0%)
2	V5	0.21	0/3431	0.47	3/4649 (0.1%)
2	W1	0.24	0/3423	0.45	3/4638 (0.1%)
2	W3	0.23	0/3423	0.50	1/4638 (0.0%)
2	W5	0.21	0/3431	0.45	1/4649 (0.0%)
3	X0	0.16	0/1583	0.37	0/2137
3	X1	0.26	0/1583	0.43	0/2137
3	X2	0.26	0/1583	0.42	0/2137
3	X3	0.27	0/1583	0.42	0/2137
4	Y0	0.70	0/1172	1.12	1/1579 (0.1%)
4	Y1	0.69	0/1172	1.12	1/1579 (0.1%)
4	Y2	0.72	0/1172	1.28	5/1579 (0.3%)

Mol	Chain	Bond lengths		Bond angles	
		RMSZ	#|Z| >5	RMSZ	#|Z| >5
5	1A	0.73	0/1725	1.00	0/2316
5	1B	0.72	0/1725	0.98	0/2316
5	1C	0.74	0/1725	1.00	0/2316
5	1D	0.72	0/1725	0.98	0/2316
5	1E	0.75	0/1725	1.01	0/2316
5	1F	0.74	0/1725	1.00	0/2316
5	1G	0.72	0/1725	0.97	0/2316
5	2A	0.74	0/1725	1.00	0/2316
5	2B	0.74	0/1725	1.01	0/2316
5	2C	0.74	0/1725	0.99	0/2316
5	2D	0.73	0/1725	0.97	0/2316
5	2E	0.73	0/1725	0.99	0/2316
5	2F	0.74	0/1725	0.99	0/2316
5	2G	0.72	0/1725	0.97	0/2316
5	2H	0.74	0/1725	0.97	1/2316 (0.0%)
5	2I	0.73	0/1725	0.97	1/2316 (0.0%)
5	2J	0.73	0/1725	0.99	0/2316
5	3C	0.74	0/1725	1.01	0/2316
5	3D	0.73	0/1725	0.99	2/2316 (0.1%)
5	3E	0.73	0/1725	1.00	1/2316 (0.0%)
5	3F	0.73	0/1725	0.99	0/2316
5	3G	0.74	0/1725	1.00	0/2316
5	3H	0.73	0/1725	0.99	0/2316
5	3I	0.73	0/1725	0.96	0/2316
5	3J	0.73	0/1725	0.99	0/2316
5	4H	0.73	0/1725	0.99	0/2316
5	4I	0.74	0/1725	0.96	0/2316
5	4J	0.73	0/1725	0.98	0/2316
5	5A	0.73	0/1725	0.98	0/2316
5	5B	0.73	0/1725	0.99	0/2316
5	5C	0.73	0/1725	0.99	0/2316
5	5D	0.72	0/1725	0.96	0/2316
5	6A	0.73	0/1725	0.98	0/2316
5	6B	0.73	0/1725	0.99	0/2316
5	6C	0.73	0/1725	0.99	0/2316
5	6D	0.72	0/1725	0.97	0/2316
5	7A	0.73	0/1725	0.98	0/2316
5	7B	0.73	0/1725	0.99	0/2316
5	7C	0.73	0/1725	0.99	0/2316
5	7D	0.72	0/1725	0.97	0/2316
6	9A	0.76	0/1794	1.05	0/2363
6	9B	0.93	0/1794	1.22	0/2363
7	8A	0.68	0/554	1.19	0/742

Mol	Chain	Bond lengths		Bond angles	
		RMSZ	$\#\|Z\|>5$	RMSZ	$\#\|Z\|>5$
7	8B	0.68	0/554	1.19	0/742
7	8C	0.68	0/554	1.19	0/742
All	All	0.33	0/616490	0.55	248/834973 (0.0%)

Chiral center outliers are detected by calculating the chiral volume of a chiral center and verifying if the center is modelled as a planar moiety or with the opposite hand.A planarity outlier is detected by checking planarity of atoms in a peptide group, atoms in a mainchain group or atoms of a sidechain that are expected to be planar.

Mol	Chain	#Chirality outliers	#Planarity outliers
1	L6	0	1
2	D2	0	1
2	D6	0	1
5	1A	0	1
5	1B	0	1
5	1E	0	1
5	1F	0	2
5	1G	0	2
5	2B	0	2
5	2C	0	2
5	2D	0	1
5	2E	0	1
5	2F	0	1
5	2G	0	2
5	2J	0	1
5	3C	0	1
5	3G	0	3
5	3I	0	1
5	3J	0	1
5	4I	0	1
5	5A	0	1
5	5B	0	1
5	5C	0	1
5	6A	0	1
5	6B	0	1
5	6C	0	1
5	7A	0	1
5	7B	0	1
5	7C	0	1
All	All	0	36

There are no bond length outliers.

All (248) bond angle outliers are listed below:

Mol	Chain	Res	Type	Atoms	Z	Observed(^{o})	Ideal(^{o})
1	M6	284	GLU	CG-CD-OE2	-21.22	69.60	118.40
1	M6	284	GLU	CG-CD-OE1	-20.11	72.15	118.40
2	N5	277	GLY	N-CA-C	16.66	132.72	112.73
4	Y2	228	ASP	N-CA-C	14.74	142.20	110.80
2	D4	271	ALA	N-CA-C	13.40	128.05	108.76
2	R2	271	ALA	N-CA-C	12.77	130.46	108.75
4	Y2	227	ASP	N-CA-C	-12.51	89.45	109.59
2	W3	271	ALA	N-CA-C	12.31	128.84	112.35
2	S4	271	ALA	N-CA-C	12.09	128.55	112.35
4	Y2	227	ASP	CB-CA-C	-12.01	87.77	109.38
2	F2	272	PRO	N-CA-C	-11.96	99.37	114.68
2	K5	271	ALA	N-CA-C	11.90	128.30	112.35
1	N0	280	LYS	N-CA-C	11.88	124.23	111.28
2	S2	271	ALA	N-CA-C	11.66	128.58	108.75
2	E4	271	ALA	N-CA-C	11.10	127.62	108.75
2	J4	271	ALA	N-CA-C	10.81	126.84	112.35
2	S0	271	ALA	N-CA-C	10.72	126.71	112.35
2	N5	280	GLN	N-CA-C	10.64	122.88	111.28
2	P3	271	ALA	N-CA-C	10.43	126.32	112.35
2	N5	281	TYR	N-CA-C	10.42	122.64	111.28
2	A3	271	ALA	N-CA-C	10.38	126.26	112.35
2	J0	271	ALA	N-CA-C	10.24	126.08	112.35
2	S6	271	ALA	N-CA-C	10.24	126.07	112.35
2	N3	278	SER	N-CA-C	9.96	124.53	112.38
2	E2	268	PRO	N-CA-C	9.77	125.68	111.13
2	E2	271	ALA	N-CA-C	9.61	125.23	112.35
1	N4	281	ALA	N-CA-C	9.30	121.42	111.28
2	N3	277	GLY	N-CA-C	9.17	123.74	112.73
2	R6	271	ALA	N-CA-C	8.98	129.65	109.81
1	W0	182	VAL	N-CA-C	-8.96	103.66	112.17
2	Q4	271	ALA	N-CA-C	8.94	129.56	109.81
2	O3	271	ALA	N-CA-C	8.76	129.18	109.81
2	N1	276	ARG	N-CA-C	8.72	120.79	111.28
2	N5	282	ARG	N-CA-C	8.69	122.99	109.52
2	B4	271	ALA	N-CA-C	8.54	128.68	109.81
2	U4	271	ALA	N-CA-C	8.46	128.50	109.81
2	M3	271	ALA	N-CA-C	8.44	128.47	109.81
2	I1	271	ALA	N-CA-C	8.43	128.43	109.81
2	G3	271	ALA	N-CA-C	8.38	128.32	109.81
2	K3	271	ALA	N-CA-C	8.27	128.07	109.81
2	N3	271	ALA	N-CA-C	8.26	128.06	109.81
2	L5	271	ALA	N-CA-C	8.24	128.03	109.81

Continued on next page...

Continued from previous page...

Mol	Chain	Res	Type	Atoms	Z	Observed(^{o})	Ideal(^{o})
2	M5	271	ALA	N-CA-C	8.20	127.94	109.81
2	C4	271	ALA	N-CA-C	8.18	127.88	109.81
2	H1	271	ALA	N-CA-C	8.11	127.73	109.81
2	O1	271	ALA	N-CA-C	8.11	127.74	109.81
2	J2	271	ALA	N-CA-C	7.95	127.37	109.81
2	E0	271	ALA	N-CA-C	7.92	127.32	109.81
2	J0	268	PRO	N-CA-C	7.90	128.75	112.47
1	N4	280	LYS	N-CA-C	7.89	119.88	111.28
2	I3	271	ALA	N-CA-C	7.85	127.16	109.81
1	M6	284	GLU	OE1-CD-OE2	7.84	141.72	122.90
2	L3	271	ALA	N-CA-C	7.83	127.12	109.81
2	N5	279	GLN	N-CA-C	7.82	119.89	111.36
2	O5	271	ALA	N-CA-C	7.77	126.99	109.81
2	S6	271	ALA	CA-C-N	-7.75	110.16	119.84
2	S6	271	ALA	C-N-CA	-7.75	110.16	119.84
2	N3	281	TYR	N-CA-C	7.74	119.79	111.36
2	U6	271	ALA	N-CA-C	7.74	126.91	109.81
1	I4	182	VAL	N-CA-C	-7.72	105.03	111.91
2	G3	269	GLY	N-CA-C	-7.71	99.42	110.91
2	V1	271	ALA	N-CA-C	7.71	126.85	109.81
2	H3	271	ALA	N-CA-C	7.62	126.64	109.81
2	T0	271	ALA	N-CA-C	7.58	126.55	109.81
1	V4	182	VAL	N-CA-C	-7.54	105.20	112.29
1	W4	171	ILE	CA-C-N	7.50	135.18	120.94
1	W4	171	ILE	C-N-CA	7.50	135.18	120.94
2	R0	271	ALA	N-CA-C	7.49	126.35	109.81
2	A5	271	ALA	CA-C-N	-7.45	110.53	119.84
2	A5	271	ALA	C-N-CA	-7.45	110.53	119.84
2	J2	268	PRO	N-CA-C	7.42	122.84	111.57
2	C0	271	ALA	N-CA-C	7.33	126.01	109.81
2	V5	271	ALA	N-CA-C	7.27	125.87	109.81
2	D4	273	LEU	N-CA-C	7.19	120.81	110.10
1	S3	365	GLY	N-CA-C	-7.17	105.82	115.36
2	T4	271	ALA	N-CA-C	7.15	125.61	109.81
2	U4	267	MET	CA-C-N	-7.10	113.18	120.85
2	U4	267	MET	C-N-CA	-7.10	113.18	120.85
2	N5	284	LEU	N-CA-C	7.10	119.90	110.53
2	T2	271	ALA	N-CA-C	7.08	125.45	109.81
2	M1	271	ALA	N-CA-C	7.06	125.42	109.81
2	B0	267	MET	CA-C-N	-7.06	113.23	120.85
2	B0	267	MET	C-N-CA	-7.06	113.23	120.85
5	2H	120	PHE	CA-CB-CG	7.05	120.86	113.80

Continued on next page...

Continued from previous page...

Mol	Chain	Res	Type	Atoms	Z	Observed(^{o})	Ideal(^{o})
2	P5	271	ALA	N-CA-C	7.05	125.39	109.81
2	N5	271	ALA	N-CA-C	7.03	125.33	109.81
2	T6	271	ALA	N-CA-C	6.98	125.24	109.81
2	C2	271	ALA	N-CA-C	6.97	125.20	109.81
4	Y2	228	ASP	N-CA-CB	-6.95	98.75	110.49
2	F4	271	ALA	N-CA-C	6.92	125.11	109.81
2	H5	323	MET	N-CA-C	6.89	118.87	111.36
2	T2	269	GLY	N-CA-C	-6.89	100.65	110.91
2	R2	273	LEU	N-CA-C	6.88	120.21	110.23
2	I5	271	ALA	N-CA-C	6.87	124.99	109.81
2	S2	272	PRO	N-CA-C	-6.83	98.39	112.47
2	B2	271	ALA	N-CA-C	6.82	124.89	109.81
2	W5	271	ALA	N-CA-C	6.75	124.73	109.81
2	F2	267	MET	CA-C-N	-6.74	113.70	120.31
2	F2	267	MET	C-N-CA	-6.74	113.70	120.31
2	B0	271	ALA	N-CA-C	6.73	124.69	109.81
1	N6	280	LYS	N-CA-C	6.72	118.69	111.36
2	L1	271	ALA	N-CA-C	6.72	124.66	109.81
2	H5	271	ALA	N-CA-C	6.69	124.60	109.81
2	F2	271	ALA	N-CA-C	6.67	124.54	109.81
2	A1	271	ALA	N-CA-C	6.63	124.46	109.81
2	D4	270	PHE	CA-C-N	-6.60	116.23	122.37
2	D4	270	PHE	C-N-CA	-6.60	116.23	122.37
2	Q0	271	ALA	N-CA-C	6.60	124.39	109.81
2	N3	279	GLN	N-CA-C	6.58	118.45	111.28
1	N4	286	LEU	N-CA-C	6.55	119.38	110.35
2	E4	272	PRO	N-CA-C	-6.54	99.01	112.47
1	A4	182	VAL	N-CA-C	-6.53	106.15	112.29
2	A3	271	ALA	CA-C-N	-6.53	111.68	119.84
2	A3	271	ALA	C-N-CA	-6.53	111.68	119.84
2	F2	273	LEU	N-CA-C	6.50	119.83	109.24
1	J1	365	GLY	N-CA-C	-6.49	105.81	114.25
1	N4	279	GLU	N-CA-C	6.48	118.34	111.28
2	W1	271	ALA	N-CA-C	6.48	124.13	109.81
2	G1	271	ALA	N-CA-C	6.47	124.11	109.81
2	U2	267	MET	CA-C-N	-6.46	114.06	120.98
2	U2	267	MET	C-N-CA	-6.46	114.06	120.98
2	H3	180	VAL	N-CA-C	-6.40	106.22	111.91
2	G1	267	MET	CA-C-N	-6.37	114.21	120.52
2	G1	267	MET	C-N-CA	-6.37	114.21	120.52
1	N0	279	GLU	N-CA-C	6.34	118.28	111.36
2	G3	271	ALA	CA-C-N	-6.29	113.78	120.94

Continued on next page...

Continued from previous page...

Mol	Chain	Res	Type	Atoms	Z	Observed(^{o})	Ideal(^{o})
2	G3	271	ALA	C-N-CA	-6.29	113.78	120.94
2	U2	268	PRO	N-CA-C	6.25	120.46	110.40
1	Q5	110	ILE	N-CA-C	-6.23	107.42	113.53
2	N3	276	ARG	N-CA-C	6.22	119.34	111.69
2	N5	278	SER	N-CA-C	6.20	120.63	107.67
2	U2	271	ALA	CA-C-N	-6.18	112.11	119.84
2	U2	271	ALA	C-N-CA	-6.18	112.11	119.84
1	N2	279	GLU	N-CA-C	6.17	118.00	111.28
2	T2	271	ALA	CA-C-N	-6.16	113.86	121.00
2	T2	271	ALA	C-N-CA	-6.16	113.86	121.00
2	V1	271	ALA	CA-C-N	-6.14	113.94	120.94
2	V1	271	ALA	C-N-CA	-6.14	113.94	120.94
2	Q2	271	ALA	N-CA-C	6.13	123.36	109.81
2	K1	271	ALA	CA-C-N	-6.10	112.21	119.84
2	K1	271	ALA	C-N-CA	-6.10	112.21	119.84
2	K5	271	ALA	CA-C-N	-6.09	112.22	119.84
2	K5	271	ALA	C-N-CA	-6.09	112.22	119.84
5	3D	197	TYR	CB-CA-C	6.04	120.48	110.81
1	N0	281	ALA	N-CA-C	6.04	120.65	113.16
1	I6	87	PHE	N-CA-C	6.02	119.18	109.79
5	3D	197	TYR	N-CA-CB	-6.02	100.97	109.94
2	U6	271	ALA	CA-C-N	-5.99	114.11	120.94
2	U6	271	ALA	C-N-CA	-5.99	114.11	120.94
2	F0	271	ALA	CA-C-N	-5.96	112.39	119.84
2	F0	271	ALA	C-N-CA	-5.96	112.39	119.84
1	N2	182	VAL	N-CA-C	-5.96	106.69	112.29
2	R2	270	PHE	CA-C-N	-5.95	116.30	122.85
2	R2	270	PHE	C-N-CA	-5.95	116.30	122.85
2	F0	271	ALA	N-CA-C	5.92	122.90	109.81
2	F4	180	VAL	N-CA-C	-5.92	106.72	112.29
2	A1	270	PHE	N-CA-C	-5.92	100.15	109.50
5	2I	120	PHE	CA-CB-CG	5.90	119.70	113.80
2	D4	267	MET	CA-C-N	-5.89	114.48	120.85
2	D4	267	MET	C-N-CA	-5.89	114.48	120.85
2	T4	321	MET	N-CA-C	5.89	119.08	109.24
2	S2	273	LEU	N-CA-C	5.88	118.86	110.10
1	N2	280	LYS	N-CA-C	5.86	117.67	111.28
2	O1	271	ALA	CA-C-N	-5.86	114.26	120.94
2	O1	271	ALA	C-N-CA	-5.86	114.26	120.94
2	C2	271	ALA	CA-C-N	-5.85	112.53	119.84
2	C2	271	ALA	C-N-CA	-5.85	112.53	119.84
1	R3	364	PRO	CA-N-CD	-5.84	103.83	112.00

Continued on next page...

Continued from previous page...

Mol	Chain	Res	Type	Atoms	Z	Observed(^{o})	Ideal(^{o})
2	U2	271	ALA	N-CA-C	5.84	122.71	109.81
2	V3	271	ALA	N-CA-C	5.84	122.71	109.81
5	3E	197	TYR	CB-CA-C	5.84	120.48	110.79
1	N6	284	GLU	N-CA-C	5.81	118.59	108.76
2	P1	271	ALA	N-CA-C	5.80	122.63	109.81
2	T2	267	MET	CA-C-N	-5.80	114.78	120.52
2	T2	267	MET	C-N-CA	-5.80	114.78	120.52
1	U3	181	VAL	N-CA-C	-5.80	107.16	112.96
2	V5	271	ALA	CA-C-N	-5.79	114.35	120.94
2	V5	271	ALA	C-N-CA	-5.79	114.35	120.94
2	T0	271	ALA	CA-C-N	-5.78	114.30	121.00
2	T0	271	ALA	C-N-CA	-5.78	114.30	121.00
2	F6	271	ALA	N-CA-C	5.73	122.47	109.81
2	P5	271	ALA	CA-C-N	-5.69	112.73	119.84
2	P5	271	ALA	C-N-CA	-5.69	112.73	119.84
2	M3	267	MET	CA-C-N	-5.68	114.90	120.52
2	M3	267	MET	C-N-CA	-5.68	114.90	120.52
2	A5	270	PHE	N-CA-C	-5.67	100.89	109.85
2	G1	269	GLY	N-CA-C	-5.67	100.93	111.14
2	S2	267	MET	CA-C-N	-5.66	113.74	120.13
2	S2	267	MET	C-N-CA	-5.66	113.74	120.13
2	T6	267	MET	CA-C-N	-5.64	114.76	120.85
2	T6	267	MET	C-N-CA	-5.64	114.76	120.85
2	F0	268	PRO	N-CA-C	5.61	119.48	111.13
1	J1	74	VAL	N-CA-C	-5.56	108.43	113.71
1	A6	182	VAL	N-CA-C	-5.55	107.07	112.29
2	J6	273	LEU	N-CA-C	5.53	118.42	109.40
2	L1	268	PRO	N-CA-C	5.53	119.37	111.13
2	S6	267	MET	CA-C-N	-5.52	114.90	120.31
2	S6	267	MET	C-N-CA	-5.52	114.90	120.31
2	W1	267	MET	CA-C-N	-5.51	112.95	119.84
2	W1	267	MET	C-N-CA	-5.51	112.95	119.84
4	Y0	259	GLN	OE1-CD-NE2	-5.50	117.09	122.60
2	G3	121	ARG	CB-CG-CD	5.50	123.95	111.30
2	F4	267	MET	CA-C-N	-5.50	114.92	120.31
2	F4	267	MET	C-N-CA	-5.50	114.92	120.31
2	S2	270	PHE	CA-C-N	-5.50	116.81	122.85
2	S2	270	PHE	C-N-CA	-5.50	116.81	122.85
2	E2	267	MET	CB-CA-C	5.49	117.48	110.34
2	F0	267	MET	CA-C-N	-5.49	115.09	120.52
2	F0	267	MET	C-N-CA	-5.49	115.09	120.52
1	A2	364	PRO	CA-N-CD	-5.45	104.37	112.00

Continued on next page...

Continued from previous page...

Mol	Chain	Res	Type	Atoms	Z	Observed(^{o})	Ideal(^{o})
1	C1	364	PRO	CA-N-CD	-5.42	104.41	112.00
4	Y2	259	GLN	OE1-CD-NE2	-5.41	117.19	122.60
2	J6	283	ALA	N-CA-C	5.40	118.47	110.48
4	Y1	259	GLN	OE1-CD-NE2	-5.39	117.21	122.60
1	N6	279	GLU	N-CA-C	5.37	116.81	111.07
2	T0	267	MET	CA-C-N	-5.36	115.06	120.85
2	T0	267	MET	C-N-CA	-5.36	115.06	120.85
1	U5	182	VAL	N-CA-C	-5.35	107.26	112.29
1	A4	181	VAL	N-CA-C	-5.33	108.64	113.71
2	S4	271	ALA	CB-CA-C	-5.29	104.42	113.04
2	N1	271	ALA	N-CA-C	5.28	121.48	109.81
1	N0	276	ILE	N-CA-C	5.23	117.15	108.99
2	U0	271	ALA	N-CA-C	5.23	121.36	109.81
1	A0	182	VAL	N-CA-C	-5.22	107.38	112.29
2	E0	268	PRO	N-CA-C	5.22	120.48	111.77
1	D3	359	PRO	CA-N-CD	-5.21	104.71	112.00
2	K1	271	ALA	N-CA-C	5.20	121.30	109.81
2	G1	270	PHE	N-CA-C	-5.19	101.30	109.50
2	S0	273	LEU	N-CA-C	5.18	117.86	110.24
2	T4	267	MET	CA-C-N	-5.15	115.26	120.31
2	T4	267	MET	C-N-CA	-5.15	115.26	120.31
2	E4	273	LEU	N-CA-C	5.15	117.77	110.10
2	H5	357	PRO	CA-N-CD	-5.15	104.79	112.00
1	H2	182	VAL	N-CA-C	-5.13	107.46	112.29
2	B4	273	LEU	N-CA-C	5.13	117.88	110.28
1	R3	173	PRO	CA-N-CD	-5.12	104.83	112.00
2	M5	271	ALA	CA-C-N	-5.12	113.44	119.84
2	M5	271	ALA	C-N-CA	-5.12	113.44	119.84
1	U1	182	VAL	N-CA-C	-5.12	107.48	112.29
2	U6	267	MET	CA-C-N	-5.10	113.46	119.84
2	U6	267	MET	C-N-CA	-5.10	113.46	119.84
2	O3	271	ALA	CA-C-N	-5.07	115.12	121.00
2	O3	271	ALA	C-N-CA	-5.07	115.12	121.00
1	N4	284	GLU	N-CA-C	5.05	117.14	108.90
2	N3	286	VAL	CB-CA-C	-5.05	109.00	114.35
1	J1	364	PRO	CB-CA-C	5.04	117.97	111.56
2	E0	267	MET	CA-C-N	-5.02	115.19	120.66
2	E0	267	MET	C-N-CA	-5.02	115.19	120.66

There are no chirality outliers.

All (36) planarity outliers are listed below:

Mol	Chain	Res	Type	Group
5	1A	110	ARG	Sidechain
5	1B	112	ARG	Sidechain
5	1E	203	ARG	Sidechain
5	1F	112	ARG	Sidechain
5	1F	203	ARG	Sidechain
5	1G	112	ARG	Sidechain
5	1G	192	ILE	Peptide
5	2B	192	ILE	Peptide
5	2B	203	ARG	Sidechain
5	2C	112	ARG	Sidechain
5	2C	36	ARG	Sidechain
5	2D	192	ILE	Peptide
5	2E	112	ARG	Sidechain
5	2F	6	ARG	Sidechain
5	2G	112	ARG	Sidechain
5	2G	192	ILE	Peptide
5	2J	110	ARG	Sidechain
5	3C	112	ARG	Sidechain
5	3G	112	ARG	Sidechain
5	3G	192	ILE	Peptide
5	3G	6	ARG	Sidechain
5	3I	110	ARG	Sidechain
5	3J	110	ARG	Sidechain
5	4I	110	ARG	Sidechain
5	5A	112	ARG	Sidechain
5	5B	192	ILE	Peptide
5	5C	112	ARG	Sidechain
5	6A	112	ARG	Sidechain
5	6B	192	ILE	Peptide
5	6C	112	ARG	Sidechain
5	7A	112	ARG	Sidechain
5	7B	192	ILE	Peptide
5	7C	112	ARG	Sidechain
2	D2	276	ARG	Sidechain
2	D6	276	ARG	Sidechain
1	L6	121	ARG	Sidechain

5.2 Too-close contacts (i)

In the following table, the Non-H and H(model) columns list the number of non-hydrogen atoms and hydrogen atoms in the chain respectively. The H(added) column lists the number of hydrogen atoms added and optimized by MolProbity. The Clashes column lists the number of clashes within the asymmetric unit, whereas Symm-Clashes lists symmetry-related clashes.

Mol	Chain	Non-H	H(model)	H(added)	Clashes	Symm-Clashes
1	A0	3429	0	3340	108	0
1	A2	3429	0	3338	215	0
1	A4	3429	0	3340	222	0
1	A6	3429	0	3338	307	0
1	B1	3429	0	3339	157	0
1	B3	3383	0	3293	208	0
1	B5	3429	0	3340	165	0
1	C1	3383	0	3291	140	0
1	C3	3377	0	3289	206	0
1	C5	3429	0	3335	148	0
1	D1	3371	0	3282	123	0
1	D3	3371	0	3286	142	0
1	D5	3371	0	3285	128	0
1	E1	3423	0	3332	160	0
1	E3	3429	0	3340	138	0
1	E5	3423	0	3334	96	0
1	F1	3371	0	3286	177	0
1	F3	3371	0	3286	144	0
1	F5	3371	0	3285	124	0
1	G0	3379	0	3290	236	0
1	G2	3371	0	3282	144	0
1	G4	3385	0	3292	146	0
1	H0	3385	0	3292	264	0
1	H2	3385	0	3292	164	0
1	H4	3377	0	3289	175	0
1	I0	3429	0	3340	128	0
1	I2	3385	0	3295	150	0
1	I4	3429	0	3340	133	0
1	I6	3379	0	3290	99	0
1	J1	3371	0	3283	133	0
1	J3	3371	0	3285	220	0
1	J5	3377	0	3290	173	0
1	K0	3384	0	3300	117	0
1	K2	3392	0	3304	119	0
1	K4	3436	0	3347	176	0
1	L0	3397	0	3300	154	0
1	L2	3410	0	3316	144	0
1	L4	3390	0	3299	163	0
1	L6	3390	0	3300	116	0
1	M0	3390	0	3300	157	0
1	M2	3373	0	3280	125	0
1	M4	3390	0	3299	107	0
1	M6	3423	0	3333	78	0

Continued on next page...

Continued from previous page...

Mol	Chain	Non-H	H(model)	H(added)	Clashes	Symm-Clashes
1	N0	3429	0	3333	166	0
1	N2	3429	0	3336	236	0
1	N4	3429	0	3336	251	0
1	N6	3429	0	3338	199	0
1	O0	3445	0	3353	132	0
1	O2	3445	0	3355	234	0
1	O4	3429	0	3339	255	0
1	O6	3445	0	3355	243	0
1	P0	3445	0	3354	88	0
1	P2	3429	0	3339	196	0
1	P4	3436	0	3349	186	0
1	P6	3429	0	3338	225	0
1	Q1	3436	0	3347	170	0
1	Q3	3436	0	3345	281	0
1	Q5	3436	0	3349	201	0
1	R1	3429	0	3333	255	0
1	R3	3436	0	3349	258	0
1	R5	3436	0	3347	267	0
1	S1	3379	0	3290	251	0
1	S3	3379	0	3288	254	0
1	S5	3379	0	3287	279	0
1	T1	3379	0	3290	301	0
1	T3	3365	0	3281	294	0
1	T5	3379	0	3287	305	0
1	U1	3385	0	3291	227	0
1	U3	3379	0	3290	202	0
1	U5	3379	0	3290	295	0
1	V0	3429	0	3340	257	0
1	V2	3379	0	3290	233	0
1	V4	3429	0	3338	301	0
1	W0	3423	0	3335	169	0
1	W2	3371	0	3286	200	0
1	W4	3429	0	3340	199	0
1	W6	3379	0	3290	79	0
2	A1	3400	0	3275	101	0
2	A3	3400	0	3275	106	0
2	A5	3400	0	3275	113	0
2	B0	3356	0	3239	100	0
2	B2	3348	0	3236	112	0
2	B4	3373	0	3257	150	0
2	C0	3356	0	3238	135	0
2	C2	3348	0	3235	156	0

Continued on next page...

Continued from previous page...

Mol	Chain	Non-H	H(model)	H(added)	Clashes	Symm-Clashes
2	C4	3356	0	3237	170	0
2	D0	3348	0	3235	152	0
2	D2	3348	0	3236	148	0
2	D4	3348	0	3236	132	0
2	D6	3348	0	3235	92	0
2	E0	3348	0	3234	143	0
2	E2	3348	0	3236	138	0
2	E4	3348	0	3234	133	0
2	E6	3348	0	3234	158	0
2	F0	3348	0	3236	115	0
2	F2	3348	0	3235	117	0
2	F4	3348	0	3232	137	0
2	F6	3348	0	3235	148	0
2	G1	3348	0	3234	92	0
2	G3	3373	0	3257	147	0
2	G5	3348	0	3235	159	0
2	H1	3348	0	3234	100	0
2	H3	3361	0	3244	146	0
2	H5	3348	0	3236	168	0
2	I1	3348	0	3235	163	0
2	I3	3368	0	3249	172	0
2	I5	3348	0	3235	180	0
2	J0	3356	0	3240	64	0
2	J2	3348	0	3236	118	0
2	J4	3348	0	3234	166	0
2	J6	3348	0	3234	128	0
2	K1	3391	0	3269	132	0
2	K3	3391	0	3268	134	0
2	K5	3391	0	3265	168	0
2	L1	3348	0	3234	157	0
2	L3	3348	0	3236	190	0
2	L5	3348	0	3227	238	0
2	M1	3382	0	3262	119	0
2	M3	3348	0	3234	118	0
2	M5	3382	0	3262	74	0
2	N1	3361	0	3243	182	0
2	N3	3368	0	3251	207	0
2	N5	3361	0	3239	269	0
2	O1	3373	0	3254	178	0
2	O3	3391	0	3267	307	0
2	O5	3373	0	3251	336	0
2	P1	3348	0	3236	171	0

Continued on next page...

Continued from previous page...

Mol	Chain	Non-H	H(model)	H(added)	Clashes	Symm-Clashes
2	P3	3373	0	3256	248	0
2	P5	3368	0	3251	253	0
2	Q0	3348	0	3236	199	0
2	Q2	3368	0	3248	364	0
2	Q4	3356	0	3236	307	0
2	R0	3348	0	3236	247	0
2	R2	3361	0	3241	363	0
2	R4	3348	0	3233	394	0
2	R6	3356	0	3239	152	0
2	S0	3348	0	3235	235	0
2	S2	3348	0	3233	355	0
2	S4	3348	0	3233	313	0
2	S6	3348	0	3235	314	0
2	T0	3348	0	3234	257	0
2	T2	3348	0	3235	218	0
2	T4	3348	0	3235	251	0
2	T6	3348	0	3233	240	0
2	U0	3348	0	3234	161	0
2	U2	3356	0	3237	231	0
2	U4	3348	0	3235	247	0
2	U6	3356	0	3234	136	0
2	V1	3356	0	3240	308	0
2	V3	3348	0	3234	285	0
2	V5	3356	0	3238	167	0
2	W1	3348	0	3233	243	0
2	W3	3348	0	3230	230	0
2	W5	3356	0	3237	245	0
3	X0	1549	0	1577	75	0
3	X1	1549	0	1580	178	0
3	X2	1549	0	1581	177	0
3	X3	1549	0	1577	264	0
4	Y0	1151	0	1144	44	0
4	Y1	1151	0	1142	76	0
4	Y2	1151	0	1143	51	0
5	1A	1693	0	1667	66	0
5	1B	1693	0	1665	89	0
5	1C	1693	0	1664	99	0
5	1D	1693	0	1663	96	0
5	1E	1693	0	1665	92	0
5	1F	1693	0	1664	72	0
5	1G	1693	0	1661	123	0
5	2A	1693	0	1667	69	0

Continued on next page...

Continued from previous page...

Mol	Chain	Non-H	H(model)	H(added)	Clashes	Symm-Clashes
5	2B	1693	0	1666	91	0
5	2C	1693	0	1665	92	0
5	2D	1693	0	1665	75	0
5	2E	1693	0	1663	66	0
5	2F	1693	0	1664	67	0
5	2G	1693	0	1662	135	0
5	2H	1693	0	1667	76	0
5	2I	1693	0	1665	58	0
5	2J	1693	0	1667	94	0
5	3C	1693	0	1666	92	0
5	3D	1693	0	1665	118	0
5	3E	1693	0	1665	86	0
5	3F	1693	0	1663	66	0
5	3G	1693	0	1663	61	0
5	3H	1693	0	1667	90	0
5	3I	1693	0	1661	92	0
5	3J	1693	0	1667	72	0
5	4H	1693	0	1666	150	0
5	4I	1693	0	1663	124	0
5	4J	1693	0	1667	88	0
5	5A	1693	0	1664	108	0
5	5B	1693	0	1662	75	0
5	5C	1693	0	1663	63	0
5	5D	1693	0	1666	58	0
5	6A	1693	0	1665	103	0
5	6B	1693	0	1662	78	0
5	6C	1693	0	1663	81	0
5	6D	1693	0	1666	57	0
5	7A	1693	0	1664	125	0
5	7B	1693	0	1662	84	0
5	7C	1693	0	1663	67	0
5	7D	1693	0	1666	57	0
6	9A	1773	0	1833	394	0
6	9B	1773	0	1823	422	0
7	8A	549	0	577	31	0
7	8B	549	0	578	6	0
7	8C	549	0	576	35	0
8	A0	32	0	12	1	0
8	A2	32	0	12	0	0
8	A4	32	0	12	0	0
8	A6	32	0	12	0	0
8	B1	32	0	12	0	0

Continued on next page...

Continued from previous page...

Mol	Chain	Non-H	H(model)	H(added)	Clashes	Symm-Clashes
8	B3	32	0	12	0	0
8	B5	32	0	12	1	0
8	C1	32	0	12	0	0
8	C3	32	0	12	0	0
8	C5	32	0	12	1	0
8	D1	32	0	12	0	0
8	D3	32	0	12	2	0
8	D5	32	0	12	1	0
8	E1	32	0	12	1	0
8	E3	32	0	12	0	0
8	E5	32	0	12	0	0
8	F1	32	0	12	1	0
8	F3	32	0	12	0	0
8	F5	32	0	12	1	0
8	G0	32	0	12	2	0
8	G2	32	0	12	1	0
8	G4	32	0	12	1	0
8	H0	32	0	12	0	0
8	H2	32	0	12	0	0
8	H4	32	0	12	0	0
8	I0	32	0	12	1	0
8	I2	32	0	12	1	0
8	I4	32	0	12	0	0
8	I6	32	0	12	1	0
8	J1	32	0	12	1	0
8	J3	32	0	12	1	0
8	J5	32	0	12	1	0
8	K0	32	0	12	2	0
8	K2	32	0	12	1	0
8	K4	32	0	12	1	0
8	L0	32	0	12	0	0
8	L2	32	0	12	0	0
8	L4	32	0	12	0	0
8	L6	32	0	12	0	0
8	M0	32	0	12	0	0
8	M2	32	0	12	1	0
8	M4	32	0	12	1	0
8	M6	32	0	12	0	0
8	N0	32	0	12	8	0
8	N2	32	0	12	0	0
8	N4	32	0	12	15	0
8	N6	32	0	11	53	0

Continued on next page...

Continued from previous page...

Mol	Chain	Non-H	H(model)	H(added)	Clashes	Symm-Clashes
8	O0	32	0	12	8	0
8	O2	32	0	12	5	0
8	O4	32	0	12	23	0
8	O6	32	0	11	55	0
8	P0	32	0	11	9	0
8	P1	32	0	12	6	0
8	P4	32	0	12	24	0
8	P6	32	0	12	74	0
8	Q1	32	0	12	16	0
8	Q3	32	0	12	8	0
8	Q5	32	0	12	58	0
8	R1	32	0	12	21	0
8	R3	32	0	12	2	0
8	R5	32	0	12	41	0
8	S1	32	0	12	23	0
8	S3	32	0	12	11	0
8	S5	32	0	12	38	0
8	T1	32	0	12	7	0
8	T3	32	0	12	13	0
8	T5	32	0	12	45	0
8	U1	32	0	12	8	0
8	U3	32	0	12	7	0
8	U5	32	0	12	37	0
8	V0	32	0	12	9	0
8	V2	32	0	12	5	0
8	V4	32	0	12	8	0
8	W0	32	0	12	8	0
8	W2	32	0	12	6	0
8	W4	32	0	12	7	0
8	W6	32	0	12	20	0
9	A1	28	0	12	0	0
9	A3	28	0	12	0	0
9	A5	28	0	12	0	0
9	B0	28	0	12	0	0
9	B2	28	0	12	0	0
9	B4	28	0	12	0	0
9	C0	28	0	12	1	0
9	C2	28	0	12	0	0
9	C4	28	0	12	1	0
9	D0	28	0	12	0	0
9	D2	28	0	12	2	0
9	D4	28	0	12	2	0

Continued on next page...

Continued from previous page...

Mol	Chain	Non-H	H(model)	H(added)	Clashes	Symm-Clashes
9	D6	28	0	12	2	0
9	E0	28	0	12	0	0
9	E2	28	0	12	0	0
9	E4	28	0	12	0	0
9	E6	28	0	12	1	0
9	F0	28	0	12	1	0
9	F2	28	0	12	0	0
9	F4	28	0	12	3	0
9	F6	28	0	12	1	0
9	G1	28	0	12	2	0
9	G3	28	0	12	0	0
9	G5	28	0	12	0	0
9	H1	28	0	12	0	0
9	H3	28	0	12	0	0
9	H5	28	0	12	0	0
9	I1	28	0	12	0	0
9	I3	28	0	12	0	0
9	I5	28	0	12	0	0
9	J0	28	0	12	0	0
9	J2	28	0	12	0	0
9	J4	28	0	12	1	0
9	J6	28	0	12	0	0
9	K1	28	0	12	0	0
9	K3	28	0	12	0	0
9	K5	28	0	12	0	0
9	L1	28	0	12	1	0
9	L3	28	0	12	0	0
9	L5	28	0	12	0	0
9	M1	28	0	12	0	0
9	M3	28	0	12	0	0
9	M5	28	0	12	0	0
9	N1	28	0	12	2	0
9	N3	28	0	12	6	0
9	N5	28	0	11	29	0
9	O1	28	0	12	3	0
9	O3	28	0	12	1	0
9	O5	28	0	12	36	0
9	P1	28	0	12	3	0
9	P3	28	0	12	3	0
9	P5	28	0	12	23	0
9	Q0	28	0	12	4	0
9	Q2	28	0	12	1	0

Continued on next page...

Continued from previous page...

Mol	Chain	Non-H	H(model)	H(added)	Clashes	Symm-Clashes
9	Q4	28	0	12	23	0
9	R0	28	0	11	5	0
9	R2	28	0	12	9	0
9	R4	28	0	12	19	0
9	R6	28	0	11	28	0
9	S0	28	0	11	4	0
9	S2	28	0	12	8	0
9	S4	28	0	12	5	0
9	S6	28	0	12	52	0
9	T0	28	0	12	8	0
9	T2	28	0	12	8	0
9	T4	28	0	12	13	0
9	T6	28	0	12	41	0
9	U0	28	0	12	3	0
9	U2	28	0	12	1	0
9	U4	28	0	12	4	0
9	U6	28	0	12	9	0
9	V1	28	0	12	8	0
9	V3	28	0	12	3	0
9	V5	28	0	12	5	0
9	W1	28	0	12	6	0
9	W3	28	0	12	0	0
9	W5	28	0	12	8	0
All	All	607834	0	588343	21159	0

The all-atom clashscore is defined as the number of clashes found per 1000 atoms (including hydrogen atoms). The all-atom clashscore for this structure is 18.

All (21159) close contacts within the same asymmetric unit are listed below, sorted by their clash magnitude.

Atom-1	Atom-2	Interatomic distance (Å)	Clash overlap (Å)
1:H2:60:LYS:CE	1:I2:282:TYR:CZ	1.75	1.68
2:L5:86:ARG:HD2	2:M5:281:TYR:CB	1.20	1.67
1:T1:89:PRO:CG	1:U1:280:LYS:HD3	1.25	1.66
1:K4:60:LYS:HE2	1:L4:282:TYR:CE2	1.29	1.66
1:J3:29:GLY:CA	5:2G:196:VAL:HG21	1.27	1.65
1:S5:88:HIS:HA	1:T5:283:HIS:CD2	1.20	1.65
1:S3:90:GLU:CG	1:T3:280:LYS:HD3	1.21	1.65
1:H2:60:LYS:HE3	1:I2:282:TYR:CE2	1.28	1.64
2:S4:389:PHE:CE2	6:9A:433:LEU:CD1	1.76	1.64
1:T5:12:ALA:HB2	8:T5:501:GTP:C8	1.24	1.64

Continued on next page...

Continued from previous page...

Atom-1	Atom-2	Interatomic distance (Å)	Clash overlap (Å)
2:C2:86:ARG:CB	2:D2:281:TYR:HB2	1.25	1.63
2:K5:86:ARG:CZ	2:L5:282:ARG:HH11	1.10	1.63
2:S2:86:ARG:HG2	2:T2:281:TYR:CB	1.28	1.63
1:A6:400:ALA:CB	3:X3:52:THR:HG23	1.21	1.61
1:L2:88:HIS:CD2	1:M2:283:HIS:HB2	1.21	1.61
1:S3:60:LYS:HD2	1:T3:282:TYR:CD1	1.26	1.61
1:A4:56:THR:CA	1:B3:285:GLN:HB2	1.25	1.61
2:J4:320:ARG:HD3	5:1G:148:TYR:CZ	1.36	1.61
2:K5:60:VAL:CG1	2:L5:281:TYR:HA	1.15	1.61
1:T3:88:HIS:CE1	1:U3:280:LYS:HZ2	1.11	1.61
1:F1:88:HIS:CD2	1:G0:283:HIS:HB3	1.31	1.60
1:U5:60:LYS:HD3	1:V4:283:HIS:CD2	1.32	1.60
1:B5:89:PRO:CD	1:C5:280:LYS:HG2	1.24	1.60
1:A4:60:LYS:HE2	1:B3:283:HIS:CD2	1.33	1.59
2:E0:54:ALA:HA	2:F0:283:ALA:CA	1.24	1.59
2:U4:54:ALA:HA	2:V3:283:ALA:CB	1.29	1.59
1:U5:89:PRO:CB	1:V4:280:LYS:HE2	1.26	1.59
1:N6:60:LYS:HE3	1:O6:282:TYR:CG	1.29	1.59
2:Q0:84:ILE:C	2:R0:281:TYR:HE1	1.08	1.59
1:U5:89:PRO:HG2	1:V4:280:LYS:CE	1.32	1.59
2:L5:86:ARG:CZ	2:M5:281:TYR:HB2	1.23	1.59
2:V1:87:PRO:HD2	2:W1:278:SER:CB	1.33	1.59
1:C1:88:HIS:CD2	1:D1:284:GLU:HB2	1.30	1.58
1:K2:309:HIS:CE1	1:N2:282:TYR:HB3	1.35	1.58
2:Q2:392:LYS:NZ	6:9B:519:TRP:CD2	1.68	1.58
1:A4:89:PRO:HD2	1:B3:280:LYS:CE	1.22	1.58
2:Q2:87:PRO:HD2	2:R2:278:SER:CB	1.25	1.58
2:R4:390:ARG:HB3	6:9A:480:LYS:CE	1.31	1.58
2:H3:87:PRO:HD2	2:I3:278:SER:CB	1.28	1.57
2:I3:87:PRO:HB2	1:J3:280:LYS:CD	1.34	1.57
1:U5:60:LYS:HD2	1:V4:283:HIS:CA	1.28	1.57
2:A5:54:ALA:CA	2:B4:283:ALA:HB2	1.26	1.57
1:A4:89:PRO:CD	1:B3:280:LYS:HE2	1.34	1.57
2:R4:390:ARG:CB	6:9A:480:LYS:HE3	1.25	1.57
2:N5:87:PRO:CD	2:O5:278:SER:HB2	1.17	1.57
1:A6:283:HIS:CD2	1:M6:60:LYS:NZ	1.67	1.56
2:E6:58:LYS:NZ	2:F6:280:GLN:CB	1.67	1.56
1:H2:88:HIS:CD2	1:I2:284:GLU:HG2	1.37	1.56
5:1C:72:ALA:CB	5:1D:121:ARG:NH2	1.67	1.56
1:T3:32:PRO:CG	5:6A:200:ILE:HD11	1.33	1.56
1:K4:88:HIS:CD2	1:L4:284:GLU:HG3	1.05	1.56

Continued on next page...

Continued from previous page...

Atom-1	Atom-2	Interatomic distance (Å)	Clash overlap (Å)
1:A4:60:LYS:CE	1:B3:283:HIS:HD2	1.13	1.56
1:C5:89:PRO:CB	1:D5:280:LYS:HG3	1.17	1.56
2:R4:392:LYS:NZ	6:9A:473:PHE:CE1	1.72	1.56
1:U1:89:PRO:HB2	1:V0:280:LYS:CE	1.28	1.56
2:D0:54:ALA:HA	2:E0:283:ALA:CB	1.31	1.55
1:K4:60:LYS:HE2	1:L4:282:TYR:CZ	1.37	1.55
2:S2:406:MET:SD	6:9B:429:TYR:HA	1.46	1.55
1:U1:60:LYS:CD	1:V0:283:HIS:HA	1.25	1.55
1:C5:89:PRO:HB2	1:D5:280:LYS:CG	1.27	1.55
1:H2:60:LYS:HE3	1:I2:282:TYR:CZ	1.35	1.55
1:Q1:62:VAL:HG11	1:R1:283:HIS:CA	1.35	1.55
1:T1:89:PRO:HG2	1:U1:280:LYS:CD	1.21	1.55
2:K5:60:VAL:HG11	2:L5:281:TYR:CA	1.14	1.55
2:V5:87:PRO:HD2	2:W5:278:SER:CB	1.32	1.55
1:B3:89:PRO:CD	1:C3:280:LYS:HG2	1.10	1.55
1:N6:231:ILE:CD1	8:N6:501:GTP:N2	1.69	1.55
1:A4:56:THR:HG23	1:B3:285:GLN:CA	1.34	1.55
1:A6:400:ALA:HB1	3:X3:52:THR:CG2	1.32	1.55
5:1F:72:ALA:HB2	5:1G:121:ARG:CZ	1.36	1.55
1:E3:60:LYS:HD2	1:F3:282:TYR:CD1	1.40	1.54
2:I5:87:PRO:HB2	1:J5:280:LYS:CG	1.36	1.54
2:R4:405:GLU:CB	6:9A:469:ALA:HA	1.13	1.54
2:U4:55:THR:CG2	2:V3:284:LEU:HG	1.34	1.54
2:S2:390:ARG:HD3	6:9B:440:LEU:CD1	1.34	1.54
1:U1:89:PRO:CG	1:V0:280:LYS:HE3	1.34	1.54
1:G0:88:HIS:HD2	1:H0:284:GLU:CG	1.14	1.54
2:A5:54:ALA:C	2:B4:283:ALA:HB2	1.19	1.54
2:U4:54:ALA:CA	2:V3:283:ALA:HB2	1.29	1.54
2:U4:122:LYS:HG2	2:V3:291:GLN:CD	1.31	1.54
2:R4:405:GLU:CG	6:9A:469:ALA:CB	1.86	1.54
2:L5:1:MET:HE3	1:L6:72:PRO:CB	1.37	1.53
2:S2:386:THR:HG21	6:9B:440:LEU:CD2	1.11	1.53
2:J4:320:ARG:CZ	5:1G:143:LYS:HD2	1.33	1.53
1:I2:60:LYS:CE	2:J2:280:GLN:HB3	1.05	1.53
2:D6:54:ALA:HA	2:E6:283:ALA:CB	1.34	1.53
2:L5:1:MET:HE3	1:L6:72:PRO:CG	1.29	1.52
1:U3:325:PRO:HG2	2:U4:222:TYR:CE1	1.42	1.52
1:A0:284:GLU:CG	1:M0:88:HIS:NE2	1.71	1.52
1:C1:62:VAL:HG21	1:D1:283:HIS:C	1.17	1.52
1:E1:54:SER:CB	1:F1:285:GLN:HE22	1.23	1.52
2:N5:87:PRO:CG	2:O5:278:SER:HB2	1.10	1.52

Continued on next page...

Continued from previous page...

Atom-1	Atom-2	Interatomic distance (Å)	Clash overlap (Å)
2:V1:87:PRO:CD	2:W1:278:SER:HB2	1.39	1.52
1:H0:32:PRO:HG3	5:4H:200:ILE:CD1	1.36	1.52
1:A6:423:GLU:HB3	3:X3:104:ARG:CZ	1.12	1.52
1:B1:282:TYR:CD2	5:2B:9:ARG:NH2	1.74	1.52
1:B3:89:PRO:HD2	1:C3:280:LYS:CG	1.38	1.52
2:N5:87:PRO:CD	2:O5:278:SER:CB	1.86	1.52
2:R4:405:GLU:CD	6:9A:469:ALA:HB2	1.32	1.52
1:B5:89:PRO:HD2	1:C5:280:LYS:CG	1.08	1.51
2:G5:53:GLU:C	2:H5:283:ALA:HB2	1.30	1.51
2:I3:87:PRO:HB2	1:J3:280:LYS:CE	1.37	1.51
2:Q2:405:GLU:C	6:9B:515:ALA:HB2	1.24	1.51
1:G0:89:PRO:HD2	1:H0:280:LYS:CD	1.03	1.51
1:I4:86:LEU:O	2:J4:281:TYR:CE1	1.64	1.51
1:P6:231:ILE:HD11	8:P6:501:GTP:N2	1.23	1.51
1:U1:89:PRO:CB	1:V0:280:LYS:HE3	1.06	1.51
5:4I:89:LYS:NZ	5:4H:77:LYS:CD	1.68	1.51
2:S6:122:LYS:CB	2:T6:291:GLN:NE2	1.71	1.51
5:3H:77:LYS:CD	5:3I:89:LYS:NZ	1.68	1.51
1:A2:393:HIS:CE1	3:X1:30:ARG:CZ	1.94	1.50
1:G0:89:PRO:CD	1:H0:280:LYS:HD2	1.39	1.50
2:H3:87:PRO:CD	2:I3:278:SER:HB2	1.38	1.50
2:J6:406:MET:CG	2:N5:306:ARG:NH2	1.71	1.50
2:P3:404:ASP:CG	6:9B:554:LYS:HB3	1.32	1.50
2:S6:84:ILE:O	2:T6:281:TYR:CE1	1.63	1.50
2:I3:60:VAL:HG11	1:J3:283:HIS:C	1.33	1.50
2:K5:54:ALA:HA	2:L5:283:ALA:CA	1.29	1.50
1:N4:89:PRO:CG	1:O4:280:LYS:HG3	1.34	1.50
1:H0:88:HIS:CD2	1:I0:284:GLU:HB2	1.42	1.50
2:U4:58:LYS:NZ	2:V3:280:GLN:CB	1.75	1.50
2:U6:122:LYS:NZ	2:V5:295:ASP:CG	1.67	1.50
2:Q4:60:VAL:HG11	2:R4:281:TYR:C	1.35	1.50
2:V1:122:LYS:HA	2:W1:291:GLN:NE2	1.18	1.50
1:A4:56:THR:HA	1:B3:285:GLN:CG	1.36	1.50
2:N1:87:PRO:CD	2:O1:278:SER:HB2	1.34	1.50
2:E2:54:ALA:HA	2:F2:283:ALA:CB	1.38	1.49
1:E3:60:LYS:CD	1:F3:282:TYR:HD1	1.24	1.49
1:L2:88:HIS:HA	1:M2:283:HIS:CG	1.47	1.49
2:L5:86:ARG:CD	2:M5:281:TYR:CB	1.77	1.49
2:G5:54:ALA:HA	2:H5:283:ALA:CA	1.37	1.49
1:S3:62:VAL:HG21	1:T3:283:HIS:CA	1.37	1.49
2:S6:122:LYS:CG	2:T6:291:GLN:NE2	1.73	1.49

Continued on next page...

Continued from previous page...

Atom-1	Atom-2	Interatomic distance (Å)	Clash overlap (Å)
2:C2:86:ARG:CA	2:D2:281:TYR:HB2	1.40	1.49
2:U4:54:ALA:HA	2:V3:283:ALA:CA	1.36	1.49
1:C5:62:VAL:CG2	1:D5:283:HIS:C	1.84	1.48
1:G0:86:LEU:C	1:H0:283:HIS:HD2	1.14	1.48
5:2A:72:ALA:HB1	5:2B:121:ARG:CZ	1.43	1.48
1:A2:393:HIS:CE1	3:X1:30:ARG:NE	1.80	1.48
2:A5:55:THR:N	2:B4:283:ALA:HA	1.21	1.48
1:I2:89:PRO:HG2	2:J2:277:GLY:C	1.36	1.48
1:N6:60:LYS:CD	1:O6:282:TYR:HB3	1.39	1.48
2:A3:54:ALA:HA	2:B2:283:ALA:CB	1.41	1.48
1:C1:88:HIS:NE2	1:D1:284:GLU:HB2	1.24	1.48
2:N5:87:PRO:CG	2:O5:278:SER:CB	1.92	1.48
1:S5:62:VAL:HG21	1:T5:283:HIS:C	1.32	1.48
2:J2:406:MET:CE	2:N1:307:HIS:HE1	1.24	1.48
2:Q2:389:PHE:O	6:9B:519:TRP:CH2	1.66	1.48
2:G3:54:ALA:CB	2:H3:282:ARG:C	1.84	1.47
1:J3:29:GLY:C	5:2G:196:VAL:HG21	1.35	1.47
2:K5:54:ALA:CA	2:L5:283:ALA:HA	1.13	1.47
1:Q5:12:ALA:HB2	8:Q5:501:GTP:C8	1.48	1.47
2:T2:83:GLN:O	2:U2:281:TYR:CZ	1.63	1.47
2:K3:60:VAL:HG11	2:L3:281:TYR:CA	1.42	1.47
2:S2:390:ARG:CD	6:9B:440:LEU:HD12	1.42	1.47
5:1F:72:ALA:CB	5:1G:121:ARG:CZ	1.83	1.47
1:H0:87:PHE:O	1:I0:283:HIS:CD2	1.63	1.47
1:C1:88:HIS:CD2	1:D1:284:GLU:CB	1.98	1.47
1:S3:60:LYS:CD	1:T3:282:TYR:CD1	1.92	1.47
1:S3:90:GLU:HG3	1:T3:280:LYS:CD	1.43	1.47
1:F1:364:PRO:CB	5:4J:6:ARG:NH2	1.78	1.46
2:L5:86:ARG:CD	2:M5:281:TYR:HB3	1.01	1.46
1:R1:62:VAL:HG11	1:S1:283:HIS:CA	1.41	1.46
2:A5:54:ALA:C	2:B4:283:ALA:CB	1.87	1.46
1:H0:26:LEU:CD2	5:4H:197:TYR:HB2	1.42	1.46
1:H0:32:PRO:CG	5:4H:200:ILE:HD11	1.03	1.46
1:G0:86:LEU:C	1:H0:283:HIS:CD2	1.90	1.46
2:H1:87:PRO:HD2	2:I1:278:SER:CB	1.43	1.46
2:I3:87:PRO:CB	1:J3:280:LYS:HD2	1.42	1.46
2:I5:37:HIS:CD2	5:1G:20:THR:HG21	1.51	1.46
2:K3:87:PRO:CD	2:L3:278:SER:HA	1.43	1.46
5:3D:77:LYS:CE	5:3E:89:LYS:HZ1	1.28	1.46
1:P6:12:ALA:CB	8:P6:501:GTP:O2A	1.64	1.46
1:U1:56:THR:CG2	1:V0:285:GLN:HA	1.19	1.46

Continued on next page...

Continued from previous page...

Atom-1	Atom-2	Interatomic distance (Å)	Clash overlap (Å)
1:T3:88:HIS:CE1	1:U3:280:LYS:NZ	1.84	1.45
1:B3:128:GLN:NE2	1:C3:285:GLN:HB2	1.13	1.45
1:I2:60:LYS:HE3	2:J2:280:GLN:CB	0.99	1.45
1:I6:89:PRO:HD3	2:J6:281:TYR:CD1	1.51	1.45
1:N0:60:LYS:HD2	1:O0:282:TYR:CD1	1.52	1.45
1:U5:89:PRO:CG	1:V4:280:LYS:CE	1.80	1.45
1:F1:89:PRO:HD3	1:G0:283:HIS:CD2	1.51	1.45
2:K5:86:ARG:HH22	2:L5:282:ARG:CZ	1.26	1.45
1:P6:12:ALA:CB	8:P6:501:GTP:C8	1.99	1.45
2:S2:386:THR:CG2	6:9B:440:LEU:CD1	1.89	1.45
2:S6:53:GLU:O	2:T6:283:ALA:CB	1.63	1.45
2:J4:320:ARG:HD3	5:1G:148:TYR:CE1	1.50	1.45
2:Q4:386:THR:HG22	6:9A:522:LYS:CE	1.44	1.45
2:S4:389:PHE:HE2	6:9A:433:LEU:CD1	1.17	1.45
1:U5:60:LYS:CE	1:V4:282:TYR:HB3	1.47	1.45
2:A1:283:ALA:CB	2:M1:54:ALA:HA	1.47	1.45
2:B4:86:ARG:NH1	2:C4:282:ARG:HG2	1.26	1.45
1:G0:88:HIS:CD2	1:H0:284:GLU:OE2	1.66	1.45
1:H0:32:PRO:CG	5:4H:200:ILE:CD1	1.88	1.45
2:Q2:87:PRO:CG	2:R2:278:SER:OG	1.64	1.45
2:R6:122:LYS:HG3	2:S6:291:GLN:NE2	1.14	1.45
1:G0:60:LYS:HZ3	1:H0:283:HIS:N	0.95	1.44
1:I6:60:LYS:HE3	2:J6:280:GLN:CB	1.47	1.44
2:O3:80:PRO:HD3	4:Y1:205:ASN:CG	1.03	1.44
2:O3:389:PHE:HE2	6:9B:604:GLU:CB	1.28	1.44
2:O3:390:ARG:NH1	6:9B:612:LYS:CE	1.77	1.44
2:C2:320:ARG:NH2	5:1A:149:GLN:HA	1.31	1.44
2:K3:54:ALA:HA	2:L3:283:ALA:CB	1.46	1.44
2:O3:15:GLN:CB	4:Y1:204:MET:CE	1.92	1.44
2:Q4:409:THR:CG2	6:9A:515:ALA:HA	1.46	1.44
1:S5:62:VAL:CG2	1:T5:283:HIS:HA	0.96	1.44
1:U5:56:THR:HA	1:V4:285:GLN:CB	1.46	1.44
1:A4:56:THR:HA	1:B3:285:GLN:CB	0.96	1.44
2:C2:86:ARG:HB3	2:D2:281:TYR:CB	1.48	1.44
2:G5:84:ILE:HA	2:H5:281:TYR:CE1	1.52	1.44
2:K1:84:ILE:O	2:L1:281:TYR:CE1	1.71	1.44
2:L3:320:ARG:NH2	5:1E:149:GLN:HG2	1.33	1.44
1:Q1:85:GLN:O	1:R1:283:HIS:CE1	1.71	1.44
1:C3:62:VAL:HG11	1:D3:283:HIS:C	1.42	1.44
2:Q0:84:ILE:C	2:R0:281:TYR:CE1	1.92	1.44
1:Q1:60:LYS:CE	1:R1:282:TYR:HB3	1.45	1.44

Continued on next page...

Continued from previous page...

Atom-1	Atom-2	Interatomic distance (Å)	Clash overlap (Å)
2:T2:83:GLN:O	2:U2:281:TYR:CE2	1.71	1.44
5:2D:36:ARG:NH2	5:2E:121:ARG:HH12	0.94	1.44
1:N0:60:LYS:HD2	1:O0:282:TYR:CE1	1.50	1.44
2:S6:122:LYS:HB3	2:T6:291:GLN:NE2	1.23	1.44
5:2E:72:ALA:CA	5:2F:121:ARG:HH22	1.10	1.44
2:J4:406:MET:CE	2:N3:304:ASP:OD2	1.64	1.43
2:O5:144:GLY:CA	9:O5:501:GDP:O2B	1.64	1.43
2:U4:55:THR:HG21	2:V3:284:LEU:CG	0.96	1.43
1:A4:434:GLU:HG3	3:X2:100:ARG:CZ	0.99	1.43
1:K4:88:HIS:CD2	1:L4:284:GLU:CG	1.99	1.43
2:R6:86:ARG:HG3	2:S6:281:TYR:CB	1.43	1.43
1:U1:89:PRO:CB	1:V0:280:LYS:CE	1.86	1.43
2:D0:54:ALA:CA	2:E0:283:ALA:HB2	1.48	1.43
1:L0:89:PRO:HG2	1:M0:280:LYS:CG	1.46	1.43
2:L1:86:ARG:HA	2:M1:281:TYR:CD2	1.51	1.43
2:G5:54:ALA:CA	2:H5:283:ALA:HA	1.45	1.43
2:K3:87:PRO:HG2	2:L3:278:SER:N	1.20	1.43
1:K4:89:PRO:CG	1:L4:280:LYS:HG3	1.49	1.43
2:O5:405:GLU:CB	6:9A:597:LYS:HB3	1.32	1.43
1:T5:12:ALA:CB	8:T5:501:GTP:C8	2.00	1.43
2:A3:54:ALA:CA	2:B2:283:ALA:HB2	1.44	1.43
2:I3:84:ILE:O	1:J3:283:HIS:CD2	1.70	1.43
2:K3:85:PHE:O	2:L3:281:TYR:CE2	1.71	1.43
2:L5:86:ARG:NE	2:M5:281:TYR:HB2	1.32	1.43
1:A2:393:HIS:HE1	3:X1:30:ARG:NE	0.99	1.42
2:J6:54:ALA:CA	2:K5:283:ALA:HB2	1.48	1.42
1:N6:231:ILE:HD11	8:N6:501:GTP:C2	1.53	1.42
2:S4:386:THR:CG2	6:9A:440:LEU:HD11	1.49	1.42
2:U2:54:ALA:HA	2:V1:283:ALA:CB	1.46	1.42
2:A3:283:ALA:HB2	2:M3:54:ALA:CA	1.46	1.42
1:A6:60:LYS:NZ	1:B5:283:HIS:CG	1.88	1.42
1:C3:89:PRO:HB2	1:D3:280:LYS:CG	1.36	1.42
2:O3:15:GLN:HB3	4:Y1:204:MET:CE	1.48	1.42
2:S2:86:ARG:CG	2:T2:281:TYR:CB	1.96	1.42
1:S5:62:VAL:HG21	1:T5:283:HIS:CA	0.96	1.42
5:2A:72:ALA:CB	5:2B:121:ARG:CZ	1.95	1.42
2:A5:283:ALA:CB	2:M5:54:ALA:HA	1.48	1.42
1:J3:264:ARG:CZ	1:N2:339:ARG:NH2	1.80	1.42
1:N4:89:PRO:CB	1:O4:280:LYS:HG3	1.48	1.42
2:Q2:405:GLU:C	6:9B:515:ALA:CB	1.89	1.42
1:Q5:12:ALA:CB	8:Q5:501:GTP:C8	2.02	1.42

Continued on next page...

Continued from previous page...

Atom-1	Atom-2	Interatomic distance (Å)	Clash overlap (Å)
2:T6:86:ARG:NH1	2:U6:282:ARG:NH2	1.62	1.42
2:U4:55:THR:CG2	2:V3:284:LEU:CB	1.97	1.42
1:T5:37:PRO:CG	5:5A:199:ILE:HD11	1.47	1.42
1:U5:56:THR:CG2	1:V4:285:GLN:HA	1.44	1.42
5:6B:36:ARG:NH2	5:6C:121:ARG:HH12	0.94	1.42
2:R6:87:PRO:HD3	2:S6:281:TYR:CD2	1.53	1.42
2:S2:386:THR:CG2	6:9B:440:LEU:CD2	1.98	1.42
1:A6:283:HIS:HD2	1:M6:60:LYS:NZ	0.94	1.41
2:J4:320:ARG:NH1	5:1G:148:TYR:CE1	1.88	1.41
2:W5:122:LYS:NZ	3:X3:38:THR:HB	1.18	1.41
2:Q2:87:PRO:CD	2:R2:278:SER:OG	1.67	1.41
2:U4:55:THR:HG23	2:V3:284:LEU:N	1.33	1.41
1:A0:284:GLU:HG2	1:M0:88:HIS:NE2	1.11	1.41
1:A0:422:ARG:CZ	3:X0:55:SER:OG	1.65	1.41
2:A5:283:ALA:HB2	2:M5:54:ALA:CA	1.51	1.41
1:C3:90:GLU:HB2	1:D3:280:LYS:NZ	1.24	1.41
2:I3:87:PRO:CB	1:J3:280:LYS:CD	1.90	1.41
1:A4:56:THR:CA	1:B3:285:GLN:CB	1.87	1.41
1:A4:434:GLU:CG	3:X2:100:ARG:CZ	1.95	1.41
2:I3:87:PRO:CG	1:J3:280:LYS:HD2	1.48	1.41
1:K0:308:ARG:HD2	1:N0:283:HIS:CB	1.18	1.41
2:Q2:60:VAL:HG11	2:R2:281:TYR:CA	1.48	1.41
2:J4:320:ARG:CD	5:1G:148:TYR:OH	1.66	1.41
1:S5:88:HIS:ND1	1:T5:283:HIS:HB2	1.33	1.41
2:K5:58:LYS:CE	2:L5:280:GLN:O	1.65	1.40
1:N0:88:HIS:CD2	1:O0:284:GLU:HB2	1.53	1.40
2:Q2:58:LYS:HZ3	2:R2:280:GLN:CG	1.33	1.40
2:S6:10:GLY:CA	9:S6:501:GDP:O1B	1.69	1.40
5:2A:72:ALA:HB1	5:2B:121:ARG:NH2	1.31	1.40
2:H1:122:LYS:HD2	2:I1:291:GLN:CG	1.47	1.40
1:J3:420:GLU:HG3	1:N2:308:ARG:CD	1.51	1.40
1:K4:60:LYS:CE	1:L4:282:TYR:CE2	2.03	1.40
2:S2:60:VAL:HG11	2:T2:281:TYR:CA	1.51	1.40
2:S6:86:ARG:NH2	2:T6:282:ARG:HA	1.31	1.40
1:A4:283:HIS:CE1	1:M4:60:LYS:HZ1	1.37	1.40
2:B4:86:ARG:CZ	2:C4:282:ARG:HG2	1.51	1.40
2:C0:86:ARG:CZ	2:D0:281:TYR:O	1.67	1.40
2:Q2:389:PHE:C	6:9B:519:TRP:CZ3	1.97	1.40
2:U2:54:ALA:CA	2:V1:283:ALA:HB2	1.48	1.40
5:6C:72:ALA:CA	5:6D:121:ARG:HH22	1.10	1.40
5:5B:36:ARG:HH21	5:5C:121:ARG:NH1	1.12	1.40

Continued on next page...

Continued from previous page...

Atom-1	Atom-2	Interatomic distance (Å)	Clash overlap (Å)
2:O5:405:GLU:HB2	6:9A:597:LYS:CB	1.12	1.40
1:O6:12:ALA:HB1	8:O6:501:GTP:C8	1.54	1.40
2:P3:404:ASP:CG	6:9B:554:LYS:CB	1.95	1.40
2:Q2:53:GLU:O	2:R2:283:ALA:CB	1.68	1.40
2:Q4:53:GLU:O	2:R4:283:ALA:CB	1.69	1.40
2:U2:54:ALA:HA	2:V1:283:ALA:CA	1.52	1.40
1:L2:88:HIS:CD2	1:M2:283:HIS:CB	2.01	1.40
1:O2:88:HIS:NE2	1:P2:280:LYS:NZ	1.68	1.40
2:U2:83:GLN:O	2:V1:281:TYR:CE1	1.75	1.40
2:U4:122:LYS:HG2	2:V3:291:GLN:NE2	1.37	1.40
1:G0:88:HIS:CD2	1:H0:284:GLU:CG	2.06	1.39
1:K0:88:HIS:CD2	1:L0:283:HIS:HB2	1.57	1.39
1:L0:60:LYS:HD2	1:M0:282:TYR:CD1	1.55	1.39
1:L0:90:GLU:OE2	1:M0:280:LYS:CD	1.69	1.39
2:L1:55:THR:HG21	2:M1:284:LEU:CD1	1.51	1.39
1:N2:62:VAL:CG1	1:O2:283:HIS:O	1.70	1.39
2:Q2:87:PRO:CB	2:R2:278:SER:OG	1.68	1.39
1:S3:62:VAL:CG2	1:T3:283:HIS:HA	1.52	1.39
1:U5:56:THR:HA	1:V4:285:GLN:CG	1.48	1.39
2:V3:53:GLU:O	2:W3:283:ALA:CB	1.67	1.39
5:6A:77:LYS:HD2	5:6B:89:LYS:NZ	1.37	1.39
2:A1:283:ALA:HB2	2:M1:54:ALA:CA	1.50	1.39
2:O3:390:ARG:HH12	6:9B:612:LYS:CE	1.26	1.39
5:7A:77:LYS:HD2	5:7B:89:LYS:NZ	1.37	1.39
1:A4:56:THR:CG2	1:B3:285:GLN:HA	1.48	1.39
1:G0:128:GLN:CG	1:H0:290:GLU:OE2	1.69	1.39
2:G5:53:GLU:C	2:H5:283:ALA:CB	1.84	1.39
1:I4:60:LYS:NZ	2:J4:280:GLN:HB2	1.34	1.39
2:I5:37:HIS:NE2	5:1G:20:THR:HG21	1.08	1.39
1:K0:308:ARG:CD	1:N0:283:HIS:HB3	1.53	1.39
1:N6:231:ILE:CD1	8:N6:501:GTP:C2	2.03	1.39
2:U4:54:ALA:N	2:V3:283:ALA:HB2	1.35	1.39
2:W1:125:GLU:OE1	3:X1:17:ILE:CD1	1.68	1.39
1:A2:280:LYS:CG	1:M2:89:PRO:HG2	1.52	1.39
2:A5:54:ALA:CA	2:B4:283:ALA:CB	2.01	1.39
1:J3:264:ARG:NE	1:N2:339:ARG:NH2	1.70	1.39
1:N2:62:VAL:HG11	1:O2:283:HIS:C	1.45	1.39
2:O5:15:GLN:CG	4:Y2:204:MET:CE	1.99	1.39
5:2C:77:LYS:HD2	5:2D:89:LYS:NZ	1.37	1.39
5:2D:36:ARG:HH21	5:2E:121:ARG:NH1	1.12	1.39
5:5B:36:ARG:NH2	5:5C:121:ARG:HH12	0.94	1.39

Continued on next page...

Continued from previous page...

Atom-1	Atom-2	Interatomic distance (Å)	Clash overlap (Å)
2:K1:86:ARG:HG3	2:L1:281:TYR:CB	1.52	1.39
1:S3:62:VAL:HG21	1:T3:283:HIS:C	1.46	1.39
2:V1:122:LYS:CA	2:W1:291:GLN:NE2	1.86	1.39
5:3D:77:LYS:CD	5:3E:89:LYS:HZ1	1.33	1.39
5:7B:36:ARG:NH2	5:7C:121:ARG:HH12	0.94	1.39
1:A4:397:LEU:HD12	3:X2:30:ARG:NH2	1.37	1.38
2:E0:58:LYS:NZ	2:F0:280:GLN:HG3	1.35	1.38
2:N1:87:PRO:HD2	2:O1:278:SER:CB	1.51	1.38
1:N6:88:HIS:HE2	1:O6:284:GLU:CD	1.30	1.38
2:O5:405:GLU:CG	6:9A:597:LYS:HD3	1.52	1.38
1:T1:56:THR:HA	1:U1:285:GLN:CG	1.50	1.38
1:B1:89:PRO:CB	1:C1:280:LYS:HZ3	1.35	1.38
1:C1:62:VAL:CG2	1:D1:283:HIS:HA	1.50	1.38
2:E0:58:LYS:HZ3	2:F0:280:GLN:CG	1.36	1.38
1:H2:88:HIS:NE2	1:I2:284:GLU:CG	1.85	1.38
2:S0:86:ARG:HA	2:T0:281:TYR:CD1	1.56	1.38
1:S3:90:GLU:CD	1:T3:280:LYS:HD2	1.42	1.38
1:C5:62:VAL:CG2	1:D5:283:HIS:HA	1.50	1.38
1:G0:60:LYS:CD	1:H0:282:TYR:C	1.93	1.38
1:G2:56:THR:OG1	1:H2:285:GLN:CA	1.71	1.38
1:H4:89:PRO:HB2	1:I4:280:LYS:NZ	1.32	1.38
1:C5:62:VAL:CG2	1:D5:283:HIS:CA	1.99	1.38
2:D2:54:ALA:HA	2:E2:283:ALA:CB	1.54	1.38
2:Q2:392:LYS:NZ	6:9B:519:TRP:CG	1.91	1.38
1:Q5:90:GLU:OE2	1:R5:280:LYS:CE	1.66	1.38
1:S5:88:HIS:CA	1:T5:283:HIS:CD2	2.05	1.38
1:U5:89:PRO:CG	1:V4:280:LYS:HE2	0.91	1.38
5:3D:77:LYS:HD2	5:3E:89:LYS:NZ	1.35	1.38
5:6B:36:ARG:HH21	5:6C:121:ARG:NH1	1.12	1.38
2:O3:80:PRO:N	4:Y1:205:ASN:OD1	1.57	1.38
2:R4:392:LYS:CE	6:9A:473:PHE:HE1	1.35	1.38
5:7B:36:ARG:HH21	5:7C:121:ARG:NH1	1.12	1.38
5:5A:77:LYS:HD2	5:5B:89:LYS:NZ	1.37	1.38
1:V2:89:PRO:HD2	1:W2:280:LYS:CG	1.53	1.37
1:J3:264:ARG:NE	1:N2:339:ARG:HH22	0.93	1.37
2:K3:60:VAL:CG1	2:L3:281:TYR:HA	1.53	1.37
1:Q3:86:LEU:O	1:R3:283:HIS:CD2	1.75	1.37
2:T0:58:LYS:CE	2:U0:280:GLN:HG2	1.52	1.37
1:T3:128:GLN:NE2	1:U3:290:GLU:OE2	1.57	1.37
1:A6:60:LYS:NZ	1:B5:283:HIS:CD2	1.92	1.37
1:G0:86:LEU:CA	1:H0:283:HIS:CD2	2.01	1.37

Continued on next page...

Continued from previous page...

Atom-1	Atom-2	Interatomic distance (Å)	Clash overlap (Å)
2:H1:122:LYS:HG3	2:I1:291:GLN:CD	1.50	1.37
2:K1:84:ILE:C	2:L1:281:TYR:HE1	1.31	1.37
2:R4:406:MET:CE	6:9A:468:GLU:O	1.72	1.37
2:R6:54:ALA:HA	2:S6:283:ALA:CB	1.51	1.37
2:B0:87:PRO:CD	2:C0:278:SER:OG	1.68	1.37
1:E1:54:SER:C	1:F1:285:GLN:NE2	1.82	1.37
2:K5:122:LYS:O	2:L5:291:GLN:NE2	1.57	1.37
1:N0:59:GLY:HA2	4:Y0:230:ARG:NH1	1.10	1.37
1:P6:231:ILE:CD1	8:P6:501:GTP:HN21	1.38	1.37
2:Q2:392:LYS:HG2	6:9B:519:TRP:CZ2	1.58	1.37
1:S3:88:HIS:CE1	1:T3:280:LYS:CB	2.07	1.37
1:T3:32:PRO:HG2	5:6A:200:ILE:CD1	1.52	1.37
2:U4:54:ALA:CA	2:V3:283:ALA:CB	1.92	1.37
1:U5:60:LYS:CD	1:V4:283:HIS:HA	1.53	1.37
1:S3:88:HIS:HE1	1:T3:280:LYS:CB	1.38	1.37
1:S5:10:GLY:CA	8:S5:501:GTP:O1B	1.71	1.37
2:U4:55:THR:N	2:V3:283:ALA:HA	1.12	1.37
1:A2:285:GLN:CD	1:M2:55:GLU:O	1.64	1.36
2:A5:55:THR:N	2:B4:283:ALA:CA	1.87	1.36
2:K3:87:PRO:HD2	2:L3:278:SER:CA	1.55	1.36
1:L0:62:VAL:CG2	1:M0:283:HIS:O	1.72	1.36
1:Q1:62:VAL:HG11	1:R1:283:HIS:CB	1.53	1.36
1:A0:422:ARG:NE	3:X0:55:SER:OG	1.58	1.36
2:H3:58:LYS:NZ	2:I3:280:GLN:CG	1.84	1.36
2:K5:60:VAL:HG21	2:L5:281:TYR:O	1.24	1.36
2:W1:125:GLU:CB	3:X1:17:ILE:HG12	1.53	1.36
1:A2:422:ARG:CZ	3:X1:55:SER:CB	2.03	1.36
2:K3:85:PHE:O	2:L3:281:TYR:CZ	1.78	1.36
2:K3:87:PRO:HG2	2:L3:277:GLY:C	1.48	1.36
1:L0:89:PRO:CG	1:M0:280:LYS:HG2	1.51	1.36
2:P5:86:ARG:NH2	2:Q4:278:SER:OG	1.57	1.36
2:Q4:60:VAL:CG1	2:R4:281:TYR:HA	1.53	1.36
2:U4:54:ALA:HB1	2:V3:282:ARG:C	1.50	1.36
2:D6:54:ALA:CA	2:E6:283:ALA:HB2	1.56	1.36
2:J4:406:MET:HE1	2:N3:307:HIS:CE1	1.59	1.36
2:N3:125:GLU:CG	2:O3:291:GLN:OE1	1.71	1.36
2:Q2:405:GLU:HB3	6:9B:515:ALA:CB	1.52	1.36
1:E1:89:PRO:HG2	1:F1:280:LYS:CG	1.54	1.36
1:G0:89:PRO:CD	1:H0:280:LYS:CD	1.97	1.36
2:T6:10:GLY:HA3	9:T6:501:GDP:PB	1.64	1.36
1:A6:283:HIS:CD2	1:M6:60:LYS:CE	2.08	1.35

Continued on next page...

Continued from previous page...

Atom-1	Atom-2	Interatomic distance (Å)	Clash overlap (Å)
1:B1:54:SER:CB	1:C1:285:GLN:NE2	1.87	1.35
2:H5:87:PRO:HD2	2:I5:278:SER:CB	1.52	1.35
1:I6:60:LYS:CE	2:J6:280:GLN:HB3	1.53	1.35
1:O6:12:ALA:CB	8:O6:501:GTP:C8	2.09	1.35
2:W5:122:LYS:NZ	3:X3:38:THR:CB	1.87	1.35
2:I3:58:LYS:NZ	5:2G:13:ILE:HD13	1.37	1.35
1:U1:89:PRO:CD	1:V0:280:LYS:HG2	1.55	1.35
5:1C:36:ARG:HH21	5:1D:121:ARG:NH1	1.22	1.35
5:7C:72:ALA:CA	5:7D:121:ARG:HH22	1.10	1.35
1:C5:89:PRO:CB	1:D5:280:LYS:CG	1.89	1.35
2:I3:85:PHE:O	1:J3:283:HIS:CG	1.79	1.35
1:R3:364:PRO:HG3	5:6C:197:TYR:CD1	1.60	1.35
1:B5:89:PRO:CD	1:C5:280:LYS:CG	1.86	1.35
2:I1:60:VAL:CG1	1:J1:283:HIS:HA	1.55	1.35
1:I6:89:PRO:HG2	2:J6:278:SER:N	1.42	1.35
2:K5:83:GLN:C	2:L5:281:TYR:OH	1.70	1.35
1:A6:60:LYS:HZ1	1:B5:283:HIS:CD2	1.43	1.35
2:I5:87:PRO:CB	1:J5:280:LYS:HG2	1.57	1.35
2:R0:122:LYS:HG3	2:S0:291:GLN:CD	1.51	1.35
1:R3:364:PRO:HB3	5:6C:197:TYR:CD1	1.62	1.35
1:R5:54:SER:CB	1:S5:285:GLN:NE2	1.88	1.35
1:S5:89:PRO:HG2	1:T5:280:LYS:CG	1.55	1.35
1:T3:88:HIS:NE2	1:U3:280:LYS:NZ	1.71	1.35
1:U1:56:THR:OG1	1:V0:285:GLN:N	1.60	1.35
2:U6:83:GLN:O	2:V5:281:TYR:CZ	1.77	1.35
1:A2:280:LYS:HG2	1:M2:89:PRO:CG	1.53	1.34
1:K4:88:HIS:NE2	1:L4:284:GLU:HG3	1.36	1.34
2:L5:347:ASN:ND2	1:L6:176:GLN:O	1.58	1.34
2:O3:390:ARG:NH1	6:9B:612:LYS:HE2	1.35	1.34
1:S1:62:VAL:HG21	1:T1:283:HIS:CA	1.56	1.34
2:S2:390:ARG:NH1	6:9B:440:LEU:HG	1.40	1.34
1:T5:56:THR:HA	1:U5:285:GLN:CG	1.57	1.34
1:V4:89:PRO:CD	1:W4:280:LYS:HG2	1.57	1.34
1:B1:89:PRO:CD	1:C1:280:LYS:HG2	1.57	1.34
2:G5:83:GLN:O	2:H5:281:TYR:CZ	1.78	1.34
2:J2:122:LYS:HG3	2:K1:291:GLN:NE2	1.33	1.34
2:R4:405:GLU:HB2	6:9A:469:ALA:CB	1.57	1.34
1:R5:231:ILE:CD1	8:R5:501:GTP:HN21	1.36	1.34
1:S1:88:HIS:CD2	1:T1:283:HIS:HB2	1.61	1.34
1:U5:89:PRO:CB	1:V4:280:LYS:CE	1.99	1.34
1:U5:89:PRO:HB2	1:V4:280:LYS:NZ	1.40	1.34

Continued on next page...

Continued from previous page...

Atom-1	Atom-2	Interatomic distance (Å)	Clash overlap (Å)
2:W3:122:LYS:HE2	3:X2:38:THR:CB	1.46	1.34
1:B1:89:PRO:CB	1:C1:280:LYS:NZ	1.87	1.34
2:C0:86:ARG:CB	2:D0:281:TYR:HB2	1.55	1.34
1:C3:88:HIS:CD2	1:D3:284:GLU:HB2	1.61	1.34
2:H1:122:LYS:CD	2:I1:291:GLN:HG3	1.54	1.34
2:O5:86:ARG:NH2	2:P5:278:SER:OG	1.60	1.34
1:R5:54:SER:HB3	1:S5:285:GLN:NE2	1.04	1.34
1:S3:90:GLU:CD	1:T3:280:LYS:CD	2.00	1.34
1:T3:128:GLN:NE2	1:U3:290:GLU:CD	1.84	1.34
2:U4:58:LYS:NZ	2:V3:280:GLN:HB3	1.06	1.34
5:3D:36:ARG:NH2	5:3E:121:ARG:HH12	1.22	1.34
1:H2:60:LYS:HE2	1:I2:282:TYR:CZ	1.47	1.34
2:L3:87:PRO:HD3	2:M3:281:TYR:CD2	1.60	1.34
2:L5:1:MET:CE	1:L6:72:PRO:HB2	1.56	1.34
5:1C:72:ALA:HB3	5:1D:121:ARG:NH2	1.18	1.34
2:A3:283:ALA:CB	2:M3:54:ALA:HA	1.56	1.34
2:C2:77:ARG:NH1	2:D2:281:TYR:OH	1.61	1.34
1:L0:89:PRO:CD	1:M0:280:LYS:HG2	1.58	1.34
2:S4:389:PHE:CZ	6:9A:433:LEU:HD11	1.62	1.34
1:T3:56:THR:HA	1:U3:285:GLN:CG	1.55	1.34
1:U1:60:LYS:HD2	1:V0:283:HIS:CA	1.55	1.34
1:V2:124:LYS:HG2	1:W2:290:GLU:OE2	1.17	1.34
5:5C:72:ALA:CA	5:5D:121:ARG:HH22	1.10	1.34
2:A3:55:THR:N	2:B2:283:ALA:HA	1.39	1.33
1:H0:88:HIS:CD2	1:I0:284:GLU:CB	2.11	1.33
2:R4:405:GLU:HB2	6:9A:469:ALA:CA	0.86	1.33
2:T6:12:CYS:SG	9:T6:501:GDP:C4	2.21	1.33
2:E0:54:ALA:HA	2:F0:283:ALA:CB	1.57	1.33
1:E5:62:VAL:HG21	1:F5:283:HIS:C	1.49	1.33
1:H0:62:VAL:HG21	1:I0:283:HIS:O	1.19	1.33
1:I0:85:GLN:C	2:J0:281:TYR:OH	1.70	1.33
2:I5:87:PRO:CB	1:J5:280:LYS:CG	2.04	1.33
2:N5:84:ILE:C	2:O5:281:TYR:HE1	1.34	1.33
1:Q5:10:GLY:HA3	8:Q5:501:GTP:O1B	1.22	1.33
5:1B:77:LYS:CD	5:1C:89:LYS:HZ1	1.41	1.33
5:3H:77:LYS:HD3	5:3I:89:LYS:NZ	1.00	1.33
1:A4:434:GLU:HG3	3:X2:100:ARG:NH2	1.43	1.33
2:I1:87:PRO:HB2	1:J1:280:LYS:CD	1.56	1.33
2:J6:54:ALA:HA	2:K5:283:ALA:CB	1.57	1.33
2:K3:87:PRO:HB2	2:L3:278:SER:OG	1.24	1.33
2:N5:87:PRO:HG2	2:O5:278:SER:CB	1.50	1.33

Continued on next page...

Continued from previous page...

Atom-1	Atom-2	Interatomic distance (Å)	Clash overlap (Å)
2:P3:404:ASP:OD2	6:9B:554:LYS:CA	1.76	1.33
2:U6:83:GLN:O	2:V5:281:TYR:CE1	1.79	1.33
5:4I:89:LYS:NZ	5:4H:77:LYS:HD3	1.00	1.33
2:K1:320:ARG:NH2	5:2F:148:TYR:CE1	1.94	1.33
2:L5:323:MET:HB2	1:L6:222:PRO:O	1.27	1.33
1:N4:89:PRO:HD2	1:O4:280:LYS:CG	1.56	1.33
1:R3:364:PRO:CB	5:6C:197:TYR:CD1	2.11	1.33
1:U5:12:ALA:HB2	8:U5:501:GTP:O2A	1.25	1.33
2:W5:122:LYS:HA	3:X3:45:LEU:CD1	1.58	1.33
2:L1:86:ARG:HA	2:M1:281:TYR:CG	1.62	1.33
1:T1:60:LYS:HD3	1:U1:282:TYR:O	1.23	1.33
1:V0:85:GLN:O	1:W0:283:HIS:NE2	1.62	1.33
2:L3:86:ARG:CZ	2:M3:281:TYR:O	1.77	1.32
2:O5:15:GLN:HG2	4:Y2:204:MET:CE	1.55	1.32
2:S2:390:ARG:NH1	6:9B:440:LEU:CG	1.89	1.32
1:A6:423:GLU:OE1	3:X3:104:ARG:NH1	1.58	1.32
1:A6:434:GLU:OE1	3:X3:100:ARG:CB	1.77	1.32
1:K4:60:LYS:CE	1:L4:282:TYR:CD2	2.12	1.32
2:R2:122:LYS:CE	2:S2:292:GLN:HE21	1.41	1.32
1:R3:364:PRO:CG	5:6C:197:TYR:CD1	2.12	1.32
2:R4:390:ARG:NH1	6:9A:476:TRP:HA	1.41	1.32
2:S2:86:ARG:CG	2:T2:281:TYR:HB2	1.53	1.32
1:S3:88:HIS:CD2	1:T3:283:HIS:HB2	1.62	1.32
1:A6:423:GLU:CB	3:X3:104:ARG:CZ	2.05	1.32
1:B5:62:VAL:HG21	1:C5:283:HIS:O	1.15	1.32
1:C5:62:VAL:CG2	1:D5:283:HIS:O	1.73	1.32
2:G5:125:GLU:HG3	2:H5:336:LYS:NZ	1.42	1.32
1:I6:89:PRO:HG2	2:J6:277:GLY:C	1.53	1.32
2:T0:58:LYS:HE2	2:U0:280:GLN:CG	1.59	1.32
2:F2:86:ARG:CG	2:G1:281:TYR:HB3	1.60	1.32
1:G0:60:LYS:CE	1:H0:283:HIS:HA	1.55	1.32
1:I6:87:PHE:O	2:J6:281:TYR:CD1	1.83	1.32
1:L2:60:LYS:HD2	1:M2:282:TYR:CD1	1.37	1.32
1:A4:60:LYS:CE	1:B3:283:HIS:CD2	1.94	1.32
1:A6:420:GLU:CD	3:X3:109:GLN:HG3	1.54	1.32
1:A6:430:LYS:NZ	3:X3:153:ARG:HD3	1.45	1.32
2:E2:54:ALA:HA	2:F2:283:ALA:CA	1.58	1.32
1:J3:364:PRO:CA	5:2G:197:TYR:OH	1.77	1.32
2:L3:86:ARG:HG3	2:M3:281:TYR:CB	1.26	1.32
2:Q4:60:VAL:HG11	2:R4:281:TYR:CA	1.58	1.32
1:R3:62:VAL:CG2	1:S3:283:HIS:O	1.75	1.32

Continued on next page...

Continued from previous page...

Atom-1	Atom-2	Interatomic distance (Å)	Clash overlap (Å)
2:R4:405:GLU:OE1	6:9A:469:ALA:HB2	1.17	1.32
2:S6:60:VAL:HG11	2:T6:281:TYR:CA	1.58	1.32
2:U2:55:THR:HG23	2:V1:284:LEU:N	1.43	1.32
2:D0:86:ARG:NH1	2:E0:282:ARG:HD2	1.41	1.31
1:K4:85:GLN:O	1:L4:282:TYR:CE2	1.82	1.31
2:Q2:87:PRO:CD	2:R2:278:SER:CB	2.07	1.31
5:2B:74:VAL:HG21	5:2C:110:ARG:CG	1.60	1.31
2:C4:86:ARG:NH2	2:D4:282:ARG:HA	1.41	1.31
2:E0:54:ALA:CA	2:F0:283:ALA:HA	1.58	1.31
1:H2:88:HIS:CD2	1:I2:284:GLU:CG	2.10	1.31
1:L2:60:LYS:HD2	1:M2:282:TYR:CE1	1.41	1.31
2:L3:86:ARG:CG	2:M3:281:TYR:HB2	1.21	1.31
1:N4:89:PRO:CD	1:O4:280:LYS:CG	2.08	1.31
1:Q1:325:PRO:HB2	2:Q2:208:TYR:OH	1.16	1.31
2:R4:86:ARG:HH12	2:S4:282:ARG:CG	1.43	1.31
2:R4:405:GLU:CG	6:9A:469:ALA:HB2	1.52	1.31
2:R6:204:ASN:ND2	9:R6:501:GDP:O2'	1.59	1.31
2:T2:58:LYS:HD2	2:U2:280:GLN:O	1.21	1.31
2:U2:83:GLN:O	2:V1:281:TYR:CZ	1.83	1.31
1:U5:123:ARG:HD2	1:V4:338:LYS:NZ	1.46	1.31
1:G0:88:HIS:CD2	1:H0:284:GLU:CD	2.09	1.31
2:I1:60:VAL:HG11	1:J1:283:HIS:CA	1.60	1.31
2:J4:406:MET:HE3	2:N3:304:ASP:CG	1.53	1.31
2:Q2:389:PHE:CZ	6:9B:519:TRP:NE1	1.97	1.31
1:U5:56:THR:HG23	1:V4:285:GLN:CA	1.59	1.31
2:A3:54:ALA:HA	2:B2:283:ALA:CA	1.59	1.31
1:C5:62:VAL:HG21	1:D5:283:HIS:C	0.90	1.31
2:K3:54:ALA:CA	2:L3:283:ALA:HB2	1.59	1.31
2:L1:84:ILE:O	2:M1:281:TYR:CE1	1.81	1.31
2:W5:122:LYS:CA	3:X3:45:LEU:HD11	1.57	1.31
1:A6:290:GLU:OE2	1:M6:128:GLN:NE2	1.59	1.31
2:D2:122:LYS:HG3	2:E2:291:GLN:CD	1.53	1.31
2:E0:58:LYS:NZ	2:F0:280:GLN:CG	1.92	1.31
2:I5:83:GLN:O	1:J5:283:HIS:NE2	1.63	1.31
1:S5:60:LYS:HD2	1:T5:282:TYR:CD1	1.29	1.31
2:T0:84:ILE:O	2:U0:281:TYR:CD1	1.83	1.31
2:V1:53:GLU:O	2:W1:283:ALA:HB2	1.16	1.31
5:3D:36:ARG:HH21	5:3E:121:ARG:NH1	1.27	1.31
2:C0:86:ARG:NH2	2:D0:282:ARG:HA	1.45	1.30
2:I3:60:VAL:HG11	1:J3:283:HIS:O	1.18	1.30
1:J1:420:GLU:CD	1:N0:308:ARG:NH1	1.88	1.30

Continued on next page...

Continued from previous page...

Atom-1	Atom-2	Interatomic distance (Å)	Clash overlap (Å)
2:K3:87:PRO:HD2	2:L3:278:SER:CB	1.61	1.30
2:U2:58:LYS:HD3	2:V1:280:GLN:O	1.20	1.30
1:V4:90:GLU:HB2	1:W4:280:LYS:NZ	1.44	1.30
2:D4:54:ALA:HA	2:E4:283:ALA:CB	1.61	1.30
1:E3:60:LYS:CE	1:F3:282:TYR:CD1	2.14	1.30
2:F2:86:ARG:HG2	2:G1:281:TYR:CB	1.60	1.30
2:J2:406:MET:CE	2:N1:307:HIS:CE1	2.14	1.30
1:Q1:62:VAL:CG1	1:R1:283:HIS:CA	2.06	1.30
2:S2:390:ARG:NH1	6:9B:440:LEU:CD1	1.92	1.30
2:S2:405:GLU:OE1	6:9B:433:LEU:HD12	1.24	1.30
1:A6:423:GLU:HB3	3:X3:104:ARG:NE	1.42	1.30
1:E5:62:VAL:HG21	1:F5:283:HIS:CA	1.59	1.30
2:H5:85:PHE:O	2:I5:281:TYR:CD2	1.85	1.30
1:K0:308:ARG:CD	1:N0:283:HIS:CB	2.02	1.30
2:R6:54:ALA:CA	2:S6:283:ALA:HB2	1.60	1.30
2:U4:54:ALA:CA	2:V3:283:ALA:CA	2.05	1.30
1:B1:89:PRO:HB2	1:C1:280:LYS:NZ	0.98	1.30
1:B5:62:VAL:CG2	1:C5:283:HIS:O	1.76	1.30
1:D1:62:VAL:HG21	1:E1:283:HIS:O	1.16	1.30
1:G0:60:LYS:NZ	1:H0:283:HIS:N	1.79	1.30
2:G1:58:LYS:NZ	2:H1:280:GLN:O	1.64	1.30
2:G5:54:ALA:HB1	2:H5:282:ARG:O	1.29	1.30
1:J3:364:PRO:HA	5:2G:197:TYR:OH	1.29	1.30
1:K4:88:HIS:NE2	1:L4:284:GLU:CG	1.91	1.30
2:O3:389:PHE:CE2	6:9B:604:GLU:HB3	1.65	1.30
2:Q4:386:THR:CG2	6:9A:522:LYS:HE2	1.59	1.30
5:1C:36:ARG:NH2	5:1D:121:ARG:HH12	1.27	1.30
1:C3:90:GLU:CB	1:D3:280:LYS:NZ	1.95	1.29
2:I1:84:ILE:C	1:J1:283:HIS:ND1	1.90	1.29
2:S2:390:ARG:CZ	6:9B:440:LEU:HB2	1.60	1.29
2:S4:389:PHE:CE2	6:9A:433:LEU:HD11	1.50	1.29
1:B3:128:GLN:NE2	1:C3:285:GLN:CB	1.92	1.29
2:C0:86:ARG:HB2	2:D0:281:TYR:CB	1.61	1.29
1:C1:62:VAL:CG2	1:D1:283:HIS:C	2.03	1.29
1:I4:60:LYS:NZ	2:J4:280:GLN:CB	1.95	1.29
1:W4:117:LEU:HD13	3:X2:6:PHE:CB	1.62	1.29
2:L1:87:PRO:HD3	2:M1:281:TYR:CD2	1.65	1.29
1:S3:60:LYS:CD	1:T3:282:TYR:CE1	1.87	1.29
2:S4:60:VAL:HG21	2:T4:281:TYR:O	1.29	1.29
1:T5:365:GLY:O	5:5A:146:PRO:HB3	1.32	1.29
1:C3:62:VAL:HG13	1:D3:283:HIS:CA	1.63	1.29

Continued on next page...

Continued from previous page...

Atom-1	Atom-2	Interatomic distance (Å)	Clash overlap (Å)
2:I1:60:VAL:HG21	1:J1:283:HIS:O	1.23	1.29
2:K5:55:THR:HG21	2:L5:284:LEU:CD1	1.62	1.29
2:Q0:84:ILE:O	2:R0:281:TYR:CE1	1.77	1.29
2:T0:143:THR:HB	9:T0:501:GDP:O2B	1.23	1.29
1:T3:89:PRO:CD	1:U3:280:LYS:HG2	1.61	1.29
1:U1:89:PRO:CG	1:V0:280:LYS:CE	2.08	1.29
2:U4:55:THR:HG21	2:V3:284:LEU:CB	1.58	1.29
2:U4:58:LYS:HZ1	2:V3:280:GLN:CB	1.31	1.29
2:P3:404:ASP:OD2	6:9B:554:LYS:HA	1.12	1.29
2:Q2:405:GLU:CB	6:9B:515:ALA:CB	2.11	1.29
1:T3:127:ASP:OD1	1:U3:293:ASN:ND2	1.66	1.29
1:A0:400:ALA:HB1	3:X0:52:THR:OG1	1.28	1.28
1:A6:280:LYS:HG2	1:M6:89:PRO:CG	1.63	1.28
1:E1:89:PRO:CG	1:F1:280:LYS:HG2	1.60	1.28
2:E4:56:GLY:HA2	5:2J:154:SER:N	1.42	1.28
2:K1:84:ILE:O	2:L1:281:TYR:HE1	1.03	1.28
2:K3:60:VAL:HG21	2:L3:281:TYR:O	1.29	1.28
2:L5:86:ARG:NE	2:M5:281:TYR:CB	1.87	1.28
2:L5:324:LYS:N	1:L6:221:ARG:HA	1.47	1.28
2:N1:60:VAL:HG11	2:O1:281:TYR:CA	1.60	1.28
1:R3:128:GLN:CG	1:S3:290:GLU:OE2	1.80	1.28
2:S2:386:THR:HG22	6:9B:440:LEU:CD1	1.51	1.28
2:S6:226:ASN:OD1	9:S6:501:GDP:C6	1.86	1.28
1:A2:422:ARG:CZ	3:X1:55:SER:HB2	1.60	1.28
1:G2:56:THR:OG1	1:H2:285:GLN:HA	1.12	1.28
1:K0:88:HIS:CD2	1:L0:283:HIS:CB	2.14	1.28
2:K5:55:THR:CG2	2:L5:284:LEU:CD1	2.11	1.28
2:N3:87:PRO:HD2	2:O3:278:SER:CB	1.60	1.28
2:O3:389:PHE:CE2	6:9B:604:GLU:CB	2.17	1.28
1:S3:87:PHE:C	1:T3:283:HIS:NE2	1.91	1.28
2:S6:60:VAL:CG1	2:T6:281:TYR:HA	1.61	1.28
1:T1:124:LYS:CD	1:U1:297:GLU:OE2	1.79	1.28
5:2B:74:VAL:CG2	5:2C:110:ARG:HG3	1.61	1.28
1:C3:62:VAL:CG1	1:D3:283:HIS:C	2.05	1.28
1:C3:62:VAL:HG22	1:D3:282:TYR:O	1.15	1.28
2:L5:347:ASN:ND2	1:L6:176:GLN:C	1.91	1.28
2:R0:58:LYS:NZ	2:S0:280:GLN:HB2	1.48	1.28
1:S5:60:LYS:HD2	1:T5:282:TYR:CE1	1.27	1.28
1:U1:56:THR:HG23	1:V0:285:GLN:CA	1.29	1.28
2:V1:122:LYS:HA	2:W1:291:GLN:CD	1.12	1.28
1:V2:60:LYS:HE2	1:W2:283:HIS:CD2	1.67	1.28

Continued on next page...

Continued from previous page...

Atom-1	Atom-2	Interatomic distance (Å)	Clash overlap (Å)
2:W1:125:GLU:HB3	3:X1:17:ILE:CG1	1.62	1.28
5:3D:77:LYS:CD	5:3E:89:LYS:NZ	1.93	1.28
1:C1:62:VAL:CG2	1:D1:283:HIS:CA	2.09	1.28
2:E0:83:GLN:C	2:F0:281:TYR:OH	1.74	1.28
2:H1:122:LYS:CD	2:I1:291:GLN:CG	2.08	1.28
2:N5:84:ILE:C	2:O5:281:TYR:CE1	2.09	1.28
2:Q0:87:PRO:HD3	2:R0:281:TYR:CD2	1.66	1.28
1:Q5:60:LYS:HD2	1:R5:282:TYR:O	1.32	1.28
1:D3:128:GLN:NE2	1:E3:290:GLU:HG3	1.49	1.28
2:F4:86:ARG:HG2	2:G3:281:TYR:CB	1.61	1.28
2:R6:87:PRO:CD	2:S6:281:TYR:CD2	2.15	1.28
1:V0:55:GLU:O	1:W0:285:GLN:HB3	1.24	1.28
1:A4:434:GLU:OE2	3:X2:100:ARG:HB2	1.27	1.27
1:B5:88:HIS:CE1	1:C5:280:LYS:HB3	1.69	1.27
2:C0:86:ARG:CA	2:D0:281:TYR:HB2	1.60	1.27
2:E6:58:LYS:NZ	2:F6:280:GLN:HB2	0.96	1.27
2:I3:53:GLU:O	1:J3:285:GLN:HB3	1.29	1.27
2:I3:87:PRO:HB3	1:J3:280:LYS:NZ	1.48	1.27
1:K4:89:PRO:CB	1:L4:280:LYS:HG3	1.63	1.27
1:L2:60:LYS:CD	1:M2:282:TYR:CE1	2.08	1.27
2:R2:122:LYS:HE3	2:S2:292:GLN:NE2	1.47	1.27
2:R4:405:GLU:O	6:9A:472:SER:HB3	1.24	1.27
2:U4:54:ALA:C	2:V3:283:ALA:HA	1.58	1.27
2:I1:84:ILE:O	1:J1:283:HIS:ND1	1.66	1.27
1:K4:60:LYS:HE3	1:L4:282:TYR:CG	1.67	1.27
1:O2:441:GLU:O	6:9B:612:LYS:HD3	1.24	1.27
2:O3:15:GLN:CA	4:Y1:204:MET:HE1	1.63	1.27
2:O3:15:GLN:CD	4:Y1:204:MET:HE3	1.58	1.27
1:O4:12:ALA:HB2	8:O4:501:GTP:C8	1.68	1.27
2:T0:54:ALA:HA	2:U0:283:ALA:CA	1.64	1.27
2:V3:60:VAL:HG11	2:W3:281:TYR:CA	1.63	1.27
1:I0:86:LEU:O	2:J0:281:TYR:HE1	1.05	1.27
2:I5:87:PRO:CG	1:J5:280:LYS:HG2	1.63	1.27
2:K1:320:ARG:NH2	5:2F:148:TYR:OH	1.63	1.27
2:L5:2:ARG:CZ	1:L6:73:THR:HG21	1.62	1.27
2:Q0:118:ASP:OD2	2:R0:297:LYS:CD	1.83	1.27
2:V1:77:ARG:NH2	7:8A:307:ALA:CB	1.95	1.27
2:V1:87:PRO:CG	2:W1:278:SER:HB2	1.64	1.27
1:W0:121:ARG:NH2	3:X0:5:THR:HA	1.49	1.27
1:W2:117:LEU:HD13	3:X1:6:PHE:CB	1.63	1.27
2:F4:83:GLN:C	2:G3:281:TYR:OH	1.73	1.27

Continued on next page...

Continued from previous page...

Atom-1	Atom-2	Interatomic distance (Å)	Clash overlap (Å)
2:I1:84:ILE:CA	1:J1:283:HIS:CE1	2.17	1.27
1:L0:60:LYS:CE	1:M0:282:TYR:O	1.80	1.27
1:N0:60:LYS:HD3	1:O0:282:TYR:O	1.24	1.27
2:Q2:58:LYS:HZ2	2:R2:280:GLN:CB	1.44	1.27
2:Q2:60:VAL:CG1	2:R2:281:TYR:HA	1.62	1.27
1:R5:231:ILE:HD11	8:R5:501:GTP:N2	1.50	1.27
2:R6:122:LYS:HG3	2:S6:291:GLN:CD	1.57	1.27
1:S5:89:PRO:CG	1:T5:280:LYS:HG3	1.63	1.27
2:W1:125:GLU:OE1	3:X1:17:ILE:HD11	1.26	1.27
2:G5:87:PRO:CD	2:H5:278:SER:OG	1.83	1.27
2:I3:60:VAL:HG11	1:J3:283:HIS:CA	1.62	1.27
2:I3:84:ILE:C	1:J3:283:HIS:CD2	2.12	1.27
2:O5:144:GLY:N	9:O5:501:GDP:O2B	1.66	1.27
2:P5:390:ARG:CB	6:9A:565:GLU:OE1	1.81	1.27
2:R4:122:LYS:NZ	2:S4:292:GLN:OE1	1.67	1.27
1:S1:62:VAL:CG2	1:T1:283:HIS:HA	1.62	1.27
1:T5:37:PRO:HG3	5:5A:199:ILE:CD1	1.65	1.27
2:V5:87:PRO:CD	2:W5:278:SER:HB2	1.61	1.27
1:A4:400:ALA:O	3:X2:52:THR:CB	1.82	1.26
1:C1:62:VAL:HG21	1:D1:283:HIS:O	1.28	1.26
1:D1:88:HIS:NE2	1:E1:284:GLU:OE1	1.67	1.26
2:G5:125:GLU:CG	2:H5:336:LYS:NZ	1.97	1.26
1:K4:88:HIS:NE2	1:L4:284:GLU:CD	1.92	1.26
2:L5:1:MET:CE	1:L6:72:PRO:CB	2.10	1.26
2:N3:125:GLU:HG3	2:O3:291:GLN:OE1	1.15	1.26
2:P5:390:ARG:HB3	6:9A:565:GLU:CD	1.60	1.26
2:S2:390:ARG:HH11	6:9B:440:LEU:CD1	1.43	1.26
2:T6:55:THR:OG1	2:U6:284:LEU:HD12	1.11	1.26
1:U1:89:PRO:HG2	1:V0:280:LYS:CG	1.64	1.26
2:U2:55:THR:HG21	2:V1:284:LEU:CB	1.64	1.26
2:I5:60:VAL:HG11	1:J5:283:HIS:CA	1.64	1.26
2:N1:60:VAL:HG21	2:O1:281:TYR:O	1.20	1.26
2:Q0:252:LYS:HE2	8:Q1:501:GTP:O3G	1.32	1.26
2:Q2:87:PRO:HG2	2:R2:277:GLY:C	1.58	1.26
1:S1:60:LYS:CG	1:T1:282:TYR:CE1	1.96	1.26
1:T3:32:PRO:HD3	5:6A:196:VAL:CG1	1.65	1.26
2:U4:55:THR:CG2	2:V3:284:LEU:CG	1.87	1.26
1:U5:60:LYS:HD2	1:V4:283:HIS:N	1.45	1.26
1:A4:60:LYS:NZ	1:B3:283:HIS:CD2	2.04	1.26
2:B2:53:GLU:O	2:C2:283:ALA:HB2	1.24	1.26
1:B5:86:LEU:O	1:C5:283:HIS:CD2	1.88	1.26

Continued on next page...

Continued from previous page...

Atom-1	Atom-2	Interatomic distance (Å)	Clash overlap (Å)
1:G0:88:HIS:CD2	1:H0:284:GLU:HG3	1.66	1.26
2:I1:84:ILE:HA	1:J1:283:HIS:CE1	1.69	1.26
2:I5:60:VAL:CG1	1:J5:283:HIS:HA	1.64	1.26
2:J4:406:MET:HB3	2:N3:306:ARG:NH2	1.51	1.26
2:K1:84:ILE:C	2:L1:281:TYR:CE1	2.13	1.26
1:N6:60:LYS:HE3	1:O6:282:TYR:CD2	1.70	1.26
2:O3:390:ARG:NH2	6:9B:615:ARG:HH12	1.29	1.26
1:O6:124:LYS:NZ	1:P6:297:GLU:CD	1.93	1.26
2:V1:60:VAL:HG11	2:W1:281:TYR:CA	1.64	1.26
2:V3:60:VAL:CG1	2:W3:281:TYR:HA	1.64	1.26
2:W5:122:LYS:C	3:X3:45:LEU:HD11	1.58	1.26
2:W5:276:ARG:NH2	7:8C:325:LEU:CD2	1.98	1.26
1:A2:397:LEU:HD12	3:X1:30:ARG:NH2	1.50	1.26
1:A4:89:PRO:CD	1:B3:280:LYS:CE	2.01	1.26
2:C2:86:ARG:NH1	2:D2:282:ARG:HA	1.50	1.26
1:E1:39:ASP:OD1	5:4J:74:VAL:HG21	1.15	1.26
2:F4:86:ARG:CG	2:G3:281:TYR:HB3	1.63	1.26
2:K3:87:PRO:CB	2:L3:278:SER:OG	1.82	1.26
1:N6:60:LYS:CE	1:O6:282:TYR:HB3	1.65	1.26
2:R2:404:ASP:OD2	6:9B:468:GLU:HB3	1.35	1.26
2:S2:405:GLU:OE1	6:9B:433:LEU:CD1	1.83	1.26
1:V2:85:GLN:O	1:W2:283:HIS:NE2	1.69	1.26
5:6A:77:LYS:CD	5:6B:89:LYS:HZ1	1.48	1.26
1:A6:56:THR:HA	1:B5:285:GLN:CB	1.64	1.26
1:B1:54:SER:HB2	1:C1:285:GLN:NE2	0.96	1.26
1:C3:62:VAL:HG11	1:D3:283:HIS:O	1.33	1.26
2:K1:87:PRO:HD3	2:L1:281:TYR:CD2	1.71	1.26
1:N0:60:LYS:CD	1:O0:282:TYR:CD1	2.18	1.26
2:R0:86:ARG:HA	2:S0:281:TYR:CD2	1.69	1.26
2:S6:16:ILE:CG1	9:S6:501:GDP:C6	2.18	1.26
2:V5:87:PRO:CD	2:W5:278:SER:CB	2.10	1.26
1:C5:62:VAL:HG23	1:D5:283:HIS:CA	1.62	1.25
1:G0:60:LYS:CE	1:H0:282:TYR:O	1.83	1.25
2:L1:87:PRO:HD3	2:M1:281:TYR:CE2	1.71	1.25
2:Q2:58:LYS:NZ	2:R2:280:GLN:CD	1.92	1.25
2:Q2:406:MET:N	6:9B:515:ALA:HB2	1.50	1.25
1:R1:62:VAL:CG1	1:S1:283:HIS:HA	1.67	1.25
2:S6:226:ASN:OD1	9:S6:501:GDP:O6	1.53	1.25
1:T5:140:SER:OG	8:T5:501:GTP:H1'	1.36	1.25
5:1D:36:ARG:NH2	5:1E:121:ARG:HH12	1.34	1.25
2:B4:86:ARG:NH1	2:C4:282:ARG:CG	1.97	1.25

Continued on next page...

Continued from previous page...

Atom-1	Atom-2	Interatomic distance (Å)	Clash overlap (Å)
2:D2:54:ALA:CA	2:E2:283:ALA:HB2	1.65	1.25
1:F5:62:VAL:CG2	1:G4:283:HIS:O	1.83	1.25
2:K5:60:VAL:HG11	2:L5:281:TYR:C	1.60	1.25
2:L1:55:THR:CG2	2:M1:284:LEU:HD12	1.63	1.25
1:L4:89:PRO:HD3	1:M4:283:HIS:ND1	1.46	1.25
2:Q2:58:LYS:NZ	2:R2:280:GLN:CG	1.96	1.25
2:Q4:12:CYS:SG	9:Q4:501:GDP:C8	2.29	1.25
2:Q4:406:MET:H	6:9A:511:GLU:CB	1.48	1.25
2:Q4:409:THR:HG21	6:9A:515:ALA:N	1.50	1.25
1:S3:60:LYS:HD2	1:T3:282:TYR:CE1	0.93	1.25
1:S3:88:HIS:ND1	1:T3:280:LYS:HG2	1.51	1.25
2:U4:53:GLU:C	2:V3:283:ALA:HB2	1.62	1.25
2:W1:125:GLU:CA	3:X1:17:ILE:HG12	1.65	1.25
5:2C:77:LYS:CD	5:2D:89:LYS:HZ1	1.48	1.25
2:A3:87:PRO:HD2	2:B2:278:SER:OG	1.34	1.25
1:B3:88:HIS:CD2	1:C3:284:GLU:OE2	1.89	1.25
2:I3:86:ARG:NH1	1:J3:284:GLU:HG2	1.50	1.25
1:N2:62:VAL:HG11	1:O2:283:HIS:O	1.20	1.25
2:N5:87:PRO:HD2	2:O5:278:SER:CB	1.54	1.25
2:O3:15:GLN:CD	4:Y1:204:MET:CE	2.09	1.25
1:Q1:62:VAL:CG1	1:R1:283:HIS:HA	1.64	1.25
1:I0:86:LEU:O	2:J0:281:TYR:CE1	1.88	1.25
1:R1:62:VAL:CG2	1:S1:283:HIS:O	1.85	1.25
2:R4:58:LYS:HE2	2:S4:280:GLN:O	1.28	1.25
2:T4:54:ALA:CB	2:U4:282:ARG:O	1.83	1.25
2:U6:122:LYS:NZ	2:V5:295:ASP:OD1	1.62	1.25
1:V2:127:ASP:HB3	1:W2:293:ASN:ND2	1.51	1.25
1:W6:120:ASP:OD2	3:X3:6:PHE:CE1	1.89	1.25
1:G0:60:LYS:NZ	1:H0:282:TYR:C	1.95	1.25
1:G2:86:LEU:CA	1:H2:283:HIS:CD2	2.13	1.25
2:H5:87:PRO:CD	2:I5:278:SER:HB2	1.66	1.25
2:K5:86:ARG:NH2	2:L5:282:ARG:CZ	1.89	1.25
2:L1:84:ILE:O	2:M1:281:TYR:HE1	1.08	1.25
1:N6:60:LYS:HE3	1:O6:282:TYR:CB	1.67	1.25
1:N6:60:LYS:CE	1:O6:282:TYR:CG	2.18	1.25
1:Q5:10:GLY:CA	8:Q5:501:GTP:O1B	1.84	1.25
2:S4:58:LYS:CD	2:T4:280:GLN:HB2	1.65	1.25
1:S5:60:LYS:CD	1:T5:282:TYR:CD1	2.07	1.25
2:U2:53:GLU:C	2:V1:283:ALA:HB2	1.60	1.25
2:V1:122:LYS:CA	2:W1:291:GLN:CD	2.00	1.25
1:B5:62:VAL:HG21	1:C5:283:HIS:C	1.60	1.25

Continued on next page...

Continued from previous page...

Atom-1	Atom-2	Interatomic distance (Å)	Clash overlap (Å)
1:C5:57:GLY:C	1:D5:372:GLN:HE22	1.43	1.25
1:H0:31:GLN:HE21	5:4H:199:ILE:CD1	1.49	1.25
2:I1:84:ILE:CA	1:J1:283:HIS:HE1	1.48	1.25
1:J3:31:GLN:OE1	5:2G:199:ILE:CG2	1.84	1.25
1:N2:62:VAL:HG11	1:O2:283:HIS:CA	1.67	1.25
2:O5:405:GLU:HG3	6:9A:597:LYS:CD	1.66	1.25
1:P6:10:GLY:CA	8:P6:501:GTP:O1B	1.83	1.25
2:Q4:409:THR:HG21	6:9A:514:GLN:C	1.60	1.25
1:R3:62:VAL:HG21	1:S3:283:HIS:C	1.62	1.25
2:T6:10:GLY:HA3	9:T6:501:GDP:O2B	1.09	1.25
2:W5:122:LYS:HZ2	3:X3:38:THR:CB	1.46	1.25
1:A6:420:GLU:CG	3:X3:109:GLN:HE21	1.49	1.24
1:G4:60:LYS:CG	1:H4:282:TYR:O	1.84	1.24
1:H2:62:VAL:HG21	1:I2:283:HIS:O	1.31	1.24
2:I3:60:VAL:CG1	1:J3:283:HIS:HA	1.66	1.24
1:I4:86:LEU:C	2:J4:281:TYR:CE1	2.14	1.24
1:T1:364:PRO:CB	5:7A:197:TYR:CE2	1.88	1.24
2:T6:53:GLU:O	2:U6:283:ALA:HB2	1.37	1.24
2:W3:121:ARG:HD3	3:X2:43:GLN:O	1.11	1.24
1:A6:430:LYS:HZ3	3:X3:153:ARG:NH1	1.33	1.24
2:G3:58:LYS:CE	2:H3:280:GLN:OE1	1.84	1.24
2:G3:125:GLU:OE1	2:H3:291:GLN:HG2	1.37	1.24
1:H0:128:GLN:OE1	1:I0:285:GLN:NE2	1.70	1.24
1:K0:308:ARG:HD2	1:N0:283:HIS:CA	1.66	1.24
2:N5:60:VAL:HG21	2:O5:281:TYR:O	1.34	1.24
1:P6:231:ILE:CD1	8:P6:501:GTP:N2	1.95	1.24
2:R2:83:GLN:O	2:S2:281:TYR:OH	1.54	1.24
1:U5:89:PRO:HB2	1:V4:280:LYS:CE	1.58	1.24
2:A5:55:THR:HG22	2:B4:282:ARG:O	1.36	1.24
1:E1:55:GLU:O	1:F1:285:GLN:HG2	1.08	1.24
1:H0:26:LEU:CD2	5:4H:197:TYR:CB	2.14	1.24
2:P5:144:GLY:N	9:P5:501:GDP:O2B	1.70	1.24
1:S1:364:PRO:HB3	5:7B:197:TYR:CE1	1.72	1.24
2:V1:141:GLY:HA3	9:V1:501:GDP:PB	1.78	1.24
5:7A:77:LYS:CD	5:7B:89:LYS:HZ1	1.48	1.24
2:E6:53:GLU:O	2:F6:283:ALA:HB2	1.14	1.24
2:L5:323:MET:CB	1:L6:222:PRO:O	1.86	1.24
1:O6:10:GLY:CA	8:O6:501:GTP:O1B	1.83	1.24
2:T4:87:PRO:HD2	2:U4:278:SER:OG	1.10	1.24
2:U6:58:LYS:HZ2	2:V5:280:GLN:CB	1.50	1.24
1:E3:60:LYS:CD	1:F3:282:TYR:CD1	2.02	1.24

Continued on next page...

Continued from previous page...

Atom-1	Atom-2	Interatomic distance (Å)	Clash overlap (Å)
1:I4:62:VAL:HG21	2:J4:281:TYR:O	1.37	1.24
1:I4:124:LYS:NZ	2:J4:291:GLN:NE2	1.83	1.24
2:R6:122:LYS:CG	2:S6:291:GLN:NE2	2.01	1.24
1:V4:54:SER:HB2	1:W4:285:GLN:OE1	1.06	1.24
2:W5:276:ARG:NH2	7:8C:325:LEU:HD21	1.49	1.24
2:N5:84:ILE:O	2:O5:281:TYR:CE1	1.91	1.23
2:R4:86:ARG:NH1	2:S4:282:ARG:HG2	1.50	1.23
2:S2:53:GLU:O	2:T2:283:ALA:HB2	1.10	1.23
2:S4:389:PHE:CE2	6:9A:433:LEU:HD13	1.56	1.23
1:S5:326:LYS:HG3	2:S6:212:PHE:CZ	1.72	1.23
5:5A:77:LYS:CD	5:5B:89:LYS:HZ1	1.48	1.23
2:C2:86:ARG:CB	2:D2:281:TYR:CB	2.02	1.23
1:I6:87:PHE:O	2:J6:281:TYR:CE1	1.92	1.23
2:J6:406:MET:HE3	2:N5:306:ARG:CD	1.68	1.23
2:P3:404:ASP:CG	6:9B:554:LYS:CA	2.11	1.23
2:Q4:404:ASP:OD1	6:9A:508:ARG:CG	1.85	1.23
2:S4:53:GLU:O	2:T4:283:ALA:HB2	1.32	1.23
2:T0:84:ILE:HA	2:U0:281:TYR:CE1	1.72	1.23
2:U2:53:GLU:O	2:V1:283:ALA:CB	1.87	1.23
1:A2:393:HIS:CE1	3:X1:30:ARG:NH2	2.04	1.23
2:D6:122:LYS:NZ	2:E6:291:GLN:HB3	1.52	1.23
2:G3:54:ALA:HB1	2:H3:282:ARG:C	1.08	1.23
2:N5:60:VAL:HG11	2:O5:281:TYR:CA	1.66	1.23
1:Q1:60:LYS:HD2	1:R1:282:TYR:O	1.36	1.23
1:U5:56:THR:OG1	1:V4:285:GLN:N	1.70	1.23
5:3D:77:LYS:CE	5:3E:89:LYS:NZ	2.01	1.23
1:C5:89:PRO:CA	1:D5:280:LYS:HG2	1.69	1.23
2:E0:53:GLU:O	2:F0:283:ALA:HB2	1.36	1.23
1:L0:62:VAL:HG21	1:M0:283:HIS:C	1.62	1.23
2:Q0:84:ILE:O	2:R0:281:TYR:CD1	1.90	1.23
2:Q2:406:MET:HG2	6:9B:511:GLU:O	1.39	1.23
2:Q4:406:MET:N	6:9A:511:GLU:HB3	1.17	1.23
2:S6:60:VAL:CG1	2:T6:281:TYR:HD1	1.50	1.23
1:T3:124:LYS:HD2	1:U3:297:GLU:OE2	1.30	1.23
1:C5:62:VAL:HG21	1:D5:283:HIS:CA	1.66	1.23
2:D0:86:ARG:NH1	2:E0:282:ARG:CD	2.00	1.23
1:E1:124:LYS:NZ	1:F1:297:GLU:OE2	1.71	1.23
2:H3:83:GLN:O	2:I3:281:TYR:OH	1.52	1.23
2:H5:53:GLU:O	2:I5:283:ALA:HB2	1.39	1.23
2:R6:86:ARG:HA	2:S6:281:TYR:CG	1.73	1.23
2:S2:60:VAL:CG1	2:T2:281:TYR:HA	1.68	1.23

Continued on next page...

Continued from previous page...

Atom-1	Atom-2	Interatomic distance (Å)	Clash overlap (Å)
1:S3:123:ARG:NH2	1:T3:297:GLU:OE2	1.71	1.23
1:A2:422:ARG:NH1	3:X1:55:SER:HB2	1.53	1.22
1:A6:427:ALA:O	3:X3:102:ARG:NH2	1.71	1.22
1:A6:434:GLU:OE1	3:X3:100:ARG:HB2	1.09	1.22
2:C4:86:ARG:HH21	2:D4:282:ARG:CA	1.52	1.22
1:G0:363:VAL:C	5:4I:197:TYR:CE1	2.17	1.22
1:H4:54:SER:OG	1:I4:285:GLN:OE1	1.54	1.22
1:K4:60:LYS:HG2	1:L4:282:TYR:O	1.39	1.22
1:L0:90:GLU:OE2	1:M0:280:LYS:HD3	1.15	1.22
1:L2:60:LYS:CD	1:M2:282:TYR:CD1	2.08	1.22
2:P5:86:ARG:NH2	2:Q4:278:SER:HA	1.54	1.22
1:P6:145:THR:CB	8:P6:501:GTP:O1G	1.85	1.22
2:R4:392:LYS:CE	6:9A:473:PHE:CE1	2.15	1.22
2:S6:229:VAL:HG21	9:S6:501:GDP:N2	1.50	1.22
2:B0:53:GLU:O	2:C0:283:ALA:CB	1.86	1.22
1:E1:60:LYS:HD2	1:F1:282:TYR:CD2	1.74	1.22
2:I5:37:HIS:NE2	5:1G:20:THR:CG2	2.00	1.22
2:P5:86:ARG:HH22	2:Q4:278:SER:CA	1.51	1.22
2:Q0:58:LYS:HE2	2:R0:280:GLN:CB	1.69	1.22
2:W1:276:ARG:NH2	7:8A:299:LEU:HD21	1.53	1.22
5:4I:89:LYS:NZ	5:4H:77:LYS:CE	2.01	1.22
1:A4:280:LYS:CB	1:M4:89:PRO:HG2	1.69	1.22
2:B4:122:LYS:HA	2:C4:291:GLN:NE2	1.53	1.22
1:C1:88:HIS:HD2	1:D1:284:GLU:N	1.37	1.22
1:F5:62:VAL:HG21	1:G4:283:HIS:O	1.32	1.22
1:K2:88:HIS:CD2	1:L2:284:GLU:HG3	1.74	1.22
2:S6:10:GLY:HA3	9:S6:501:GDP:PB	1.80	1.22
5:3H:77:LYS:CE	5:3I:89:LYS:NZ	2.01	1.22
2:A5:54:ALA:HA	2:B4:283:ALA:CB	1.62	1.22
1:C5:62:VAL:HG21	1:D5:283:HIS:O	1.11	1.22
1:D3:62:VAL:HG21	1:E3:283:HIS:O	1.39	1.22
2:E0:87:PRO:HG2	2:F0:278:SER:OG	1.39	1.22
2:E4:60:VAL:CG1	2:F4:281:TYR:HD1	1.51	1.22
2:H3:53:GLU:O	2:I3:283:ALA:HB2	1.39	1.22
1:I2:86:LEU:O	2:J2:281:TYR:HE1	1.21	1.22
2:K3:87:PRO:CD	2:L3:278:SER:CA	2.12	1.22
1:L2:33:ASP:O	1:M2:282:TYR:OH	1.57	1.22
2:Q0:53:GLU:O	2:R0:283:ALA:CB	1.86	1.22
2:Q2:389:PHE:O	6:9B:519:TRP:CE3	1.92	1.22
2:S2:60:VAL:HG11	2:T2:281:TYR:CB	1.70	1.22
2:S4:389:PHE:HE2	6:9A:433:LEU:CG	1.52	1.22

Continued on next page...

Continued from previous page...

Atom-1	Atom-2	Interatomic distance (Å)	Clash overlap (Å)
1:S5:86:LEU:O	1:T5:283:HIS:CE1	1.92	1.22
2:V1:86:ARG:NH1	2:W1:282:ARG:HG3	1.53	1.22
5:1B:77:LYS:CE	5:1C:89:LYS:HZ1	1.51	1.22
2:C0:60:VAL:CB	2:D0:281:TYR:HA	1.69	1.22
2:D2:122:LYS:CG	2:E2:291:GLN:NE2	2.03	1.22
2:F4:83:GLN:O	2:G3:281:TYR:CZ	1.93	1.22
2:K1:53:GLU:O	2:L1:283:ALA:HB2	1.33	1.22
1:N6:88:HIS:NE2	1:O6:284:GLU:CD	1.97	1.22
2:P1:252:LYS:NZ	8:P1:502:GTP:O3G	1.72	1.22
2:E0:58:LYS:CD	2:F0:280:GLN:O	1.88	1.21
2:I3:87:PRO:CB	1:J3:280:LYS:NZ	2.03	1.21
2:J4:406:MET:HG2	2:N3:306:ARG:NE	1.53	1.21
1:N6:60:LYS:CD	1:O6:282:TYR:CB	2.17	1.21
1:Q1:60:LYS:HE3	1:R1:282:TYR:CB	1.66	1.21
2:R4:405:GLU:CB	6:9A:469:ALA:CB	2.05	1.21
2:S6:16:ILE:HG13	9:S6:501:GDP:C6	1.73	1.21
2:S6:87:PRO:HG2	2:T6:277:GLY:CA	1.69	1.21
2:U6:58:LYS:NZ	2:V5:280:GLN:HB2	1.52	1.21
2:V1:53:GLU:O	2:W1:283:ALA:CB	1.87	1.21
2:W1:125:GLU:O	3:X1:17:ILE:HA	1.07	1.21
1:B5:89:PRO:CG	1:C5:280:LYS:HG3	1.71	1.21
1:F1:364:PRO:CA	5:4J:6:ARG:NH2	2.02	1.21
1:H0:26:LEU:HD21	5:4H:197:TYR:CB	1.71	1.21
2:I1:83:GLN:O	1:J1:283:HIS:CE1	1.93	1.21
2:I3:60:VAL:CG1	1:J3:283:HIS:O	1.88	1.21
2:J2:410:GLU:OE2	2:N1:306:ARG:HG2	1.39	1.21
1:N0:86:LEU:C	1:O0:283:HIS:HD1	1.48	1.21
1:Q1:85:GLN:O	1:R1:283:HIS:HE1	0.88	1.21
2:Q4:409:THR:CG2	6:9A:515:ALA:CA	2.18	1.21
1:R1:88:HIS:NE2	1:S1:284:GLU:HB2	1.53	1.21
1:T1:124:LYS:HD2	1:U1:297:GLU:OE2	1.30	1.21
1:A6:400:ALA:CA	3:X3:52:THR:HG23	1.47	1.21
1:B3:89:PRO:CD	1:C3:280:LYS:CG	2.03	1.21
1:B3:89:PRO:CG	1:C3:280:LYS:HG2	1.68	1.21
2:C0:86:ARG:HH21	2:D0:282:ARG:CA	1.53	1.21
2:D6:60:VAL:HG11	2:E6:281:TYR:O	1.35	1.21
2:E0:58:LYS:HD3	2:F0:280:GLN:O	1.06	1.21
2:L3:87:PRO:HD3	2:M3:281:TYR:CE2	1.74	1.21
2:T2:87:PRO:HD2	2:U2:278:SER:OG	1.39	1.21
1:W4:117:LEU:CD1	3:X2:6:PHE:HB2	1.69	1.21
2:A1:58:LYS:CD	2:B0:280:GLN:O	1.88	1.21

Continued on next page...

Continued from previous page...

Atom-1	Atom-2	Interatomic distance (Å)	Clash overlap (Å)
1:A4:56:THR:CA	1:B3:285:GLN:CG	2.09	1.21
2:I3:84:ILE:O	1:J3:283:HIS:HD2	1.00	1.21
2:I3:87:PRO:CB	1:J3:280:LYS:CE	2.15	1.21
1:I6:85:GLN:C	2:J6:281:TYR:OH	1.83	1.21
1:J5:60:LYS:HZ1	1:K4:283:HIS:CG	1.59	1.21
2:K1:85:PHE:O	2:L1:281:TYR:CZ	1.94	1.21
2:L5:129:CYS:SG	1:L6:97:GLU:OE2	1.98	1.21
2:N1:118:ASP:CG	2:O1:297:LYS:NZ	1.99	1.21
2:Q0:58:LYS:CE	2:R0:280:GLN:HB2	1.70	1.21
1:S1:60:LYS:HG3	1:T1:282:TYR:CE1	1.15	1.21
1:A2:393:HIS:HE1	3:X1:30:ARG:CZ	1.39	1.21
1:C1:88:HIS:NE2	1:D1:284:GLU:CB	2.00	1.21
2:C2:320:ARG:HH22	5:1A:149:GLN:CA	1.54	1.21
1:J3:29:GLY:CA	5:2G:196:VAL:CG2	2.16	1.21
1:K2:89:PRO:HG2	1:L2:280:LYS:CG	1.70	1.21
1:S3:88:HIS:CE1	1:T3:280:LYS:HG2	1.76	1.21
2:T4:144:GLY:N	9:T4:501:GDP:O2B	1.71	1.21
1:A2:422:ARG:CZ	3:X1:55:SER:OG	1.89	1.20
1:I4:85:GLN:C	2:J4:281:TYR:OH	1.84	1.20
2:J4:54:ALA:CA	2:K3:283:ALA:HB2	1.71	1.20
2:L5:324:LYS:H	1:L6:221:ARG:CA	1.54	1.20
2:S0:84:ILE:O	2:T0:281:TYR:HE2	1.24	1.20
1:U5:60:LYS:CD	1:V4:283:HIS:CD2	2.22	1.20
1:G0:86:LEU:CA	1:H0:283:HIS:HD2	1.45	1.20
2:G3:55:THR:OG1	2:H3:284:LEU:CB	1.90	1.20
2:K3:83:GLN:C	2:L3:281:TYR:OH	1.85	1.20
2:P5:86:ARG:NH2	2:Q4:278:SER:CA	2.03	1.20
2:Q0:252:LYS:CE	8:Q1:501:GTP:O3G	1.88	1.20
1:Q5:128:GLN:OE1	1:R5:290:GLU:CD	1.82	1.20
1:U1:62:VAL:CG2	1:V0:283:HIS:O	1.87	1.20
1:A6:430:LYS:NZ	3:X3:153:ARG:NH1	1.88	1.20
1:C1:62:VAL:CG2	1:D1:283:HIS:O	1.88	1.20
1:H2:60:LYS:HE2	1:I2:282:TYR:OH	1.42	1.20
1:L0:85:GLN:O	1:M0:282:TYR:CE2	1.94	1.20
1:Q3:89:PRO:CD	1:R3:280:LYS:HG2	1.70	1.20
1:S5:171:ILE:HG21	8:S5:501:GTP:O2'	1.41	1.20
1:V0:60:LYS:HD3	1:W0:283:HIS:CD2	1.76	1.20
5:3I:2:ALA:HB2	5:3I:162:PHE:CE2	1.77	1.20
2:C4:87:PRO:CA	2:D4:278:SER:HB2	1.32	1.20
2:E0:54:ALA:CA	2:F0:283:ALA:CA	2.13	1.20
2:E6:54:ALA:HB1	2:F6:282:ARG:O	1.42	1.20

Continued on next page...

Continued from previous page...

Atom-1	Atom-2	Interatomic distance (Å)	Clash overlap (Å)
1:H4:62:VAL:CG2	1:I4:283:HIS:O	1.89	1.20
1:I0:60:LYS:HD3	2:J0:280:GLN:O	1.41	1.20
2:J4:406:MET:HE3	2:N3:304:ASP:OD2	1.08	1.20
1:K4:89:PRO:CD	1:L4:280:LYS:HA	1.69	1.20
2:L3:87:PRO:HG2	2:M3:277:GLY:C	1.65	1.20
2:L5:1:MET:CE	1:L6:72:PRO:CG	2.20	1.20
2:U4:54:ALA:HA	2:V3:283:ALA:N	1.54	1.20
1:V0:89:PRO:HD2	1:W0:280:LYS:CG	1.72	1.20
5:3E:2:ALA:HB2	5:3E:162:PHE:CE2	1.77	1.20
5:4I:2:ALA:HB2	5:4I:162:PHE:CE2	1.77	1.20
1:A6:89:PRO:HG2	1:B5:280:LYS:CD	1.72	1.20
1:E3:60:LYS:HE3	1:F3:282:TYR:CD1	1.76	1.20
2:H5:122:LYS:NZ	2:I5:291:GLN:HB3	1.56	1.20
1:O6:124:LYS:NZ	1:P6:297:GLU:OE2	1.75	1.20
2:Q2:87:PRO:HG2	2:R2:278:SER:N	1.54	1.20
1:Q3:60:LYS:HE2	1:R3:282:TYR:O	1.40	1.20
2:U2:54:ALA:N	2:V1:283:ALA:HB2	1.54	1.20
5:1E:2:ALA:HB2	5:1E:162:PHE:CE2	1.77	1.20
5:2C:2:ALA:HB2	5:2C:162:PHE:CE2	1.77	1.20
1:C5:88:HIS:ND1	1:D5:280:LYS:O	1.72	1.19
2:E2:58:LYS:HD3	2:F2:280:GLN:O	1.41	1.19
2:E6:54:ALA:HA	2:F6:283:ALA:CA	1.71	1.19
1:H2:88:HIS:HE2	1:I2:284:GLU:CG	1.49	1.19
1:N0:59:GLY:CA	4:Y0:230:ARG:NH1	2.04	1.19
2:O5:86:ARG:HH12	2:P5:278:SER:CB	1.55	1.19
1:T5:123:ARG:NH1	1:U5:293:ASN:HB3	1.57	1.19
5:2E:2:ALA:HB2	5:2E:162:PHE:CE2	1.77	1.19
5:3C:2:ALA:HB2	5:3C:162:PHE:CE2	1.77	1.19
5:2H:2:ALA:HB2	5:2H:162:PHE:CE2	1.77	1.19
2:A1:55:THR:N	2:B0:282:ARG:O	1.75	1.19
1:A2:434:GLU:OE2	3:X1:100:ARG:HB2	1.39	1.19
1:C1:62:VAL:HG23	1:D1:283:HIS:CA	1.65	1.19
2:E0:53:GLU:C	2:F0:283:ALA:HB2	1.64	1.19
1:I4:86:LEU:O	2:J4:281:TYR:HE1	1.02	1.19
2:J4:54:ALA:HA	2:K3:283:ALA:CB	1.70	1.19
2:J4:320:ARG:HD3	5:1G:148:TYR:OH	1.25	1.19
1:O0:60:LYS:HE3	1:P0:283:HIS:CD2	1.77	1.19
2:R4:406:MET:SD	6:9A:468:GLU:O	1.95	1.19
2:W3:121:ARG:CD	3:X2:43:GLN:O	1.89	1.19
5:1C:2:ALA:HB2	5:1C:162:PHE:CE2	1.77	1.19
5:6B:2:ALA:HB2	5:6B:162:PHE:CE2	1.77	1.19

Continued on next page...

Continued from previous page...

Atom-1	Atom-2	Interatomic distance (Å)	Clash overlap (Å)
1:D1:62:VAL:CG2	1:E1:283:HIS:O	1.90	1.19
2:I5:85:PHE:O	1:J5:283:HIS:CG	1.94	1.19
1:K4:88:HIS:CE1	1:L4:284:GLU:OE2	1.95	1.19
1:L0:89:PRO:CG	1:M0:280:LYS:CG	2.13	1.19
2:L5:246:LEU:CD1	1:L6:224:TYR:CE2	2.25	1.19
2:Q2:389:PHE:CZ	6:9B:519:TRP:CE2	2.31	1.19
2:S6:84:ILE:O	2:T6:281:TYR:HE1	0.87	1.19
1:T1:124:LYS:CE	1:U1:297:GLU:OE2	1.90	1.19
5:1A:144:HIS:HB3	5:1A:204:THR:HG21	1.20	1.19
5:2I:2:ALA:HB2	5:2I:162:PHE:CE2	1.77	1.19
5:7B:2:ALA:HB2	5:7B:162:PHE:CE2	1.77	1.19
5:7D:2:ALA:HB2	5:7D:162:PHE:CE2	1.77	1.19
5:6D:2:ALA:HB2	5:6D:162:PHE:CE2	1.77	1.19
5:5C:2:ALA:HB2	5:5C:162:PHE:CE2	1.77	1.19
2:B4:53:GLU:O	2:C4:283:ALA:CB	1.89	1.19
1:C3:90:GLU:HB2	1:D3:280:LYS:CE	1.73	1.19
1:E1:60:LYS:HD3	1:F1:282:TYR:O	1.02	1.19
2:G3:55:THR:OG1	2:H3:284:LEU:CG	1.89	1.19
2:H3:83:GLN:O	2:I3:281:TYR:CZ	1.94	1.19
1:H4:88:HIS:CE1	1:I4:284:GLU:HG3	1.75	1.19
2:N3:87:PRO:CD	2:O3:278:SER:HB2	1.72	1.19
2:P5:343:GLU:O	1:P6:397:LEU:HD21	1.43	1.19
1:U3:127:ASP:OD1	1:V2:338:LYS:NZ	1.74	1.19
1:U5:60:LYS:CD	1:V4:283:HIS:CA	2.14	1.19
5:1A:2:ALA:HB2	5:1A:162:PHE:CE2	1.77	1.19
5:1D:2:ALA:HB2	5:1D:162:PHE:CE2	1.77	1.19
1:C3:89:PRO:CB	1:D3:280:LYS:HG2	1.71	1.19
1:H2:87:PHE:O	1:I2:283:HIS:CE1	1.96	1.19
1:I4:124:LYS:HZ3	2:J4:291:GLN:NE2	1.40	1.19
2:K3:86:ARG:HA	2:L3:281:TYR:CD2	1.78	1.19
1:N4:89:PRO:CD	1:O4:280:LYS:HA	1.74	1.19
1:Q3:89:PRO:CB	1:R3:280:LYS:HZ2	1.56	1.19
1:Q5:128:GLN:OE1	1:R5:290:GLU:OE1	1.61	1.19
1:Q5:231:ILE:HD11	8:Q5:501:GTP:HN21	1.04	1.19
2:R4:386:THR:CG2	6:9A:479:MET:HB3	1.73	1.19
2:T2:54:ALA:HA	2:U2:283:ALA:CA	1.73	1.19
5:2A:2:ALA:HB2	5:2A:162:PHE:CE2	1.77	1.19
5:2G:2:ALA:HB2	5:2G:162:PHE:CE2	1.77	1.19
1:B5:86:LEU:O	1:C5:283:HIS:HD2	1.17	1.18
2:E2:54:ALA:CA	2:F2:283:ALA:HB2	1.73	1.18
2:E6:58:LYS:HE2	2:F6:280:GLN:O	1.42	1.18

Continued on next page...

Continued from previous page...

Atom-1	Atom-2	Interatomic distance (Å)	Clash overlap (Å)
2:G1:60:VAL:HG11	2:H1:281:TYR:O	1.41	1.18
1:I4:124:LYS:NZ	2:J4:291:GLN:HE21	1.38	1.18
2:L1:53:GLU:O	2:M1:283:ALA:HB2	1.42	1.18
1:N0:224:TYR:CD2	8:N0:501:GTP:O6	1.96	1.18
1:P6:10:GLY:HA3	8:P6:501:GTP:O1B	1.04	1.18
2:Q0:53:GLU:O	2:R0:283:ALA:HB2	1.00	1.18
1:Q3:262:TYR:HE1	2:Q4:392:LYS:O	1.23	1.18
2:R6:12:CYS:SG	9:R6:501:GDP:C8	2.36	1.18
1:S3:88:HIS:CE1	1:T3:280:LYS:CG	2.26	1.18
1:S5:86:LEU:O	1:T5:283:HIS:HE1	1.23	1.18
1:U1:85:GLN:HB3	1:V0:283:HIS:CE1	1.74	1.18
2:U2:55:THR:CG2	2:V1:284:LEU:H	1.56	1.18
2:V5:87:PRO:HD2	2:W5:278:SER:OG	1.41	1.18
5:1F:2:ALA:HB2	5:1F:162:PHE:CE2	1.77	1.18
5:2A:144:HIS:HB3	5:2A:204:THR:HG21	1.20	1.18
5:3F:2:ALA:HB2	5:3F:162:PHE:CE2	1.77	1.18
5:3G:144:HIS:HB3	5:3G:204:THR:HG21	1.20	1.18
5:3J:2:ALA:HB2	5:3J:162:PHE:CE2	1.77	1.18
5:1G:2:ALA:HB2	5:1G:162:PHE:CE2	1.77	1.18
1:A2:400:ALA:O	3:X1:52:THR:CB	1.91	1.18
2:B4:122:LYS:HG3	2:C4:291:GLN:CG	1.73	1.18
2:C0:86:ARG:NH2	2:D0:281:TYR:O	1.74	1.18
1:G2:86:LEU:C	1:H2:283:HIS:CD2	2.20	1.18
2:I1:84:ILE:C	1:J1:283:HIS:HD1	1.46	1.18
2:L1:84:ILE:C	2:M1:281:TYR:HE1	1.51	1.18
1:N6:231:ILE:HD11	8:N6:501:GTP:N2	0.85	1.18
2:Q2:392:LYS:NZ	6:9B:519:TRP:CE2	2.09	1.18
2:R4:406:MET:CE	6:9A:468:GLU:C	1.92	1.18
5:2F:2:ALA:HB2	5:2F:162:PHE:CE2	1.77	1.18
5:3G:2:ALA:HB2	5:3G:162:PHE:CE2	1.77	1.18
5:3H:2:ALA:HB2	5:3H:162:PHE:CE2	1.77	1.18
5:6A:2:ALA:HB2	5:6A:162:PHE:CE2	1.77	1.18
5:6B:36:ARG:NH2	5:6C:121:ARG:NH1	1.76	1.18
5:6C:144:HIS:HB3	5:6C:204:THR:HG21	1.20	1.18
1:A2:280:LYS:CD	1:M2:89:PRO:HB2	1.73	1.18
1:A2:434:GLU:OE2	3:X1:100:ARG:HD3	1.40	1.18
1:L2:88:HIS:HA	1:M2:283:HIS:CD2	1.78	1.18
1:L2:88:HIS:CA	1:M2:283:HIS:CG	2.25	1.18
1:N4:87:PHE:C	1:O4:283:HIS:CD2	2.21	1.18
1:Q3:60:LYS:HE2	1:R3:282:TYR:C	1.61	1.18
1:Q5:128:GLN:NE2	1:R5:285:GLN:CG	2.06	1.18

Continued on next page...

Continued from previous page...

Atom-1	Atom-2	Interatomic distance (Å)	Clash overlap (Å)
2:S4:389:PHE:CE2	6:9A:433:LEU:CD2	2.26	1.18
2:S6:11:GLN:N	9:S6:501:GDP:O1B	1.77	1.18
1:W2:117:LEU:CD1	3:X1:6:PHE:HB2	1.72	1.18
5:3D:2:ALA:HB2	5:3D:162:PHE:CE2	1.77	1.18
5:7C:2:ALA:HB2	5:7C:162:PHE:CE2	1.77	1.18
5:5B:2:ALA:HB2	5:5B:162:PHE:CE2	1.77	1.18
5:5D:2:ALA:HB2	5:5D:162:PHE:CE2	1.77	1.18
2:C4:60:VAL:HB	2:D4:281:TYR:HA	1.25	1.18
1:N0:86:LEU:C	1:O0:283:HIS:ND1	2.02	1.18
2:N3:125:GLU:HG3	2:O3:291:GLN:CD	1.68	1.18
2:S6:86:ARG:NH2	2:T6:282:ARG:CA	2.06	1.18
2:T4:54:ALA:HA	2:U4:283:ALA:CA	1.74	1.18
5:4J:2:ALA:HB2	5:4J:162:PHE:CE2	1.77	1.18
5:4H:2:ALA:HB2	5:4H:162:PHE:CE2	1.77	1.18
5:6C:2:ALA:HB2	5:6C:162:PHE:CE2	1.77	1.18
2:A3:58:LYS:CE	2:B2:280:GLN:HB3	1.74	1.18
2:D0:83:GLN:HG2	2:E0:281:TYR:OH	1.44	1.18
1:E1:62:VAL:HG11	1:F1:283:HIS:CB	1.74	1.18
1:F1:364:PRO:HA	5:4J:6:ARG:CZ	1.73	1.18
2:J4:320:ARG:NH1	5:1G:148:TYR:HE1	1.28	1.18
2:J6:406:MET:CE	2:N5:306:ARG:HG2	1.72	1.18
2:L1:60:VAL:HG11	2:M1:281:TYR:HA	1.22	1.18
1:N6:60:LYS:HD3	1:O6:282:TYR:HB3	1.26	1.18
2:P5:86:ARG:NH2	2:Q4:278:SER:CB	2.04	1.18
2:P5:409:THR:N	6:9A:561:GLU:OE2	1.71	1.18
2:R2:86:ARG:HA	2:S2:281:TYR:CD2	1.79	1.18
1:S3:55:GLU:O	1:T3:285:GLN:HB2	1.43	1.18
1:V0:55:GLU:O	1:W0:285:GLN:CB	1.92	1.18
5:2D:2:ALA:HB2	5:2D:162:PHE:CE2	1.77	1.18
1:B1:282:TYR:CG	5:2B:9:ARG:NH2	2.11	1.17
1:G4:55:GLU:H	1:H4:285:GLN:CD	1.45	1.17
2:H1:87:PRO:CD	2:I1:278:SER:HB2	1.72	1.17
2:I5:87:PRO:HB2	1:J5:280:LYS:HG3	1.25	1.17
1:J3:29:GLY:C	5:2G:196:VAL:CG2	2.17	1.17
2:P3:406:MET:HG2	6:9B:557:LEU:CD2	1.40	1.17
2:Q0:86:ARG:HA	2:R0:281:TYR:CG	1.79	1.17
1:Q1:62:VAL:CG1	1:R1:283:HIS:CB	2.22	1.17
2:R4:406:MET:SD	6:9A:467:GLU:O	2.01	1.17
5:5A:2:ALA:HB2	5:5A:162:PHE:CE2	1.77	1.17
2:A5:83:GLN:O	2:B4:281:TYR:OH	1.60	1.17
1:A6:420:GLU:CG	3:X3:109:GLN:HG3	1.73	1.17

Continued on next page...

Continued from previous page...

Atom-1	Atom-2	Interatomic distance (Å)	Clash overlap (Å)
1:B5:88:HIS:NE2	1:C5:280:LYS:HB3	1.59	1.17
1:F1:88:HIS:CD2	1:G0:283:HIS:CB	2.27	1.17
1:F5:85:GLN:CG	1:G4:282:TYR:HE1	1.58	1.17
2:F6:86:ARG:NH2	2:G5:278:SER:O	1.76	1.17
1:G2:86:LEU:C	1:H2:283:HIS:HD2	1.51	1.17
1:N6:89:PRO:CB	1:O6:280:LYS:HD2	1.69	1.17
1:Q5:145:THR:N	8:Q5:501:GTP:O2G	1.75	1.17
1:R1:120:ASP:OD1	1:S1:297:GLU:OE1	1.61	1.17
1:T5:146:GLY:HA3	8:T5:501:GTP:O2B	1.41	1.17
1:V0:56:THR:HG22	1:W0:284:GLU:C	1.69	1.17
5:1B:2:ALA:HB2	5:1B:162:PHE:CE2	1.77	1.17
5:2J:2:ALA:HB2	5:2J:162:PHE:CE2	1.77	1.17
5:7A:2:ALA:HB2	5:7A:162:PHE:CE2	1.77	1.17
5:5B:144:HIS:HB3	5:5B:204:THR:HG21	1.20	1.17
2:A5:83:GLN:O	2:B4:281:TYR:CZ	1.98	1.17
2:E4:54:ALA:CA	2:F4:283:ALA:HB2	1.75	1.17
1:H4:62:VAL:HG21	1:I4:283:HIS:O	1.00	1.17
1:I4:89:PRO:HG2	2:J4:277:GLY:C	1.69	1.17
1:K2:309:HIS:CE1	1:N2:282:TYR:CB	2.28	1.17
1:N6:85:GLN:O	1:O6:283:HIS:NE2	1.78	1.17
2:O5:15:GLN:CA	4:Y2:204:MET:HE1	1.74	1.17
2:O5:276:ARG:CG	4:Y2:57:LEU:HD22	1.73	1.17
2:P3:386:THR:HG22	6:9B:572:LYS:NZ	1.60	1.17
2:Q2:405:GLU:CB	6:9B:515:ALA:HB1	1.74	1.17
2:S4:406:MET:HA	6:9A:429:TYR:CD1	1.58	1.17
1:T1:89:PRO:HD2	1:U1:280:LYS:HD2	1.17	1.17
2:U2:55:THR:N	2:V1:283:ALA:HA	1.58	1.17
1:U5:56:THR:CA	1:V4:285:GLN:CB	2.22	1.17
5:1B:144:HIS:HB3	5:1B:204:THR:HG21	1.20	1.17
1:A4:283:HIS:CE1	1:M4:85:GLN:O	1.98	1.17
2:I1:60:VAL:HG11	1:J1:283:HIS:C	1.68	1.17
1:I4:60:LYS:HZ3	2:J4:280:GLN:CB	1.51	1.17
2:N1:87:PRO:CD	2:O1:278:SER:CB	2.16	1.17
2:N1:118:ASP:OD2	2:O1:297:LYS:NZ	1.78	1.17
2:O1:276:ARG:CG	4:Y0:57:LEU:HD22	1.73	1.17
2:O5:15:GLN:CB	4:Y2:204:MET:CE	2.22	1.17
2:Q2:58:LYS:NZ	2:R2:280:GLN:HB2	1.60	1.17
2:Q2:406:MET:CG	6:9B:515:ALA:N	2.02	1.17
2:R6:87:PRO:HD3	2:S6:281:TYR:CE2	1.79	1.17
1:S3:123:ARG:HH22	1:T3:297:GLU:HG2	1.01	1.17
2:S6:10:GLY:C	9:S6:501:GDP:O1B	1.87	1.17

Continued on next page...

Continued from previous page...

Atom-1	Atom-2	Interatomic distance (Å)	Clash overlap (Å)
5:3H:144:HIS:HB3	5:3H:204:THR:HG21	1.20	1.17
1:A6:60:LYS:HZ1	1:B5:283:HIS:CE1	1.63	1.17
1:F1:364:PRO:CB	5:4J:6:ARG:HH21	1.42	1.17
2:H1:122:LYS:HG3	2:I1:291:GLN:OE1	1.40	1.17
1:H2:89:PRO:HB2	1:I2:280:LYS:HG2	1.19	1.17
2:I1:84:ILE:C	1:J1:283:HIS:CE1	2.22	1.17
2:I1:87:PRO:HB3	1:J1:280:LYS:HZ3	1.02	1.17
1:I4:86:LEU:C	2:J4:281:TYR:HE1	1.49	1.17
2:J4:320:ARG:CD	5:1G:148:TYR:CE1	2.27	1.17
1:L2:88:HIS:HD2	1:M2:283:HIS:CB	1.47	1.17
2:L5:86:ARG:CZ	2:M5:281:TYR:CB	2.19	1.17
2:O1:252:LYS:NZ	8:O2:501:GTP:O3G	1.77	1.17
2:Q0:86:ARG:HG3	2:R0:281:TYR:HB2	1.22	1.17
2:R4:11:GLN:N	9:R4:501:GDP:O1B	1.76	1.17
1:T3:56:THR:HG23	1:U3:285:GLN:HA	1.22	1.17
1:A0:283:HIS:CD2	1:M0:60:LYS:HD3	1.80	1.16
2:B0:53:GLU:O	2:C0:283:ALA:HB2	1.01	1.16
1:C1:90:GLU:HB2	1:D1:280:LYS:NZ	1.60	1.16
2:I5:83:GLN:O	1:J5:283:HIS:CE1	1.97	1.16
2:N3:125:GLU:CD	2:O3:291:GLN:OE1	1.87	1.16
1:N6:171:ILE:HG21	8:N6:501:GTP:O2'	1.45	1.16
2:P5:406:MET:HE1	6:9A:550:ALA:O	1.42	1.16
1:Q5:89:PRO:CG	1:R5:280:LYS:HG3	1.73	1.16
2:R6:86:ARG:CG	2:S6:281:TYR:CB	2.23	1.16
1:S5:60:LYS:CD	1:T5:282:TYR:CE1	2.19	1.16
1:T5:171:ILE:HG12	8:T5:501:GTP:HN22	1.00	1.16
1:U3:124:LYS:HD2	1:V2:297:GLU:OE1	1.42	1.16
5:1B:77:LYS:HD2	5:1C:89:LYS:HZ1	1.04	1.16
2:C0:60:VAL:CG1	2:D0:281:TYR:HA	1.74	1.16
2:G3:55:THR:OG1	2:H3:284:LEU:HB2	1.43	1.16
1:K2:88:HIS:HA	1:L2:283:HIS:CG	1.80	1.16
2:L5:256:ASN:HA	1:L6:181:VAL:HG23	1.26	1.16
1:P2:90:GLU:OE2	1:Q1:280:LYS:NZ	1.77	1.16
1:Q1:89:PRO:HG2	1:R1:280:LYS:HG3	1.24	1.16
2:Q2:386:THR:O	6:9B:526:TYR:OH	1.64	1.16
2:U4:55:THR:N	2:V3:283:ALA:CA	2.08	1.16
1:U5:60:LYS:CB	1:V4:282:TYR:O	1.92	1.16
1:V2:124:LYS:CG	1:W2:290:GLU:OE2	1.93	1.16
1:W0:116:ASP:HB3	3:X0:6:PHE:HE2	1.06	1.16
2:A3:430:ALA:O	3:X2:31:ASN:OD1	1.59	1.16
1:E1:54:SER:CB	1:F1:285:GLN:NE2	2.06	1.16

Continued on next page...

Continued from previous page...

Atom-1	Atom-2	Interatomic distance (Å)	Clash overlap (Å)
1:E1:60:LYS:CD	1:F1:282:TYR:O	1.94	1.16
2:F4:122:LYS:HD2	2:G3:291:GLN:NE2	1.58	1.16
2:I3:86:ARG:CZ	1:J3:284:GLU:HG2	1.74	1.16
2:I5:37:HIS:CD2	5:1G:20:THR:CG2	2.27	1.16
1:N6:171:ILE:HG21	8:N6:501:GTP:C2'	1.76	1.16
1:O0:60:LYS:CE	1:P0:283:HIS:CD2	2.28	1.16
1:P6:140:SER:HB2	8:P6:501:GTP:C4'	1.69	1.16
2:Q4:409:THR:HG21	6:9A:515:ALA:CA	1.74	1.16
2:R2:412:GLU:HB3	6:9B:479:MET:SD	1.84	1.16
2:R4:405:GLU:O	6:9A:472:SER:CB	1.91	1.16
1:U1:89:PRO:HG2	1:V0:280:LYS:CE	1.70	1.16
5:7C:144:HIS:HB3	5:7C:204:THR:HG21	1.20	1.16
5:1G:144:HIS:HB3	5:1G:204:THR:HG21	1.20	1.16
1:A2:89:PRO:HG2	1:B1:280:LYS:HD3	1.19	1.16
1:A2:400:ALA:O	3:X1:52:THR:HB	1.44	1.16
2:C4:87:PRO:C	2:D4:278:SER:HB2	1.68	1.16
2:G3:58:LYS:HE2	2:H3:280:GLN:OE1	1.01	1.16
1:N0:1:MET:HE1	2:N1:94:GLN:HG2	1.24	1.16
2:N1:118:ASP:CG	2:O1:297:LYS:HZ2	1.52	1.16
1:N6:140:SER:OG	8:N6:501:GTP:O5'	1.64	1.16
2:O5:12:CYS:SG	9:O5:501:GDP:C4	2.39	1.16
1:Q5:145:THR:HB	8:Q5:501:GTP:O1G	1.42	1.16
2:S2:54:ALA:HA	2:T2:283:ALA:HA	1.17	1.16
5:5D:144:HIS:HB3	5:5D:204:THR:HG21	1.20	1.16
2:A1:58:LYS:HD2	2:B0:280:GLN:O	0.99	1.16
1:F3:88:HIS:NE2	1:G2:284:GLU:HG3	1.59	1.16
2:G5:54:ALA:CB	2:H5:282:ARG:O	1.94	1.16
2:J4:320:ARG:CD	5:1G:148:TYR:CZ	2.27	1.16
2:L1:58:LYS:CD	2:M1:280:GLN:HB2	1.40	1.16
1:Q1:62:VAL:CG1	1:R1:283:HIS:HB3	1.76	1.16
2:S6:12:CYS:HB2	9:S6:501:GDP:O5'	1.44	1.16
2:T6:11:GLN:N	9:T6:501:GDP:O1B	1.79	1.16
2:U2:55:THR:CG2	2:V1:284:LEU:N	2.09	1.16
2:U4:53:GLU:O	2:V3:283:ALA:CB	1.94	1.16
2:W3:1:MET:HG2	1:W4:72:PRO:HG3	1.16	1.16
2:A3:58:LYS:HE3	2:B2:280:GLN:CB	1.74	1.15
1:A4:89:PRO:HD2	1:B3:280:LYS:CD	1.74	1.15
2:C2:86:ARG:CZ	2:D2:282:ARG:HA	1.76	1.15
2:H5:83:GLN:O	2:I5:281:TYR:OH	1.59	1.15
2:I3:87:PRO:HG2	1:J3:280:LYS:CD	1.74	1.15
2:K3:122:LYS:HG3	2:L3:291:GLN:OE1	1.45	1.15

Continued on next page...

Continued from previous page...

Atom-1	Atom-2	Interatomic distance (Å)	Clash overlap (Å)
2:R4:86:ARG:HH22	2:S4:282:ARG:HD3	1.05	1.15
2:R4:406:MET:HE2	6:9A:468:GLU:O	1.36	1.15
2:T0:55:THR:HG23	2:U0:362:LYS:NZ	1.60	1.15
1:U5:60:LYS:HE3	1:V4:282:TYR:CB	1.76	1.15
5:2D:36:ARG:NH2	5:2E:121:ARG:NH1	1.76	1.15
5:4H:144:HIS:HB3	5:4H:204:THR:HG21	1.21	1.15
1:A2:60:LYS:HZ3	1:B1:283:HIS:CG	1.65	1.15
1:A6:280:LYS:CG	1:M6:89:PRO:HG2	1.74	1.15
2:C4:87:PRO:CA	2:D4:278:SER:CB	2.20	1.15
2:E4:87:PRO:HG2	2:F4:278:SER:OG	1.40	1.15
2:F4:86:ARG:HH11	2:G3:282:ARG:NH2	1.42	1.15
1:G4:62:VAL:HG21	1:H4:284:GLU:HA	1.28	1.15
1:J3:219:ILE:CG2	5:2G:150:ASN:OD1	1.95	1.15
2:O3:80:PRO:CG	4:Y1:205:ASN:OD1	1.94	1.15
2:O5:15:GLN:CD	4:Y2:204:MET:HE2	1.71	1.15
2:P5:406:MET:HG3	6:9A:557:LEU:HB2	1.22	1.15
1:P6:12:ALA:HB2	8:P6:501:GTP:C8	1.70	1.15
1:Q3:440:VAL:HG23	6:9A:530:LYS:NZ	1.59	1.15
2:S0:84:ILE:O	2:T0:281:TYR:CE2	1.99	1.15
2:S2:60:VAL:HG12	2:T2:281:TYR:CD1	1.81	1.15
2:U4:122:LYS:CG	2:V3:291:GLN:NE2	2.08	1.15
2:C0:86:ARG:CB	2:D0:281:TYR:CB	2.17	1.15
1:E1:55:GLU:N	1:F1:285:GLN:HE21	1.43	1.15
2:I5:52:ASN:ND2	1:J5:285:GLN:OE1	1.78	1.15
1:I6:87:PHE:O	2:J6:281:TYR:CG	2.00	1.15
1:J3:31:GLN:OE1	5:2G:199:ILE:HG21	0.98	1.15
1:L0:60:LYS:HE3	1:M0:282:TYR:O	1.40	1.15
1:N2:62:VAL:CG2	1:O2:283:HIS:O	1.94	1.15
1:Q5:87:PHE:O	1:R5:283:HIS:CE1	2.00	1.15
2:T0:54:ALA:CA	2:U0:283:ALA:HA	1.76	1.15
5:7B:144:HIS:HB3	5:7B:204:THR:HG21	1.20	1.15
1:A0:422:ARG:NH2	3:X0:55:SER:OG	1.79	1.15
2:I1:87:PRO:HG2	1:J1:280:LYS:CA	1.75	1.15
1:I4:60:LYS:CD	2:J4:280:GLN:HB3	1.77	1.15
1:L0:60:LYS:CD	1:M0:282:TYR:O	1.95	1.15
2:L5:323:MET:N	1:L6:221:ARG:CB	2.10	1.15
2:N3:54:ALA:HA	2:O3:283:ALA:CB	1.75	1.15
1:N4:60:LYS:HD3	1:O4:282:TYR:O	1.00	1.15
2:P5:84:ILE:O	2:Q4:281:TYR:HE1	1.29	1.15
1:S3:88:HIS:CE1	1:T3:280:LYS:HB3	1.77	1.15
1:S3:88:HIS:CD2	1:T3:283:HIS:CB	2.29	1.15

Continued on next page...

Continued from previous page...

Atom-1	Atom-2	Interatomic distance (Å)	Clash overlap (Å)
2:S6:16:ILE:HG12	9:S6:501:GDP:N1	1.62	1.15
1:T1:60:LYS:HD2	1:U1:282:TYR:CD1	1.80	1.15
1:W4:117:LEU:HD13	3:X2:6:PHE:HB3	1.19	1.15
1:E3:88:HIS:HE2	1:F3:284:GLU:HG2	1.12	1.15
1:J3:420:GLU:CG	1:N2:308:ARG:HD2	1.76	1.15
1:N2:263:PRO:HG3	2:N3:396:HIS:CD2	1.82	1.15
1:N4:89:PRO:CG	1:O4:280:LYS:CG	2.23	1.15
1:N6:60:LYS:CE	1:O6:282:TYR:CB	2.25	1.15
2:O5:204:ASN:ND2	9:O5:501:GDP:O2'	1.77	1.15
1:O6:140:SER:HB2	8:O6:501:GTP:O5'	1.45	1.15
2:Q2:60:VAL:HG21	2:R2:281:TYR:O	1.43	1.15
2:R4:405:GLU:CG	6:9A:469:ALA:HB1	1.60	1.15
2:R6:12:CYS:SG	9:R6:501:GDP:N9	2.19	1.15
2:T4:54:ALA:HA	2:U4:283:ALA:HA	1.19	1.15
2:T6:55:THR:OG1	2:U6:284:LEU:CD1	1.95	1.15
1:U3:325:PRO:CG	2:U4:222:TYR:HE1	1.57	1.15
5:7D:144:HIS:HB3	5:7D:204:THR:HG21	1.20	1.15
5:5A:144:HIS:HB3	5:5A:204:THR:HG21	1.20	1.15
5:5C:144:HIS:HB3	5:5C:204:THR:HG21	1.20	1.15
1:A2:434:GLU:CD	3:X1:100:ARG:HD3	1.71	1.14
2:A3:54:ALA:N	2:B2:283:ALA:HB2	1.60	1.14
2:E2:54:ALA:HB1	2:F2:282:ARG:C	1.72	1.14
1:G0:86:LEU:HA	1:H0:283:HIS:CD2	1.79	1.14
2:G5:53:GLU:O	2:H5:283:ALA:CA	1.95	1.14
1:I0:86:LEU:C	2:J0:281:TYR:HE1	1.54	1.14
2:K3:87:PRO:CG	2:L3:277:GLY:C	2.19	1.14
1:L0:88:HIS:HA	1:M0:283:HIS:CG	1.82	1.14
2:L5:323:MET:CG	1:L6:222:PRO:O	1.95	1.14
1:N0:86:LEU:O	1:O0:283:HIS:ND1	1.79	1.14
2:N5:87:PRO:HD2	2:O5:278:SER:OG	1.46	1.14
2:S2:406:MET:SD	6:9B:429:TYR:CA	2.25	1.14
2:U4:55:THR:CG2	2:V3:284:LEU:N	2.11	1.14
5:6C:144:HIS:HB3	5:6C:204:THR:CG2	1.78	1.14
1:G4:60:LYS:HG3	1:H4:282:TYR:O	0.97	1.14
2:I5:87:PRO:HG2	1:J5:280:LYS:CA	1.78	1.14
2:K5:55:THR:HG21	2:L5:284:LEU:HD11	1.19	1.14
2:L3:60:VAL:HG11	2:M3:281:TYR:HA	1.25	1.14
2:L3:86:ARG:CG	2:M3:281:TYR:CB	1.82	1.14
1:P6:12:ALA:HB1	8:P6:501:GTP:C8	1.68	1.14
1:R1:364:PRO:HB3	5:7C:197:TYR:HE1	1.08	1.14
1:S1:88:HIS:HD2	1:T1:283:HIS:CB	1.60	1.14

Continued on next page...

Continued from previous page...

Atom-1	Atom-2	Interatomic distance (Å)	Clash overlap (Å)
1:V4:89:PRO:HD2	1:W4:280:LYS:CG	1.76	1.14
5:1B:144:HIS:HB3	5:1B:204:THR:CG2	1.78	1.14
5:1F:72:ALA:HB3	5:1G:121:ARG:NH2	1.58	1.14
5:4I:144:HIS:HB3	5:4I:204:THR:HG21	1.20	1.14
5:7B:144:HIS:HB3	5:7B:204:THR:CG2	1.78	1.14
5:6B:144:HIS:HB3	5:6B:204:THR:HG21	1.20	1.14
5:5B:144:HIS:HB3	5:5B:204:THR:CG2	1.78	1.14
5:5D:144:HIS:HB3	5:5D:204:THR:CG2	1.78	1.14
2:B2:53:GLU:O	2:C2:283:ALA:CB	1.96	1.14
1:D5:62:VAL:HG21	1:E5:283:HIS:O	1.44	1.14
1:G0:60:LYS:HZ1	1:H0:283:HIS:CG	1.65	1.14
2:I1:87:PRO:HB2	1:J1:280:LYS:HD3	1.17	1.14
2:J4:320:ARG:HH22	5:1G:143:LYS:HB3	1.01	1.14
1:K4:87:PHE:C	1:L4:283:HIS:CD2	2.23	1.14
2:P3:406:MET:CG	6:9B:557:LEU:HD22	1.78	1.14
2:S2:86:ARG:CG	2:T2:281:TYR:HB3	1.76	1.14
1:T1:37:PRO:HG2	5:7A:195:ASP:CB	1.75	1.14
2:T2:125:GLU:OE2	2:U2:291:GLN:NE2	1.79	1.14
1:T5:171:ILE:HG12	8:T5:501:GTP:N2	1.59	1.14
5:1A:144:HIS:HB3	5:1A:204:THR:CG2	1.78	1.14
5:2A:144:HIS:HB3	5:2A:204:THR:CG2	1.78	1.14
5:5A:144:HIS:HB3	5:5A:204:THR:CG2	1.77	1.14
1:A6:400:ALA:HB2	3:X3:53:ASN:HB2	1.26	1.14
1:A6:434:GLU:OE1	3:X3:100:ARG:HD3	1.39	1.14
1:B3:88:HIS:CD2	1:C3:284:GLU:CD	2.26	1.14
1:J3:264:ARG:CD	1:N2:339:ARG:HH22	1.60	1.14
2:O1:83:GLN:O	2:P1:281:TYR:OH	1.64	1.14
2:O3:276:ARG:NH1	4:Y1:57:LEU:N	1.92	1.14
1:O6:85:GLN:O	1:P6:283:HIS:NE2	1.81	1.14
1:P6:12:ALA:HB2	8:P6:501:GTP:H8	1.01	1.14
1:Q1:329:ASN:CG	2:Q2:175:VAL:HG13	1.71	1.14
2:Q2:58:LYS:HZ3	2:R2:280:GLN:CD	1.50	1.14
2:S2:390:ARG:CZ	6:9B:440:LEU:CB	2.25	1.14
1:S3:62:VAL:CG2	1:T3:283:HIS:CA	2.17	1.14
5:1C:144:HIS:HB3	5:1C:204:THR:CG2	1.78	1.14
5:2J:144:HIS:HB3	5:2J:204:THR:CG2	1.78	1.14
5:7D:144:HIS:HB3	5:7D:204:THR:CG2	1.78	1.14
1:A4:431:ASP:OD1	3:X2:102:ARG:NH2	1.80	1.14
1:A6:416:GLY:HA3	3:X3:108:TYR:HB2	1.24	1.14
1:B3:32:PRO:HG3	5:1B:200:ILE:CD1	1.77	1.14
1:J5:60:LYS:HZ2	1:K4:283:HIS:HA	1.10	1.14

Continued on next page...

Continued from previous page...

Atom-1	Atom-2	Interatomic distance (Å)	Clash overlap (Å)
1:L0:89:PRO:HD2	1:M0:280:LYS:HG2	1.26	1.14
1:N0:85:GLN:C	1:O0:283:HIS:HE1	1.56	1.14
1:N4:60:LYS:CD	1:O4:282:TYR:O	1.95	1.14
1:N4:89:PRO:HD2	1:O4:280:LYS:HG2	1.26	1.14
2:P3:404:ASP:OD1	6:9B:554:LYS:HB3	1.45	1.14
2:R6:86:ARG:HG3	2:S6:281:TYR:HB3	1.15	1.14
2:T0:60:VAL:HG11	2:U0:281:TYR:O	1.46	1.14
1:T3:56:THR:HA	1:U3:285:GLN:CB	1.78	1.14
2:T4:54:ALA:HB1	2:U4:282:ARG:O	0.98	1.14
2:U6:122:LYS:HZ2	2:V5:295:ASP:CG	1.34	1.14
5:3J:144:HIS:HB3	5:3J:204:THR:CG2	1.78	1.14
5:7C:144:HIS:HB3	5:7C:204:THR:CG2	1.78	1.14
5:6B:144:HIS:HB3	5:6B:204:THR:CG2	1.78	1.14
1:B3:89:PRO:CG	1:C3:280:LYS:CG	2.26	1.13
2:D2:122:LYS:HG3	2:E2:291:GLN:NE2	1.58	1.13
1:I6:89:PRO:CD	2:J6:281:TYR:HD1	1.60	1.13
1:J3:32:PRO:HD3	5:2G:200:ILE:HD11	1.17	1.13
2:L3:87:PRO:CD	2:M3:281:TYR:CD2	2.32	1.13
2:O5:12:CYS:SG	9:O5:501:GDP:C8	2.40	1.13
1:S3:62:VAL:HG21	1:T3:283:HIS:O	1.48	1.13
2:S6:87:PRO:CD	2:T6:277:GLY:C	2.21	1.13
1:T1:89:PRO:CG	1:U1:280:LYS:CD	1.98	1.13
2:U4:121:ARG:NH2	2:V3:337:ASN:OD1	1.81	1.13
1:W2:117:LEU:HD13	3:X1:6:PHE:HB3	1.18	1.13
5:4J:144:HIS:HB3	5:4J:204:THR:HG21	1.20	1.13
5:2I:144:HIS:HB3	5:2I:204:THR:CG2	1.78	1.13
5:7A:144:HIS:HB3	5:7A:204:THR:CG2	1.77	1.13
1:A0:396:ASP:OD2	3:X0:56:THR:HG23	1.46	1.13
2:A3:54:ALA:HB1	2:B2:282:ARG:C	1.71	1.13
2:E0:58:LYS:HZ2	2:F0:280:GLN:CB	1.59	1.13
1:K0:90:GLU:OE2	1:L0:280:LYS:HE3	1.48	1.13
1:N6:231:ILE:HD12	8:N6:501:GTP:C2	1.83	1.13
2:Q4:60:VAL:CG1	2:R4:281:TYR:CA	2.17	1.13
2:S6:86:ARG:HH21	2:T6:281:TYR:C	1.55	1.13
1:U1:89:PRO:HB2	1:V0:280:LYS:HE2	1.30	1.13
1:U5:56:THR:HA	1:V4:285:GLN:HG3	1.16	1.13
2:V1:60:VAL:CG1	2:W1:281:TYR:HA	1.77	1.13
2:W5:276:ARG:HH21	7:8C:299:LEU:HD21	1.07	1.13
5:2C:144:HIS:HB3	5:2C:204:THR:CG2	1.77	1.13
5:6A:144:HIS:HB3	5:6A:204:THR:HG21	1.20	1.13
2:A3:60:VAL:HG11	2:B2:281:TYR:HB3	1.30	1.13

Continued on next page...

Continued from previous page...

Atom-1	Atom-2	Interatomic distance (Å)	Clash overlap (Å)
1:A4:283:HIS:CE1	1:M4:60:LYS:NZ	2.15	1.13
1:A6:56:THR:HA	1:B5:285:GLN:CG	1.76	1.13
1:A6:400:ALA:HB1	3:X3:52:THR:HG22	1.25	1.13
1:A6:427:ALA:HB1	3:X3:102:ARG:HE	0.98	1.13
1:C3:62:VAL:CG1	1:D3:283:HIS:O	1.95	1.13
1:E1:39:ASP:OD1	5:4J:74:VAL:CG2	1.95	1.13
2:F4:84:ILE:O	2:G3:281:TYR:CE1	2.01	1.13
1:G0:128:GLN:HG3	1:H0:290:GLU:OE2	0.95	1.13
1:I2:87:PHE:O	2:J2:281:TYR:CZ	2.02	1.13
1:Q5:231:ILE:HD11	8:Q5:501:GTP:N2	1.62	1.13
1:S3:88:HIS:N	1:T3:283:HIS:CD2	2.16	1.13
1:U1:89:PRO:HD2	1:V0:280:LYS:HG2	1.14	1.13
5:2E:144:HIS:HB3	5:2E:204:THR:HG21	1.20	1.13
5:3J:144:HIS:HB3	5:3J:204:THR:HG21	1.20	1.13
5:4J:144:HIS:HB3	5:4J:204:THR:CG2	1.78	1.13
5:5C:144:HIS:HB3	5:5C:204:THR:CG2	1.78	1.13
2:D2:122:LYS:HG3	2:E2:291:GLN:CG	1.77	1.13
1:F1:85:GLN:CG	1:G0:282:TYR:HE2	1.62	1.13
1:K4:89:PRO:HD2	1:L4:280:LYS:CG	1.78	1.13
2:N1:58:LYS:HD3	2:O1:280:GLN:O	1.47	1.13
2:O5:86:ARG:HH12	2:P5:278:SER:HB3	0.96	1.13
1:O6:145:THR:HB	8:O6:501:GTP:O1G	1.49	1.13
1:O6:171:ILE:HG21	8:O6:501:GTP:O2'	1.48	1.13
1:P6:87:PHE:O	1:Q5:283:HIS:CE1	2.02	1.13
1:P6:90:GLU:OE1	1:Q5:280:LYS:NZ	1.79	1.13
2:T6:53:GLU:O	2:U6:283:ALA:CB	1.95	1.13
2:U4:53:GLU:O	2:V3:283:ALA:HB3	1.46	1.13
2:U4:55:THR:HG22	2:V3:284:LEU:HB2	1.29	1.13
5:2F:144:HIS:HB3	5:2F:204:THR:CG2	1.78	1.13
5:3C:144:HIS:HB3	5:3C:204:THR:CG2	1.77	1.13
5:3F:144:HIS:HB3	5:3F:204:THR:HG21	1.20	1.13
5:4I:144:HIS:HB3	5:4I:204:THR:CG2	1.78	1.13
5:1G:144:HIS:HB3	5:1G:204:THR:CG2	1.77	1.13
1:A6:400:ALA:CB	3:X3:52:THR:CG2	1.99	1.13
1:A6:283:HIS:HA	1:M6:60:LYS:HD3	1.17	1.12
1:A6:423:GLU:CD	3:X3:104:ARG:NH1	2.07	1.12
2:D2:83:GLN:HG2	2:E2:281:TYR:OH	1.49	1.12
2:D4:54:ALA:CA	2:E4:283:ALA:HB2	1.77	1.12
2:J4:406:MET:CB	2:N3:306:ARG:NH2	2.11	1.12
1:K0:88:HIS:HA	1:L0:283:HIS:CD2	1.83	1.12
2:K5:55:THR:CB	2:L5:284:LEU:HD12	1.77	1.12

Continued on next page...

Continued from previous page...

Atom-1	Atom-2	Interatomic distance (Å)	Clash overlap (Å)
1:N6:89:PRO:HB2	1:O6:280:LYS:CD	1.72	1.13
2:R2:87:PRO:HD3	2:S2:281:TYR:CD2	1.84	1.13
2:S4:406:MET:HE3	6:9A:426:ALA:HA	1.20	1.13
1:W0:121:ARG:HH22	3:X0:5:THR:CA	1.62	1.13
2:W3:122:LYS:HE2	3:X2:38:THR:HB	1.18	1.13
2:W3:125:GLU:O	3:X2:17:ILE:HA	1.47	1.12
5:3H:144:HIS:HB3	5:3H:204:THR:CG2	1.78	1.12
5:2J:144:HIS:HB3	5:2J:204:THR:HG21	1.20	1.13
5:7A:144:HIS:HB3	5:7A:204:THR:HG21	1.20	1.12
5:2G:144:HIS:HB3	5:2G:204:THR:CG2	1.77	1.13
2:L5:323:MET:N	1:L6:221:ARG:HB3	1.28	1.12
1:N2:38:SER:HA	4:Y1:255:LYS:HZ1	0.95	1.12
2:Q4:386:THR:CB	6:9A:522:LYS:HD3	1.80	1.12
1:Q5:228:ASN:OD1	8:Q5:501:GTP:O6	1.67	1.12
5:7B:36:ARG:NH2	5:7C:121:ARG:NH1	1.76	1.12
2:B4:83:GLN:O	2:C4:281:TYR:OH	1.63	1.12
2:G3:54:ALA:CB	2:H3:282:ARG:O	1.82	1.12
1:H0:31:GLN:HE21	5:4H:199:ILE:HD12	1.06	1.12
1:I4:89:PRO:HG2	2:J4:278:SER:N	1.64	1.12
2:K5:84:ILE:N	2:L5:281:TYR:OH	1.81	1.12
1:L0:60:LYS:CD	1:M0:282:TYR:CD1	2.33	1.12
2:L3:86:ARG:NH1	2:M3:282:ARG:HA	1.62	1.12
2:L5:86:ARG:NH1	2:M5:281:TYR:HB2	1.62	1.12
2:N5:54:ALA:HA	2:O5:283:ALA:HB2	1.26	1.12
2:N5:60:VAL:HG11	2:O5:281:TYR:HA	1.20	1.12
2:S2:390:ARG:HD3	6:9B:440:LEU:HD13	1.23	1.12
2:S4:409:THR:CG2	6:9A:429:TYR:HD1	1.60	1.12
5:1D:36:ARG:NH2	5:1E:121:ARG:NH1	1.97	1.12
5:3G:144:HIS:HB3	5:3G:204:THR:CG2	1.77	1.12
5:3I:144:HIS:HB3	5:3I:204:THR:CG2	1.78	1.12
5:6A:144:HIS:HB3	5:6A:204:THR:CG2	1.77	1.12
1:A6:424:ASP:OD1	3:X3:113:ARG:NH2	1.80	1.12
2:F6:60:VAL:HG11	2:G5:281:TYR:HB3	1.31	1.12
1:G0:86:LEU:O	1:H0:283:HIS:CD2	2.02	1.12
2:I3:58:LYS:HZ1	5:2G:13:ILE:CD1	1.63	1.12
2:J2:406:MET:SD	2:N1:307:HIS:CE1	2.42	1.12
1:N4:89:PRO:CD	1:O4:280:LYS:HG3	1.76	1.12
2:O5:12:CYS:SG	9:O5:501:GDP:N9	2.23	1.12
2:Q2:86:ARG:NH1	2:R2:282:ARG:CD	2.12	1.12
2:Q2:87:PRO:HD2	2:R2:278:SER:HB3	1.14	1.12
2:Q2:87:PRO:HB2	2:R2:278:SER:OG	1.48	1.12

Continued on next page...

Continued from previous page...

Atom-1	Atom-2	Interatomic distance (Å)	Clash overlap (Å)
1:Q5:60:LYS:CE	1:R5:282:TYR:HB3	1.78	1.12
1:S3:62:VAL:CG2	1:T3:283:HIS:O	1.98	1.12
2:S6:122:LYS:NZ	2:T6:295:ASP:OD2	1.80	1.12
2:T0:122:LYS:HG2	2:U0:291:GLN:NE2	1.64	1.12
5:1B:77:LYS:HD2	5:1C:89:LYS:NZ	1.64	1.12
5:2E:144:HIS:HB3	5:2E:204:THR:CG2	1.78	1.12
5:4H:144:HIS:HB3	5:4H:204:THR:CG2	1.78	1.12
2:E0:86:ARG:NE	2:F0:282:ARG:HH22	1.47	1.12
2:F6:87:PRO:HG2	2:G5:278:SER:HA	1.27	1.12
2:I1:87:PRO:HB2	1:J1:280:LYS:CG	1.79	1.12
1:K4:60:LYS:HE3	1:L4:282:TYR:CD2	1.76	1.12
2:P5:226:ASN:OD1	9:P5:501:GDP:O6	1.65	1.12
1:T1:37:PRO:HG2	5:7A:195:ASP:HB2	1.24	1.12
5:2D:144:HIS:HB3	5:2D:204:THR:CG2	1.78	1.12
5:3I:144:HIS:HB3	5:3I:204:THR:HG21	1.20	1.12
1:B3:282:TYR:CE1	5:1B:9:ARG:CZ	2.33	1.12
2:E0:58:LYS:NZ	2:F0:280:GLN:CB	2.12	1.12
2:E4:54:ALA:HA	2:F4:283:ALA:HB2	1.24	1.12
1:F5:85:GLN:HG2	1:G4:282:TYR:HE1	1.07	1.12
1:I2:86:LEU:O	2:J2:281:TYR:CE1	2.01	1.12
2:J6:406:MET:HG3	2:N5:306:ARG:NH2	1.57	1.12
2:K1:86:ARG:HA	2:L1:281:TYR:CG	1.85	1.12
1:N6:88:HIS:CE1	1:O6:280:LYS:HB3	1.85	1.12
1:O2:88:HIS:CE1	1:P2:280:LYS:NZ	2.17	1.12
1:O6:60:LYS:HD3	1:P6:283:HIS:CD2	1.83	1.12
2:Q0:86:ARG:HG3	2:R0:281:TYR:CB	1.80	1.12
2:Q2:406:MET:HE3	6:9B:518:LYS:HE3	1.14	1.12
1:T1:90:GLU:HG3	1:U1:280:LYS:NZ	1.63	1.12
2:U2:55:THR:CG2	2:V1:284:LEU:CB	2.27	1.12
2:V5:86:ARG:NH1	2:W5:282:ARG:HG3	1.62	1.12
2:W3:276:ARG:HG2	7:8B:302:LEU:HD21	1.31	1.12
5:3C:144:HIS:HB3	5:3C:204:THR:HG21	1.20	1.12
5:3D:144:HIS:HB3	5:3D:204:THR:CG2	1.78	1.12
5:3F:144:HIS:HB3	5:3F:204:THR:CG2	1.77	1.12
1:A6:196:GLU:HG2	3:X3:115:LYS:NZ	1.64	1.11
2:B4:53:GLU:O	2:C4:283:ALA:HB2	0.96	1.11
1:C3:32:PRO:CG	5:1A:200:ILE:HD11	1.78	1.11
1:D5:62:VAL:CG2	1:E5:283:HIS:O	1.97	1.11
1:F3:88:HIS:CD2	1:G2:283:HIS:HB2	1.83	1.11
1:G0:62:VAL:HG21	1:H0:284:GLU:CA	1.68	1.11
1:H2:87:PHE:O	1:I2:283:HIS:CG	2.03	1.11

Continued on next page...

Continued from previous page...

Atom-1	Atom-2	Interatomic distance (Å)	Clash overlap (Å)
1:H2:88:HIS:HE2	1:I2:284:GLU:HG3	1.13	1.11
2:L1:55:THR:HG21	2:M1:284:LEU:HD12	1.20	1.11
2:N1:60:VAL:CG2	2:O1:281:TYR:O	1.96	1.11
2:R6:87:PRO:CD	2:S6:281:TYR:HD2	1.57	1.11
2:T2:345:ILE:HG23	1:T3:398:MET:HE2	1.26	1.11
1:V0:85:GLN:O	1:W0:283:HIS:CD2	2.03	1.11
1:V2:325:PRO:HG2	2:V3:222:TYR:CZ	1.84	1.11
5:3D:77:LYS:NZ	5:3E:89:LYS:HZ1	1.47	1.11
5:2G:144:HIS:HB3	5:2G:204:THR:HG21	1.20	1.11
1:A4:89:PRO:CD	1:B3:280:LYS:CD	2.27	1.11
1:A4:396:ASP:OD1	3:X2:53:ASN:OD1	1.68	1.11
1:B1:89:PRO:HD2	1:C1:280:LYS:CG	1.80	1.11
1:E1:62:VAL:HG11	1:F1:283:HIS:HB3	1.12	1.11
1:H0:87:PHE:C	1:I0:283:HIS:CD2	2.28	1.11
2:H5:58:LYS:HZ3	2:I5:280:GLN:HG3	1.15	1.11
1:I2:86:LEU:C	2:J2:281:TYR:HE1	1.59	1.11
2:I5:87:PRO:CG	1:J5:280:LYS:CG	2.22	1.11
2:L1:86:ARG:HG3	2:M1:281:TYR:HB2	1.25	1.11
2:O5:15:GLN:CG	4:Y2:204:MET:HE2	1.71	1.11
2:P3:404:ASP:CB	6:9B:554:LYS:HB3	1.80	1.11
2:R4:406:MET:N	6:9A:468:GLU:O	1.83	1.11
2:S0:60:VAL:HG11	2:T0:281:TYR:HA	1.30	1.11
1:T1:88:HIS:CE1	1:U1:280:LYS:HE2	1.84	1.11
1:T3:89:PRO:HG2	1:U3:280:LYS:HG3	1.21	1.11
2:T4:87:PRO:CD	2:U4:278:SER:OG	1.96	1.11
2:U4:55:THR:CG2	2:V3:284:LEU:HB2	1.78	1.11
2:U4:83:GLN:HB3	2:V3:281:TYR:OH	1.47	1.11
1:V0:35:GLN:OE1	1:W0:282:TYR:OH	1.67	1.11
5:1D:144:HIS:HB3	5:1D:204:THR:CG2	1.78	1.11
1:A2:89:PRO:CG	1:B1:280:LYS:HD3	1.80	1.11
2:I1:60:VAL:CG2	1:J1:283:HIS:O	1.98	1.11
1:K2:89:PRO:HG2	1:L2:280:LYS:HG3	1.33	1.11
1:K2:309:HIS:ND1	1:N2:282:TYR:HB3	1.65	1.11
2:L1:86:ARG:CA	2:M1:281:TYR:CG	2.33	1.11
1:N0:59:GLY:CA	4:Y0:230:ARG:HH12	1.60	1.11
2:P5:86:ARG:CZ	2:Q4:278:SER:OG	1.99	1.11
1:R3:55:GLU:O	1:S3:285:GLN:HB2	1.47	1.11
1:T3:60:LYS:HG3	1:U3:282:TYR:O	1.49	1.11
2:T6:10:GLY:CA	9:T6:501:GDP:O2B	1.96	1.11
1:V0:60:LYS:CD	1:W0:283:HIS:HA	1.79	1.11
2:W1:125:GLU:OE1	3:X1:17:ILE:HD13	1.48	1.11

Continued on next page...

Continued from previous page...

Atom-1	Atom-2	Interatomic distance (Å)	Clash overlap (Å)
5:2F:144:HIS:HB3	5:2F:204:THR:HG21	1.20	1.11
5:6D:144:HIS:HB3	5:6D:204:THR:CG2	1.78	1.11
2:A5:278:SER:HB3	2:M5:86:ARG:HH22	0.98	1.11
1:E5:62:VAL:CG2	1:F5:283:HIS:CA	2.29	1.11
1:E5:128:GLN:HG2	1:F5:290:GLU:OE2	1.48	1.11
1:G0:60:LYS:HD3	1:H0:282:TYR:C	1.60	1.11
2:K1:307:HIS:HA	2:N1:280:GLN:CB	1.81	1.11
2:K1:307:HIS:HA	2:N1:280:GLN:HB3	1.20	1.11
1:K4:89:PRO:HB2	1:L4:280:LYS:HG3	1.33	1.11
2:Q0:87:PRO:HG2	2:R0:277:GLY:C	1.74	1.11
2:Q0:87:PRO:HD2	2:R0:278:SER:CB	1.80	1.11
1:Q3:89:PRO:HG2	1:R3:280:LYS:HG3	1.29	1.11
1:Q5:88:HIS:CD2	1:R5:284:GLU:HG3	1.85	1.11
1:T5:140:SER:OG	8:T5:501:GTP:C1'	1.98	1.11
2:W1:125:GLU:O	3:X1:17:ILE:CA	1.98	1.11
5:1C:144:HIS:HB3	5:1C:204:THR:HG21	1.20	1.11
2:A3:53:GLU:C	2:B2:283:ALA:HB2	1.75	1.11
1:F1:365:GLY:H	5:4J:6:ARG:NH1	1.45	1.11
2:I5:60:VAL:HG11	1:J5:283:HIS:HA	1.11	1.11
1:J3:26:LEU:HD11	5:2G:197:TYR:CD1	1.86	1.11
1:L0:88:HIS:NE2	1:M0:284:GLU:HB2	1.65	1.11
2:L1:58:LYS:CD	2:M1:280:GLN:CB	2.28	1.11
1:N6:124:LYS:CE	1:O6:297:GLU:OE1	1.99	1.11
1:Q3:127:ASP:CG	1:R3:293:ASN:HD22	1.59	1.11
1:Q5:128:GLN:CD	1:R5:290:GLU:OE1	1.92	1.11
2:R2:86:ARG:HA	2:S2:281:TYR:CG	1.85	1.11
5:3E:144:HIS:HB3	5:3E:204:THR:CG2	1.78	1.11
1:A0:285:GLN:HA	1:M0:56:THR:HG23	1.30	1.10
1:B5:90:GLU:HG3	1:C5:280:LYS:HD2	1.22	1.10
2:C0:60:VAL:HB	2:D0:281:TYR:HA	1.21	1.10
2:E0:54:ALA:C	2:F0:283:ALA:HA	1.74	1.10
2:E4:54:ALA:HA	2:F4:283:ALA:CB	1.79	1.10
2:H3:58:LYS:HZ3	2:I3:280:GLN:CG	1.53	1.10
1:N4:89:PRO:HB2	1:O4:280:LYS:HG3	1.31	1.10
2:P5:323:MET:HG2	1:P6:224:TYR:CE1	1.86	1.10
1:P6:90:GLU:HG3	1:Q5:280:LYS:HE3	1.32	1.10
2:R4:386:THR:OG1	6:9A:479:MET:CE	1.98	1.10
2:S6:16:ILE:HG12	9:S6:501:GDP:C6	1.84	1.10
2:S6:122:LYS:CG	2:T6:291:GLN:HE21	1.46	1.10
1:G0:89:PRO:HD2	1:H0:280:LYS:HD3	1.25	1.10
1:G2:86:LEU:HA	1:H2:283:HIS:CD2	1.70	1.10

Continued on next page...

Continued from previous page...

Atom-1	Atom-2	Interatomic distance (Å)	Clash overlap (Å)
1:H0:364:PRO:HB3	5:4H:7:HIS:CE1	1.86	1.10
1:H2:87:PHE:O	1:I2:283:HIS:ND1	1.84	1.10
1:H2:128:GLN:NE2	1:I2:285:GLN:OE1	1.84	1.10
2:I5:87:PRO:HG2	1:J5:280:LYS:HA	1.16	1.10
1:J3:29:GLY:HA2	5:2G:196:VAL:CG2	1.79	1.10
1:J3:88:HIS:NE2	1:K2:284:GLU:OE1	1.84	1.10
2:J4:320:ARG:CZ	5:1G:143:LYS:CD	2.29	1.10
1:J5:26:LEU:HG	5:1G:194:THR:HG21	1.23	1.10
2:K1:60:VAL:HG11	2:L1:281:TYR:HA	1.31	1.10
1:K4:89:PRO:CD	1:L4:280:LYS:CG	2.29	1.10
1:L0:89:PRO:HG2	1:M0:280:LYS:HG3	1.12	1.10
2:N3:58:LYS:HE2	2:O3:280:GLN:O	1.51	1.10
2:O5:15:GLN:HA	4:Y2:204:MET:HE1	1.20	1.10
1:O6:10:GLY:HA3	8:O6:501:GTP:O1B	0.93	1.10
2:R4:405:GLU:OE1	6:9A:469:ALA:CB	1.99	1.10
1:U5:171:ILE:HD12	8:U5:501:GTP:N2	1.66	1.10
2:A1:54:ALA:CA	2:B0:283:ALA:HB2	1.80	1.10
1:A4:60:LYS:HD3	1:B3:282:TYR:O	1.48	1.10
1:A6:60:LYS:HG2	1:B5:283:HIS:HA	1.16	1.10
1:A6:283:HIS:CD2	1:M6:60:LYS:HE3	1.78	1.10
1:F5:89:PRO:CG	1:G4:280:LYS:HG2	1.82	1.10
1:I2:60:LYS:HE3	2:J2:280:GLN:HB2	1.34	1.10
1:I6:85:GLN:O	2:J6:281:TYR:CE2	2.04	1.10
2:J2:122:LYS:CG	2:K1:291:GLN:HE22	1.64	1.10
2:J6:406:MET:HE2	2:N5:306:ARG:HG2	1.29	1.10
2:K5:55:THR:CG2	2:L5:284:LEU:HD11	1.76	1.10
2:O3:87:PRO:HG2	2:P3:278:SER:OG	1.51	1.10
1:R3:62:VAL:HG21	1:S3:283:HIS:O	0.92	1.10
1:S3:60:LYS:HD3	1:T3:282:TYR:O	1.52	1.10
2:T2:83:GLN:O	2:U2:281:TYR:OH	1.66	1.10
1:V0:89:PRO:CD	1:W0:280:LYS:HG3	1.80	1.10
2:V3:122:LYS:O	2:W3:291:GLN:OE1	1.69	1.10
1:A6:56:THR:HG23	1:B5:285:GLN:HA	1.34	1.10
1:A6:427:ALA:HB1	3:X3:102:ARG:NE	1.64	1.10
2:B0:83:GLN:O	2:C0:281:TYR:OH	1.64	1.10
2:C0:86:ARG:HB2	2:D0:281:TYR:HB3	1.31	1.10
1:E1:60:LYS:CD	1:F1:282:TYR:CD2	2.33	1.10
1:E1:60:LYS:CE	1:F1:282:TYR:HD2	1.64	1.10
1:E5:55:GLU:O	1:F5:285:GLN:HG2	1.52	1.10
1:G2:86:LEU:O	1:H2:283:HIS:HD2	1.35	1.10
2:I1:60:VAL:HG11	1:J1:283:HIS:HA	1.12	1.10

Continued on next page...

Continued from previous page...

Atom-1	Atom-2	Interatomic distance (Å)	Clash overlap (Å)
2:J4:320:ARG:NH2	5:1G:143:LYS:HD2	1.67	1.10
2:L3:87:PRO:HD2	2:M3:278:SER:HA	1.18	1.10
2:N3:54:ALA:HA	2:O3:283:ALA:HB2	1.12	1.10
1:N6:60:LYS:HD2	1:O6:282:TYR:CA	1.81	1.10
2:P5:404:ASP:N	6:9A:554:LYS:NZ	1.94	1.10
1:P6:90:GLU:CG	1:Q5:280:LYS:HE3	1.81	1.10
2:Q2:58:LYS:NZ	2:R2:280:GLN:CB	2.09	1.10
2:R2:122:LYS:HZ2	2:S2:292:GLN:HG3	1.12	1.10
2:R4:390:ARG:HG3	6:9A:476:TRP:CB	1.81	1.10
1:S1:326:LYS:HG3	2:S2:212:PHE:CZ	1.85	1.10
1:S5:10:GLY:HA2	8:S5:501:GTP:O1B	0.95	1.10
2:T2:143:THR:HB	9:T2:501:GDP:O2B	1.51	1.10
1:T3:89:PRO:HD2	1:U3:280:LYS:CG	1.81	1.10
2:U4:55:THR:HG21	2:V3:284:LEU:CD1	1.82	1.10
1:U5:60:LYS:HD3	1:V4:283:HIS:CG	1.86	1.10
1:V4:54:SER:CB	1:W4:285:GLN:OE1	1.98	1.10
1:G0:86:LEU:O	1:H0:283:HIS:HD2	1.33	1.10
2:H3:58:LYS:NZ	2:I3:280:GLN:HG3	1.60	1.10
2:I3:85:PHE:O	1:J3:283:HIS:ND1	1.84	1.10
1:I4:60:LYS:HD3	2:J4:280:GLN:HB3	1.12	1.10
2:K3:87:PRO:CG	2:L3:278:SER:N	2.14	1.10
1:K4:89:PRO:HD2	1:L4:280:LYS:HA	1.21	1.10
2:O1:15:GLN:HA	4:Y0:204:MET:CE	1.80	1.10
1:O2:60:LYS:NZ	1:P2:283:HIS:CD2	2.19	1.10
2:O3:276:ARG:HH12	4:Y1:57:LEU:N	1.28	1.10
1:O4:60:LYS:HZ1	1:P4:283:HIS:CE1	1.69	1.10
1:R3:120:ASP:OD1	1:S3:297:GLU:OE1	1.68	1.10
2:S4:122:LYS:CG	2:T4:291:GLN:HE21	1.65	1.10
1:T1:364:PRO:HB3	5:7A:197:TYR:CE2	1.65	1.10
2:T2:58:LYS:HE3	2:U2:280:GLN:HB3	1.32	1.10
1:T3:56:THR:CA	1:U3:285:GLN:HG3	1.80	1.10
1:U1:60:LYS:CD	1:V0:283:HIS:CA	2.17	1.10
1:W0:116:ASP:HB3	3:X0:6:PHE:CE2	1.87	1.10
5:1D:144:HIS:HB3	5:1D:204:THR:HG21	1.20	1.10
2:D6:54:ALA:HA	2:E6:283:ALA:CA	1.83	1.09
2:D6:86:ARG:HH22	2:E6:278:SER:HA	1.06	1.09
1:G0:60:LYS:CE	1:H0:283:HIS:CA	2.30	1.09
1:K4:89:PRO:HG2	1:L4:280:LYS:HG3	1.30	1.09
2:L1:55:THR:CG2	2:M1:284:LEU:CD1	2.26	1.09
1:N0:85:GLN:C	1:O0:283:HIS:CE1	2.29	1.09
1:N4:89:PRO:CB	1:O4:280:LYS:CG	2.29	1.09

Continued on next page...

Continued from previous page...

Atom-1	Atom-2	Interatomic distance (Å)	Clash overlap (Å)
1:P4:90:GLU:HG2	1:Q3:280:LYS:HE3	1.33	1.09
2:Q4:60:VAL:HG11	2:R4:281:TYR:O	1.51	1.09
1:R5:62:VAL:HG21	1:S5:283:HIS:O	1.50	1.09
2:S2:390:ARG:CZ	6:9B:440:LEU:HD12	1.81	1.09
1:S3:90:GLU:CG	1:T3:280:LYS:CD	2.00	1.09
2:S6:229:VAL:CG2	9:S6:501:GDP:HN21	1.63	1.09
1:U5:60:LYS:CE	1:V4:282:TYR:CB	2.28	1.09
1:V4:90:GLU:CB	1:W4:280:LYS:HZ3	1.63	1.09
5:2D:144:HIS:HB3	5:2D:204:THR:HG21	1.20	1.09
1:A4:400:ALA:HB1	3:X2:52:THR:OG1	1.51	1.09
1:F1:60:LYS:CE	1:G0:282:TYR:CE1	2.35	1.09
2:G5:53:GLU:O	2:H5:283:ALA:HB3	1.44	1.09
1:H4:87:PHE:O	1:I4:283:HIS:CD2	2.06	1.09
1:J3:29:GLY:HA2	5:2G:196:VAL:HG21	1.17	1.09
2:N1:125:GLU:OE1	2:O1:291:GLN:HB3	1.43	1.09
2:N3:58:LYS:CE	2:O3:280:GLN:O	2.00	1.09
2:O5:144:GLY:HA3	9:O5:501:GDP:O2B	1.33	1.09
1:O6:171:ILE:HG13	8:O6:501:GTP:H1'	1.34	1.09
1:P6:12:ALA:HB3	8:P6:501:GTP:O2A	1.26	1.09
2:S2:390:ARG:CZ	6:9B:440:LEU:CG	2.28	1.09
1:S5:90:GLU:OE1	1:T5:280:LYS:HG2	1.53	1.09
1:T5:127:ASP:OD2	1:U5:293:ASN:CG	1.96	1.09
2:V5:58:LYS:HZ3	2:W5:280:GLN:HB2	1.10	1.09
2:V5:87:PRO:CG	2:W5:278:SER:HB2	1.81	1.09
2:W3:122:LYS:NZ	3:X2:38:THR:H	1.50	1.09
1:A6:396:ASP:HA	3:X3:53:ASN:ND2	1.67	1.09
1:A6:420:GLU:HG3	3:X3:109:GLN:HE21	1.14	1.09
1:C1:62:VAL:HB	1:D1:282:TYR:O	1.52	1.09
2:C2:60:VAL:CG1	2:D2:281:TYR:HA	1.82	1.09
1:E1:54:SER:CA	1:F1:285:GLN:HE22	1.65	1.09
1:F1:128:GLN:NE2	1:G0:285:GLN:OE1	1.84	1.09
2:G3:55:THR:HG1	2:H3:284:LEU:HB2	0.95	1.09
2:H1:122:LYS:CE	2:I1:291:GLN:HG2	1.82	1.09
2:H3:58:LYS:NZ	2:I3:280:GLN:HG2	1.59	1.09
2:I5:60:VAL:HG21	1:J5:283:HIS:O	1.50	1.09
1:J3:264:ARG:CZ	1:N2:339:ARG:HH21	1.53	1.09
2:J4:83:GLN:O	2:K3:281:TYR:OH	1.69	1.09
1:K4:89:PRO:CG	1:L4:280:LYS:CG	2.29	1.09
2:K5:87:PRO:HG3	2:L5:278:SER:N	1.67	1.09
2:L1:58:LYS:HD3	2:M1:280:GLN:CB	1.81	1.09
1:L4:89:PRO:HD3	1:M4:283:HIS:HD1	0.98	1.09

Continued on next page...

Continued from previous page...

Atom-1	Atom-2	Interatomic distance (Å)	Clash overlap (Å)
2:N1:60:VAL:CG1	2:O1:281:TYR:HA	1.82	1.09
2:N5:118:ASP:CG	2:O5:297:LYS:HZ2	1.60	1.09
2:O5:258:VAL:HG13	1:O6:407:TRP:HE1	1.16	1.09
2:Q0:86:ARG:NH1	2:R0:282:ARG:HE	1.48	1.09
2:Q0:118:ASP:OD2	2:R0:297:LYS:HD2	1.49	1.09
2:Q4:404:ASP:CG	6:9A:508:ARG:HG2	1.78	1.09
1:S3:88:HIS:HE1	1:T3:280:LYS:HB3	0.93	1.09
1:U1:60:LYS:HD3	1:V0:283:HIS:HA	1.32	1.09
1:U1:89:PRO:CG	1:V0:280:LYS:CG	2.31	1.09
1:V2:329:ASN:ND2	2:V3:175:VAL:HG13	1.67	1.09
1:A2:60:LYS:HG2	1:B1:283:HIS:HA	1.35	1.09
1:A4:89:PRO:HG2	1:B3:280:LYS:HD3	1.27	1.09
1:A6:290:GLU:OE2	1:M6:128:GLN:CD	1.95	1.09
1:A6:430:LYS:NZ	3:X3:153:ARG:CD	2.14	1.09
1:D5:89:PRO:HG2	1:E5:280:LYS:HB3	1.15	1.09
1:G0:60:LYS:CD	1:H0:282:TYR:O	0.79	1.09
2:G1:60:VAL:CG1	2:H1:281:TYR:O	2.01	1.09
2:H3:87:PRO:CG	2:I3:278:SER:HB2	1.83	1.09
2:I3:58:LYS:NZ	5:2G:13:ILE:CD1	2.15	1.09
2:O3:15:GLN:CG	4:Y1:204:MET:HE3	1.83	1.09
1:O6:12:ALA:HB2	8:O6:501:GTP:H8	1.14	1.09
2:P5:406:MET:HE3	6:9A:553:LYS:CB	1.74	1.09
2:Q2:389:PHE:O	6:9B:519:TRP:CZ3	0.74	1.09
2:Q4:122:LYS:HE3	2:R4:295:ASP:OD1	1.48	1.09
1:R3:128:GLN:HG2	1:S3:290:GLU:OE2	1.38	1.09
2:R6:86:ARG:CG	2:S6:281:TYR:HB3	1.81	1.09
2:S6:122:LYS:HG2	2:T6:291:GLN:HE21	1.03	1.09
1:T3:32:PRO:HD3	5:6A:196:VAL:HG13	1.33	1.09
2:T6:54:ALA:HA	2:U6:283:ALA:HB2	1.24	1.09
2:U2:55:THR:HG21	2:V1:284:LEU:HB2	1.20	1.09
5:7C:72:ALA:HA	5:7D:121:ARG:NH2	1.53	1.09
5:5B:36:ARG:NH2	5:5C:121:ARG:NH1	1.75	1.09
1:B5:54:SER:HB2	1:C5:285:GLN:NE2	1.66	1.09
1:C5:89:PRO:CG	1:D5:279:GLU:C	2.18	1.09
2:E0:58:LYS:NZ	2:F0:280:GLN:HB2	1.68	1.09
1:E3:62:VAL:HG21	1:F3:283:HIS:CA	1.83	1.09
1:E3:90:GLU:OE1	1:F3:280:LYS:HD3	1.52	1.09
1:H0:32:PRO:HG2	5:4H:200:ILE:CD1	1.67	1.09
2:I5:60:VAL:HG11	1:J5:283:HIS:C	1.77	1.09
1:J3:364:PRO:N	5:2G:197:TYR:OH	1.86	1.09
1:N0:54:SER:OG	1:O0:285:GLN:OE1	1.68	1.09

Continued on next page...

Continued from previous page...

Atom-1	Atom-2	Interatomic distance (Å)	Clash overlap (Å)
1:O0:248:LEU:HD13	9:O1:501:GDP:H2'	1.33	1.09
1:P6:206:ASN:ND2	8:P6:501:GTP:O2'	1.85	1.09
1:Q5:228:ASN:OD1	8:Q5:501:GTP:C6	2.05	1.09
2:R0:60:VAL:CG1	2:S0:281:TYR:HD1	1.64	1.09
2:R2:87:PRO:CD	2:S2:281:TYR:CD2	2.35	1.09
5:2C:144:HIS:HB3	5:2C:204:THR:HG21	1.20	1.09
2:A3:281:TYR:CD1	2:M3:58:LYS:HE2	1.87	1.08
2:C0:55:THR:C	2:D0:362:LYS:HE3	1.66	1.08
1:F1:364:PRO:HB2	5:4J:6:ARG:NH2	1.58	1.08
1:G2:86:LEU:O	1:H2:283:HIS:CD2	2.06	1.08
1:H2:90:GLU:HG3	1:I2:280:LYS:CD	1.83	1.08
1:I2:60:LYS:HD2	2:J2:280:GLN:O	1.53	1.08
2:I3:87:PRO:CG	1:J3:280:LYS:CD	2.16	1.08
2:J4:320:ARG:NH1	5:1G:148:TYR:CD1	2.18	1.08
1:K4:88:HIS:HE2	1:L4:284:GLU:CD	1.57	1.08
2:K5:60:VAL:HG12	2:L5:281:TYR:HA	1.29	1.08
2:N1:87:PRO:CG	2:O1:278:SER:HB2	1.81	1.08
1:N2:326:LYS:HE3	2:N3:220:PRO:HG2	1.35	1.08
2:O1:15:GLN:CA	4:Y0:204:MET:HE1	1.80	1.08
2:O5:138:SER:OG	9:O5:501:GDP:O5'	1.71	1.08
2:Q4:60:VAL:HG12	2:R4:281:TYR:HA	1.18	1.08
2:Q4:324:LYS:NZ	1:Q5:210:TYR:O	1.85	1.08
1:R1:62:VAL:HG21	1:S1:283:HIS:O	0.92	1.08
2:R4:406:MET:CA	6:9A:468:GLU:O	1.99	1.08
2:S2:255:VAL:HG11	1:S3:102:ASN:HD21	1.16	1.08
2:S6:10:GLY:HA3	9:S6:501:GDP:O1B	1.29	1.08
2:V1:60:VAL:HG11	2:W1:281:TYR:HA	1.23	1.08
1:V2:89:PRO:HD2	1:W2:280:LYS:HG2	1.16	1.08
5:2A:72:ALA:CB	5:2B:121:ARG:NH2	2.06	1.08
5:2I:144:HIS:HB3	5:2I:204:THR:HG21	1.20	1.08
1:G2:54:SER:OG	1:H2:285:GLN:HG2	1.53	1.08
1:I2:89:PRO:CG	2:J2:277:GLY:C	2.26	1.08
1:N0:60:LYS:CD	1:O0:282:TYR:O	2.01	1.08
2:O3:390:ARG:NH2	6:9B:615:ARG:NH1	1.99	1.08
1:O6:206:ASN:ND2	8:O6:501:GTP:O2'	1.86	1.08
1:Q1:325:PRO:CB	2:Q2:208:TYR:OH	2.02	1.08
2:Q2:406:MET:HG2	6:9B:515:ALA:H	1.04	1.08
1:Q5:89:PRO:HG2	1:R5:280:LYS:HG3	1.08	1.08
1:S3:88:HIS:CE1	1:T3:280:LYS:CA	2.34	1.08
2:S4:406:MET:SD	6:9A:425:ARG:O	2.11	1.08
2:S6:60:VAL:CG1	2:T6:281:TYR:CD1	2.35	1.08

Continued on next page...

Continued from previous page...

Atom-1	Atom-2	Interatomic distance (Å)	Clash overlap (Å)
1:U1:60:LYS:CE	1:V0:282:TYR:O	2.01	1.08
2:U2:122:LYS:HD2	2:V1:291:GLN:HG2	1.34	1.08
1:U5:60:LYS:HE2	1:V4:282:TYR:HB3	1.15	1.08
2:V5:121:ARG:O	2:W5:291:GLN:NE2	1.85	1.08
5:3E:144:HIS:HB3	5:3E:204:THR:HG21	1.20	1.08
5:6D:144:HIS:HB3	5:6D:204:THR:HG21	1.20	1.08
1:D5:89:PRO:HG2	1:E5:280:LYS:CB	1.83	1.08
2:E0:83:GLN:O	2:F0:281:TYR:CZ	2.06	1.08
2:E2:58:LYS:CD	2:F2:280:GLN:O	2.02	1.08
2:G5:60:VAL:HG11	2:H5:281:TYR:O	1.53	1.08
2:H1:58:LYS:HE2	2:I1:280:GLN:HB3	1.36	1.08
2:H1:87:PRO:CD	2:I1:278:SER:CB	2.31	1.08
1:H2:88:HIS:NE2	1:I2:284:GLU:CD	2.12	1.08
2:I1:87:PRO:HB3	1:J1:280:LYS:NZ	1.64	1.08
2:N5:84:ILE:O	2:O5:281:TYR:CD1	2.06	1.08
2:P5:226:ASN:OD1	9:P5:501:GDP:C6	2.06	1.08
1:P6:12:ALA:HB2	8:P6:501:GTP:O2A	1.51	1.08
1:P6:171:ILE:CD1	8:P6:501:GTP:N3	2.15	1.08
2:Q2:58:LYS:HD3	2:R2:280:GLN:O	1.54	1.08
2:Q4:386:THR:HB	6:9A:522:LYS:HD3	1.31	1.08
1:Q5:60:LYS:HE3	1:R5:282:TYR:CB	1.83	1.08
2:S0:86:ARG:HB2	2:T0:281:TYR:HB3	1.33	1.08
2:S4:53:GLU:C	2:T4:283:ALA:HB2	1.76	1.08
1:T1:88:HIS:NE2	1:U1:280:LYS:HE2	1.66	1.08
1:T3:89:PRO:HG2	1:U3:280:LYS:CG	1.82	1.08
2:W5:276:ARG:NH2	7:8C:299:LEU:CD2	2.16	1.08
1:A6:420:GLU:HG3	3:X3:109:GLN:NE2	1.68	1.08
1:B3:89:PRO:HD2	1:C3:280:LYS:CB	1.83	1.08
2:C2:60:VAL:CB	2:D2:281:TYR:HA	1.84	1.08
1:H0:31:GLN:NE2	5:4H:199:ILE:HD12	1.67	1.08
1:H4:26:LEU:HD11	5:2H:200:ILE:HG13	1.10	1.08
2:J2:406:MET:HE1	2:N1:307:HIS:CE1	1.89	1.08
2:L1:58:LYS:HD3	2:M1:280:GLN:HB2	1.10	1.08
2:N1:60:VAL:HG11	2:O1:281:TYR:HA	1.12	1.08
2:Q2:406:MET:CG	6:9B:511:GLU:O	2.01	1.08
1:Q3:89:PRO:HG3	1:R3:279:GLU:OE1	1.54	1.08
1:Q3:440:VAL:HG23	6:9A:530:LYS:HZ1	1.04	1.08
2:R4:86:ARG:HD2	2:S4:281:TYR:HB3	1.24	1.08
1:S1:206:ASN:HD21	8:S1:501:GTP:N2	1.50	1.08
2:S2:60:VAL:HG21	2:T2:281:TYR:O	1.51	1.08
1:S3:123:ARG:NH2	1:T3:297:GLU:CD	2.12	1.08

Continued on next page...

Continued from previous page...

Atom-1	Atom-2	Interatomic distance (Å)	Clash overlap (Å)
1:T1:56:THR:CA	1:U1:285:GLN:CG	2.32	1.08
1:T1:89:PRO:CD	1:U1:280:LYS:HD2	1.83	1.08
2:U2:345:ILE:HG23	1:U3:398:MET:HE2	1.17	1.08
1:U5:89:PRO:CD	1:V4:280:LYS:HE2	1.83	1.08
2:W3:125:GLU:OE1	3:X2:17:ILE:CD1	2.01	1.08
2:W5:127:CYS:O	3:X3:17:ILE:HG22	1.51	1.08
2:B4:60:VAL:HG11	2:C4:281:TYR:CA	1.84	1.08
1:H2:60:LYS:CE	1:I2:282:TYR:OH	1.98	1.08
2:H3:58:LYS:HZ3	2:I3:280:GLN:CD	1.60	1.08
1:K2:90:GLU:CD	1:L2:280:LYS:HD3	1.79	1.08
1:K4:89:PRO:HD2	1:L4:280:LYS:CA	1.83	1.08
2:P5:84:ILE:O	2:Q4:281:TYR:CE1	2.06	1.08
1:T1:326:LYS:HG3	2:T2:212:PHE:HZ	1.06	1.08
2:W1:359:ARG:NH1	7:8A:333:LYS:NZ	2.01	1.08
5:3D:144:HIS:HB3	5:3D:204:THR:HG21	1.20	1.08
1:A0:434:GLU:HG3	3:X0:100:ARG:NH2	1.67	1.07
1:H0:31:GLN:NE2	5:4H:199:ILE:CD1	2.15	1.07
2:O3:15:GLN:HA	4:Y1:204:MET:HE1	1.33	1.07
2:P5:256:ASN:OD1	1:P6:182:VAL:HG22	1.52	1.07
2:Q0:85:PHE:O	2:R0:281:TYR:CZ	2.06	1.07
1:Q3:120:ASP:CG	1:R3:297:GLU:OE2	1.97	1.07
2:Q4:404:ASP:OD1	6:9A:508:ARG:HG2	0.91	1.07
1:Q5:60:LYS:HE3	1:R5:282:TYR:HB3	1.07	1.07
2:R2:84:ILE:O	2:S2:281:TYR:CE1	2.07	1.07
1:R5:10:GLY:HA3	8:R5:501:GTP:O2B	1.53	1.07
2:R6:86:ARG:HG3	2:S6:281:TYR:HB2	1.20	1.07
2:S0:86:ARG:HA	2:T0:281:TYR:CE1	1.87	1.07
2:S0:344:TRP:CE2	1:S1:401:LYS:HD2	1.89	1.07
1:U1:89:PRO:HG2	1:V0:280:LYS:HG3	1.30	1.07
5:2A:72:ALA:CB	5:2B:121:ARG:NH1	2.17	1.07
1:A4:56:THR:CA	1:B3:285:GLN:HG3	1.81	1.07
2:C0:55:THR:OG1	2:D0:284:LEU:HD12	1.51	1.07
1:C1:88:HIS:CD2	1:D1:284:GLU:N	2.22	1.07
1:G2:364:PRO:HG2	5:3I:200:ILE:HB	1.29	1.07
2:J2:320:ARG:NH2	5:2G:148:TYR:CE1	2.20	1.07
1:L0:86:LEU:C	1:M0:283:HIS:CE1	2.33	1.07
2:L3:86:ARG:NH2	2:M3:281:TYR:O	1.85	1.07
1:N2:86:LEU:C	1:O2:283:HIS:CE1	2.32	1.07
1:N2:128:GLN:OE1	1:O2:290:GLU:HB2	1.53	1.07
1:Q3:60:LYS:CE	1:R3:282:TYR:C	2.26	1.07
1:R1:88:HIS:CD2	1:S1:283:HIS:HB2	1.87	1.07

Continued on next page...

Continued from previous page...

Atom-1	Atom-2	Interatomic distance (Å)	Clash overlap (Å)
1:S1:62:VAL:CG2	1:T1:283:HIS:CA	2.27	1.07
1:S5:88:HIS:ND1	1:T5:283:HIS:CB	2.17	1.07
1:S5:326:LYS:HG3	2:S6:212:PHE:HZ	1.01	1.07
2:S6:84:ILE:C	2:T6:281:TYR:CE1	2.28	1.07
1:T5:123:ARG:HH12	1:U5:293:ASN:HB3	0.95	1.07
2:U4:122:LYS:CG	2:V3:291:GLN:CD	2.27	1.07
2:V3:53:GLU:C	2:W3:283:ALA:HB2	1.79	1.07
2:W5:276:ARG:HH22	7:8C:325:LEU:HD22	1.19	1.07
5:1F:72:ALA:CA	5:1G:121:ARG:NH2	2.16	1.07
2:A1:430:ALA:O	3:X1:31:ASN:OD1	1.71	1.07
1:A2:60:LYS:NZ	1:B1:283:HIS:CD2	2.21	1.07
1:C3:88:HIS:CD2	1:D3:284:GLU:CB	2.37	1.07
2:E0:54:ALA:HA	2:F0:283:ALA:HA	1.09	1.07
1:F1:364:PRO:HB3	5:4J:6:ARG:HH21	1.19	1.07
1:G4:56:THR:OG1	1:H4:285:GLN:HA	1.54	1.07
1:N4:89:PRO:HB2	1:O4:280:LYS:CG	1.84	1.07
1:O2:60:LYS:HZ1	1:P2:283:HIS:CD2	1.71	1.07
1:P0:329:ASN:HD21	2:P1:175:VAL:HG22	1.19	1.07
2:P5:405:GLU:HB3	6:9A:558:THR:CG2	1.82	1.07
1:P6:171:ILE:HG21	8:P6:501:GTP:O2'	1.52	1.07
1:Q3:260:VAL:HG23	2:Q4:397:TRP:HE1	1.00	1.07
2:R2:86:ARG:HG3	2:S2:281:TYR:HB2	1.29	1.07
2:R4:386:THR:OG1	6:9A:479:MET:HE2	1.54	1.07
1:R5:62:VAL:HG11	1:S5:283:HIS:HA	1.34	1.07
1:T1:326:LYS:HG3	2:T2:212:PHE:CZ	1.89	1.07
2:T6:54:ALA:HA	2:U6:283:ALA:CB	1.85	1.07
2:U2:58:LYS:CD	2:V1:280:GLN:O	2.03	1.07
1:W2:117:LEU:CD1	3:X1:6:PHE:CB	2.29	1.07
1:C3:62:VAL:CG2	1:D3:282:TYR:O	2.03	1.07
1:E5:62:VAL:CG2	1:F5:283:HIS:HA	1.85	1.07
2:F4:87:PRO:HG2	2:G3:278:SER:OG	1.54	1.07
2:F6:87:PRO:HB2	2:G5:278:SER:OG	1.55	1.07
1:H4:26:LEU:CD1	5:2H:200:ILE:HG13	1.85	1.07
2:L5:1:MET:HE3	1:L6:72:PRO:HG2	1.30	1.07
1:N6:54:SER:HB2	1:O6:285:GLN:HE21	1.16	1.07
1:Q1:62:VAL:HG13	1:R1:283:HIS:HA	1.37	1.07
1:Q3:128:GLN:CG	1:R3:290:GLU:OE2	1.93	1.07
2:Q4:389:PHE:CD1	6:9A:519:TRP:CZ2	2.43	1.07
1:T5:365:GLY:HA2	5:5A:146:PRO:HD3	1.36	1.07
2:U0:344:TRP:HZ3	1:U1:403:ALA:HB2	0.99	1.07
1:U5:56:THR:CA	1:V4:285:GLN:HG3	1.84	1.07

Continued on next page...

Continued from previous page...

Atom-1	Atom-2	Interatomic distance (Å)	Clash overlap (Å)
2:V1:87:PRO:CD	2:W1:278:SER:CB	2.08	1.07
2:V5:58:LYS:NZ	2:W5:280:GLN:HB2	1.69	1.07
5:3D:77:LYS:NZ	5:3E:89:LYS:NZ	2.01	1.07
1:B1:88:HIS:HD2	1:C1:284:GLU:HG3	1.16	1.07
2:C4:77:ARG:NH1	2:D4:281:TYR:OH	1.88	1.07
1:F1:60:LYS:HE3	1:G0:282:TYR:CE1	1.89	1.07
2:F2:54:ALA:HA	2:G1:283:ALA:HB2	1.26	1.07
1:L2:88:HIS:HE2	1:M2:284:GLU:HG3	1.07	1.07
2:N1:58:LYS:HE2	2:O1:280:GLN:HG3	1.21	1.07
2:N5:58:LYS:HE2	2:O5:280:GLN:O	1.55	1.07
2:O3:409:THR:HG21	6:9B:604:GLU:N	1.66	1.07
2:O5:346:PRO:HG3	1:O6:394:LYS:HG2	1.36	1.07
1:P2:2:ARG:HH22	2:P3:71:GLY:N	1.52	1.07
2:R4:386:THR:HG23	6:9A:479:MET:CB	1.85	1.07
2:S6:87:PRO:HD2	2:T6:278:SER:N	1.70	1.07
1:T5:127:ASP:OD2	1:U5:293:ASN:OD1	1.72	1.07
2:V1:87:PRO:HD2	2:W1:278:SER:OG	1.52	1.07
2:V3:46:ARG:NH2	1:V4:76:ASP:OD2	1.86	1.07
1:W2:326:LYS:HD3	2:W3:220:PRO:HD2	1.34	1.07
5:5C:72:ALA:HA	5:5D:121:ARG:NH2	1.53	1.07
1:A6:393:HIS:HE1	3:X3:30:ARG:NE	1.51	1.06
1:B5:128:GLN:OE1	1:C5:285:GLN:CG	2.03	1.06
2:E2:54:ALA:CA	2:F2:283:ALA:CB	2.31	1.06
1:F5:89:PRO:HG2	1:G4:280:LYS:HG2	1.37	1.06
1:G0:60:LYS:HZ3	1:H0:283:HIS:CA	1.65	1.06
2:G1:125:GLU:OE1	2:H1:291:GLN:NE2	1.88	1.06
1:K4:85:GLN:O	1:L4:282:TYR:CD2	2.07	1.06
1:L2:128:GLN:HG2	1:M2:290:GLU:OE2	1.52	1.06
1:T1:89:PRO:CD	1:U1:280:LYS:CD	2.32	1.06
1:T3:56:THR:CG2	1:U3:285:GLN:HA	1.85	1.06
1:T5:26:LEU:HA	5:5A:196:VAL:HG11	1.32	1.06
2:V5:60:VAL:HG11	2:W5:281:TYR:CA	1.85	1.06
2:V5:144:GLY:N	9:V5:501:GDP:O2B	1.88	1.06
2:A5:278:SER:HB3	2:M5:86:ARG:NH2	1.69	1.06
1:A6:419:SER:CB	3:X3:108:TYR:CZ	2.39	1.06
2:C0:56:GLY:N	2:D0:362:LYS:HE3	1.68	1.06
1:E1:124:LYS:NZ	1:F1:297:GLU:CD	2.12	1.06
1:G0:89:PRO:HG2	1:H0:280:LYS:HG2	1.37	1.06
2:I3:53:GLU:O	1:J3:285:GLN:CB	2.03	1.06
2:K1:86:ARG:HG3	2:L1:281:TYR:HB3	1.10	1.06
1:N0:59:GLY:HA2	4:Y0:230:ARG:CZ	1.85	1.06

Continued on next page...

Continued from previous page...

Atom-1	Atom-2	Interatomic distance (Å)	Clash overlap (Å)
2:O1:276:ARG:HG3	4:Y0:57:LEU:HD22	1.34	1.06
2:O3:80:PRO:HD2	4:Y1:205:ASN:OD1	1.25	1.06
2:P5:390:ARG:HB2	6:9A:565:GLU:OE1	1.49	1.06
1:Q1:248:LEU:CD1	2:Q2:222:TYR:HE2	1.68	1.06
2:Q2:389:PHE:CE2	6:9B:519:TRP:CE2	2.43	1.06
2:Q4:60:VAL:HG21	2:R4:281:TYR:O	1.54	1.06
2:R0:122:LYS:HG3	2:S0:291:GLN:NE2	1.69	1.06
1:T5:10:GLY:CA	8:T5:501:GTP:O1B	2.03	1.06
2:U2:83:GLN:HB3	2:V1:281:TYR:OH	1.53	1.06
2:V1:60:VAL:HG11	2:W1:281:TYR:C	1.78	1.06
2:W1:125:GLU:CD	3:X1:17:ILE:HD11	1.79	1.06
5:2A:72:ALA:HB1	5:2B:121:ARG:NH1	1.70	1.06
5:6C:72:ALA:HA	5:6D:121:ARG:NH2	1.53	1.06
1:A0:285:GLN:OE1	1:M0:55:GLU:O	1.73	1.06
1:A6:56:THR:CA	1:B5:285:GLN:CB	2.32	1.06
2:E2:58:LYS:NZ	2:F2:280:GLN:OE1	1.88	1.06
1:G0:33:ASP:OD2	1:H0:282:TYR:OH	1.72	1.06
1:I6:89:PRO:HG2	2:J6:278:SER:CA	1.85	1.06
2:K3:53:GLU:O	2:L3:283:ALA:CB	2.04	1.06
1:L0:85:GLN:O	1:M0:282:TYR:CD2	2.09	1.06
1:L0:88:HIS:HE2	1:M0:284:GLU:HB2	0.93	1.06
1:L4:89:PRO:CD	1:M4:283:HIS:ND1	2.19	1.06
1:N6:88:HIS:NE2	1:O6:284:GLU:OE2	1.87	1.06
2:P5:258:VAL:HG13	1:P6:407:TRP:HE1	0.98	1.06
1:Q1:62:VAL:HG11	1:R1:283:HIS:HB3	1.28	1.06
2:R2:84:ILE:O	2:S2:281:TYR:HE1	1.37	1.06
2:U0:344:TRP:CZ3	1:U1:403:ALA:HB2	1.91	1.06
1:U5:12:ALA:CB	8:U5:501:GTP:O2A	2.02	1.06
1:V4:145:THR:OG1	8:V4:501:GTP:O1G	1.74	1.06
2:W3:128:ASP:HA	3:X2:18:GLY:HA2	1.28	1.06
1:W4:326:LYS:HZ1	2:W5:220:PRO:HG3	1.14	1.06
2:W5:125:GLU:HB3	3:X3:17:ILE:HG12	1.32	1.06
2:W5:276:ARG:NH2	7:8C:299:LEU:HD21	1.71	1.06
2:W5:276:ARG:HH22	7:8C:325:LEU:CD2	1.61	1.06
1:A4:280:LYS:HB3	1:M4:89:PRO:CG	1.85	1.06
2:C2:60:VAL:HB	2:D2:281:TYR:HA	1.38	1.06
2:E4:87:PRO:CG	2:F4:278:SER:OG	2.04	1.06
2:H3:87:PRO:CD	2:I3:278:SER:CB	2.10	1.06
2:J4:320:ARG:NH2	5:1G:143:LYS:HB3	1.67	1.06
2:K1:86:ARG:CG	2:L1:281:TYR:HB3	1.86	1.06
1:K4:55:GLU:O	1:L4:285:GLN:HG3	1.54	1.06

Continued on next page...

Continued from previous page...

Atom-1	Atom-2	Interatomic distance (Å)	Clash overlap (Å)
1:O6:124:LYS:NZ	1:P6:297:GLU:OE1	1.85	1.06
1:P4:90:GLU:HG2	1:Q3:280:LYS:CE	1.86	1.06
1:P6:145:THR:HB	8:P6:501:GTP:O1G	0.89	1.06
1:S3:123:ARG:HH22	1:T3:297:GLU:CG	1.67	1.06
1:T3:32:PRO:CD	5:6A:196:VAL:HG13	1.84	1.06
2:U6:55:THR:HB	2:V5:284:LEU:H	1.15	1.06
5:2B:74:VAL:HG21	5:2C:110:ARG:CD	1.86	1.06
1:A2:88:HIS:NE2	1:B1:284:GLU:OE2	1.89	1.06
1:B3:32:PRO:HG3	5:1B:200:ILE:HD11	1.07	1.06
1:B5:89:PRO:CD	1:C5:280:LYS:HG3	1.79	1.06
2:C4:86:ARG:HE	2:D4:282:ARG:CA	1.69	1.06
2:D0:58:LYS:HE2	2:E0:281:TYR:CD2	1.89	1.06
2:E4:60:VAL:HG11	2:F4:281:TYR:HD1	1.15	1.06
1:J3:85:GLN:O	1:K2:283:HIS:CE1	2.09	1.06
1:N6:171:ILE:HG13	8:N6:501:GTP:H1'	1.29	1.06
2:R2:343:GLU:O	1:R3:397:LEU:HD21	1.56	1.06
1:T1:124:LYS:NZ	1:U1:297:GLU:CD	2.14	1.06
1:V2:60:LYS:NZ	1:W2:283:HIS:CE1	2.23	1.06
1:A6:423:GLU:CG	3:X3:104:ARG:NH1	2.19	1.05
1:C1:90:GLU:N	1:D1:280:LYS:HG2	1.68	1.05
2:C2:58:LYS:HE2	2:D2:280:GLN:HB3	1.38	1.05
1:D3:62:VAL:CG2	1:E3:283:HIS:O	2.04	1.05
2:F4:122:LYS:HD2	2:G3:291:GLN:HE21	1.11	1.05
2:G3:83:GLN:HG3	2:H3:281:TYR:OH	1.54	1.05
2:H3:122:LYS:CE	2:I3:291:GLN:HE22	1.67	1.05
2:K3:87:PRO:HG2	2:L3:278:SER:CA	1.84	1.05
1:L2:89:PRO:HD3	1:M2:283:HIS:CD2	1.91	1.05
2:L5:256:ASN:OD1	1:L6:180:ALA:HA	1.55	1.05
2:O3:118:ASP:OD2	2:P3:297:LYS:NZ	1.88	1.05
2:O3:390:ARG:NH1	6:9B:612:LYS:HE3	1.50	1.05
1:P6:140:SER:HB2	8:P6:501:GTP:H4'	1.33	1.05
2:Q0:86:ARG:NH1	2:R0:282:ARG:NE	2.03	1.05
2:Q2:86:ARG:NH1	2:R2:282:ARG:CZ	2.20	1.05
2:Q2:259:PRO:HA	1:Q3:404:PHE:CD1	1.91	1.05
1:Q3:89:PRO:HD2	1:R3:280:LYS:CG	1.85	1.05
2:S6:122:LYS:HG2	2:T6:291:GLN:NE2	1.46	1.05
1:T1:32:PRO:HG3	5:7A:200:ILE:HG12	1.28	1.05
1:T5:26:LEU:HA	5:5A:196:VAL:CG1	1.86	1.05
2:V1:77:ARG:HH21	7:8A:307:ALA:CB	1.61	1.05
1:E1:54:SER:HB2	1:F1:285:GLN:HE22	1.19	1.05
1:G0:60:LYS:HE2	1:H0:283:HIS:HA	1.07	1.05

Continued on next page...

Continued from previous page...

Atom-1	Atom-2	Interatomic distance (Å)	Clash overlap (Å)
2:G3:54:ALA:HB1	2:H3:282:ARG:O	0.90	1.05
2:K1:340:TYR:OH	2:N1:281:TYR:O	1.73	1.05
2:K3:87:PRO:CG	2:L3:278:SER:CA	2.34	1.05
2:L1:86:ARG:HG3	2:M1:281:TYR:CB	1.87	1.05
2:P5:390:ARG:CB	6:9A:565:GLU:CD	2.26	1.05
2:Q0:86:ARG:NH1	2:R0:282:ARG:HA	1.72	1.05
2:Q4:58:LYS:NZ	2:R4:280:GLN:HB2	1.70	1.05
2:R6:86:ARG:CG	2:S6:281:TYR:HB2	1.85	1.05
2:S2:346:PRO:HG3	1:S3:394:LYS:HD2	1.35	1.05
2:S4:84:ILE:CG2	2:T4:281:TYR:HE1	1.68	1.05
1:V0:60:LYS:HD2	1:W0:283:HIS:HA	1.06	1.05
2:V3:122:LYS:HG3	2:W3:291:GLN:HG2	1.06	1.05
1:A4:400:ALA:O	3:X2:52:THR:OG1	1.71	1.05
2:A5:54:ALA:C	2:B4:283:ALA:CA	2.24	1.05
2:J2:406:MET:SD	2:N1:307:HIS:HE1	1.77	1.05
1:P4:260:VAL:HG23	2:P5:397:TRP:HE1	1.17	1.05
2:R0:86:ARG:HG3	2:S0:281:TYR:HB2	1.39	1.05
1:S3:60:LYS:CD	1:T3:282:TYR:CG	2.26	1.05
2:S6:60:VAL:HG12	2:T6:281:TYR:HD1	1.12	1.05
2:U4:54:ALA:CB	2:V3:282:ARG:C	2.30	1.05
1:U5:123:ARG:HD2	1:V4:338:LYS:HZ1	0.93	1.05
1:V2:56:THR:HA	1:W2:285:GLN:HB3	1.39	1.05
5:1C:72:ALA:HB2	5:1D:121:ARG:NH2	1.61	1.05
5:2A:72:ALA:HB2	5:2B:121:ARG:CZ	1.83	1.05
5:2E:72:ALA:HA	5:2F:121:ARG:NH2	1.53	1.05
1:A4:434:GLU:HA	3:X2:100:ARG:HH22	1.14	1.05
1:A6:56:THR:OG1	1:B5:285:GLN:N	1.89	1.05
1:A6:424:ASP:CG	3:X3:113:ARG:NH2	2.13	1.05
2:D6:60:VAL:CG1	2:E6:281:TYR:O	2.05	1.05
1:F5:85:GLN:CG	1:G4:282:TYR:CE1	2.38	1.05
1:G0:60:LYS:NZ	1:H0:283:HIS:CA	2.20	1.05
1:J3:219:ILE:HG21	5:2G:150:ASN:OD1	1.54	1.05
1:N0:60:LYS:HE2	1:O0:282:TYR:CG	1.91	1.05
1:N0:127:ASP:OD1	1:O0:293:ASN:CG	2.00	1.05
2:O3:80:PRO:HG3	4:Y1:205:ASN:HA	1.35	1.05
2:O5:10:GLY:HA3	9:O5:501:GDP:O1B	1.57	1.05
1:Q5:206:ASN:ND2	8:Q5:501:GTP:O2'	1.89	1.05
1:R5:231:ILE:CD1	8:R5:501:GTP:N2	2.10	1.05
2:S2:390:ARG:CD	6:9B:440:LEU:CD1	2.14	1.05
2:S4:60:VAL:CG1	2:T4:281:TYR:CD1	2.37	1.05
1:S5:60:LYS:HD3	1:T5:282:TYR:O	1.53	1.05

Continued on next page...

Continued from previous page...

Atom-1	Atom-2	Interatomic distance (Å)	Clash overlap (Å)
1:T1:60:LYS:CD	1:U1:282:TYR:O	2.04	1.05
1:T1:124:LYS:HZ2	1:U1:297:GLU:CD	1.63	1.05
2:U2:54:ALA:CA	2:V1:283:ALA:CB	2.18	1.05
1:U5:56:THR:CA	1:V4:285:GLN:HB2	1.85	1.05
1:U5:56:THR:CB	1:V4:285:GLN:HA	1.85	1.05
1:U5:124:LYS:HE2	1:V4:297:GLU:HG2	1.35	1.05
1:V4:12:ALA:HB2	8:V4:501:GTP:O2A	1.56	1.05
5:2F:141:ASN:OD1	5:2F:207:LYS:NZ	1.70	1.05
1:A0:284:GLU:HG2	1:M0:88:HIS:CD2	1.91	1.05
1:C3:32:PRO:HG2	5:1A:200:ILE:HD11	1.36	1.05
2:D0:83:GLN:HG2	2:E0:281:TYR:HH	1.10	1.05
1:F1:88:HIS:NE2	1:G0:284:GLU:HG3	1.70	1.05
2:F4:320:ARG:HB2	5:2J:149:GLN:OE1	1.57	1.05
2:G3:122:LYS:NZ	2:H3:291:GLN:HB3	1.72	1.05
2:G5:125:GLU:CD	2:H5:336:LYS:HZ1	1.64	1.05
1:H0:31:GLN:CG	5:4H:199:ILE:CD1	2.35	1.05
2:H3:58:LYS:HZ1	2:I3:280:GLN:CG	1.53	1.05
2:I3:60:VAL:CG1	1:J3:283:HIS:CA	2.27	1.05
1:L0:60:LYS:CE	1:M0:282:TYR:C	2.29	1.05
2:L3:320:ARG:HH22	5:1E:149:GLN:CG	1.69	1.05
1:N0:88:HIS:NE2	1:O0:284:GLU:HB2	1.71	1.05
2:Q2:122:LYS:NZ	2:R2:292:GLN:HE21	1.54	1.05
1:Q5:128:GLN:NE2	1:R5:285:GLN:HG2	1.68	1.05
1:Q5:145:THR:HB	8:Q5:501:GTP:PG	1.96	1.05
2:R0:246:LEU:HD11	8:R1:501:GTP:H5"	1.34	1.05
1:R1:54:SER:OG	1:S1:285:GLN:HG3	1.56	1.05
2:S2:386:THR:CG2	6:9B:440:LEU:HD11	1.67	1.05
2:S6:87:PRO:CG	2:T6:277:GLY:HA3	1.86	1.05
1:V2:160:ASP:HA	1:W2:339:ARG:NH2	1.71	1.05
1:W6:12:ALA:HB2	8:W6:501:GTP:C8	1.92	1.05
2:B4:122:LYS:HG3	2:C4:291:GLN:HG2	1.39	1.04
1:B5:90:GLU:HG3	1:C5:280:LYS:CD	1.87	1.04
2:K1:86:ARG:HG3	2:L1:281:TYR:HB2	1.36	1.04
2:N3:345:ILE:HG23	1:N4:398:MET:HE1	1.39	1.04
2:P3:406:MET:HG2	6:9B:557:LEU:HD22	1.12	1.04
2:P5:60:VAL:HG21	2:Q4:281:TYR:HA	1.39	1.04
2:R2:122:LYS:O	2:S2:291:GLN:NE2	1.90	1.04
2:S2:386:THR:HG21	6:9B:440:LEU:HD21	1.05	1.04
2:S2:390:ARG:NE	6:9B:440:LEU:HD12	1.69	1.04
1:S3:90:GLU:OE1	1:T3:280:LYS:HD2	1.55	1.04
1:T1:88:HIS:CD2	1:U1:284:GLU:HG3	1.85	1.04

Continued on next page...

Continued from previous page...

Atom-1	Atom-2	Interatomic distance (Å)	Clash overlap (Å)
2:V1:77:ARG:NH2	7:8A:307:ALA:HB2	1.67	1.04
5:3H:77:LYS:NZ	5:3I:99:GLU:HG2	1.70	1.04
5:4I:99:GLU:HG2	5:4H:77:LYS:NZ	1.70	1.04
1:A0:285:GLN:CD	1:M0:55:GLU:O	2.00	1.04
1:A2:422:ARG:NE	3:X1:55:SER:OG	1.89	1.04
2:C0:55:THR:C	2:D0:362:LYS:CE	2.30	1.04
1:L0:90:GLU:OE2	1:M0:280:LYS:HD2	1.58	1.04
2:L5:2:ARG:NH2	1:L6:73:THR:HG21	1.73	1.04
1:N2:324:VAL:HG11	2:N3:219:THR:HG23	1.33	1.04
2:N5:86:ARG:HD3	2:O5:282:ARG:NH2	1.71	1.04
2:O3:15:GLN:HB3	4:Y1:204:MET:HE2	1.07	1.04
2:O3:15:GLN:CG	4:Y1:204:MET:CE	2.36	1.04
1:O6:140:SER:HB3	8:O6:501:GTP:H4'	1.35	1.04
2:P1:177:ASP:HB2	9:P1:501:GDP:O3'	1.56	1.04
2:Q0:60:VAL:CG1	2:R0:281:TYR:HA	1.87	1.04
1:Q1:60:LYS:HD2	1:R1:282:TYR:C	1.81	1.04
1:Q1:248:LEU:HD11	2:Q2:222:TYR:CE2	1.92	1.04
2:S2:86:ARG:HG2	2:T2:281:TYR:CG	1.92	1.04
2:S2:86:ARG:HA	2:T2:281:TYR:CD2	1.91	1.04
2:S2:389:PHE:HE1	6:9B:433:LEU:HD22	1.17	1.04
1:T3:56:THR:CA	1:U3:285:GLN:HB2	1.86	1.04
1:U5:56:THR:HG21	1:V4:284:GLU:O	1.56	1.04
1:V0:60:LYS:CD	1:W0:283:HIS:CD2	2.40	1.04
1:W0:117:LEU:HD23	3:X0:6:PHE:HB3	1.39	1.04
1:W4:117:LEU:CD1	3:X2:6:PHE:CB	2.30	1.04
2:W5:122:LYS:O	3:X3:45:LEU:HD11	1.56	1.04
2:A5:55:THR:CA	2:B4:283:ALA:HA	1.87	1.04
2:B4:86:ARG:CZ	2:C4:282:ARG:CG	2.32	1.04
2:I1:85:PHE:O	1:J1:283:HIS:CG	2.10	1.04
1:I2:60:LYS:HE2	2:J2:280:GLN:HB3	1.37	1.04
2:K3:86:ARG:HG3	2:L3:281:TYR:HB2	1.38	1.04
2:K3:306:ARG:HB3	2:N3:281:TYR:HA	1.39	1.04
1:N2:38:SER:HA	4:Y1:255:LYS:NZ	1.71	1.04
1:O0:329:ASN:HD21	2:O1:175:VAL:HG22	1.14	1.04
2:O1:221:THR:HG21	4:Y0:201:SER:HA	1.39	1.04
1:O2:441:GLU:HB3	6:9B:612:LYS:HB3	1.33	1.04
2:O3:412:GLU:CD	6:9B:607:LEU:HD13	1.81	1.04
2:R4:87:PRO:HG2	2:S4:278:SER:OG	1.57	1.04
1:S1:90:GLU:OE2	1:T1:280:LYS:NZ	1.90	1.04
2:S4:60:VAL:HG12	2:T4:281:TYR:CD1	1.59	1.04
1:S5:62:VAL:CG2	1:T5:283:HIS:O	2.06	1.04

Continued on next page...

Continued from previous page...

Atom-1	Atom-2	Interatomic distance (Å)	Clash overlap (Å)
2:T0:60:VAL:HG11	2:U0:281:TYR:CA	1.86	1.04
1:U5:60:LYS:HE3	1:V4:282:TYR:HB3	1.30	1.04
1:A4:57:GLY:N	1:B3:285:GLN:HG2	1.71	1.04
1:B5:54:SER:HB2	1:C5:285:GLN:HE21	1.20	1.04
1:E5:62:VAL:CG2	1:F5:283:HIS:O	2.04	1.04
1:G0:60:LYS:CE	1:H0:282:TYR:C	2.29	1.04
2:I1:87:PRO:HG2	1:J1:280:LYS:HA	1.09	1.04
1:K0:60:LYS:HE2	1:L0:282:TYR:CD2	1.92	1.04
1:K0:88:HIS:HA	1:L0:283:HIS:CG	1.93	1.04
2:K3:58:LYS:HE3	2:L3:280:GLN:CB	1.85	1.04
1:N2:55:GLU:O	1:O2:285:GLN:HG3	1.55	1.04
2:O1:122:LYS:NZ	2:P1:295:ASP:OD2	1.91	1.04
2:O3:404:ASP:HA	6:9B:597:LYS:HG2	1.39	1.04
2:P3:346:PRO:CG	1:P4:394:LYS:HG3	1.88	1.04
2:Q2:86:ARG:HH11	2:R2:282:ARG:NE	1.53	1.04
2:R2:258:VAL:O	1:R3:407:TRP:NE1	1.91	1.04
2:S2:60:VAL:HG12	2:T2:281:TYR:HD1	0.92	1.04
2:T0:143:THR:HB	9:T0:501:GDP:PB	1.96	1.04
1:U5:56:THR:CA	1:V4:285:GLN:CG	2.35	1.04
1:V0:60:LYS:HD2	1:W0:283:HIS:CA	1.86	1.04
1:A4:400:ALA:CA	3:X2:52:THR:OG1	2.05	1.04
2:C4:86:ARG:CZ	2:D4:282:ARG:HA	1.88	1.04
2:D6:53:GLU:O	2:E6:283:ALA:CB	2.06	1.04
1:E3:60:LYS:HZ1	1:F3:283:HIS:CD2	1.76	1.04
1:J5:85:GLN:O	1:K4:283:HIS:NE2	1.90	1.04
1:L2:88:HIS:CG	1:M2:283:HIS:HB2	1.92	1.04
1:N0:85:GLN:O	1:O0:283:HIS:CE1	2.10	1.04
2:N1:53:GLU:O	2:O1:283:ALA:HB2	1.58	1.04
1:O6:124:LYS:HZ3	1:P6:297:GLU:CD	1.57	1.04
1:O6:140:SER:OG	8:O6:501:GTP:O4'	1.73	1.04
1:Q1:62:VAL:HG11	1:R1:283:HIS:C	1.71	1.04
2:R2:86:ARG:HG3	2:S2:281:TYR:CB	1.88	1.04
2:S2:386:THR:CG2	6:9B:440:LEU:CG	2.34	1.04
1:S5:12:ALA:HB2	8:S5:501:GTP:O4'	1.56	1.04
1:U3:325:PRO:CG	2:U4:222:TYR:CE1	2.36	1.04
1:A6:424:ASP:CG	3:X3:113:ARG:HH21	1.65	1.03
2:C2:86:ARG:NH2	2:D2:282:ARG:HA	1.71	1.03
1:C3:62:VAL:CG1	1:D3:283:HIS:HA	1.88	1.03
2:E6:54:ALA:CA	2:F6:283:ALA:HA	1.87	1.03
2:G5:87:PRO:HD3	2:H5:278:SER:OG	1.53	1.03
2:H1:87:PRO:HD2	2:I1:278:SER:OG	1.58	1.03

Continued on next page...

Continued from previous page...

Atom-1	Atom-2	Interatomic distance (Å)	Clash overlap (Å)
1:K0:88:HIS:HD2	1:L0:283:HIS:CB	1.56	1.03
1:L0:282:TYR:CE1	5:3E:9:ARG:NH2	2.25	1.03
2:L1:55:THR:HG21	2:M1:284:LEU:HD11	1.40	1.03
1:N0:60:LYS:HE2	1:O0:282:TYR:CD2	1.93	1.03
2:P3:392:LYS:NZ	6:9B:562:LYS:HG2	1.73	1.03
1:Q1:85:GLN:C	1:R1:283:HIS:HE1	1.66	1.03
2:Q2:259:PRO:HA	1:Q3:404:PHE:CE1	1.92	1.03
1:R1:88:HIS:HE2	1:S1:284:GLU:HB2	0.87	1.03
1:R5:88:HIS:HE2	1:S5:284:GLU:HB2	1.15	1.03
1:S5:62:VAL:CG2	1:T5:283:HIS:CA	1.76	1.03
2:U6:55:THR:HB	2:V5:284:LEU:N	1.71	1.03
2:V3:122:LYS:HG3	2:W3:291:GLN:CG	1.74	1.03
2:W1:359:ARG:HH12	7:8A:333:LYS:NZ	1.55	1.03
1:W4:326:LYS:NZ	2:W5:220:PRO:HG3	1.72	1.03
5:3I:141:ASN:OD1	5:3I:207:LYS:NZ	1.69	1.03
1:A0:280:LYS:HG2	1:M0:89:PRO:CG	1.87	1.03
2:D6:86:ARG:HH22	2:E6:278:SER:CA	1.71	1.03
1:E1:55:GLU:O	1:F1:285:GLN:CG	2.04	1.03
1:H0:26:LEU:HD23	5:4H:197:TYR:HB2	1.07	1.03
1:J5:427:ALA:CB	1:N4:339:ARG:HD3	1.89	1.03
1:N4:86:LEU:C	1:O4:283:HIS:CD2	2.36	1.03
2:N5:60:VAL:CG1	2:O5:281:TYR:HA	1.87	1.03
1:O2:325:PRO:HB2	2:O3:208:TYR:OH	1.58	1.03
2:O5:15:GLN:CB	4:Y2:204:MET:HE1	1.84	1.03
2:P1:58:LYS:NZ	2:Q0:280:GLN:CD	2.16	1.03
1:P4:128:GLN:HG2	1:Q3:290:GLU:OE2	1.56	1.03
1:S3:123:ARG:HH21	1:T3:297:GLU:CD	1.67	1.03
2:S6:86:ARG:HD3	2:T6:278:SER:OG	1.56	1.03
1:T3:260:VAL:HG23	2:T4:397:TRP:CH2	1.92	1.03
2:U4:58:LYS:CE	2:V3:280:GLN:HB3	1.87	1.03
1:V0:123:ARG:NH2	1:W0:298:PRO:HD2	1.71	1.03
1:V2:89:PRO:HD2	1:W2:280:LYS:HG3	1.32	1.03
2:V5:60:VAL:HG11	2:W5:281:TYR:HA	1.05	1.03
1:A4:285:GLN:HA	1:M4:56:THR:HG23	1.36	1.03
2:E0:55:THR:HB	2:F0:284:LEU:HG	1.36	1.03
1:G0:88:HIS:CG	1:H0:284:GLU:OE2	2.12	1.03
2:I1:87:PRO:CG	1:J1:280:LYS:HA	1.87	1.03
2:O5:12:CYS:HB2	9:O5:501:GDP:C8	1.94	1.03
2:Q0:60:VAL:HG21	2:R0:281:TYR:O	1.59	1.03
1:T1:90:GLU:HG3	1:U1:280:LYS:HZ3	1.24	1.03
2:U4:53:GLU:C	2:V3:283:ALA:CB	2.31	1.03

Continued on next page...

Continued from previous page...

Atom-1	Atom-2	Interatomic distance (Å)	Clash overlap (Å)
5:1D:36:ARG:HH21	5:1E:121:ARG:NH1	1.54	1.03
2:D2:122:LYS:CG	2:E2:291:GLN:CD	2.27	1.03
1:E3:60:LYS:CE	1:F3:282:TYR:HD1	1.62	1.03
1:F3:89:PRO:HG2	1:G2:280:LYS:HG2	1.03	1.03
1:G0:88:HIS:HD2	1:H0:284:GLU:HG3	0.87	1.03
1:G2:56:THR:CB	1:H2:285:GLN:HA	1.87	1.03
1:H0:31:GLN:HG2	5:4H:199:ILE:HD13	1.40	1.03
1:H0:89:PRO:HD2	1:I0:280:LYS:HA	1.41	1.03
2:H5:122:LYS:HZ2	2:I5:291:GLN:HB3	1.10	1.03
1:I2:89:PRO:HG2	2:J2:277:GLY:CA	1.88	1.03
2:L3:86:ARG:NH1	2:M3:282:ARG:CA	2.22	1.03
2:O1:118:ASP:OD1	2:P1:297:LYS:NZ	1.91	1.03
2:Q0:87:PRO:CG	2:R0:278:SER:HB2	1.89	1.03
2:Q2:86:ARG:HH11	2:R2:282:ARG:CD	1.72	1.03
2:S6:60:VAL:HG12	2:T6:281:TYR:CD1	1.92	1.03
2:T6:144:GLY:N	9:T6:501:GDP:O3B	1.90	1.03
2:W1:125:GLU:HB3	3:X1:17:ILE:HG12	1.06	1.03
1:A2:128:GLN:NE2	1:B1:290:GLU:OE1	1.92	1.03
1:A2:280:LYS:HD2	1:M2:89:PRO:HB2	1.41	1.03
1:A4:56:THR:C	1:B3:285:GLN:HG3	1.83	1.03
1:A6:56:THR:HA	1:B5:285:GLN:HG3	1.40	1.03
1:A6:420:GLU:HG3	3:X3:109:GLN:HG3	1.40	1.03
1:A6:423:GLU:HB3	3:X3:104:ARG:NH1	1.72	1.03
2:E0:58:LYS:HZ2	2:F0:280:GLN:HB2	0.86	1.03
1:E1:90:GLU:OE1	1:F1:280:LYS:HD3	1.58	1.03
1:G2:56:THR:HG1	1:H2:284:GLU:C	1.65	1.03
2:K3:58:LYS:HE3	2:L3:280:GLN:HB2	1.06	1.03
1:N2:124:LYS:HE2	1:O2:297:GLU:OE2	1.59	1.03
2:Q0:60:VAL:HG11	2:R0:281:TYR:CA	1.89	1.03
2:Q4:122:LYS:CE	2:R4:295:ASP:OD1	2.07	1.03
1:R1:439:SER:CB	2:R2:390:ARG:HH12	1.71	1.03
2:R4:390:ARG:CG	6:9A:480:LYS:HE3	1.88	1.03
2:R4:405:GLU:HG2	6:9A:469:ALA:CB	1.64	1.03
2:S2:122:LYS:HB3	2:T2:291:GLN:OE1	1.56	1.03
2:U6:55:THR:HG22	2:V5:282:ARG:O	1.58	1.03
1:V0:56:THR:HG22	1:W0:285:GLN:N	1.72	1.03
1:A6:434:GLU:CD	3:X3:100:ARG:HD3	1.83	1.02
1:B3:88:HIS:HD2	1:C3:284:GLU:HG3	1.21	1.02
1:B3:89:PRO:HB2	1:C3:280:LYS:HD3	1.39	1.02
1:F1:89:PRO:CD	1:G0:283:HIS:CD2	2.42	1.02
2:K1:86:ARG:HA	2:L1:281:TYR:CD2	1.93	1.02

Continued on next page...

Continued from previous page...

Atom-1	Atom-2	Interatomic distance (Å)	Clash overlap (Å)
2:K1:86:ARG:CG	2:L1:281:TYR:CB	2.37	1.02
2:K5:55:THR:CG2	2:L5:284:LEU:HD12	1.84	1.02
1:N0:224:TYR:CD2	8:N0:501:GTP:C6	2.46	1.02
2:N5:122:LYS:HE2	2:O5:295:ASP:CG	1.83	1.02
1:Q5:88:HIS:NE2	1:R5:284:GLU:HG3	1.73	1.02
1:R1:352:LYS:HA	2:R2:177:ASP:O	1.58	1.02
2:R2:87:PRO:CD	2:S2:281:TYR:HD2	1.71	1.02
2:S4:386:THR:CG2	6:9A:440:LEU:CD1	2.37	1.02
1:S5:62:VAL:HB	1:T5:283:HIS:O	1.59	1.02
5:7C:141:ASN:OD1	5:7C:207:LYS:NZ	1.70	1.02
1:A2:422:ARG:HG3	3:X1:55:SER:HB3	1.36	1.02
1:B1:86:LEU:O	1:C1:283:HIS:HD2	1.40	1.02
2:B2:83:GLN:O	2:C2:281:TYR:OH	1.78	1.02
1:C3:90:GLU:CB	1:D3:280:LYS:HZ2	1.65	1.02
2:E0:54:ALA:CA	2:F0:283:ALA:CB	2.36	1.02
2:L1:84:ILE:C	2:M1:281:TYR:CE1	2.33	1.02
1:N2:62:VAL:HG21	1:O2:283:HIS:O	1.53	1.02
1:N6:171:ILE:CG1	8:N6:501:GTP:H1'	1.88	1.02
2:O3:15:GLN:CA	4:Y1:204:MET:CE	2.25	1.02
2:O3:54:ALA:HA	2:P3:283:ALA:HB2	1.38	1.02
2:O5:406:MET:HB3	6:9A:596:ASP:C	1.82	1.02
2:Q2:118:ASP:OD2	2:R2:297:LYS:HE3	1.58	1.02
1:R3:364:PRO:CG	5:6C:197:TYR:HD1	1.57	1.02
2:R4:390:ARG:NE	6:9A:476:TRP:O	1.91	1.02
2:S2:386:THR:HG23	6:9B:440:LEU:HD11	1.03	1.02
2:T0:60:VAL:HG11	2:U0:281:TYR:C	1.82	1.02
1:T5:56:THR:CA	1:U5:285:GLN:HG3	1.88	1.02
2:T6:55:THR:CB	2:U6:284:LEU:HD12	1.90	1.02
1:V0:60:LYS:CE	1:W0:283:HIS:CD2	2.41	1.02
1:V4:42:ILE:HG12	7:8C:313:ARG:HH21	1.20	1.02
1:A6:56:THR:CG2	1:B5:285:GLN:HA	1.88	1.02
1:E5:62:VAL:HG21	1:F5:283:HIS:O	1.59	1.02
1:I4:62:VAL:CG2	2:J4:281:TYR:HA	1.88	1.02
2:J4:320:ARG:NE	5:1G:143:LYS:HD2	1.74	1.02
1:K4:89:PRO:HB2	1:L4:280:LYS:CG	1.87	1.02
1:N0:86:LEU:C	1:O0:283:HIS:CE1	2.37	1.02
1:N4:89:PRO:HD2	1:O4:280:LYS:CB	1.89	1.02
1:P0:248:LEU:HA	2:P1:11:GLN:OE1	1.57	1.02
1:Q5:128:GLN:HE21	1:R5:285:GLN:CG	1.70	1.02
2:S4:406:MET:HE3	6:9A:426:ALA:CA	1.88	1.02
2:T4:12:CYS:SG	9:T4:501:GDP:C5	2.53	1.02

Continued on next page...

Continued from previous page...

Atom-1	Atom-2	Interatomic distance (Å)	Clash overlap (Å)
5:2G:141:ASN:OD1	5:2G:207:LYS:NZ	1.70	1.02
1:A6:396:ASP:HA	3:X3:53:ASN:HD21	1.15	1.02
2:D6:53:GLU:O	2:E6:283:ALA:HB2	1.58	1.02
2:G1:55:THR:HG21	2:H1:284:LEU:HD12	1.38	1.02
1:G2:60:LYS:CE	1:H2:283:HIS:HA	1.84	1.02
2:I3:60:VAL:CG1	1:J3:283:HIS:C	2.29	1.02
2:I5:87:PRO:HG2	1:J5:280:LYS:CG	1.89	1.02
2:J2:54:ALA:HA	2:K1:283:ALA:HB2	1.02	1.02
1:J3:32:PRO:HD3	5:2G:200:ILE:CD1	1.89	1.02
1:O4:60:LYS:NZ	1:P4:283:HIS:CE1	2.28	1.02
2:O5:15:GLN:CG	4:Y2:204:MET:HE3	1.77	1.02
2:P5:405:GLU:HB3	6:9A:558:THR:HG22	1.39	1.02
2:Q0:87:PRO:HG2	2:R0:278:SER:N	1.75	1.02
1:Q5:231:ILE:CD1	8:Q5:501:GTP:HN21	1.71	1.02
1:R5:206:ASN:ND2	8:R5:501:GTP:O2'	1.92	1.02
1:S3:326:LYS:HG3	2:S4:212:PHE:CZ	1.93	1.02
2:T0:122:LYS:HG2	2:U0:291:GLN:CD	1.84	1.02
1:U5:89:PRO:HD2	1:V4:280:LYS:HD3	1.42	1.02
1:V4:206:ASN:OD1	8:V4:501:GTP:O2'	1.75	1.02
2:W1:1:MET:HE1	1:W2:96:LYS:HA	1.39	1.02
2:W3:122:LYS:CE	3:X2:38:THR:CB	2.33	1.02
1:W4:117:LEU:HD12	3:X2:6:PHE:HB2	1.38	1.02
5:1G:141:ASN:OD1	5:1G:207:LYS:NZ	1.70	1.02
1:A6:35:GLN:NE2	1:B5:282:TYR:HE1	1.57	1.02
1:C3:62:VAL:HG13	1:D3:283:HIS:HA	1.03	1.02
1:E1:60:LYS:CD	1:F1:282:TYR:HD2	1.70	1.02
2:G1:86:ARG:HA	2:H1:278:SER:OG	1.59	1.02
1:H0:62:VAL:CG2	1:I0:283:HIS:O	2.06	1.02
2:H5:60:VAL:HG11	2:I5:281:TYR:HA	1.40	1.02
2:I5:87:PRO:CG	1:J5:280:LYS:HA	1.89	1.02
2:I5:87:PRO:CD	1:J5:280:LYS:HG2	1.90	1.02
1:N2:127:ASP:OD1	1:O2:289:ALA:O	1.78	1.02
1:O2:441:GLU:C	6:9B:612:LYS:HD3	1.84	1.02
2:O3:80:PRO:CD	4:Y1:205:ASN:CG	1.75	1.02
1:O6:171:ILE:CG1	8:O6:501:GTP:H1'	1.88	1.02
2:P5:323:MET:HG2	1:P6:224:TYR:CZ	1.94	1.02
2:Q2:53:GLU:O	2:R2:283:ALA:HB2	0.84	1.02
2:Q2:58:LYS:HZ2	2:R2:280:GLN:HB2	0.86	1.02
2:Q4:138:SER:OG	9:Q4:501:GDP:O3A	1.77	1.02
1:R1:439:SER:HB2	2:R2:390:ARG:HH12	1.18	1.02
2:S2:53:GLU:O	2:T2:283:ALA:CB	2.07	1.02

Continued on next page...

Continued from previous page...

Atom-1	Atom-2	Interatomic distance (Å)	Clash overlap (Å)
2:S2:389:PHE:CE1	6:9B:433:LEU:HD22	1.95	1.02
2:U2:53:GLU:O	2:V1:283:ALA:HB3	1.54	1.02
2:U4:54:ALA:CA	2:V3:283:ALA:N	2.17	1.02
1:U5:60:LYS:HB3	1:V4:282:TYR:O	1.58	1.02
2:W3:125:GLU:OE1	3:X2:17:ILE:HD11	1.56	1.02
1:A2:434:GLU:OE2	3:X1:100:ARG:CD	2.08	1.01
1:A4:89:PRO:CG	1:B3:280:LYS:HD3	1.89	1.01
1:G0:62:VAL:HG21	1:H0:284:GLU:HA	1.05	1.01
1:I6:87:PHE:O	2:J6:281:TYR:CZ	2.14	1.01
1:L2:282:TYR:CE1	5:2E:9:ARG:NH2	2.27	1.01
1:L4:89:PRO:CD	1:M4:283:HIS:HD1	1.73	1.01
1:O2:88:HIS:HE2	1:P2:280:LYS:NZ	1.39	1.01
1:O6:56:THR:OG1	1:P6:283:HIS:O	1.78	1.01
1:Q5:128:GLN:OE1	1:R5:290:GLU:OE2	1.76	1.01
2:R4:405:GLU:CD	6:9A:469:ALA:CB	2.20	1.01
2:S0:53:GLU:O	2:T0:283:ALA:HB2	1.59	1.01
2:S6:87:PRO:HD2	2:T6:278:SER:CA	1.89	1.01
1:V2:55:GLU:O	1:W2:285:GLN:OE1	1.78	1.01
1:W2:248:LEU:HD23	2:W3:11:GLN:HE22	1.24	1.01
1:A4:57:GLY:H	1:B3:285:GLN:HG2	1.23	1.01
1:D5:127:ASP:OD2	1:E5:293:ASN:ND2	1.93	1.01
2:D6:86:ARG:NH2	2:E6:278:SER:HA	1.75	1.01
2:K1:320:ARG:NH2	5:2F:148:TYR:CZ	2.03	1.01
1:K4:89:PRO:CD	1:L4:280:LYS:HG2	1.90	1.01
1:K4:89:PRO:HD2	1:L4:280:LYS:HG2	1.38	1.01
2:L5:256:ASN:HA	1:L6:181:VAL:CG2	1.90	1.01
1:N4:86:LEU:O	1:O4:283:HIS:HD2	1.40	1.01
1:N6:124:LYS:HE3	1:O6:297:GLU:OE1	1.57	1.01
2:O3:15:GLN:HE22	4:Y1:204:MET:HG3	1.23	1.01
2:O3:122:LYS:HG3	2:P3:291:GLN:NE2	1.76	1.01
2:O3:389:PHE:CE2	6:9B:604:GLU:CG	2.28	1.01
1:P6:171:ILE:HD11	8:P6:501:GTP:N3	1.75	1.01
2:Q2:58:LYS:HZ3	2:R2:280:GLN:HG3	1.20	1.01
2:Q2:87:PRO:CG	2:R2:277:GLY:C	2.33	1.01
2:T6:12:CYS:SG	9:T6:501:GDP:N9	2.32	1.01
1:V4:89:PRO:C	1:W4:280:LYS:HE2	1.84	1.01
1:W0:90:GLU:HG2	3:X0:4:ASN:HB3	1.40	1.01
2:W5:122:LYS:CE	3:X3:38:THR:HB	1.89	1.01
5:1C:72:ALA:HB2	5:1D:117:MET:HE2	1.41	1.01
1:A4:415:GLU:OE2	3:X2:86:TYR:CE2	2.13	1.01
1:B1:88:HIS:CD2	1:C1:284:GLU:HG3	1.96	1.01

Continued on next page...

Continued from previous page...

Atom-1	Atom-2	Interatomic distance (Å)	Clash overlap (Å)
1:C3:128:GLN:CD	1:D3:285:GLN:OE1	2.03	1.01
1:F1:364:PRO:CA	5:4J:6:ARG:CZ	2.38	1.01
1:G0:60:LYS:NZ	1:H0:283:HIS:ND1	2.08	1.01
2:I5:55:THR:HB	1:J5:372:GLN:HE21	1.25	1.01
2:J4:320:ARG:HD2	5:1G:148:TYR:OH	1.60	1.01
2:K3:53:GLU:O	2:L3:283:ALA:HB2	1.61	1.01
1:K4:60:LYS:CE	1:L4:282:TYR:CZ	2.30	1.01
1:N4:87:PHE:O	1:O4:283:HIS:CD2	2.12	1.01
1:N4:89:PRO:HG2	1:O4:280:LYS:HG3	1.39	1.01
1:N6:124:LYS:HE3	1:O6:297:GLU:CD	1.85	1.01
2:Q4:12:CYS:SG	9:Q4:501:GDP:N9	2.32	1.01
2:Q4:409:THR:HG22	6:9A:515:ALA:HA	1.39	1.01
1:Q5:128:GLN:NE2	1:R5:285:GLN:HG3	1.73	1.01
1:R1:364:PRO:HB3	5:7C:197:TYR:CE1	1.94	1.01
2:R2:122:LYS:CE	2:S2:292:GLN:NE2	2.11	1.01
2:R4:390:ARG:CZ	6:9A:476:TRP:HA	1.90	1.01
2:T0:84:ILE:CA	2:U0:281:TYR:CE1	2.43	1.01
1:T3:2:ARG:HH22	2:T4:70:PRO:HD2	1.26	1.01
2:V3:258:VAL:HG13	1:V4:407:TRP:HE1	1.22	1.01
1:W4:121:ARG:NH2	3:X2:4:ASN:O	1.94	1.01
5:1A:141:ASN:OD1	5:1A:207:LYS:NZ	1.70	1.01
5:2A:141:ASN:OD1	5:2A:207:LYS:NZ	1.70	1.01
5:4I:141:ASN:OD1	5:4I:207:LYS:NZ	1.69	1.01
5:5B:42:LYS:HG3	5:5B:180:GLU:HB2	1.41	1.01
1:A2:397:LEU:HD12	3:X1:30:ARG:HH22	1.00	1.01
1:A4:423:GLU:OE1	3:X2:104:ARG:NH2	1.93	1.01
1:A6:419:SER:HB3	3:X3:108:TYR:CZ	1.94	1.01
1:A6:434:GLU:OE1	3:X3:100:ARG:CD	2.09	1.01
1:E1:54:SER:C	1:F1:285:GLN:HE21	1.56	1.01
2:E4:54:ALA:HA	2:F4:283:ALA:CA	1.90	1.01
2:E4:56:GLY:HA2	5:2J:154:SER:H	0.88	1.01
2:F4:86:ARG:HG2	2:G3:281:TYR:HB3	1.02	1.01
1:G0:33:ASP:OD1	1:H0:282:TYR:HE2	1.41	1.01
1:I0:86:LEU:C	2:J0:281:TYR:CE1	2.34	1.01
1:I4:89:PRO:CG	2:J4:277:GLY:C	2.33	1.01
2:K3:83:GLN:O	2:L3:281:TYR:OH	1.72	1.01
1:K4:124:LYS:HE2	1:L4:297:GLU:OE1	1.61	1.01
2:P5:84:ILE:C	2:Q4:281:TYR:HE1	1.69	1.01
1:R1:100:ALA:N	8:R1:501:GTP:O2G	1.92	1.01
1:R3:60:LYS:HD3	1:S3:282:TYR:O	1.59	1.01
2:R4:390:ARG:CG	6:9A:476:TRP:HB3	1.90	1.01

Continued on next page...

Continued from previous page...

Atom-1	Atom-2	Interatomic distance (Å)	Clash overlap (Å)
2:S6:87:PRO:HD2	2:T6:277:GLY:C	1.85	1.01
1:T3:56:THR:CA	1:U3:285:GLN:CB	2.39	1.01
2:U2:55:THR:H	2:V1:283:ALA:HA	1.20	1.01
1:W0:90:GLU:HG2	3:X0:4:ASN:CB	1.90	1.01
5:1D:2:ALA:HB2	5:1D:162:PHE:HE2	1.25	1.01
5:1F:72:ALA:CB	5:1G:121:ARG:NH2	0.86	1.01
5:6D:2:ALA:HB2	5:6D:162:PHE:HE2	1.26	1.01
1:A6:56:THR:CB	1:B5:285:GLN:HA	1.91	1.01
2:B0:87:PRO:HD2	2:C0:278:SER:OG	0.84	1.01
1:B1:60:LYS:HD3	1:C1:282:TYR:O	1.59	1.01
2:B4:83:GLN:O	2:C4:281:TYR:CZ	2.13	1.01
1:B5:85:GLN:O	1:C5:283:HIS:NE2	1.93	1.01
1:C1:62:VAL:HG21	1:D1:283:HIS:CA	1.80	1.01
2:D0:86:ARG:HH12	2:E0:282:ARG:CD	1.61	1.01
1:G0:60:LYS:HZ3	1:H0:282:TYR:C	1.61	1.01
2:I3:87:PRO:HB3	1:J3:280:LYS:HZ3	0.85	1.01
2:I5:87:PRO:CB	1:J5:280:LYS:HG3	1.80	1.01
1:J1:420:GLU:CD	1:N0:308:ARG:HH12	1.55	1.01
1:K2:85:GLN:O	1:L2:283:HIS:HE1	1.44	1.01
1:O2:85:GLN:O	1:P2:283:HIS:NE2	1.93	1.01
2:Q0:86:ARG:HH12	2:R0:282:ARG:HD3	1.24	1.01
2:R6:12:CYS:SG	9:R6:501:GDP:O4'	2.19	1.01
1:S1:206:ASN:HD21	8:S1:501:GTP:HN22	1.05	1.01
1:S3:326:LYS:HG3	2:S4:212:PHE:HZ	1.20	1.01
1:U1:56:THR:HG22	1:V0:285:GLN:HA	1.41	1.01
1:U5:123:ARG:CD	1:V4:338:LYS:HZ1	1.73	1.01
1:V0:35:GLN:OE1	1:W0:282:TYR:CZ	2.14	1.01
5:3C:42:LYS:HG3	5:3C:180:GLU:HB2	1.43	1.01
1:A2:285:GLN:NE2	1:M2:55:GLU:O	1.93	1.00
1:A6:285:GLN:HB2	1:M6:56:THR:HA	1.41	1.00
1:A6:430:LYS:NZ	3:X3:153:ARG:CZ	2.24	1.00
2:C2:86:ARG:HH12	2:D2:282:ARG:CA	1.73	1.00
1:G0:221:ARG:O	5:4I:149:GLN:O	1.79	1.00
2:H3:53:GLU:C	2:I3:283:ALA:HB2	1.86	1.00
1:K4:33:ASP:OD2	1:L4:282:TYR:OH	1.78	1.00
2:N5:86:ARG:HD3	2:O5:282:ARG:HH21	1.17	1.00
2:O3:15:GLN:HA	4:Y1:204:MET:CE	1.85	1.00
1:O4:10:GLY:CA	8:O4:501:GTP:O1B	2.09	1.00
1:O4:12:ALA:CB	8:O4:501:GTP:C8	2.44	1.00
2:O5:12:CYS:CB	9:O5:501:GDP:C8	2.43	1.00
2:P5:46:ARG:NH2	1:P6:76:ASP:OD2	1.94	1.00

Continued on next page...

Continued from previous page...

Atom-1	Atom-2	Interatomic distance (Å)	Clash overlap (Å)
2:P5:406:MET:HG3	6:9A:557:LEU:CB	1.75	1.00
2:Q2:86:ARG:NH1	2:R2:282:ARG:NE	2.09	1.00
1:Q3:260:VAL:CG2	2:Q4:397:TRP:HE1	1.74	1.00
2:Q4:60:VAL:CG1	2:R4:281:TYR:C	2.30	1.00
2:Q4:389:PHE:CG	6:9A:519:TRP:CZ2	2.48	1.00
2:S0:331:LEU:HD21	1:S1:176:GLN:OE1	1.61	1.00
2:S2:386:THR:HG21	6:9B:440:LEU:HD22	1.01	1.00
2:S2:390:ARG:NH1	6:9B:440:LEU:HD12	1.61	1.00
1:S5:62:VAL:CB	1:T5:283:HIS:O	2.08	1.00
2:T0:84:ILE:HA	2:U0:281:TYR:HE1	1.26	1.00
2:U0:46:ARG:NH2	1:U1:76:ASP:OD2	1.94	1.00
2:U2:125:GLU:HB2	2:V1:336:LYS:NZ	1.75	1.00
2:W1:276:ARG:HH21	7:8A:299:LEU:CD2	1.72	1.00
1:W6:90:GLU:OE2	3:X3:4:ASN:O	1.79	1.00
5:1F:141:ASN:OD1	5:1F:207:LYS:NZ	1.70	1.00
5:6D:141:ASN:OD1	5:6D:207:LYS:NZ	1.70	1.00
1:A0:280:LYS:CG	1:M0:89:PRO:HG2	1.89	1.00
1:A2:60:LYS:HZ3	1:B1:283:HIS:CD2	1.79	1.00
1:A6:56:THR:CG2	1:B5:284:GLU:O	2.09	1.00
1:B3:88:HIS:CE1	1:C3:280:LYS:HB3	1.96	1.00
2:C4:86:ARG:HH21	2:D4:282:ARG:HA	0.91	1.00
1:D3:55:GLU:O	1:E3:285:GLN:OE1	1.79	1.00
1:G4:60:LYS:HE2	1:H4:282:TYR:HD2	1.23	1.00
2:J6:58:LYS:HZ1	2:K5:280:GLN:HG3	1.24	1.00
2:K3:87:PRO:HD2	2:L3:278:SER:HA	1.13	1.00
1:N0:86:LEU:N	1:O0:283:HIS:HE1	1.58	1.00
1:N4:89:PRO:CD	1:O4:280:LYS:HG2	1.80	1.00
2:N5:138:SER:HB2	9:N5:501:GDP:O5'	1.59	1.00
1:Q5:12:ALA:HB1	8:Q5:501:GTP:C8	1.89	1.00
1:R5:89:PRO:HD3	1:S5:283:HIS:ND1	1.74	1.00
2:S4:386:THR:HG21	6:9A:440:LEU:CD1	1.91	1.00
1:T1:37:PRO:HB2	5:7A:195:ASP:OD2	1.61	1.00
1:U1:89:PRO:CD	1:V0:280:LYS:CG	2.39	1.00
1:U5:89:PRO:HG2	1:V4:280:LYS:CD	1.91	1.00
2:V3:84:ILE:HA	2:W3:281:TYR:HE1	1.22	1.00
1:W0:206:ASN:OD1	8:W0:501:GTP:N2	1.92	1.00
2:W3:128:ASP:CA	3:X2:18:GLY:HA2	1.91	1.00
5:1C:72:ALA:HB2	5:1D:117:MET:CE	1.91	1.00
5:1D:141:ASN:OD1	5:1D:207:LYS:NZ	1.70	1.00
5:2I:141:ASN:OD1	5:2I:207:LYS:NZ	1.70	1.00
5:7B:42:LYS:HG3	5:7B:180:GLU:HB2	1.41	1.00

Continued on next page...

Continued from previous page...

Atom-1	Atom-2	Interatomic distance (Å)	Clash overlap (Å)
5:7D:42:LYS:HG3	5:7D:180:GLU:HB2	1.43	1.00
5:6C:42:LYS:HG3	5:6C:180:GLU:HB2	1.43	1.00
5:5A:42:LYS:HG3	5:5A:180:GLU:HB2	1.41	1.00
5:5D:2:ALA:HB2	5:5D:162:PHE:HE2	1.26	1.00
5:5D:42:LYS:HG3	5:5D:180:GLU:HB2	1.43	1.00
1:A4:400:ALA:CB	3:X2:52:THR:OG1	2.08	1.00
1:A4:434:GLU:HG3	3:X2:100:ARG:NH1	1.76	1.00
1:B1:89:PRO:HB2	1:C1:280:LYS:CE	1.91	1.00
1:D3:90:GLU:OE2	1:E3:280:LYS:NZ	1.95	1.00
2:J2:54:ALA:CA	2:K1:283:ALA:HB2	1.91	1.00
2:K3:85:PHE:C	2:L3:281:TYR:CE1	2.37	1.00
2:N5:169:VAL:HG11	9:N5:501:GDP:H1'	1.43	1.00
1:O6:140:SER:HB3	8:O6:501:GTP:C4'	1.91	1.00
1:P6:171:ILE:HG13	8:P6:501:GTP:H1'	1.43	1.00
2:Q0:86:ARG:NH1	2:R0:282:ARG:CD	2.25	1.00
2:Q0:87:PRO:HG2	2:R0:278:SER:CA	1.91	1.00
2:Q2:261:PRO:HG3	1:Q3:406:HIS:ND1	1.77	1.00
2:Q2:410:GLU:HG3	6:9B:518:LYS:HE2	1.43	1.00
2:Q4:409:THR:HG22	6:9A:518:LYS:HD2	1.38	1.00
2:S4:53:GLU:O	2:T4:283:ALA:CB	2.08	1.00
2:U6:83:GLN:O	2:V5:281:TYR:OH	1.78	1.00
2:V5:87:PRO:CB	2:W5:278:SER:HB2	1.89	1.00
1:W2:325:PRO:HG2	2:W3:222:TYR:CZ	1.97	1.00
2:W5:276:ARG:HH21	7:8C:299:LEU:CD2	1.74	1.00
5:1C:42:LYS:HG3	5:1C:180:GLU:HB2	1.41	1.00
1:F3:89:PRO:CG	1:G2:280:LYS:HG2	1.90	1.00
2:H1:87:PRO:HD2	2:I1:278:SER:HB2	1.03	1.00
2:I5:60:VAL:HG11	1:J5:283:HIS:O	1.59	1.00
2:K3:86:ARG:HA	2:L3:281:TYR:CG	1.95	1.00
2:K5:86:ARG:CZ	2:L5:282:ARG:NH1	1.87	1.00
1:O0:60:LYS:HE2	1:P0:283:HIS:CD2	1.97	1.00
2:P5:60:VAL:HG13	2:Q4:281:TYR:HD1	1.25	1.00
2:P5:83:GLN:O	2:Q4:281:TYR:OH	1.80	1.00
2:Q2:344:TRP:HA	1:Q3:397:LEU:HD21	1.42	1.00
1:R3:128:GLN:HE21	1:S3:290:GLU:CD	1.68	1.00
2:E4:86:ARG:HG3	2:F4:282:ARG:HH12	1.25	1.00
2:J4:406:MET:HG2	2:N3:306:ARG:CZ	1.91	1.00
1:K4:89:PRO:CB	1:L4:280:LYS:CG	2.38	1.00
1:N2:263:PRO:HD3	2:N3:396:HIS:ND1	1.77	1.00
2:O5:276:ARG:HG2	4:Y2:57:LEU:HD22	1.43	1.00
2:P3:345:ILE:HG22	1:P4:398:MET:HG2	1.42	1.00

Continued on next page...

Continued from previous page...

Atom-1	Atom-2	Interatomic distance (Å)	Clash overlap (Å)
1:R3:364:PRO:HG3	5:6C:197:TYR:CE1	1.95	1.00
1:S5:62:VAL:HG22	1:T5:283:HIS:HA	1.04	1.00
2:V3:53:GLU:O	2:W3:283:ALA:HB2	0.83	1.00
2:A3:54:ALA:CA	2:B2:283:ALA:CA	2.36	1.00
1:C5:58:ALA:N	1:D5:372:GLN:HE22	1.59	1.00
2:H1:83:GLN:O	2:I1:281:TYR:OH	1.79	1.00
1:I2:87:PHE:O	2:J2:281:TYR:CE1	2.14	1.00
2:P3:346:PRO:HG2	1:P4:394:LYS:HG3	1.40	1.00
1:Q3:254:GLU:HG2	2:Q4:98:GLY:HA2	1.41	1.00
2:R4:322:SER:HB2	1:R5:222:PRO:O	1.62	1.00
1:R5:88:HIS:NE2	1:S5:284:GLU:HB2	1.75	1.00
1:S3:87:PHE:C	1:T3:283:HIS:CD2	2.40	1.00
2:T0:60:VAL:HG11	2:U0:281:TYR:HB3	1.42	1.00
2:T6:60:VAL:HG11	2:U6:281:TYR:HB3	1.43	1.00
5:1E:42:LYS:HG3	5:1E:180:GLU:HB2	1.42	1.00
5:2E:72:ALA:CA	5:2F:121:ARG:NH2	1.90	1.00
1:A4:283:HIS:NE2	1:M4:60:LYS:NZ	2.08	1.00
1:A6:35:GLN:NE2	1:B5:282:TYR:CE1	2.30	1.00
1:A6:89:PRO:CG	1:B5:280:LYS:HD3	1.90	1.00
1:C3:90:GLU:CA	1:D3:280:LYS:NZ	2.24	1.00
2:G5:84:ILE:CA	2:H5:281:TYR:CE1	2.45	1.00
2:P1:60:VAL:HG11	2:Q0:281:TYR:HA	1.43	1.00
2:Q2:389:PHE:CE2	6:9B:519:TRP:CD2	2.50	1.00
2:Q2:405:GLU:CA	6:9B:515:ALA:HB2	1.92	1.00
2:R4:392:LYS:HE2	6:9A:473:PHE:CE1	1.92	1.00
2:S0:86:ARG:CA	2:T0:281:TYR:CD1	2.45	1.00
1:S3:60:LYS:HD3	1:T3:282:TYR:CD1	1.92	1.00
2:S4:389:PHE:HE2	6:9A:433:LEU:CD2	1.64	1.00
1:T1:123:ARG:NH1	1:U1:297:GLU:HG3	1.77	1.00
1:V2:256:GLN:HE21	2:V3:397:TRP:HH2	1.00	1.00
5:7D:2:ALA:HB2	5:7D:162:PHE:HE2	1.26	1.00
1:A4:88:HIS:NE2	1:B3:280:LYS:NZ	2.10	0.99
1:A4:423:GLU:OE1	3:X2:104:ARG:CZ	2.11	0.99
1:B5:89:PRO:HD2	1:C5:280:LYS:CB	1.91	0.99
1:E3:60:LYS:NZ	1:F3:283:HIS:CD2	2.29	0.99
2:E6:84:ILE:HA	2:F6:281:TYR:HE1	1.27	0.99
2:F4:83:GLN:C	2:G3:281:TYR:HH	1.56	0.99
2:L1:86:ARG:N	2:M1:281:TYR:CD1	2.29	0.99
1:N2:253:THR:HG21	2:N3:103:LYS:NZ	1.77	0.99
2:O5:15:GLN:NE2	4:Y2:204:MET:HG2	1.77	0.99
2:P5:322:SER:HB2	1:P6:222:PRO:O	1.62	0.99

Continued on next page...

Continued from previous page...

Atom-1	Atom-2	Interatomic distance (Å)	Clash overlap (Å)
1:T3:89:PRO:CD	1:U3:280:LYS:CG	2.37	0.99
5:2D:42:LYS:HG3	5:2D:180:GLU:HB2	1.41	0.99
5:3G:42:LYS:HG3	5:3G:180:GLU:HB2	1.43	0.99
1:A6:397:LEU:HD12	3:X3:30:ARG:NH2	1.75	0.99
2:F2:86:ARG:HG2	2:G1:281:TYR:HB3	1.00	0.99
2:H3:87:PRO:HD2	2:I3:278:SER:OG	1.62	0.99
1:Q3:89:PRO:CG	1:R3:280:LYS:HZ2	1.74	0.99
2:R4:86:ARG:CD	2:S4:281:TYR:HB3	1.90	0.99
2:S2:390:ARG:NH1	6:9B:436:LYS:O	1.95	0.99
1:W2:117:LEU:HD12	3:X1:6:PHE:HB2	1.36	0.99
5:2D:2:ALA:HB2	5:2D:162:PHE:HE2	1.25	0.99
5:2H:192:ILE:HG21	5:2H:198:PHE:HB2	1.44	0.99
2:D0:54:ALA:HA	2:E0:283:ALA:HB1	1.38	0.99
2:E2:54:ALA:CA	2:F2:283:ALA:CA	2.39	0.99
2:E4:60:VAL:HG11	2:F4:281:TYR:CD1	1.97	0.99
2:O3:390:ARG:HH12	6:9B:612:LYS:HE3	0.86	0.99
2:O5:276:ARG:HG3	4:Y2:57:LEU:HD22	1.41	0.99
2:S2:60:VAL:HG11	2:T2:281:TYR:HA	1.16	0.99
5:3D:141:ASN:OD1	5:3D:207:LYS:NZ	1.70	0.99
5:3E:141:ASN:OD1	5:3E:207:LYS:NZ	1.70	0.99
5:3G:141:ASN:OD1	5:3G:207:LYS:NZ	1.70	0.99
5:4J:2:ALA:HB2	5:4J:162:PHE:HE2	1.26	0.99
5:6C:72:ALA:CA	5:6D:121:ARG:NH2	1.90	0.99
1:A6:56:THR:CA	1:B5:285:GLN:HB2	1.91	0.99
2:D6:122:LYS:NZ	2:E6:291:GLN:CB	2.09	0.99
1:F1:365:GLY:N	5:4J:6:ARG:HH12	1.58	0.99
1:G4:60:LYS:CE	1:H4:282:TYR:HD2	1.75	0.99
2:I3:60:VAL:HG21	1:J3:283:HIS:O	1.61	0.99
1:P0:100:ALA:N	8:P0:501:GTP:O2G	1.95	0.99
2:P1:58:LYS:HZ2	2:Q0:280:GLN:CD	1.70	0.99
2:Q2:392:LYS:CG	6:9B:519:TRP:CZ2	2.44	0.99
2:S2:60:VAL:CG1	2:T2:281:TYR:HD1	1.76	0.99
1:T1:60:LYS:CE	1:U1:283:HIS:HD2	1.74	0.99
2:U2:54:ALA:CA	2:V1:283:ALA:CA	2.37	0.99
5:1E:141:ASN:OD1	5:1E:207:LYS:NZ	1.70	0.99
5:3C:36:ARG:NH2	5:3D:121:ARG:HH12	1.58	0.99
1:C3:89:PRO:CB	1:D3:280:LYS:CG	2.29	0.99
2:D2:83:GLN:O	2:E2:281:TYR:CE2	2.15	0.99
2:E4:60:VAL:CG1	2:F4:281:TYR:CD1	2.44	0.99
2:I1:60:VAL:HG12	1:J1:283:HIS:HA	1.41	0.99
2:N3:226:ASN:OD1	9:N3:501:GDP:N1	1.95	0.99

Continued on next page...

Continued from previous page...

Atom-1	Atom-2	Interatomic distance (Å)	Clash overlap (Å)
2:P3:322:SER:HB2	1:P4:222:PRO:O	1.61	0.99
2:Q0:122:LYS:HD3	2:R0:291:GLN:OE1	1.62	0.99
1:Q5:171:ILE:HG21	8:Q5:501:GTP:H1'	1.44	0.99
1:R5:54:SER:HB3	1:S5:285:GLN:CD	1.86	0.99
2:S4:122:LYS:CG	2:T4:291:GLN:NE2	2.24	0.99
1:V0:55:GLU:O	1:W0:285:GLN:OE1	1.79	0.99
2:V1:84:ILE:O	2:W1:281:TYR:CD1	2.15	0.99
2:V1:87:PRO:CB	2:W1:278:SER:HB2	1.93	0.99
5:2E:42:LYS:HG3	5:2E:180:GLU:HB2	1.43	0.99
2:A5:55:THR:H	2:B4:282:ARG:C	1.69	0.99
1:H2:90:GLU:HG3	1:I2:280:LYS:HD3	1.02	0.99
2:H3:83:GLN:O	2:I3:281:TYR:CE1	2.15	0.99
1:H4:89:PRO:CB	1:I4:280:LYS:NZ	2.23	0.99
1:L0:60:LYS:HD3	1:M0:282:TYR:O	1.61	0.99
2:N1:58:LYS:HE2	2:O1:280:GLN:CG	1.92	0.99
2:Q0:118:ASP:OD2	2:R0:297:LYS:HD3	1.61	0.99
1:S3:88:HIS:NE2	1:T3:280:LYS:O	1.94	0.99
1:T3:56:THR:HA	1:U3:285:GLN:HG3	1.01	0.99
2:V5:86:ARG:HH11	2:W5:282:ARG:HG3	1.18	0.99
5:6C:2:ALA:HB2	5:6C:162:PHE:HE2	1.26	0.99
2:E6:86:ARG:NH1	2:F6:282:ARG:HE	1.58	0.99
2:L5:1:MET:HE3	1:L6:72:PRO:HB2	1.21	0.99
1:N4:89:PRO:HD2	1:O4:280:LYS:CA	1.93	0.99
1:T1:56:THR:CA	1:U1:285:GLN:HG2	1.92	0.99
2:W1:276:ARG:HH22	7:8A:325:LEU:CD1	1.74	0.99
5:1B:77:LYS:CE	5:1C:89:LYS:NZ	2.25	0.99
5:2B:74:VAL:HG21	5:2C:110:ARG:HG3	1.01	0.99
5:7A:42:LYS:HG3	5:7A:180:GLU:HB2	1.41	0.99
2:E2:54:ALA:HA	2:F2:283:ALA:HB2	1.04	0.99
2:H1:60:VAL:HG11	2:I1:281:TYR:HA	1.43	0.99
1:K0:88:HIS:CD2	1:L0:283:HIS:HB3	1.93	0.99
1:K2:87:PHE:O	1:L2:283:HIS:CE1	2.15	0.99
1:N4:228:ASN:OD1	8:N4:501:GTP:O6	1.79	0.99
2:P5:404:ASP:N	6:9A:554:LYS:HZ3	1.53	0.99
5:6B:42:LYS:HG3	5:6B:180:GLU:HB2	1.41	0.99
1:A6:397:LEU:HD12	3:X3:30:ARG:CZ	1.93	0.99
2:C0:60:VAL:HG11	2:D0:281:TYR:CA	1.89	0.99
2:H1:53:GLU:O	2:I1:283:ALA:HB2	1.63	0.99
2:P5:258:VAL:HG13	1:P6:407:TRP:NE1	1.76	0.99
2:Q2:406:MET:HG2	6:9B:515:ALA:N	1.64	0.99
2:S6:53:GLU:C	2:T6:283:ALA:HB2	1.88	0.99

Continued on next page...

Continued from previous page...

Atom-1	Atom-2	Interatomic distance (Å)	Clash overlap (Å)
1:T5:60:LYS:HE2	1:U5:283:HIS:ND1	1.77	0.99
5:1F:42:LYS:HG3	5:1F:180:GLU:HB2	1.44	0.99
5:3J:42:LYS:HG3	5:3J:180:GLU:HB2	1.43	0.99
1:A4:434:GLU:CG	3:X2:100:ARG:NH2	2.14	0.99
1:E3:60:LYS:HD2	1:F3:282:TYR:CE1	1.98	0.99
1:I6:60:LYS:CE	2:J6:280:GLN:CB	2.27	0.99
1:N6:171:ILE:HG21	8:N6:501:GTP:C1'	1.92	0.99
1:N6:171:ILE:CG2	8:N6:501:GTP:O2'	2.08	0.99
2:O5:15:GLN:NE2	4:Y2:204:MET:HE2	1.77	0.99
2:P5:60:VAL:HG21	2:Q4:281:TYR:CA	1.92	0.99
2:Q0:252:LYS:NZ	8:Q1:501:GTP:O3G	1.94	0.99
1:R1:325:PRO:HB2	2:R2:208:TYR:OH	1.63	0.99
1:R3:364:PRO:HB3	5:6C:197:TYR:CE1	1.97	0.99
2:S6:60:VAL:HG21	2:T6:281:TYR:O	1.60	0.99
5:5C:141:ASN:OD1	5:5C:207:LYS:NZ	1.70	0.99
1:G0:124:LYS:NZ	1:H0:293:ASN:OD1	1.96	0.98
2:N1:125:GLU:O	2:O1:291:GLN:NE2	1.96	0.98
1:N4:89:PRO:HB2	1:O4:280:LYS:CD	1.93	0.98
1:N4:286:LEU:HD12	1:N4:291:ILE:CG2	1.93	0.98
1:N6:87:PHE:O	1:O6:283:HIS:ND1	1.96	0.98
2:O1:276:ARG:HG2	4:Y0:57:LEU:HD22	1.44	0.98
2:R0:58:LYS:HZ3	2:S0:280:GLN:HB2	1.00	0.98
2:U6:58:LYS:HZ2	2:V5:280:GLN:HB2	1.04	0.98
1:V0:256:GLN:HG2	2:V1:397:TRP:CZ2	1.97	0.98
1:W0:100:ALA:N	8:W0:501:GTP:O2G	1.95	0.98
5:3H:42:LYS:HG3	5:3H:180:GLU:HB2	1.41	0.98
5:2J:42:LYS:HG3	5:2J:180:GLU:HB2	1.43	0.98
5:7B:2:ALA:HB2	5:7B:162:PHE:HE2	1.25	0.98
1:A6:56:THR:N	1:B5:285:GLN:HB2	1.76	0.98
2:E6:84:ILE:HA	2:F6:281:TYR:CE1	1.98	0.98
1:G0:362:VAL:O	5:4I:197:TYR:CD1	2.15	0.98
2:K1:86:ARG:NH1	2:L1:281:TYR:O	1.94	0.98
1:O6:145:THR:N	8:O6:501:GTP:O2G	1.95	0.98
1:P0:329:ASN:ND2	2:P1:175:VAL:HG22	1.77	0.98
2:Q4:53:GLU:C	2:R4:283:ALA:HB2	1.88	0.98
2:S6:87:PRO:HG2	2:T6:277:GLY:HA3	1.00	0.98
2:T2:54:ALA:HA	2:U2:283:ALA:HA	1.02	0.98
2:U4:54:ALA:C	2:V3:283:ALA:CA	2.27	0.98
1:U5:171:ILE:HD12	8:U5:501:GTP:HN22	1.23	0.98
2:V5:87:PRO:HG2	2:W5:278:SER:N	1.78	0.98
5:2B:42:LYS:HG3	5:2B:180:GLU:HB2	1.44	0.98

Continued on next page...

Continued from previous page...

Atom-1	Atom-2	Interatomic distance (Å)	Clash overlap (Å)
5:2C:42:LYS:HG3	5:2C:180:GLU:HB2	1.41	0.98
5:2F:42:LYS:HG3	5:2F:180:GLU:HB2	1.43	0.98
5:3F:42:LYS:HG3	5:3F:180:GLU:HB2	1.43	0.98
1:A6:420:GLU:CD	3:X3:109:GLN:CG	2.35	0.98
1:A6:430:LYS:HZ1	3:X3:153:ARG:HD3	0.98	0.98
1:G2:127:ASP:OD2	1:H2:293:ASN:OD1	1.81	0.98
1:K2:85:GLN:O	1:L2:283:HIS:CE1	2.16	0.98
1:K2:88:HIS:CD2	1:L2:283:HIS:HB2	1.97	0.98
2:K3:87:PRO:CD	2:L3:278:SER:CB	2.39	0.98
1:P2:248:LEU:HD11	2:P3:222:TYR:CE2	1.97	0.98
2:Q4:386:THR:HG22	6:9A:522:LYS:CD	1.93	0.98
2:S4:389:PHE:CZ	6:9A:433:LEU:CD1	2.34	0.98
5:3C:141:ASN:OD1	5:3C:207:LYS:NZ	1.70	0.98
5:3D:2:ALA:HB2	5:3D:162:PHE:HE2	1.25	0.98
6:9A:522:LYS:O	6:9A:526:TYR:CD2	2.16	0.98
1:A4:434:GLU:HG3	3:X2:100:ARG:NE	1.75	0.98
1:B3:56:THR:HG22	1:C3:284:GLU:O	1.63	0.98
1:H0:30:ILE:O	5:4H:196:VAL:CG2	2.11	0.98
1:H0:31:GLN:HA	5:4H:196:VAL:HG13	1.43	0.98
1:H0:87:PHE:O	1:I0:283:HIS:CG	2.16	0.98
1:N2:62:VAL:CG1	1:O2:283:HIS:CA	2.41	0.98
2:O3:428:ALA:HB1	1:O4:401:LYS:HE3	1.42	0.98
1:Q5:228:ASN:OD1	8:Q5:501:GTP:N1	1.96	0.98
1:S1:258:ASN:ND2	2:S2:178:THR:HG23	1.77	0.98
2:S2:54:ALA:HA	2:T2:283:ALA:CA	1.93	0.98
1:A4:56:THR:N	1:B3:285:GLN:HB2	1.78	0.98
1:A4:56:THR:HG21	1:B3:284:GLU:O	1.63	0.98
2:B4:122:LYS:HA	2:C4:291:GLN:HE21	1.07	0.98
1:E5:62:VAL:CG2	1:F5:283:HIS:C	2.36	0.98
2:H1:122:LYS:CG	2:I1:291:GLN:CD	2.36	0.98
1:K0:90:GLU:OE2	1:L0:280:LYS:CE	2.11	0.98
1:L2:60:LYS:HD3	1:M2:282:TYR:O	1.64	0.98
1:P4:12:ALA:HB2	8:P4:501:GTP:C8	1.97	0.98
1:P6:228:ASN:OD1	8:P6:501:GTP:O6	1.82	0.98
1:Q3:86:LEU:C	1:R3:283:HIS:NE2	2.21	0.98
2:S0:86:ARG:HB2	2:T0:281:TYR:CB	1.93	0.98
2:S4:389:PHE:CD2	6:9A:433:LEU:HD22	1.97	0.98
2:T0:55:THR:HG23	2:U0:362:LYS:HZ2	1.20	0.98
1:T1:89:PRO:HD2	1:U1:280:LYS:CD	1.92	0.98
1:A6:56:THR:HA	1:B5:285:GLN:CA	1.92	0.98
1:C1:88:HIS:CD2	1:D1:284:GLU:CA	2.46	0.98

Continued on next page...

Continued from previous page...

Atom-1	Atom-2	Interatomic distance (Å)	Clash overlap (Å)
1:C3:128:GLN:CG	1:D3:285:GLN:OE1	2.12	0.98
2:E6:58:LYS:HZ2	2:F6:280:GLN:HB2	1.17	0.98
1:G0:362:VAL:O	5:4I:197:TYR:CE1	2.15	0.98
2:K1:86:ARG:NH1	2:L1:282:ARG:HA	1.78	0.98
1:K2:89:PRO:HG2	1:L2:280:LYS:HG2	1.46	0.98
2:Q2:122:LYS:NZ	2:R2:292:GLN:NE2	2.09	0.98
1:Q5:124:LYS:NZ	1:R5:297:GLU:OE1	1.96	0.98
2:R0:122:LYS:CG	2:S0:291:GLN:NE2	2.26	0.98
2:T0:60:VAL:HG11	2:U0:281:TYR:CB	1.93	0.98
2:W5:122:LYS:HA	3:X3:45:LEU:HD11	1.15	0.98
5:3E:42:LYS:HG3	5:3E:180:GLU:HB2	1.42	0.98
1:B5:89:PRO:HG2	1:C5:280:LYS:HG3	1.44	0.98
1:C3:88:HIS:CD2	1:D3:280:LYS:O	2.17	0.98
1:I0:60:LYS:HE2	2:J0:280:GLN:HB2	1.46	0.98
2:O3:412:GLU:OE2	6:9B:607:LEU:HB3	1.63	0.98
1:O6:145:THR:HB	8:O6:501:GTP:PG	2.03	0.98
1:Q3:262:TYR:CE1	2:Q4:392:LYS:O	2.16	0.98
2:Q4:122:LYS:HE3	2:R4:295:ASP:CG	1.88	0.98
2:R4:386:THR:HG23	6:9A:479:MET:HB3	0.98	0.98
1:U5:62:VAL:HG23	1:V4:283:HIS:O	1.63	0.98
2:V5:60:VAL:CG1	2:W5:281:TYR:HA	1.92	0.98
2:W1:125:GLU:HA	3:X1:17:ILE:HG12	1.45	0.98
2:W3:122:LYS:HZ1	3:X2:38:THR:H	1.03	0.98
2:W5:276:ARG:CZ	7:8C:325:LEU:CD2	2.41	0.98
5:3D:42:LYS:HG3	5:3D:180:GLU:HB2	1.43	0.98
2:A1:58:LYS:HE3	2:B0:280:GLN:HB2	1.43	0.98
1:A6:416:GLY:O	3:X3:108:TYR:CD1	2.17	0.98
2:G5:58:LYS:CE	2:H5:280:GLN:O	2.10	0.98
1:N2:124:LYS:CE	1:O2:297:GLU:OE2	2.11	0.98
1:O2:56:THR:HG23	1:P2:284:GLU:O	1.64	0.98
2:R4:390:ARG:CB	6:9A:480:LYS:CE	2.06	0.98
1:T5:10:GLY:HA3	8:T5:501:GTP:O1B	1.62	0.98
2:U2:126:SER:HB3	2:V1:291:GLN:CD	1.89	0.98
1:U5:56:THR:CB	1:V4:285:GLN:CA	2.41	0.98
2:E4:58:LYS:HD3	2:F4:280:GLN:O	1.63	0.98
1:H2:89:PRO:HD2	1:I2:280:LYS:HA	1.44	0.98
1:I2:85:GLN:C	2:J2:281:TYR:OH	2.07	0.98
2:L1:86:ARG:HH12	2:M1:282:ARG:CA	1.76	0.98
2:L3:87:PRO:HD3	2:M3:281:TYR:HD2	1.22	0.98
2:L3:320:ARG:HH22	5:1E:149:GLN:HG2	0.84	0.98
2:S2:409:THR:HG22	6:9B:433:LEU:HD23	1.44	0.98

Continued on next page...

Continued from previous page...

Atom-1	Atom-2	Interatomic distance (Å)	Clash overlap (Å)
5:2B:141:ASN:OD1	5:2B:207:LYS:NZ	1.70	0.98
5:3E:2:ALA:HB2	5:3E:162:PHE:HE2	1.25	0.98
5:4H:42:LYS:HG3	5:4H:180:GLU:HB2	1.41	0.98
1:A0:283:HIS:NE2	1:M0:85:GLN:O	1.96	0.98
2:D0:54:ALA:CA	2:E0:283:ALA:CB	2.20	0.98
2:D0:58:LYS:HE2	2:E0:281:TYR:CE2	1.99	0.98
1:F1:85:GLN:CG	1:G0:282:TYR:CE2	2.45	0.98
1:G4:88:HIS:CD2	1:H4:280:LYS:HB3	1.97	0.98
2:O3:409:THR:OG1	6:9B:600:ILE:HG23	1.63	0.98
2:O5:169:VAL:HG11	9:O5:501:GDP:H1'	1.42	0.98
5:2D:141:ASN:OD1	5:2D:207:LYS:NZ	1.70	0.98
5:6A:77:LYS:CD	5:6B:89:LYS:NZ	2.18	0.98
5:5A:141:ASN:OD1	5:5A:207:LYS:NZ	1.70	0.98
2:E4:56:GLY:CA	5:2J:154:SER:N	2.25	0.97
2:F4:86:ARG:NH1	2:G3:282:ARG:NH2	2.12	0.97
1:G4:55:GLU:N	1:H4:285:GLN:CD	2.12	0.97
1:H2:60:LYS:HE2	1:I2:282:TYR:CE1	1.98	0.97
1:H2:88:HIS:CE1	1:I2:284:GLU:OE2	2.16	0.97
2:P5:258:VAL:CG1	1:P6:407:TRP:HE1	1.77	0.97
1:Q5:228:ASN:CG	8:Q5:501:GTP:O6	2.05	0.97
2:R2:412:GLU:CB	6:9B:479:MET:SD	2.52	0.97
2:S2:86:ARG:HG3	2:T2:281:TYR:HB3	1.44	0.97
1:U5:60:LYS:HB2	1:V4:282:TYR:O	1.59	0.97
2:V5:87:PRO:HG2	2:W5:278:SER:CA	1.93	0.97
5:5B:141:ASN:OD1	5:5B:207:LYS:NZ	1.70	0.97
5:1G:42:LYS:HG3	5:1G:180:GLU:HB2	1.43	0.97
1:A0:422:ARG:CZ	3:X0:55:SER:CB	2.42	0.97
1:A2:393:HIS:CE1	3:X1:30:ARG:HE	1.63	0.97
1:A6:196:GLU:HG2	3:X3:115:LYS:HZ3	1.22	0.97
2:C2:86:ARG:NH1	2:D2:282:ARG:CA	2.25	0.97
1:C5:58:ALA:N	1:D5:372:GLN:NE2	2.12	0.97
2:G3:60:VAL:HG11	2:H3:281:TYR:O	1.64	0.97
1:N4:86:LEU:O	1:O4:283:HIS:CD2	2.15	0.97
2:O1:15:GLN:HA	4:Y0:204:MET:HE1	1.00	0.97
2:U2:126:SER:CB	2:V1:291:GLN:NE2	2.26	0.97
1:A2:55:GLU:O	1:B1:285:GLN:HG3	1.64	0.97
2:A3:53:GLU:O	2:B2:283:ALA:CB	2.13	0.97
1:E1:62:VAL:CG1	1:F1:283:HIS:HB3	1.93	0.97
1:N6:62:VAL:HG13	1:O6:283:HIS:HB3	1.46	0.97
1:O4:326:LYS:NZ	2:O5:212:PHE:HB2	1.77	0.97
2:Q0:87:PRO:CB	2:R0:278:SER:HB2	1.93	0.97

Continued on next page...

Continued from previous page...

Atom-1	Atom-2	Interatomic distance (Å)	Clash overlap (Å)
1:V0:88:HIS:CE1	1:W0:280:LYS:HG2	1.99	0.97
2:W5:122:LYS:NZ	3:X3:38:THR:H	1.62	0.97
5:1B:42:LYS:HG3	5:1B:180:GLU:HB2	1.43	0.97
1:A4:56:THR:HG23	1:B3:285:GLN:N	1.78	0.97
1:A6:420:GLU:HG2	3:X3:109:GLN:HE21	1.28	0.97
2:E6:53:GLU:O	2:F6:283:ALA:CB	2.11	0.97
1:G0:56:THR:HG21	1:H0:284:GLU:O	1.14	0.97
1:G0:282:TYR:CD2	5:4I:9:ARG:NH2	2.33	0.97
1:G4:60:LYS:NZ	1:H4:282:TYR:CE2	2.33	0.97
2:P1:84:ILE:C	2:Q0:281:TYR:HE1	1.71	0.97
1:S1:326:LYS:HG3	2:S2:212:PHE:CE1	2.00	0.97
2:C0:86:ARG:HH21	2:D0:282:ARG:HA	0.82	0.97
1:C5:89:PRO:CG	1:D5:280:LYS:HG3	1.94	0.97
1:F5:85:GLN:HG2	1:G4:282:TYR:CE1	1.99	0.97
1:H0:87:PHE:O	1:I0:283:HIS:NE2	1.97	0.97
2:I1:87:PRO:CB	1:J1:280:LYS:HG2	1.95	0.97
1:I2:86:LEU:C	2:J2:281:TYR:CE1	2.40	0.97
1:I6:89:PRO:CG	2:J6:277:GLY:C	2.36	0.97
2:P3:386:THR:CG2	6:9B:572:LYS:NZ	2.26	0.97
2:R6:86:ARG:HA	2:S6:281:TYR:CD2	1.99	0.97
1:S3:123:ARG:NH2	1:T3:297:GLU:CG	2.27	0.97
1:U1:56:THR:OG1	1:V0:284:GLU:C	2.06	0.97
1:V4:42:ILE:HG12	7:8C:313:ARG:NH2	1.77	0.97
5:2C:141:ASN:OD1	5:2C:207:LYS:NZ	1.70	0.97
1:A6:56:THR:HG21	1:B5:284:GLU:O	1.64	0.97
1:G0:60:LYS:NZ	1:H0:283:HIS:CG	2.33	0.97
1:K0:308:ARG:HD2	1:N0:283:HIS:HB3	0.98	0.97
1:L0:62:VAL:HG21	1:M0:283:HIS:O	0.79	0.97
2:L3:84:ILE:O	2:M3:281:TYR:CE1	2.18	0.97
2:O1:177:ASP:HB2	9:O1:501:GDP:O3'	1.64	0.97
2:Q2:58:LYS:NZ	2:R2:280:GLN:OE1	1.96	0.97
2:R2:85:PHE:O	2:S2:281:TYR:CZ	2.17	0.97
2:S6:86:ARG:HH21	2:T6:282:ARG:CA	1.73	0.97
2:W5:125:GLU:CB	3:X3:17:ILE:HG12	1.93	0.97
5:2E:2:ALA:HB2	5:2E:162:PHE:HE2	1.26	0.97
5:3E:192:ILE:HG21	5:3E:198:PHE:HB2	1.46	0.97
5:7C:42:LYS:HG3	5:7C:180:GLU:HB2	1.43	0.97
2:A3:54:ALA:C	2:B2:283:ALA:HA	1.88	0.97
2:I5:87:PRO:HB2	1:J5:280:LYS:CD	1.95	0.97
2:N1:261:PRO:HG3	1:N2:406:HIS:CD2	1.98	0.97
1:P2:248:LEU:HD11	2:P3:222:TYR:HE2	1.27	0.97

Continued on next page...

Continued from previous page...

Atom-1	Atom-2	Interatomic distance (Å)	Clash overlap (Å)
2:Q2:405:GLU:CA	6:9B:515:ALA:CB	2.41	0.97
2:R4:122:LYS:HA	2:S4:291:GLN:NE2	1.79	0.97
2:S6:86:ARG:NH2	2:T6:281:TYR:O	1.97	0.97
2:S6:122:LYS:HB3	2:T6:291:GLN:CD	1.89	0.97
5:6A:2:ALA:HB2	5:6A:162:PHE:HE2	1.25	0.97
1:A4:56:THR:CB	1:B3:285:GLN:HB2	1.95	0.97
1:A6:430:LYS:NZ	3:X3:153:ARG:HH11	1.53	0.97
1:F5:85:GLN:HG3	1:G4:282:TYR:CE1	1.99	0.97
1:N4:326:LYS:HB2	2:N5:220:PRO:HG2	1.45	0.97
2:N5:87:PRO:CG	2:O5:278:SER:CA	2.42	0.97
2:O5:86:ARG:NH1	2:P5:278:SER:HB3	1.78	0.97
2:Q2:60:VAL:HG11	2:R2:281:TYR:HA	0.98	0.97
1:R3:263:PRO:HG3	2:R4:396:HIS:CG	1.99	0.97
2:S4:406:MET:CA	6:9A:429:TYR:CD1	2.38	0.97
1:T3:128:GLN:CD	1:U3:290:GLU:OE2	2.07	0.97
2:U4:58:LYS:NZ	2:V3:280:GLN:HB2	1.76	0.97
1:U5:124:LYS:HE2	1:V4:297:GLU:CG	1.95	0.97
5:1D:42:LYS:HG3	5:1D:180:GLU:HB2	1.43	0.97
5:4J:141:ASN:OD1	5:4J:207:LYS:NZ	1.70	0.97
5:6A:42:LYS:HG3	5:6A:180:GLU:HB2	1.41	0.97
2:L3:86:ARG:HH12	2:M3:282:ARG:HA	1.18	0.97
2:Q2:389:PHE:CD1	6:9B:519:TRP:CZ2	2.53	0.97
1:R5:87:PHE:O	1:S5:283:HIS:NE2	1.97	0.97
1:U3:124:LYS:CD	1:V2:297:GLU:OE1	2.11	0.97
2:W5:122:LYS:HA	3:X3:45:LEU:HD12	1.45	0.97
1:A2:397:LEU:CD1	3:X1:30:ARG:HH22	1.77	0.97
1:A4:56:THR:CG2	1:B3:284:GLU:O	2.12	0.97
2:D4:54:ALA:HA	2:E4:283:ALA:HB2	0.98	0.97
2:G5:125:GLU:CG	2:H5:336:LYS:HZ1	1.64	0.97
1:H2:60:LYS:CE	1:I2:282:TYR:CE2	2.21	0.97
2:I3:86:ARG:CZ	1:J3:284:GLU:CG	2.34	0.97
2:J2:54:ALA:HA	2:K1:283:ALA:CB	1.94	0.97
2:J4:320:ARG:CZ	5:1G:148:TYR:HE1	1.76	0.97
1:N4:123:ARG:NH1	1:O4:297:GLU:OE2	1.98	0.97
1:P6:140:SER:CB	8:P6:501:GTP:C4'	2.43	0.97
1:Q3:85:GLN:O	1:R3:283:HIS:NE2	1.97	0.97
1:Q3:120:ASP:OD1	1:R3:297:GLU:OE2	1.83	0.97
1:R1:88:HIS:HE2	1:S1:284:GLU:CB	1.76	0.97
5:2E:141:ASN:OD1	5:2E:207:LYS:NZ	1.70	0.97
5:6D:42:LYS:HG3	5:6D:180:GLU:HB2	1.43	0.97
2:A3:87:PRO:HD2	2:B2:278:SER:HG	1.17	0.96

Continued on next page...

Continued from previous page...

Atom-1	Atom-2	Interatomic distance (Å)	Clash overlap (Å)
1:A6:430:LYS:HZ3	3:X3:153:ARG:CZ	1.78	0.96
1:E1:39:ASP:CG	5:4J:74:VAL:HG11	1.90	0.96
1:H2:62:VAL:CG2	1:I2:283:HIS:O	2.13	0.96
2:K1:85:PHE:O	2:L1:281:TYR:CE2	2.18	0.96
2:L3:320:ARG:NH2	5:1E:149:GLN:CG	2.25	0.96
1:N2:85:GLN:C	1:O2:283:HIS:CE1	2.43	0.96
2:N5:10:GLY:HA3	9:N5:501:GDP:O2B	1.63	0.96
2:N5:87:PRO:HG2	2:O5:278:SER:HB2	1.03	0.96
2:Q4:53:GLU:O	2:R4:283:ALA:HB2	0.79	0.96
2:R4:406:MET:N	6:9A:468:GLU:C	2.22	0.96
2:R4:409:THR:HG22	6:9A:475:ALA:HB3	1.44	0.96
1:R5:12:ALA:CB	8:R5:501:GTP:C8	2.48	0.96
1:S1:62:VAL:HG21	1:T1:283:HIS:C	1.89	0.96
2:T6:54:ALA:CA	2:U6:283:ALA:HB2	1.95	0.96
1:V4:256:GLN:HB3	2:V5:397:TRP:CH2	2.00	0.96
5:4I:89:LYS:CE	5:4H:77:LYS:HZ3	1.77	0.96
1:A6:416:GLY:CA	3:X3:108:TYR:HB2	1.94	0.96
2:C4:60:VAL:CB	2:D4:281:TYR:HA	1.95	0.96
1:F1:85:GLN:HG3	1:G0:282:TYR:CE2	2.00	0.96
1:H0:128:GLN:OE1	1:I0:285:GLN:CD	2.08	0.96
1:H2:88:HIS:HD2	1:I2:284:GLU:HG2	1.23	0.96
1:J3:264:ARG:CD	1:N2:339:ARG:NH2	2.22	0.96
1:N2:85:GLN:O	1:O2:283:HIS:CE1	2.17	0.96
2:R6:87:PRO:HD2	2:S6:281:TYR:HD2	1.28	0.96
1:U5:123:ARG:HH11	1:V4:338:LYS:NZ	1.62	0.96
5:3J:141:ASN:OD1	5:3J:207:LYS:NZ	1.70	0.96
1:A4:56:THR:CG2	1:B3:285:GLN:CA	2.21	0.96
1:B1:60:LYS:HE2	1:C1:283:HIS:ND1	1.79	0.96
2:B4:86:ARG:NH1	2:C4:282:ARG:CD	2.29	0.96
1:F3:89:PRO:HG2	1:G2:280:LYS:CG	1.94	0.96
1:J1:420:GLU:OE2	1:N0:308:ARG:NH1	1.99	0.96
1:J5:221:ARG:HG2	5:1G:150:ASN:O	1.65	0.96
1:P2:2:ARG:NH2	2:P3:71:GLY:N	2.12	0.96
2:Q0:87:PRO:CG	2:R0:277:GLY:O	2.13	0.96
1:Q3:86:LEU:O	1:R3:283:HIS:HD2	1.40	0.96
1:U3:124:LYS:HD2	1:V2:297:GLU:CD	1.90	0.96
2:B4:60:VAL:HG21	2:C4:281:TYR:O	1.65	0.96
2:B4:122:LYS:CG	2:C4:291:GLN:HG2	1.96	0.96
2:C0:86:ARG:HE	2:D0:282:ARG:HG2	1.26	0.96
1:C3:90:GLU:CB	1:D3:280:LYS:HZ1	1.67	0.96
1:G2:55:GLU:C	1:H2:285:GLN:HB3	1.90	0.96

Continued on next page...

Continued from previous page...

Atom-1	Atom-2	Interatomic distance (Å)	Clash overlap (Å)
2:G5:53:GLU:O	2:H5:283:ALA:CB	0.67	0.96
2:H5:87:PRO:HD2	2:I5:278:SER:HB2	0.99	0.96
2:J6:406:MET:HE3	2:N5:306:ARG:CG	1.94	0.96
2:K3:307:HIS:HA	2:N3:280:GLN:CA	1.81	0.96
2:K5:60:VAL:HG21	2:L5:281:TYR:C	1.89	0.96
2:O3:404:ASP:CA	6:9B:597:LYS:HG2	1.80	0.96
2:S2:390:ARG:NE	6:9B:440:LEU:HB2	1.79	0.96
2:U2:125:GLU:HB2	2:V1:336:LYS:HZ2	1.25	0.96
2:W1:128:ASP:OD1	3:X1:18:GLY:HA3	1.65	0.96
1:A2:434:GLU:OE2	3:X1:100:ARG:CB	2.12	0.96
1:B1:89:PRO:CG	1:C1:280:LYS:HG2	1.94	0.96
1:H2:60:LYS:CE	1:I2:282:TYR:CE1	2.47	0.96
1:H4:88:HIS:CE1	1:I4:284:GLU:CG	2.36	0.96
1:K2:88:HIS:NE2	1:L2:284:GLU:HG3	1.80	0.96
1:Q3:346:TRP:O	2:Q4:388:MET:HG2	1.66	0.96
1:R5:171:ILE:HG21	8:R5:501:GTP:H1'	1.41	0.96
1:T5:56:THR:HA	1:U5:285:GLN:HG3	0.99	0.96
2:T6:10:GLY:CA	9:T6:501:GDP:PB	2.53	0.96
1:C5:89:PRO:C	1:D5:280:LYS:HG2	1.89	0.96
1:H0:30:ILE:O	5:4H:196:VAL:CG1	2.13	0.96
2:I1:87:PRO:CB	1:J1:280:LYS:NZ	2.29	0.96
2:L3:87:PRO:CD	2:M3:278:SER:HA	1.94	0.96
1:T3:89:PRO:CG	1:U3:280:LYS:CG	2.43	0.96
1:U3:260:VAL:HG13	2:U4:397:TRP:HE1	1.29	0.96
2:W5:122:LYS:HZ2	3:X3:38:THR:CA	1.77	0.96
5:3F:141:ASN:OD1	5:3F:207:LYS:NZ	1.70	0.96
5:6B:2:ALA:HB2	5:6B:162:PHE:HE2	1.25	0.96
5:2G:42:LYS:HG3	5:2G:180:GLU:HB2	1.43	0.96
1:G0:56:THR:CG2	1:H0:284:GLU:O	2.08	0.96
2:G3:60:VAL:CG1	2:H3:281:TYR:O	2.14	0.96
1:K4:88:HIS:N	1:L4:283:HIS:CG	2.34	0.96
2:Q0:87:PRO:CD	2:R0:278:SER:HA	1.96	0.96
2:T2:54:ALA:CA	2:U2:283:ALA:HA	1.93	0.96
1:T3:128:GLN:HE21	1:U3:290:GLU:CD	1.58	0.96
5:2A:42:LYS:HG3	5:2A:180:GLU:HB2	1.44	0.96
5:5C:42:LYS:HG3	5:5C:180:GLU:HB2	1.43	0.96
1:A4:56:THR:C	1:B3:285:GLN:CG	2.39	0.96
1:A6:60:LYS:HZ3	1:B5:283:HIS:CD2	1.78	0.96
1:A6:434:GLU:HB3	3:X3:100:ARG:CD	1.96	0.96
1:C3:89:PRO:HB3	1:D3:279:GLU:OE1	1.64	0.96
2:E0:87:PRO:CG	2:F0:278:SER:OG	2.13	0.96

Continued on next page...

Continued from previous page...

Atom-1	Atom-2	Interatomic distance (Å)	Clash overlap (Å)
2:E2:54:ALA:CA	2:F2:283:ALA:HA	1.95	0.96
1:G4:55:GLU:N	1:H4:285:GLN:OE1	1.98	0.96
1:N6:85:GLN:O	1:O6:283:HIS:CE1	2.19	0.96
2:S4:409:THR:CG2	6:9A:429:TYR:CD1	2.49	0.96
1:V0:256:GLN:HG2	2:V1:397:TRP:CH2	2.00	0.96
1:A4:60:LYS:CD	1:B3:282:TYR:O	2.14	0.96
1:E1:60:LYS:HE3	1:F1:283:HIS:HA	1.48	0.96
1:F1:88:HIS:NE2	1:G0:283:HIS:HB3	1.80	0.96
1:H0:128:GLN:OE1	1:I0:285:GLN:CG	2.14	0.96
2:I3:85:PHE:O	1:J3:283:HIS:CD2	2.18	0.96
2:J4:406:MET:CG	2:N3:306:ARG:CZ	2.44	0.96
1:T3:32:PRO:CG	5:6A:200:ILE:CD1	2.26	0.96
1:U1:89:PRO:HG2	1:V0:280:LYS:CD	1.95	0.96
2:W5:122:LYS:HZ2	3:X3:38:THR:N	1.62	0.96
5:5B:2:ALA:HB2	5:5B:162:PHE:HE2	1.25	0.96
2:A1:54:ALA:HA	2:B0:283:ALA:HB2	1.46	0.96
1:A4:400:ALA:C	3:X2:52:THR:OG1	2.08	0.96
1:C3:88:HIS:NE2	1:D3:284:GLU:HB2	1.79	0.96
1:H4:87:PHE:C	1:I4:283:HIS:CD2	2.43	0.96
2:O3:389:PHE:HE2	6:9B:604:GLU:HB3	0.98	0.96
1:P6:89:PRO:HD3	1:Q5:283:HIS:ND1	1.79	0.96
1:P6:171:ILE:CG1	8:P6:501:GTP:H1'	1.96	0.96
2:R6:87:PRO:HG2	2:S6:278:SER:HB2	1.48	0.96
1:T5:56:THR:HA	1:U5:285:GLN:CB	1.96	0.96
2:U2:54:ALA:HA	2:V1:283:ALA:HB2	1.09	0.96
5:1E:2:ALA:HB2	5:1E:162:PHE:HE2	1.26	0.96
2:E0:54:ALA:HA	2:F0:283:ALA:HB2	1.44	0.95
1:J5:60:LYS:NZ	1:K4:283:HIS:CG	2.32	0.95
2:K5:55:THR:HB	2:L5:284:LEU:HD12	1.46	0.95
1:N0:224:TYR:CE2	8:N0:501:GTP:C6	2.54	0.95
2:Q2:87:PRO:CD	2:R2:278:SER:CA	2.44	0.95
1:S3:87:PHE:O	1:T3:283:HIS:NE2	1.97	0.95
2:S4:58:LYS:HD2	2:T4:280:GLN:HB2	1.44	0.95
2:T4:54:ALA:HB1	2:U4:282:ARG:C	1.90	0.95
2:U2:53:GLU:C	2:V1:283:ALA:CB	2.35	0.95
5:3H:77:LYS:HZ3	5:3I:89:LYS:CE	1.78	0.95
5:4J:42:LYS:HG3	5:4J:180:GLU:HB2	1.43	0.95
6:9A:533:LYS:O	6:9A:537:TYR:CD2	2.19	0.95
1:A4:89:PRO:CG	1:B3:280:LYS:CE	2.43	0.95
1:A6:89:PRO:HG2	1:B5:280:LYS:HD3	0.96	0.95
1:A6:430:LYS:HZ1	3:X3:153:ARG:HH11	1.13	0.95

Continued on next page...

Continued from previous page...

Atom-1	Atom-2	Interatomic distance (Å)	Clash overlap (Å)
1:H4:87:PHE:O	1:I4:283:HIS:NE2	1.98	0.95
1:L4:89:PRO:HD3	1:M4:283:HIS:CE1	2.01	0.95
2:N5:53:GLU:O	2:O5:283:ALA:HB2	1.66	0.95
1:N6:54:SER:HB2	1:O6:285:GLN:NE2	1.80	0.95
2:P3:386:THR:HG22	6:9B:572:LYS:HZ3	1.23	0.95
1:Q3:85:GLN:O	1:R3:283:HIS:CE1	2.18	0.95
1:R1:324:VAL:HG11	2:R2:219:THR:CG2	1.97	0.95
2:S0:60:VAL:CG1	2:T0:281:TYR:HD2	1.79	0.95
1:S1:62:VAL:HG21	1:T1:283:HIS:CB	1.96	0.95
2:S4:60:VAL:CG2	2:T4:281:TYR:O	2.13	0.95
2:T4:46:ARG:NH2	1:T5:76:ASP:OD1	1.98	0.95
2:U6:55:THR:CB	2:V5:284:LEU:H	1.79	0.95
1:A2:422:ARG:NH2	3:X1:55:SER:OG	1.98	0.95
1:A4:400:ALA:O	3:X2:52:THR:HB	1.63	0.95
1:A4:415:GLU:OE2	3:X2:86:TYR:HE2	1.47	0.95
2:G3:55:THR:OG1	2:H3:284:LEU:HG	1.66	0.95
1:G4:55:GLU:HB2	1:H4:285:GLN:NE2	1.81	0.95
2:N5:60:VAL:CG2	2:O5:281:TYR:O	2.14	0.95
1:N6:62:VAL:CG1	1:O6:283:HIS:HB3	1.96	0.95
2:O3:222:TYR:HB2	4:Y1:203:THR:OG1	1.65	0.95
1:O6:140:SER:CB	8:O6:501:GTP:O5'	2.14	0.95
2:P1:84:ILE:O	2:Q0:281:TYR:HE1	1.48	0.95
2:P3:404:ASP:HB2	6:9B:554:LYS:CG	1.96	0.95
2:P3:404:ASP:HB2	6:9B:554:LYS:HG2	1.48	0.95
1:Q5:231:ILE:CD1	8:Q5:501:GTP:N2	2.27	0.95
2:R0:87:PRO:HD3	2:S0:281:TYR:CE2	2.01	0.95
5:3H:141:ASN:OD1	5:3H:207:LYS:NZ	1.70	0.95
5:7D:141:ASN:OD1	5:7D:207:LYS:NZ	1.70	0.95
5:2G:2:ALA:HB2	5:2G:162:PHE:HE2	1.25	0.95
1:A2:285:GLN:OE1	1:M2:55:GLU:O	1.82	0.95
1:A6:124:LYS:NZ	1:B5:293:ASN:HB3	1.80	0.95
1:J3:420:GLU:HG3	1:N2:308:ARG:NE	1.81	0.95
2:O5:138:SER:OG	9:O5:501:GDP:PA	2.25	0.95
1:O6:171:ILE:CD1	8:O6:501:GTP:N3	2.29	0.95
2:R0:60:VAL:HG11	2:S0:281:TYR:HD1	1.31	0.95
2:S4:406:MET:HA	6:9A:429:TYR:CG	1.98	0.95
2:W1:276:ARG:HH21	7:8A:299:LEU:HD21	0.82	0.95
5:2C:77:LYS:CD	5:2D:89:LYS:NZ	2.18	0.95
1:C5:57:GLY:C	1:D5:372:GLN:NE2	2.23	0.95
1:E1:60:LYS:HE2	1:F1:282:TYR:HD2	1.27	0.95
1:E3:60:LYS:CE	1:F3:282:TYR:CE1	2.49	0.95

Continued on next page...

Continued from previous page...

Atom-1	Atom-2	Interatomic distance (Å)	Clash overlap (Å)
1:E3:85:GLN:O	1:F3:283:HIS:NE2	1.98	0.95
1:H2:88:HIS:HE2	1:I2:284:GLU:CD	1.72	0.95
2:I3:87:PRO:CB	1:J3:280:LYS:HZ3	1.70	0.95
1:K0:87:PHE:O	1:L0:283:HIS:NE2	1.98	0.95
1:S5:88:HIS:HE1	1:T5:280:LYS:O	1.48	0.95
2:T0:143:THR:CB	9:T0:501:GDP:O2B	2.13	0.95
1:T3:127:ASP:CG	1:U3:293:ASN:ND2	2.25	0.95
2:T4:55:THR:HG21	2:U4:284:LEU:HD12	1.47	0.95
1:A6:60:LYS:NZ	1:B5:283:HIS:ND1	2.15	0.95
1:A6:434:GLU:HB3	3:X3:100:ARG:HD3	1.47	0.95
1:B3:124:LYS:NZ	1:C3:297:GLU:CD	2.24	0.95
1:C3:90:GLU:CA	1:D3:280:LYS:HZ2	1.80	0.95
1:E1:60:LYS:HD2	1:F1:282:TYR:CE2	2.00	0.95
2:E2:54:ALA:HA	2:F2:283:ALA:HA	1.47	0.95
2:E6:54:ALA:HA	2:F6:283:ALA:HA	0.96	0.95
1:K0:90:GLU:CD	1:L0:280:LYS:CD	2.38	0.95
1:N0:88:HIS:CD2	1:O0:284:GLU:CB	2.47	0.95
2:N5:84:ILE:CA	2:O5:281:TYR:HE1	1.79	0.95
1:O2:441:GLU:O	6:9B:612:LYS:CD	2.14	0.95
2:P3:406:MET:CG	6:9B:557:LEU:CD2	2.28	0.95
1:T3:60:LYS:HZ1	1:U3:283:HIS:CG	1.85	0.95
2:U2:122:LYS:HD2	2:V1:291:GLN:CG	1.97	0.95
2:W1:204:ASN:OD1	9:W1:501:GDP:N2	1.98	0.95
1:A0:400:ALA:HB1	3:X0:52:THR:HG1	0.96	0.95
2:G1:58:LYS:HZ3	2:H1:280:GLN:C	1.73	0.95
1:G4:56:THR:HG23	1:H4:286:LEU:H	1.32	0.95
1:H0:30:ILE:O	5:4H:196:VAL:HG21	1.67	0.95
1:H0:31:GLN:CG	5:4H:199:ILE:HD12	1.96	0.95
1:I0:89:PRO:HG2	2:J0:277:GLY:C	1.90	0.95
2:K5:122:LYS:HG3	2:L5:291:GLN:HG2	1.45	0.95
2:P5:12:CYS:HB2	9:P5:501:GDP:C8	2.00	0.95
2:P5:60:VAL:CG2	2:Q4:281:TYR:HA	1.96	0.95
1:Q1:60:LYS:HE3	1:R1:282:TYR:HB3	0.97	0.95
1:S5:140:SER:HB2	8:S5:501:GTP:H4'	1.44	0.95
1:U5:60:LYS:HD2	1:V4:282:TYR:C	1.90	0.95
5:6A:141:ASN:OD1	5:6A:207:LYS:NZ	1.70	0.95
1:G4:56:THR:CB	1:H4:285:GLN:HA	1.97	0.95
2:K1:87:PRO:HD3	2:L1:281:TYR:HD2	1.10	0.95
2:K3:125:GLU:OE1	2:L3:336:LYS:NZ	1.98	0.95
2:K5:122:LYS:C	2:L5:291:GLN:NE2	2.24	0.95
2:O3:15:GLN:CB	4:Y1:204:MET:HE3	1.92	0.95

Continued on next page...

Continued from previous page...

Atom-1	Atom-2	Interatomic distance (Å)	Clash overlap (Å)
1:O6:171:ILE:HD11	8:O6:501:GTP:N3	1.81	0.95
2:Q2:87:PRO:HD2	2:R2:278:SER:CA	1.97	0.95
1:Q3:90:GLU:OE1	1:R3:280:LYS:HE3	1.65	0.95
2:R4:405:GLU:HB3	6:9A:469:ALA:HA	1.47	0.95
2:S2:390:ARG:CZ	6:9B:440:LEU:CD1	2.40	0.95
1:V2:55:GLU:O	1:W2:285:GLN:CD	2.10	0.95
1:V4:90:GLU:CB	1:W4:280:LYS:NZ	2.26	0.95
5:1B:2:ALA:HB2	5:1B:162:PHE:HE2	1.26	0.95
5:7C:2:ALA:HB2	5:7C:162:PHE:HE2	1.26	0.95
2:A3:55:THR:H	2:B2:283:ALA:HA	1.13	0.95
1:A4:397:LEU:HD12	3:X2:30:ARG:HH22	1.18	0.95
1:B5:89:PRO:N	1:C5:280:LYS:HG2	1.81	0.95
2:C4:87:PRO:HD3	2:D4:281:TYR:CD2	2.01	0.95
1:D3:60:LYS:HE3	1:E3:282:TYR:HB3	1.46	0.95
1:H0:31:GLN:CG	5:4H:199:ILE:HD13	1.97	0.95
1:N4:89:PRO:HD2	1:O4:280:LYS:HA	1.43	0.95
1:O6:171:ILE:HG21	8:O6:501:GTP:C2'	1.97	0.95
2:P1:323:MET:HG3	1:P2:224:TYR:CD1	2.01	0.95
1:P2:248:LEU:CD1	2:P3:222:TYR:HE2	1.78	0.95
2:R4:405:GLU:CB	6:9A:469:ALA:CA	1.82	0.95
2:T2:58:LYS:CD	2:U2:280:GLN:O	2.14	0.95
1:U5:89:PRO:HG2	1:V4:280:LYS:HE3	1.47	0.95
2:V1:86:ARG:HH12	2:W1:282:ARG:HG3	1.08	0.95
1:W6:117:LEU:HD13	3:X3:6:PHE:HB3	1.49	0.95
5:1A:42:LYS:HG3	5:1A:180:GLU:HB2	1.44	0.95
1:A2:280:LYS:HD3	1:M2:89:PRO:HB2	1.46	0.95
1:B1:54:SER:HB2	1:C1:285:GLN:HE22	1.23	0.95
1:C5:89:PRO:CA	1:D5:280:LYS:CG	2.36	0.95
1:G0:282:TYR:CG	5:4I:9:ARG:NH2	2.34	0.95
1:N2:86:LEU:O	1:O2:283:HIS:ND1	2.00	0.95
1:N6:140:SER:CB	8:N6:501:GTP:O5'	2.14	0.95
2:O5:15:GLN:HE21	4:Y2:204:MET:CG	1.79	0.95
2:Q4:390:ARG:HH12	6:9A:523:LYS:CG	1.79	0.95
1:T1:60:LYS:HE2	1:U1:283:HIS:CD2	2.02	0.95
2:W1:128:ASP:OD1	3:X1:18:GLY:CA	2.14	0.95
2:W5:121:ARG:HH21	3:X3:43:GLN:HE21	1.14	0.95
1:A2:60:LYS:NZ	1:B1:283:HIS:CG	2.31	0.94
1:E3:62:VAL:HG21	1:F3:283:HIS:C	1.90	0.94
2:R2:87:PRO:HD3	2:S2:281:TYR:CE2	2.00	0.94
1:R3:128:GLN:NE2	1:S3:290:GLU:OE2	2.00	0.94
1:U1:60:LYS:HD3	1:V0:283:HIS:CG	2.02	0.94

Continued on next page...

Continued from previous page...

Atom-1	Atom-2	Interatomic distance (Å)	Clash overlap (Å)
1:A0:280:LYS:HG2	1:M0:89:PRO:HG2	0.97	0.94
1:A6:280:LYS:HD3	1:M6:89:PRO:HB2	1.48	0.94
1:B3:88:HIS:HD2	1:C3:284:GLU:CG	1.80	0.94
2:C0:56:GLY:N	2:D0:362:LYS:CE	2.29	0.94
2:C0:60:VAL:CG1	2:D0:281:TYR:CA	2.38	0.94
1:F3:60:LYS:HD2	1:G2:282:TYR:CE1	2.02	0.94
2:O5:60:VAL:HG11	2:P5:281:TYR:HB3	1.48	0.94
1:S5:62:VAL:CG2	1:T5:283:HIS:C	2.19	0.94
1:S5:88:HIS:CE1	1:T5:280:LYS:O	2.19	0.94
2:T0:60:VAL:HG21	2:U0:281:TYR:O	1.66	0.94
1:T3:56:THR:N	1:U3:285:GLN:HB2	1.81	0.94
2:U0:252:LYS:NZ	8:U1:501:GTP:O3G	1.99	0.94
5:1F:2:ALA:HB2	5:1F:162:PHE:HE2	1.26	0.94
5:2F:2:ALA:HB2	5:2F:162:PHE:HE2	1.26	0.94
6:9A:599:ALA:O	6:9A:603:TYR:CD2	2.20	0.94
1:A2:283:HIS:CD2	1:M2:60:LYS:HE2	2.01	0.94
1:B5:88:HIS:CE1	1:C5:280:LYS:CB	2.51	0.94
2:C2:86:ARG:HA	2:D2:281:TYR:HB2	1.34	0.94
1:G4:60:LYS:CE	1:H4:282:TYR:CD2	2.49	0.94
1:H0:60:LYS:HE2	1:I0:282:TYR:CD2	2.03	0.94
2:K3:85:PHE:C	2:L3:281:TYR:CD1	2.45	0.94
2:L3:53:GLU:O	2:M3:283:ALA:HB2	1.67	0.94
2:S0:86:ARG:HG3	2:T0:281:TYR:HB2	1.49	0.94
2:S0:345:ILE:CD1	1:S1:398:MET:HG3	1.98	0.94
1:S1:326:LYS:HE2	2:S2:218:THR:O	1.66	0.94
2:T0:55:THR:CG2	2:U0:362:LYS:NZ	2.30	0.94
2:T6:86:ARG:CZ	2:U6:282:ARG:NH2	2.29	0.94
2:U4:54:ALA:CB	2:V3:283:ALA:N	2.29	0.94
2:W1:218:THR:CG2	7:8A:318:ARG:HD3	1.97	0.94
5:2J:141:ASN:OD1	5:2J:207:LYS:NZ	1.70	0.94
1:C3:128:GLN:NE2	1:D3:285:GLN:HG3	1.81	0.94
2:D0:54:ALA:CB	2:E0:283:ALA:HB2	1.97	0.94
1:G2:56:THR:N	1:H2:285:GLN:HB3	1.82	0.94
1:H4:89:PRO:HB2	1:I4:280:LYS:HZ3	1.19	0.94
2:I5:52:ASN:CG	1:J5:285:GLN:CD	2.35	0.94
1:I6:87:PHE:O	2:J6:281:TYR:CD2	2.20	0.94
1:J5:60:LYS:NZ	1:K4:283:HIS:HA	1.81	0.94
1:N2:62:VAL:CB	1:O2:283:HIS:O	2.15	0.94
2:N3:118:ASP:OD2	2:O3:297:LYS:HE2	1.67	0.94
1:N6:206:ASN:ND2	8:N6:501:GTP:O2'	2.01	0.94
1:P0:248:LEU:HD13	9:P1:501:GDP:H2'	1.47	0.94

Continued on next page...

Continued from previous page...

Atom-1	Atom-2	Interatomic distance (Å)	Clash overlap (Å)
2:Q0:177:ASP:HB2	9:Q0:501:GDP:O3'	1.66	0.94
1:R5:145:THR:N	8:R5:501:GTP:O2G	1.99	0.94
2:S0:85:PHE:O	2:T0:281:TYR:CZ	2.20	0.94
2:S2:386:THR:CG2	6:9B:440:LEU:HD21	1.77	0.94
1:S5:128:GLN:HB2	1:T5:290:GLU:OE2	1.66	0.94
2:T6:53:GLU:C	2:U6:283:ALA:HB2	1.91	0.94
1:U5:56:THR:CG2	1:V4:284:GLU:O	2.14	0.94
2:V1:58:LYS:HD3	2:W1:280:GLN:O	1.68	0.94
1:V2:160:ASP:HA	1:W2:339:ARG:HH21	1.29	0.94
2:I1:87:PRO:CB	1:J1:280:LYS:CG	2.46	0.94
1:J3:60:LYS:HD3	1:K2:283:HIS:HA	1.49	0.94
2:K1:306:ARG:HB3	2:N1:281:TYR:CD2	1.84	0.94
2:L1:55:THR:HG22	2:M1:284:LEU:HD12	1.47	0.94
2:N1:60:VAL:HG11	2:O1:281:TYR:CB	1.97	0.94
1:P6:146:GLY:N	8:P6:501:GTP:O3B	1.99	0.94
2:S6:226:ASN:CG	9:S6:501:GDP:O6	2.10	0.94
2:V1:60:VAL:HG21	2:W1:281:TYR:O	1.66	0.94
2:V3:84:ILE:O	2:W3:281:TYR:CD1	2.21	0.94
2:V3:87:PRO:HG2	2:W3:277:GLY:C	1.92	0.94
2:W5:125:GLU:HB3	3:X3:17:ILE:CG1	1.96	0.94
5:1A:2:ALA:HB2	5:1A:162:PHE:HE2	1.25	0.94
5:1F:72:ALA:HB3	5:1G:121:ARG:CZ	1.86	0.94
1:A4:283:HIS:HE1	1:M4:85:GLN:O	1.40	0.94
2:E6:58:LYS:CE	2:F6:280:GLN:O	2.14	0.94
2:F2:87:PRO:HG2	2:G1:278:SER:OG	1.67	0.94
1:G2:86:LEU:CA	1:H2:283:HIS:HD2	1.66	0.94
1:I6:85:GLN:O	2:J6:281:TYR:OH	1.86	0.94
1:J3:32:PRO:CD	5:2G:200:ILE:HD11	1.98	0.94
1:J3:365:GLY:CA	5:2G:146:PRO:HD3	1.98	0.94
2:L1:86:ARG:HH12	2:M1:282:ARG:HA	1.32	0.94
2:O1:2:ARG:HH22	1:O2:73:THR:HG23	1.33	0.94
1:R3:329:ASN:OD1	2:R4:208:TYR:HE2	1.49	0.94
2:T2:143:THR:HB	9:T2:501:GDP:PB	2.08	0.94
2:T4:12:CYS:SG	9:T4:501:GDP:C4	2.61	0.94
2:T4:54:ALA:CB	2:U4:282:ARG:C	2.39	0.94
2:U4:345:ILE:HG23	1:U5:398:MET:HE1	1.47	0.94
1:V2:124:LYS:HE2	1:W2:290:GLU:CG	1.98	0.94
5:7A:141:ASN:OD1	5:7A:207:LYS:NZ	1.70	0.94
1:H0:26:LEU:HD23	5:4H:197:TYR:CB	1.87	0.94
2:K3:58:LYS:CE	2:L3:280:GLN:HB2	1.96	0.94
1:K4:85:GLN:O	1:L4:282:TYR:HE2	1.39	0.94

Continued on next page...

Continued from previous page...

Atom-1	Atom-2	Interatomic distance (Å)	Clash overlap (Å)
1:L2:88:HIS:CG	1:M2:283:HIS:CB	2.49	0.94
2:N5:60:VAL:HG11	2:O5:281:TYR:CB	1.95	0.94
1:N6:231:ILE:HD12	8:N6:501:GTP:N1	1.83	0.94
1:O2:329:ASN:CG	2:O3:175:VAL:HG13	1.93	0.94
2:P3:261:PRO:HG3	1:P4:406:HIS:CG	2.02	0.94
1:P6:171:ILE:HG21	8:P6:501:GTP:C2'	1.97	0.94
2:Q2:87:PRO:HG2	2:R2:278:SER:CA	1.97	0.94
2:Q2:405:GLU:HB3	6:9B:515:ALA:HB1	0.94	0.94
2:S2:345:ILE:HD12	1:S3:398:MET:HG3	1.48	0.94
2:V5:87:PRO:HD2	2:W5:278:SER:CA	1.98	0.94
1:A6:56:THR:CA	1:B5:285:GLN:HG3	1.98	0.94
1:A6:430:LYS:HZ2	3:X3:153:ARG:CD	1.78	0.94
1:B1:88:HIS:CD2	1:C1:284:GLU:CD	2.46	0.94
1:B3:88:HIS:NE2	1:C3:284:GLU:OE2	2.00	0.94
1:C5:88:HIS:CE1	1:D5:280:LYS:HB3	2.03	0.94
2:G3:122:LYS:HZ3	2:H3:291:GLN:HB3	1.26	0.94
1:H2:89:PRO:CD	1:I2:280:LYS:HA	1.98	0.94
2:N3:252:LYS:HE3	1:N4:101:ASN:ND2	1.82	0.94
1:O2:88:HIS:CE1	1:P2:280:LYS:HZ1	1.84	0.94
2:P3:343:GLU:O	1:P4:397:LEU:HD21	1.67	0.94
1:P4:123:ARG:NH2	1:Q3:297:GLU:OE1	1.99	0.94
2:R0:86:ARG:NH2	2:S0:281:TYR:O	2.01	0.94
2:R4:86:ARG:HH22	2:S4:282:ARG:CD	1.78	0.94
2:T4:324:LYS:HE3	1:T5:210:TYR:HA	1.49	0.94
2:V3:86:ARG:NH2	2:W3:282:ARG:HD2	1.81	0.94
5:3H:77:LYS:HD3	5:3I:89:LYS:HZ1	1.14	0.94
5:2H:141:ASN:OD1	5:2H:207:LYS:NZ	1.70	0.94
5:4H:141:ASN:OD1	5:4H:207:LYS:NZ	1.70	0.94
1:A4:423:GLU:OE1	3:X2:104:ARG:NH1	2.01	0.94
2:C0:86:ARG:NH2	2:D0:282:ARG:CA	2.21	0.94
2:F4:86:ARG:HH11	2:G3:282:ARG:HH21	0.99	0.94
1:G2:56:THR:OG1	1:H2:285:GLN:N	1.99	0.94
1:H4:88:HIS:ND1	1:I4:284:GLU:HG3	1.83	0.94
2:L5:86:ARG:HH11	2:M5:281:TYR:C	1.76	0.94
2:O5:404:ASP:CG	6:9A:593:LYS:HB3	1.92	0.94
2:Q4:389:PHE:CD1	6:9A:519:TRP:HZ2	1.84	0.94
1:T3:56:THR:CA	1:U3:285:GLN:CG	2.43	0.94
1:V4:60:LYS:CE	1:W4:282:TYR:HB3	1.96	0.94
2:A5:278:SER:CB	2:M5:86:ARG:HH22	1.79	0.94
1:F3:88:HIS:NE2	1:G2:284:GLU:CG	2.30	0.94
2:N1:54:ALA:HA	2:O1:283:ALA:HB2	1.49	0.94

Continued on next page...

Continued from previous page...

Atom-1	Atom-2	Interatomic distance (Å)	Clash overlap (Å)
1:N6:86:LEU:CA	1:O6:283:HIS:NE2	2.23	0.94
2:P5:144:GLY:CA	9:P5:501:GDP:O2B	2.15	0.94
2:Q2:409:THR:N	6:9B:518:LYS:HD3	1.79	0.94
1:Q3:89:PRO:HB2	1:R3:280:LYS:HZ2	1.33	0.94
1:Q3:120:ASP:OD2	1:R3:297:GLU:OE2	1.86	0.94
2:Q4:389:PHE:HZ	6:9A:515:ALA:HB1	1.29	0.94
1:S1:262:TYR:OH	2:S2:391:ARG:O	1.84	0.94
2:U0:247:ASN:OD1	1:U1:11:GLN:NE2	2.00	0.94
1:U5:123:ARG:CD	1:V4:338:LYS:NZ	2.29	0.94
2:A3:54:ALA:HA	2:B2:283:ALA:N	1.82	0.93
1:A4:89:PRO:HG2	1:B3:280:LYS:CD	1.97	0.93
1:A4:397:LEU:HD12	3:X2:30:ARG:HH21	1.22	0.93
2:C0:86:ARG:CA	2:D0:281:TYR:CB	2.09	0.93
2:F6:54:ALA:HA	2:G5:283:ALA:CB	1.98	0.93
2:K5:122:LYS:HG3	2:L5:291:GLN:CG	1.97	0.93
2:S4:386:THR:HG21	6:9A:440:LEU:HD11	0.94	0.93
2:S6:12:CYS:CB	9:S6:501:GDP:O5'	2.15	0.93
2:U2:55:THR:HG21	2:V1:284:LEU:HB3	1.50	0.93
2:V1:84:ILE:O	2:W1:281:TYR:HD1	1.48	0.93
5:1C:2:ALA:HB2	5:1C:162:PHE:HE2	1.25	0.93
2:A1:281:TYR:CE1	2:M1:58:LYS:NZ	2.36	0.93
1:B1:54:SER:HB2	1:C1:285:GLN:CD	1.92	0.93
1:B3:128:GLN:HE21	1:C3:285:GLN:CB	1.67	0.93
2:C2:320:ARG:HH22	5:1A:149:GLN:HA	0.81	0.93
1:J5:32:PRO:HG3	5:1G:200:ILE:HD11	1.49	0.93
1:R5:88:HIS:HA	1:S5:283:HIS:CG	2.02	0.93
2:R6:87:PRO:CG	2:S6:278:SER:HA	1.98	0.93
2:S6:58:LYS:NZ	2:T6:280:GLN:HG2	1.84	0.93
2:V3:60:VAL:HG11	2:W3:281:TYR:HA	0.95	0.93
1:A2:415:GLU:HG2	3:X1:86:TYR:OH	1.68	0.93
1:C5:89:PRO:N	1:D5:280:LYS:HG2	1.76	0.93
1:D1:128:GLN:HG2	1:E1:290:GLU:OE2	1.68	0.93
1:H2:89:PRO:CB	1:I2:280:LYS:HG2	1.99	0.93
1:I4:62:VAL:HG22	2:J4:281:TYR:HA	1.48	0.93
2:J2:406:MET:HE3	2:N1:307:HIS:HE1	1.33	0.93
2:J4:406:MET:HB3	2:N3:306:ARG:CZ	1.97	0.93
1:L2:85:GLN:O	1:M2:282:TYR:CE2	2.22	0.93
2:P1:84:ILE:O	2:Q0:281:TYR:CE1	2.21	0.93
2:P5:226:ASN:OD1	9:P5:501:GDP:N1	2.00	0.93
1:S3:55:GLU:O	1:T3:285:GLN:CB	2.16	0.93
2:S6:58:LYS:NZ	2:T6:280:GLN:CG	2.32	0.93

Continued on next page...

Continued from previous page...

Atom-1	Atom-2	Interatomic distance (Å)	Clash overlap (Å)
1:T1:29:GLY:C	5:7A:196:VAL:CG2	2.41	0.93
1:T3:260:VAL:HG23	2:T4:397:TRP:HH2	1.28	0.93
2:T4:84:ILE:O	2:U4:281:TYR:CD1	2.22	0.93
5:1C:141:ASN:OD1	5:1C:207:LYS:NZ	1.70	0.93
5:3D:77:LYS:HD2	5:3E:89:LYS:HZ2	0.98	0.93
5:5C:2:ALA:HB2	5:5C:162:PHE:HE2	1.26	0.93
2:A5:278:SER:CB	2:M5:86:ARG:NH2	2.31	0.93
1:B3:89:PRO:HG2	1:C3:280:LYS:HG3	1.50	0.93
1:C5:88:HIS:HB2	1:D5:283:HIS:C	1.85	0.93
2:H3:58:LYS:HZ1	2:I3:280:GLN:HG2	1.14	0.93
2:J4:406:MET:HE2	2:N3:304:ASP:OD2	1.67	0.93
1:N2:60:LYS:NZ	1:O2:282:TYR:CG	2.33	0.93
1:N4:89:PRO:CD	1:O4:280:LYS:CA	2.46	0.93
2:N5:345:ILE:HG23	1:N6:398:MET:HE1	1.50	0.93
2:O5:405:GLU:C	6:9A:597:LYS:HA	1.93	0.93
1:V2:60:LYS:CE	1:W2:283:HIS:CD2	2.50	0.93
2:W1:256:ASN:O	1:W2:181:VAL:HG21	1.67	0.93
5:2J:2:ALA:HB2	5:2J:162:PHE:HE2	1.25	0.93
1:A6:434:GLU:CB	3:X3:100:ARG:HD3	1.99	0.93
1:H2:87:PHE:O	1:I2:283:HIS:CD2	2.21	0.93
1:I4:62:VAL:HG21	2:J4:281:TYR:C	1.92	0.93
1:U5:56:THR:HA	1:V4:285:GLN:CA	1.98	0.93
2:V1:141:GLY:HA3	9:V1:501:GDP:O3A	1.66	0.93
1:V2:89:PRO:CD	1:W2:280:LYS:CG	2.46	0.93
1:A6:420:GLU:HG3	3:X3:109:GLN:CG	1.98	0.93
1:I6:85:GLN:O	2:J6:281:TYR:CZ	2.20	0.93
1:J3:32:PRO:HG3	5:2G:200:ILE:CD1	1.98	0.93
2:J4:406:MET:HE1	2:N3:307:HIS:HE1	0.98	0.93
2:K3:87:PRO:HD3	2:L3:278:SER:HA	1.51	0.93
1:N0:60:LYS:CD	1:O0:282:TYR:CE1	2.46	0.93
1:N6:88:HIS:ND1	1:O6:280:LYS:HG2	1.83	0.93
2:O3:390:ARG:HH11	6:9B:612:LYS:HE2	1.30	0.93
2:O5:15:GLN:HG2	4:Y2:204:MET:HE3	0.93	0.93
2:P5:12:CYS:SG	9:P5:501:GDP:C4	2.62	0.93
2:Q2:392:LYS:NZ	6:9B:519:TRP:CD1	2.36	0.93
1:R3:128:GLN:CD	1:S3:290:GLU:OE2	2.10	0.93
1:S5:12:ALA:CB	8:S5:501:GTP:O2A	2.17	0.93
5:1B:141:ASN:OD1	5:1B:207:LYS:NZ	1.70	0.93
5:6B:141:ASN:OD1	5:6B:207:LYS:NZ	1.70	0.93
1:A6:400:ALA:CB	3:X3:53:ASN:HB2	1.99	0.93
2:F6:55:THR:CG2	2:G5:284:LEU:HB2	1.96	0.93

Continued on next page...

Continued from previous page...

Atom-1	Atom-2	Interatomic distance (Å)	Clash overlap (Å)
2:I3:60:VAL:CB	1:J3:283:HIS:O	2.15	0.93
1:J3:55:GLU:O	1:K2:285:GLN:OE1	1.87	0.93
1:K4:60:LYS:CE	1:L4:282:TYR:CG	2.46	0.93
2:L3:86:ARG:CG	2:M3:281:TYR:HB3	1.81	0.93
1:O0:179:THR:OG1	8:O0:501:GTP:O3'	1.86	0.93
1:O2:258:ASN:O	2:O3:179:VAL:HG11	1.67	0.93
1:P0:260:VAL:HG13	2:P1:397:TRP:HE1	1.32	0.93
2:R2:87:PRO:HD2	2:S2:281:TYR:HD2	1.33	0.93
2:R4:392:LYS:NZ	6:9A:473:PHE:CZ	2.37	0.93
1:S5:171:ILE:CG2	8:S5:501:GTP:O2'	2.16	0.93
1:W4:90:GLU:CD	3:X2:4:ASN:CB	2.42	0.93
1:A2:56:THR:HG23	1:B1:285:GLN:HA	1.48	0.93
2:C2:58:LYS:NZ	2:D2:280:GLN:OE1	2.02	0.93
1:F3:282:TYR:HD2	5:3J:9:ARG:HH21	1.10	0.93
1:H0:88:HIS:NE2	1:I0:284:GLU:HB3	1.83	0.93
1:I2:62:VAL:HG11	2:J2:281:TYR:HA	1.48	0.93
1:K0:88:HIS:CA	1:L0:283:HIS:CD2	2.51	0.93
1:K2:90:GLU:CD	1:L2:280:LYS:CD	2.42	0.93
1:K2:128:GLN:NE2	1:L2:290:GLU:OE1	2.02	0.93
2:N5:251:ARG:HB3	1:N6:100:ALA:CB	1.99	0.93
2:O1:118:ASP:OD1	2:P1:297:LYS:CE	2.17	0.93
1:Q3:89:PRO:HB2	1:R3:280:LYS:NZ	1.82	0.93
2:Q4:54:ALA:HA	2:R4:283:ALA:HA	1.48	0.93
1:Q5:12:ALA:CB	8:Q5:501:GTP:O2A	2.16	0.93
2:R2:87:PRO:HG3	2:S2:277:GLY:C	1.93	0.93
1:S3:123:ARG:NH2	1:T3:297:GLU:HG2	1.83	0.93
2:S4:122:LYS:HG3	2:T4:291:GLN:HE21	1.31	0.93
2:T2:58:LYS:CE	2:U2:280:GLN:HB3	1.97	0.93
1:T5:60:LYS:HD3	1:U5:282:TYR:O	1.68	0.93
2:U2:255:VAL:HG21	1:U3:102:ASN:OD1	1.68	0.93
1:A6:422:ARG:HG2	3:X3:55:SER:HB3	1.51	0.93
1:G0:33:ASP:OD1	1:H0:282:TYR:CE2	2.22	0.93
1:G0:364:PRO:HA	5:4I:197:TYR:CZ	2.03	0.93
1:H4:31:GLN:HG3	5:2H:199:ILE:HG21	1.50	0.93
1:J5:89:PRO:HG2	1:K4:280:LYS:HG3	1.51	0.93
1:L0:60:LYS:HD2	1:M0:282:TYR:CE1	2.03	0.93
1:N0:85:GLN:HG2	1:O0:282:TYR:HE2	1.31	0.93
2:O3:407:GLU:N	6:9B:600:ILE:HD13	1.66	0.93
2:P5:252:LYS:N	1:P6:100:ALA:HB1	1.82	0.93
1:R5:254:GLU:HG2	2:R6:98:GLY:HA2	1.50	0.93
2:S0:86:ARG:NH2	2:T0:281:TYR:O	2.01	0.93

Continued on next page...

Continued from previous page...

Atom-1	Atom-2	Interatomic distance (Å)	Clash overlap (Å)
2:S4:60:VAL:HG12	2:T4:281:TYR:HD1	1.28	0.93
1:S5:326:LYS:HE2	2:S6:218:THR:O	1.69	0.93
1:T3:89:PRO:CG	1:U3:280:LYS:HG3	1.98	0.93
1:U5:89:PRO:HD2	1:V4:280:LYS:CD	1.98	0.93
1:A6:196:GLU:CG	3:X3:115:LYS:HZ3	1.81	0.93
2:D2:122:LYS:CD	2:E2:291:GLN:NE2	2.30	0.93
1:F1:88:HIS:HD2	1:G0:283:HIS:HB3	1.29	0.93
2:H3:122:LYS:CE	2:I3:291:GLN:NE2	2.32	0.93
1:J5:364:PRO:HG2	5:1G:197:TYR:C	1.92	0.93
2:K3:58:LYS:HD3	2:L3:280:GLN:O	1.69	0.93
2:K3:307:HIS:N	2:N3:280:GLN:HB2	1.75	0.93
1:K4:60:LYS:CG	1:L4:282:TYR:O	2.17	0.93
1:T1:88:HIS:CD2	1:U1:284:GLU:CG	2.49	0.93
2:W5:121:ARG:HH21	3:X3:43:GLN:NE2	1.67	0.93
1:W6:90:GLU:OE1	3:X3:4:ASN:HB3	1.68	0.93
5:1D:36:ARG:HH22	5:1E:121:ARG:HH12	1.11	0.93
2:A3:55:THR:OG1	2:B2:284:LEU:N	2.01	0.92
2:A3:281:TYR:CE1	2:M3:58:LYS:NZ	2.37	0.92
1:D3:128:GLN:HG3	1:E3:290:GLU:OE2	1.69	0.92
2:D6:54:ALA:CA	2:E6:283:ALA:CB	2.28	0.92
1:E1:124:LYS:HZ2	1:F1:297:GLU:CD	1.73	0.92
1:I6:85:GLN:HA	2:J6:281:TYR:OH	1.69	0.92
1:L2:88:HIS:HE2	1:M2:284:GLU:CG	1.82	0.92
1:N2:123:ARG:NH1	1:O2:297:GLU:CG	2.32	0.92
2:N3:54:ALA:CA	2:O3:283:ALA:HB2	1.98	0.92
2:N5:138:SER:CB	9:N5:501:GDP:O5'	2.17	0.92
2:N5:226:ASN:ND2	9:N5:501:GDP:O6	2.02	0.92
1:N6:60:LYS:HD2	1:O6:282:TYR:CB	1.91	0.92
1:O0:329:ASN:ND2	2:O1:175:VAL:HG22	1.84	0.92
2:Q2:344:TRP:HA	1:Q3:397:LEU:CD2	1.98	0.92
1:Q5:12:ALA:HB2	8:Q5:501:GTP:H8	1.10	0.92
2:R2:87:PRO:HG2	2:S2:278:SER:OG	1.66	0.92
1:S1:326:LYS:HB2	2:S2:220:PRO:CG	1.99	0.92
1:U5:117:LEU:HD21	1:V4:215:ARG:HH12	1.32	0.92
1:W0:121:ARG:HH22	3:X0:5:THR:HA	0.76	0.92
1:W4:254:GLU:HG2	2:W5:98:GLY:HA2	1.51	0.92
2:F6:86:ARG:HH12	2:G5:282:ARG:HA	1.33	0.92
2:G5:58:LYS:HE2	2:H5:280:GLN:O	1.69	0.92
2:I3:84:ILE:C	1:J3:283:HIS:NE2	2.26	0.92
2:K3:54:ALA:HA	2:L3:283:ALA:CA	1.98	0.92
2:L5:246:LEU:CD1	1:L6:224:TYR:HE2	1.82	0.92

Continued on next page...

Continued from previous page...

Atom-1	Atom-2	Interatomic distance (Å)	Clash overlap (Å)
1:N2:60:LYS:HE3	1:O2:283:HIS:HA	1.49	0.92
1:N2:123:ARG:NH1	1:O2:297:GLU:OE2	2.01	0.92
1:P6:171:ILE:HG21	8:P6:501:GTP:H1'	1.51	0.92
2:Q2:386:THR:O	6:9B:526:TYR:CZ	2.22	0.92
2:R4:83:GLN:O	2:S4:281:TYR:OH	1.84	0.92
2:R4:83:GLN:C	2:S4:281:TYR:OH	2.11	0.92
2:S2:386:THR:CG2	6:9B:440:LEU:HD13	1.73	0.92
1:S5:140:SER:CB	8:S5:501:GTP:H4'	1.98	0.92
1:T5:140:SER:CB	8:T5:501:GTP:C1'	2.47	0.92
1:U1:56:THR:CB	1:V0:285:GLN:N	2.08	0.92
1:W0:90:GLU:CG	3:X0:4:ASN:HB3	2.00	0.92
1:B1:89:PRO:HB2	1:C1:280:LYS:HZ2	1.17	0.92
2:J6:58:LYS:NZ	2:K5:280:GLN:HG3	1.84	0.92
2:J6:406:MET:CE	2:N5:306:ARG:CG	2.47	0.92
2:N1:125:GLU:C	2:O1:291:GLN:HE22	1.76	0.92
2:P5:405:GLU:CB	6:9A:558:THR:CG2	2.47	0.92
2:Q0:83:GLN:C	2:R0:281:TYR:OH	2.12	0.92
1:S5:87:PHE:O	1:T5:283:HIS:NE2	2.02	0.92
1:U1:62:VAL:HG23	1:V0:283:HIS:O	1.69	0.92
5:7A:2:ALA:HB2	5:7A:162:PHE:HE2	1.25	0.92
1:I6:85:GLN:CA	2:J6:281:TYR:OH	2.17	0.92
1:J3:282:TYR:HD2	5:2G:9:ARG:CZ	1.81	0.92
2:Q2:404:ASP:CG	6:9B:511:GLU:CB	2.41	0.92
1:R1:346:TRP:HB2	2:R2:387:ALA:O	1.69	0.92
2:R4:405:GLU:HG2	6:9A:469:ALA:HB1	0.94	0.92
2:S6:58:LYS:HZ1	2:T6:280:GLN:CD	1.77	0.92
2:U4:55:THR:H	2:V3:283:ALA:CA	1.77	0.92
2:U6:204:ASN:OD1	9:U6:501:GDP:O2'	1.87	0.92
2:W1:359:ARG:HH12	7:8A:333:LYS:HZ3	1.08	0.92
5:3G:2:ALA:HB2	5:3G:162:PHE:HE2	1.25	0.92
5:7B:141:ASN:OD1	5:7B:207:LYS:NZ	1.70	0.92
1:F5:85:GLN:HE21	1:G4:282:TYR:HD1	1.09	0.92
1:H0:30:ILE:O	5:4H:196:VAL:HG11	1.69	0.92
2:H3:122:LYS:HE2	2:I3:291:GLN:HE22	1.34	0.92
1:I0:60:LYS:CD	2:J0:280:GLN:HB2	2.00	0.92
1:K0:60:LYS:NZ	1:L0:282:TYR:CE2	2.36	0.92
2:L5:246:LEU:HD13	1:L6:224:TYR:CE2	2.05	0.92
2:O3:324:LYS:HB3	1:O4:222:PRO:HD2	1.47	0.92
2:Q0:177:ASP:CB	9:Q0:501:GDP:O3'	2.17	0.92
1:T1:260:VAL:HB	2:T2:397:TRP:HH2	1.31	0.92
1:T5:12:ALA:CB	8:T5:501:GTP:N7	2.32	0.92

Continued on next page...

Continued from previous page...

Atom-1	Atom-2	Interatomic distance (Å)	Clash overlap (Å)
2:T6:10:GLY:CA	9:T6:501:GDP:O1B	2.18	0.92
1:W6:117:LEU:HD13	3:X3:6:PHE:CB	1.98	0.92
1:A4:434:GLU:CB	3:X2:100:ARG:NH2	2.32	0.92
2:B2:58:LYS:HD3	2:C2:280:GLN:O	1.69	0.92
1:C5:57:GLY:CA	1:D5:372:GLN:HE22	1.82	0.92
2:D6:53:GLU:C	2:E6:283:ALA:HB2	1.94	0.92
1:I6:89:PRO:CG	2:J6:278:SER:N	2.32	0.92
1:J5:427:ALA:CB	1:N4:339:ARG:CD	2.47	0.92
1:N2:124:LYS:NZ	1:O2:297:GLU:CD	2.27	0.92
2:R0:246:LEU:CD1	8:R1:501:GTP:H5"	1.97	0.92
2:R4:404:ASP:CG	6:9A:465:LYS:HA	1.94	0.92
2:S2:409:THR:CG2	6:9B:433:LEU:HD23	2.00	0.92
1:T1:26:LEU:HA	5:7A:196:VAL:HG11	1.52	0.92
1:T1:56:THR:HA	1:U1:285:GLN:HG2	0.95	0.92
1:T5:12:ALA:HB2	8:T5:501:GTP:H8	1.31	0.92
5:2H:2:ALA:HB2	5:2H:162:PHE:HE2	1.26	0.92
5:6C:141:ASN:OD1	5:6C:207:LYS:NZ	1.70	0.92
1:A6:60:LYS:NZ	1:B5:283:HIS:CE1	2.34	0.92
1:B1:86:LEU:O	1:C1:283:HIS:CD2	2.22	0.92
1:B3:32:PRO:CG	5:1B:200:ILE:HD11	1.99	0.92
2:C0:55:THR:HG23	2:D0:284:LEU:HB2	1.51	0.92
2:C0:87:PRO:CA	2:D0:278:SER:HB2	1.86	0.92
1:E1:62:VAL:HG11	1:F1:283:HIS:CA	1.97	0.92
2:E6:58:LYS:NZ	2:F6:280:GLN:CG	2.32	0.92
1:F3:88:HIS:CE1	1:G2:284:GLU:OE2	2.22	0.92
1:J5:416:GLY:C	1:N4:308:ARG:NH1	2.28	0.92
2:O3:409:THR:HG21	6:9B:604:GLU:H	1.32	0.92
1:O6:140:SER:CB	8:O6:501:GTP:C4'	2.46	0.92
2:T6:84:ILE:HA	2:U6:281:TYR:HE2	1.33	0.92
1:U1:85:GLN:CB	1:V0:283:HIS:CE1	2.48	0.92
1:U5:60:LYS:HD2	1:V4:283:HIS:HA	0.93	0.92
1:U5:89:PRO:HG2	1:V4:280:LYS:CG	1.98	0.92
5:3F:2:ALA:HB2	5:3F:162:PHE:HE2	1.25	0.92
5:6B:36:ARG:HH22	5:6C:121:ARG:HH12	1.14	0.92
1:A2:283:HIS:HA	1:M2:60:LYS:HE3	1.51	0.92
1:A2:400:ALA:O	3:X1:52:THR:CG2	2.17	0.92
1:J3:219:ILE:HG23	5:2G:150:ASN:CG	1.95	0.92
1:K0:32:PRO:HG3	5:3F:200:ILE:HD11	1.52	0.92
2:K3:87:PRO:HB2	2:L3:278:SER:HG	1.13	0.92
2:L1:87:PRO:CD	2:M1:281:TYR:CD2	2.52	0.92
1:N2:86:LEU:C	1:O2:283:HIS:ND1	2.26	0.92

Continued on next page...

Continued from previous page...

Atom-1	Atom-2	Interatomic distance (Å)	Clash overlap (Å)
2:N5:118:ASP:CG	2:O5:297:LYS:NZ	2.28	0.92
2:O3:15:GLN:NE2	4:Y1:204:MET:HG3	1.85	0.92
2:O3:222:TYR:HB3	4:Y1:203:THR:HG23	1.50	0.92
1:P6:171:ILE:HG21	8:P6:501:GTP:C1'	2.00	0.92
1:P6:228:ASN:OD1	8:P6:501:GTP:C6	2.23	0.92
2:Q0:86:ARG:HA	2:R0:281:TYR:CD2	2.03	0.92
1:R5:88:HIS:CD2	1:S5:283:HIS:HB3	2.05	0.92
1:S5:87:PHE:C	1:T5:283:HIS:NE2	2.28	0.92
2:T0:60:VAL:CG1	2:U0:281:TYR:O	2.18	0.92
1:T1:90:GLU:CG	1:U1:280:LYS:NZ	2.31	0.92
1:T5:10:GLY:HA2	8:T5:501:GTP:O1B	1.68	0.92
1:U1:326:LYS:HD2	2:U2:220:PRO:HD2	1.52	0.92
5:5D:141:ASN:OD1	5:5D:207:LYS:NZ	1.70	0.92
1:A6:393:HIS:CE1	3:X3:30:ARG:NE	2.37	0.92
2:L3:87:PRO:CD	2:M3:281:TYR:HD2	1.76	0.92
1:N4:87:PHE:O	1:O4:283:HIS:NE2	2.02	0.92
2:N5:261:PRO:HG3	1:N6:406:HIS:CG	2.04	0.92
2:R0:246:LEU:HD11	8:R1:501:GTP:C5'	1.98	0.92
2:R4:390:ARG:HG3	6:9A:476:TRP:HB3	0.94	0.92
1:S3:88:HIS:CE1	1:T3:280:LYS:HA	2.04	0.92
1:T5:171:ILE:CG1	8:T5:501:GTP:HN22	1.81	0.92
2:T6:84:ILE:HA	2:U6:281:TYR:CE2	2.04	0.92
1:U1:60:LYS:CD	1:V0:282:TYR:O	2.18	0.92
2:V3:347:ASN:ND2	1:V4:178:SER:OG	2.03	0.92
5:3C:2:ALA:HB2	5:3C:162:PHE:HE2	1.25	0.92
5:3H:77:LYS:HD3	5:3I:89:LYS:CE	2.00	0.92
5:2I:2:ALA:HB2	5:2I:162:PHE:HE2	1.26	0.92
5:4I:89:LYS:CE	5:4H:77:LYS:HD3	2.00	0.92
5:7A:144:HIS:CB	5:7A:204:THR:HG21	2.00	0.92
2:A1:281:TYR:CD1	2:M1:58:LYS:CE	2.52	0.92
2:A5:55:THR:CG2	2:B4:282:ARG:O	2.16	0.92
2:C2:83:GLN:O	2:D2:280:GLN:NE2	2.01	0.92
2:E4:54:ALA:O	5:2J:152:GLU:HA	1.68	0.92
1:K4:60:LYS:HE2	1:L4:282:TYR:CE1	2.04	0.92
1:N6:85:GLN:C	1:O6:283:HIS:NE2	2.28	0.92
1:O0:60:LYS:HE3	1:P0:283:HIS:HD2	1.31	0.92
2:P5:404:ASP:H	6:9A:554:LYS:NZ	1.46	0.92
2:R2:345:ILE:CD1	1:R3:398:MET:HG3	1.99	0.92
1:R3:364:PRO:CG	5:6C:197:TYR:CE1	2.51	0.92
1:R5:12:ALA:HA	8:R5:501:GTP:C8	2.05	0.92
2:T2:58:LYS:HE3	2:U2:280:GLN:CB	2.00	0.92

Continued on next page...

Continued from previous page...

Atom-1	Atom-2	Interatomic distance (Å)	Clash overlap (Å)
1:U5:254:GLU:OE2	2:U6:98:GLY:HA2	1.70	0.92
5:2C:2:ALA:HB2	5:2C:162:PHE:HE2	1.25	0.92
5:2I:144:HIS:CB	5:2I:204:THR:HG21	2.00	0.92
5:7D:144:HIS:CB	5:7D:204:THR:HG21	2.00	0.92
1:A6:396:ASP:OD2	3:X3:53:ASN:ND2	2.02	0.91
1:H2:88:HIS:NE2	1:I2:284:GLU:HG3	1.69	0.91
2:I3:55:THR:CG2	1:J3:372:GLN:CD	2.43	0.91
1:K4:88:HIS:HD2	1:L4:284:GLU:HG3	1.20	0.91
2:L5:256:ASN:OD1	1:L6:180:ALA:CA	2.17	0.91
2:P5:204:ASN:ND2	9:P5:501:GDP:O2'	2.04	0.91
2:Q0:86:ARG:CG	2:R0:281:TYR:HB2	2.00	0.91
2:Q2:392:LYS:CG	6:9B:519:TRP:CH2	2.53	0.91
2:R0:60:VAL:CG1	2:S0:281:TYR:CD1	2.53	0.91
1:S5:86:LEU:C	1:T5:283:HIS:HE1	1.76	0.91
2:S6:12:CYS:SG	9:S6:501:GDP:N9	2.43	0.91
2:T0:60:VAL:CG1	2:U0:281:TYR:HB3	1.99	0.91
2:T4:54:ALA:HA	2:U4:283:ALA:CB	1.99	0.91
5:4I:144:HIS:CB	5:4I:204:THR:HG21	2.00	0.91
5:6B:144:HIS:CB	5:6B:204:THR:HG21	2.01	0.91
1:F1:89:PRO:HD3	1:G0:283:HIS:HD2	1.30	0.91
1:H0:364:PRO:HB3	5:4H:7:HIS:NE2	1.84	0.91
2:K1:340:TYR:CZ	2:N1:281:TYR:O	2.23	0.91
1:K2:89:PRO:CG	1:L2:280:LYS:HG3	1.99	0.91
2:O3:125:GLU:OE2	2:P3:336:LYS:NZ	2.03	0.91
2:P5:344:TRP:HA	1:P6:397:LEU:HG	1.52	0.91
2:Q4:389:PHE:CZ	6:9A:515:ALA:HB1	2.05	0.91
2:R0:87:PRO:HD3	2:S0:281:TYR:CD2	2.04	0.91
2:S6:86:ARG:NH2	2:T6:281:TYR:C	2.28	0.91
2:T4:143:THR:HB	9:T4:501:GDP:O3B	1.69	0.91
2:T4:143:THR:HB	9:T4:501:GDP:PB	2.10	0.91
2:U2:54:ALA:HA	2:V1:283:ALA:N	1.84	0.91
5:2E:144:HIS:CB	5:2E:204:THR:HG21	2.01	0.91
5:3F:144:HIS:CB	5:3F:204:THR:HG21	2.00	0.91
5:3J:2:ALA:HB2	5:3J:162:PHE:HE2	1.25	0.91
5:3I:144:HIS:CB	5:3I:204:THR:HG21	2.00	0.91
5:6D:144:HIS:CB	5:6D:204:THR:HG21	2.00	0.91
5:5A:2:ALA:HB2	5:5A:162:PHE:HE2	1.25	0.91
5:5A:144:HIS:CB	5:5A:204:THR:HG21	2.00	0.91
5:5D:144:HIS:CB	5:5D:204:THR:HG21	2.00	0.91
1:O4:10:GLY:HA2	8:O4:501:GTP:O1B	1.67	0.91
1:Q5:86:LEU:O	1:R5:283:HIS:CD2	2.22	0.91

Continued on next page...

Continued from previous page...

Atom-1	Atom-2	Interatomic distance (Å)	Clash overlap (Å)
2:R2:46:ARG:HH21	1:R3:73:THR:HA	1.34	0.91
2:S2:255:VAL:CG1	1:S3:102:ASN:HD21	1.83	0.91
1:T3:258:ASN:ND2	2:T4:180:VAL:HG22	1.86	0.91
1:B5:85:GLN:O	1:C5:283:HIS:CE1	2.24	0.91
2:C0:86:ARG:CZ	2:D0:282:ARG:HA	2.00	0.91
2:C2:55:THR:HB	2:D2:284:LEU:HD12	1.53	0.91
2:C4:271:ALA:HB3	2:C4:365:ALA:HB3	1.52	0.91
1:H0:88:HIS:NE2	1:I0:284:GLU:CB	2.32	0.91
1:L4:90:GLU:OE2	1:M4:280:LYS:HD3	1.70	0.91
2:O3:144:GLY:N	9:O3:501:GDP:O2B	2.02	0.91
2:Q2:389:PHE:CE1	6:9B:519:TRP:CZ2	2.58	0.91
1:R1:262:TYR:HE1	2:R2:393:ALA:CB	1.84	0.91
2:R4:405:GLU:CA	6:9A:469:ALA:HA	2.00	0.91
2:S0:122:LYS:HB3	2:T0:291:GLN:HE21	1.35	0.91
1:T1:123:ARG:NH1	1:U1:297:GLU:CG	2.32	0.91
2:U2:347:ASN:ND2	1:U3:394:LYS:HZ3	1.68	0.91
2:V1:87:PRO:CG	2:W1:278:SER:CB	2.45	0.91
1:V4:89:PRO:CG	1:W4:280:LYS:HG2	1.99	0.91
5:2D:36:ARG:HH22	5:2E:121:ARG:HH12	1.14	0.91
5:3G:144:HIS:CB	5:3G:204:THR:HG21	2.00	0.91
5:6A:144:HIS:CB	5:6A:204:THR:HG21	2.00	0.91
1:A4:285:GLN:HG3	1:M4:56:THR:HA	1.53	0.91
1:A4:364:PRO:HG2	5:1C:197:TYR:HB3	1.53	0.91
1:C1:88:HIS:HD2	1:D1:284:GLU:CA	1.84	0.91
2:C2:60:VAL:HG11	2:D2:281:TYR:CA	1.99	0.91
1:I6:60:LYS:HE3	2:J6:280:GLN:HB2	1.53	0.91
1:J3:60:LYS:NZ	1:K2:283:HIS:ND1	2.17	0.91
2:P5:406:MET:HE3	6:9A:553:LYS:HB2	1.51	0.91
2:Q2:53:GLU:C	2:R2:283:ALA:HB2	1.94	0.91
2:Q4:60:VAL:CG1	2:R4:281:TYR:O	2.19	0.91
2:R4:406:MET:H	6:9A:468:GLU:C	1.75	0.91
1:U5:56:THR:N	1:V4:285:GLN:HB2	1.84	0.91
1:V0:123:ARG:NH2	1:W0:298:PRO:CD	2.33	0.91
1:V0:127:ASP:HB3	1:W0:293:ASN:OD1	1.69	0.91
2:V1:323:MET:HG2	1:V2:224:TYR:CE1	2.05	0.91
2:E4:56:GLY:CA	5:2J:154:SER:H	1.81	0.91
1:H2:88:HIS:NE2	1:I2:284:GLU:OE2	2.03	0.91
2:K5:60:VAL:CG2	2:L5:281:TYR:O	2.16	0.91
1:N2:326:LYS:NZ	2:N3:211:CYS:SG	2.42	0.91
1:O4:124:LYS:HE2	1:P4:297:GLU:OE1	1.71	0.91
1:R1:324:VAL:HG11	2:R2:219:THR:HG23	1.53	0.91

Continued on next page...

Continued from previous page...

Atom-1	Atom-2	Interatomic distance (Å)	Clash overlap (Å)
1:S5:12:ALA:N	8:S5:501:GTP:O2A	2.02	0.91
2:T0:86:ARG:HH21	2:U0:282:ARG:HA	1.33	0.91
2:U4:55:THR:CG2	2:V3:284:LEU:CA	2.47	0.91
5:1D:77:LYS:HD2	5:1E:89:LYS:HZ1	1.33	0.91
5:3C:77:LYS:HD3	5:3D:89:LYS:NZ	1.86	0.91
5:3C:144:HIS:CB	5:3C:204:THR:HG21	2.00	0.91
5:1G:2:ALA:HB2	5:1G:162:PHE:HE2	1.25	0.91
1:A2:422:ARG:CG	3:X1:55:SER:HB3	2.01	0.91
2:A5:58:LYS:NZ	2:B4:280:GLN:HE21	1.68	0.91
1:A6:423:GLU:CB	3:X3:104:ARG:NE	2.26	0.91
1:B1:89:PRO:HD2	1:C1:280:LYS:HG2	0.92	0.91
1:C3:124:LYS:HE2	1:D3:290:GLU:HG2	1.51	0.91
1:D3:128:GLN:HE21	1:E3:290:GLU:HG3	1.28	0.91
1:E1:54:SER:HB2	1:F1:285:GLN:NE2	1.76	0.91
1:G4:60:LYS:HG3	1:H4:282:TYR:C	1.94	0.91
2:I3:86:ARG:NH1	1:J3:284:GLU:CG	2.34	0.91
1:J5:427:ALA:HB2	1:N4:339:ARG:HD3	1.53	0.91
1:P4:145:THR:HB	8:P4:501:GTP:O1G	1.68	0.91
1:T5:140:SER:CB	8:T5:501:GTP:H1'	1.99	0.91
1:U1:60:LYS:HD2	1:V0:282:TYR:O	1.69	0.91
2:U2:350:LYS:HA	1:U3:179:THR:O	1.71	0.91
1:U5:62:VAL:CG2	1:V4:283:HIS:O	2.18	0.91
1:U5:89:PRO:HB2	1:V4:280:LYS:HZ1	1.31	0.91
1:W6:120:ASP:OD2	3:X3:6:PHE:CZ	2.22	0.91
5:3E:144:HIS:CB	5:3E:204:THR:HG21	2.01	0.91
5:3J:144:HIS:CB	5:3J:204:THR:HG21	2.01	0.91
1:A0:284:GLU:HG3	1:M0:88:HIS:NE2	1.86	0.91
2:L1:86:ARG:CA	2:M1:281:TYR:CD2	2.48	0.91
1:N6:231:ILE:HD11	8:N6:501:GTP:HN22	1.16	0.91
1:O6:60:LYS:CD	1:P6:283:HIS:CD2	2.53	0.91
2:Q0:87:PRO:CD	2:R0:278:SER:CB	2.48	0.91
1:Q3:261:PRO:HB3	2:Q4:394:PHE:CE2	2.05	0.91
1:R1:60:LYS:HD2	1:S1:282:TYR:CE1	2.05	0.91
1:R3:364:PRO:HB3	5:6C:197:TYR:CG	2.05	0.91
2:S2:331:LEU:HD11	1:S3:176:GLN:HG2	1.53	0.91
1:S3:62:VAL:HG22	1:T3:283:HIS:HA	1.51	0.91
2:S4:261:PRO:HG3	1:S5:406:HIS:ND1	1.85	0.91
1:T1:29:GLY:HA2	5:7A:196:VAL:CG2	2.01	0.91
2:V5:84:ILE:O	2:W5:281:TYR:CD1	2.24	0.91
1:W2:90:GLU:OE2	3:X1:4:ASN:HB2	1.70	0.91
5:1D:144:HIS:CB	5:1D:204:THR:HG21	2.01	0.91

Continued on next page...

Continued from previous page...

Atom-1	Atom-2	Interatomic distance (Å)	Clash overlap (Å)
5:3H:144:HIS:CB	5:3H:204:THR:HG21	2.01	0.91
1:A6:56:THR:OG1	1:B5:284:GLU:C	2.14	0.91
2:E0:54:ALA:CA	2:F0:283:ALA:HB2	1.95	0.91
1:H0:30:ILE:C	5:4H:196:VAL:CG2	2.44	0.91
1:H0:88:HIS:HA	1:I0:283:HIS:HB2	1.53	0.91
2:I1:83:GLN:O	1:J1:283:HIS:NE2	2.03	0.91
2:I3:55:THR:HG23	1:J3:372:GLN:CD	1.96	0.91
1:J3:219:ILE:HG23	5:2G:150:ASN:OD1	1.70	0.91
1:K0:32:PRO:CG	5:3F:200:ILE:HD11	2.01	0.91
2:K3:60:VAL:HG11	2:L3:281:TYR:C	1.95	0.91
1:L2:88:HIS:CA	1:M2:283:HIS:ND1	2.07	0.91
2:N5:54:ALA:HA	2:O5:283:ALA:CB	2.00	0.91
2:P3:406:MET:SD	6:9B:557:LEU:HA	2.11	0.91
2:R4:343:GLU:O	1:R5:397:LEU:HD21	1.70	0.91
1:T1:329:ASN:CG	2:T2:175:VAL:HG13	1.95	0.91
2:T4:87:PRO:HD2	2:U4:278:SER:HG	1.33	0.91
5:2C:144:HIS:CB	5:2C:204:THR:HG21	2.00	0.91
5:2J:144:HIS:CB	5:2J:204:THR:HG21	2.01	0.91
5:6C:144:HIS:CB	5:6C:204:THR:HG21	2.01	0.91
1:B3:88:HIS:CD2	1:C3:284:GLU:HG3	2.05	0.91
2:C0:86:ARG:HA	2:D0:281:TYR:HB2	1.29	0.91
1:J3:264:ARG:NH1	1:N2:339:ARG:HH21	1.68	0.91
2:K1:84:ILE:O	2:L1:281:TYR:CD1	2.24	0.91
2:K1:320:ARG:NH2	5:2F:148:TYR:HE1	1.48	0.91
2:K3:85:PHE:O	2:L3:281:TYR:CD2	2.24	0.91
1:L2:62:VAL:HG21	1:M2:283:HIS:HA	1.51	0.91
1:N4:123:ARG:CZ	1:O4:297:GLU:OE2	2.07	0.91
1:O0:248:LEU:CD1	9:O1:501:GDP:H2'	2.00	0.91
2:P3:144:GLY:N	9:P3:501:GDP:O2B	2.04	0.91
1:Q1:89:PRO:HG2	1:R1:280:LYS:CG	2.01	0.91
1:Q5:12:ALA:HB2	8:Q5:501:GTP:O2A	1.71	0.91
2:R2:83:GLN:C	2:S2:281:TYR:OH	2.14	0.91
2:S4:406:MET:CE	6:9A:425:ARG:O	2.19	0.91
1:U1:85:GLN:HB3	1:V0:283:HIS:HE1	1.11	0.91
5:2D:144:HIS:CB	5:2D:204:THR:HG21	2.01	0.91
1:B1:54:SER:CB	1:C1:285:GLN:HE21	1.67	0.90
1:C5:89:PRO:CB	1:D5:280:LYS:HG2	1.91	0.90
1:F1:60:LYS:HE3	1:G0:282:TYR:CD1	2.06	0.90
1:G0:364:PRO:HG2	5:4I:200:ILE:HB	1.50	0.90
1:G2:55:GLU:O	1:H2:285:GLN:HB2	1.70	0.90
1:H0:30:ILE:C	5:4H:196:VAL:HG22	1.95	0.90

Continued on next page...

Continued from previous page...

Atom-1	Atom-2	Interatomic distance (Å)	Clash overlap (Å)
2:H5:85:PHE:O	2:I5:281:TYR:CG	2.24	0.90
1:I2:60:LYS:HE3	2:J2:280:GLN:CG	2.00	0.90
1:J3:26:LEU:HD11	5:2G:197:TYR:HD1	1.34	0.90
1:K4:87:PHE:CA	1:L4:283:HIS:CD2	2.51	0.90
2:Q2:405:GLU:O	6:9B:515:ALA:CB	2.19	0.90
2:T4:322:SER:HA	1:T5:223:THR:HG22	1.51	0.90
1:U5:145:THR:HB	8:U5:501:GTP:O1G	1.71	0.90
5:4J:144:HIS:CB	5:4J:204:THR:HG21	2.01	0.90
2:H5:53:GLU:O	2:I5:283:ALA:CB	2.18	0.90
2:I1:87:PRO:CB	1:J1:280:LYS:CD	2.46	0.90
2:I3:87:PRO:HG2	1:J3:280:LYS:HD3	1.53	0.90
1:P0:100:ALA:CA	8:P0:501:GTP:O2G	2.18	0.90
2:Q2:60:VAL:HG11	2:R2:281:TYR:C	1.96	0.90
2:Q2:87:PRO:CG	2:R2:277:GLY:O	2.20	0.90
1:Q3:260:VAL:HG23	2:Q4:397:TRP:NE1	1.84	0.90
2:R0:60:VAL:HG11	2:S0:281:TYR:CD1	2.06	0.90
1:S3:262:TYR:OH	2:S4:391:ARG:O	1.89	0.90
1:S5:62:VAL:HG21	1:T5:283:HIS:O	1.67	0.90
2:S6:12:CYS:SG	9:S6:501:GDP:C8	2.64	0.90
5:1C:144:HIS:CB	5:1C:204:THR:HG21	2.00	0.90
6:9A:469:ALA:O	6:9A:473:PHE:CD2	2.24	0.90
1:C1:90:GLU:HB2	1:D1:280:LYS:HZ3	1.32	0.90
1:C3:90:GLU:N	1:D3:280:LYS:HZ2	1.68	0.90
2:D2:122:LYS:HD3	2:E2:291:GLN:NE2	1.87	0.90
1:F1:85:GLN:HG2	1:G0:282:TYR:HE2	1.36	0.90
2:F4:284:LEU:O	5:2J:151:GLY:HA3	1.72	0.90
2:G3:58:LYS:HD2	2:H3:280:GLN:NE2	1.86	0.90
2:I3:60:VAL:CG2	1:J3:283:HIS:O	2.18	0.90
1:I4:86:LEU:O	2:J4:281:TYR:CD1	2.24	0.90
2:L5:323:MET:H	1:L6:221:ARG:HB3	1.07	0.90
2:O3:15:GLN:CD	4:Y1:204:MET:HE2	1.94	0.90
1:P2:329:ASN:CG	2:P3:175:VAL:HG13	1.96	0.90
2:U4:58:LYS:HZ2	2:V3:280:GLN:HB2	1.33	0.90
2:V1:77:ARG:NH2	7:8A:307:ALA:HB1	1.85	0.90
5:4H:144:HIS:CB	5:4H:204:THR:HG21	2.01	0.90
5:2G:144:HIS:CB	5:2G:204:THR:HG21	2.00	0.90
2:B4:86:ARG:HH12	2:C4:282:ARG:HG2	1.31	0.90
1:C5:88:HIS:CE1	1:D5:280:LYS:O	2.25	0.90
1:F1:364:PRO:HB3	5:4J:6:ARG:NH2	1.79	0.90
1:F3:88:HIS:CD2	1:G2:283:HIS:CB	2.54	0.90
1:H0:32:PRO:HG2	5:4H:200:ILE:HD13	1.53	0.90

Continued on next page...

Continued from previous page...

Atom-1	Atom-2	Interatomic distance (Å)	Clash overlap (Å)
1:J1:420:GLU:CD	1:N0:308:ARG:CZ	2.45	0.90
2:K1:306:ARG:O	2:N1:280:GLN:CB	2.18	0.90
1:K4:87:PHE:C	1:L4:283:HIS:CG	2.42	0.90
2:N5:261:PRO:HG3	1:N6:406:HIS:ND1	1.86	0.90
2:O3:15:GLN:NE2	4:Y1:204:MET:HE3	1.84	0.90
2:S2:33:THR:O	2:T2:280:GLN:OE1	1.89	0.90
1:U5:145:THR:CB	8:U5:501:GTP:O1G	2.19	0.90
5:3H:2:ALA:HB2	5:3H:162:PHE:HE2	1.26	0.90
5:7B:144:HIS:CB	5:7B:204:THR:HG21	2.01	0.90
1:A4:60:LYS:HZ1	1:B3:283:HIS:CD2	1.80	0.90
2:C2:58:LYS:HE2	2:D2:280:GLN:CB	2.01	0.90
2:E2:54:ALA:HB1	2:F2:282:ARG:O	1.71	0.90
2:I5:58:LYS:HD2	1:J5:282:TYR:O	1.70	0.90
2:K5:86:ARG:HA	2:L5:281:TYR:CB	2.01	0.90
2:K5:122:LYS:HG3	2:L5:291:GLN:CD	1.97	0.90
1:S1:364:PRO:HB3	5:7B:197:TYR:CD1	2.07	0.90
2:S6:87:PRO:HD3	2:T6:277:GLY:O	1.70	0.90
2:U4:144:GLY:N	9:U4:501:GDP:O2B	2.05	0.90
2:V1:1:MET:HG2	1:V2:72:PRO:HG3	1.53	0.90
5:2F:144:HIS:CB	5:2F:204:THR:HG21	2.00	0.90
1:A0:422:ARG:NE	3:X0:55:SER:CB	2.35	0.90
1:A2:423:GLU:OE1	3:X1:104:ARG:NH1	2.04	0.90
1:A4:57:GLY:N	1:B3:285:GLN:CG	2.34	0.90
2:C2:86:ARG:HB3	2:D2:281:TYR:HB2	0.99	0.90
2:E0:60:VAL:HG12	2:F0:281:TYR:HD1	1.34	0.90
2:G1:55:THR:CG2	2:H1:284:LEU:HD12	2.01	0.90
1:J5:128:GLN:HG3	1:K4:290:GLU:OE2	1.70	0.90
2:K3:307:HIS:HA	2:N3:280:GLN:HA	1.53	0.90
1:L0:85:GLN:O	1:M0:282:TYR:HE2	1.49	0.90
2:Q2:122:LYS:HZ2	2:R2:292:GLN:NE2	1.68	0.90
1:S1:88:HIS:HD2	1:T1:283:HIS:HB2	0.74	0.90
2:S4:389:PHE:CE2	6:9A:433:LEU:HD21	2.05	0.90
1:U5:56:THR:CG2	1:V4:285:GLN:CA	2.29	0.90
1:V0:437:VAL:O	2:V1:391:ARG:NH2	2.04	0.90
1:W2:326:LYS:CD	2:W3:220:PRO:HG2	2.01	0.90
2:W3:122:LYS:O	3:X2:45:LEU:HD11	1.72	0.90
1:W4:90:GLU:HG2	3:X2:4:ASN:HB3	1.54	0.90
1:W6:90:GLU:CD	3:X3:4:ASN:O	2.15	0.90
5:2E:72:ALA:HA	5:2F:121:ARG:HH22	0.73	0.90
5:3D:144:HIS:CB	5:3D:204:THR:HG21	2.01	0.90
5:1G:144:HIS:CB	5:1G:204:THR:HG21	2.00	0.90

Continued on next page...

Continued from previous page...

Atom-1	Atom-2	Interatomic distance (Å)	Clash overlap (Å)
1:A0:285:GLN:CA	1:M0:56:THR:HG23	2.01	0.90
2:C0:86:ARG:NH1	2:D0:281:TYR:O	2.04	0.90
1:E1:60:LYS:HD3	1:F1:282:TYR:C	1.97	0.90
2:G5:125:GLU:HG3	2:H5:336:LYS:HZ3	1.15	0.90
1:N0:88:HIS:HD2	1:O0:284:GLU:HB2	1.25	0.90
2:Q4:386:THR:CB	6:9A:522:LYS:CD	2.49	0.90
2:Q4:386:THR:HA	6:9A:522:LYS:NZ	1.86	0.90
2:R4:87:PRO:HD3	2:S4:281:TYR:CD2	2.07	0.90
2:R6:58:LYS:NZ	2:S6:280:GLN:HB2	1.87	0.90
2:S4:58:LYS:HD3	2:T4:280:GLN:HB2	1.52	0.90
2:S6:86:ARG:HE	2:T6:282:ARG:N	1.69	0.90
1:T3:258:ASN:HD21	2:T4:180:VAL:HG22	1.37	0.90
1:V4:171:ILE:HG21	8:V4:501:GTP:H1'	1.49	0.90
1:A6:400:ALA:HA	3:X3:52:THR:C	1.96	0.90
1:E1:56:THR:OG1	1:F1:285:GLN:HG3	1.71	0.90
2:H5:58:LYS:NZ	2:I5:280:GLN:HG3	1.87	0.90
2:J4:320:ARG:HB2	5:1G:148:TYR:OH	1.71	0.90
1:K0:88:HIS:HD2	1:L0:283:HIS:HB3	1.31	0.90
2:K5:54:ALA:CA	2:L5:283:ALA:CA	2.07	0.90
2:P3:404:ASP:OD1	6:9B:554:LYS:C	2.14	0.90
1:Q5:228:ASN:ND2	8:Q5:501:GTP:O6	2.03	0.90
1:R1:62:VAL:CG1	1:S1:283:HIS:CA	2.37	0.90
1:T5:89:PRO:HG2	1:U5:280:LYS:HD3	1.53	0.90
1:V0:35:GLN:CD	1:W0:282:TYR:OH	2.15	0.90
1:V0:56:THR:CG2	1:W0:284:GLU:C	2.45	0.90
2:V3:122:LYS:O	2:W3:291:GLN:CD	2.15	0.90
1:A0:400:ALA:CB	3:X0:52:THR:OG1	2.17	0.90
2:A1:281:TYR:CD1	2:M1:58:LYS:NZ	2.40	0.90
2:A1:281:TYR:CD1	2:M1:58:LYS:HE2	2.06	0.90
2:G5:84:ILE:HA	2:H5:281:TYR:HE1	1.10	0.90
2:H3:122:LYS:HE3	2:I3:291:GLN:HE22	1.35	0.90
2:K3:87:PRO:CG	2:L3:278:SER:OG	2.20	0.90
1:R1:206:ASN:CG	8:R1:501:GTP:HN22	1.80	0.90
2:S2:390:ARG:NH2	6:9B:440:LEU:H	1.70	0.90
2:T0:86:ARG:HH22	2:U0:282:ARG:NH1	1.68	0.90
2:V1:84:ILE:HA	2:W1:281:TYR:HE1	1.36	0.90
2:V1:122:LYS:HA	2:W1:291:GLN:OE1	1.72	0.90
5:1B:144:HIS:CB	5:1B:204:THR:HG21	2.01	0.90
1:A0:284:GLU:CD	1:M0:88:HIS:NE2	2.30	0.90
1:A6:420:GLU:CG	3:X3:109:GLN:NE2	2.27	0.90
2:E0:53:GLU:O	2:F0:283:ALA:CB	2.19	0.90

Continued on next page...

Continued from previous page...

Atom-1	Atom-2	Interatomic distance (Å)	Clash overlap (Å)
2:E2:87:PRO:HG2	2:F2:278:SER:OG	1.71	0.90
2:O3:344:TRP:HA	1:O4:397:LEU:HD21	1.52	0.90
2:Q0:87:PRO:HB2	2:R0:278:SER:HB2	1.51	0.90
1:Q3:85:GLN:HE22	5:6C:9:ARG:NH2	1.70	0.90
2:R6:122:LYS:HG3	2:S6:291:GLN:HE22	1.15	0.90
2:S2:386:THR:HG22	6:9B:440:LEU:HD13	0.91	0.90
2:S4:386:THR:HG22	6:9A:440:LEU:HD11	1.52	0.90
2:S6:58:LYS:HZ1	2:T6:280:GLN:CG	1.85	0.90
2:S6:86:ARG:HH21	2:T6:282:ARG:N	1.69	0.90
2:T4:258:VAL:HG23	1:T5:407:TRP:HE1	1.36	0.90
1:U5:123:ARG:HH11	1:V4:338:LYS:HZ2	1.17	0.90
1:V2:60:LYS:HZ3	1:W2:283:HIS:CE1	1.87	0.90
5:2A:2:ALA:HB2	5:2A:162:PHE:HE2	1.25	0.90
1:A6:196:GLU:CG	3:X3:115:LYS:NZ	2.34	0.89
2:C4:86:ARG:HG3	2:D4:278:SER:OG	1.72	0.89
1:E1:90:GLU:OE1	1:F1:280:LYS:CD	2.19	0.89
2:E6:58:LYS:NZ	2:F6:280:GLN:CA	2.35	0.89
2:K3:87:PRO:HD3	2:L3:281:TYR:HD2	1.35	0.89
2:N3:53:GLU:O	2:O3:283:ALA:HB2	1.72	0.89
1:P0:324:VAL:HG12	2:P1:221:THR:HG22	1.54	0.89
1:P2:90:GLU:CD	1:Q1:280:LYS:NZ	2.30	0.89
2:S2:60:VAL:CG2	2:T2:281:TYR:O	2.19	0.89
1:T1:37:PRO:HG2	5:7A:195:ASP:CG	1.97	0.89
1:T3:89:PRO:HD2	1:U3:280:LYS:HG2	0.90	0.89
5:7B:167:ASP:OD2	5:7C:125:LYS:HD3	1.72	0.89
5:7C:144:HIS:CB	5:7C:204:THR:HG21	2.01	0.89
5:5B:144:HIS:CB	5:5B:204:THR:HG21	2.01	0.89
2:A5:55:THR:H	2:B4:283:ALA:HA	1.30	0.89
1:E1:55:GLU:C	1:F1:285:GLN:HG2	1.95	0.89
1:F3:90:GLU:HG3	1:G2:280:LYS:HD2	1.54	0.89
2:I1:83:GLN:C	1:J1:283:HIS:HE1	1.81	0.89
2:I3:85:PHE:O	1:J3:283:HIS:CE1	2.24	0.89
2:K5:55:THR:HG21	2:L5:284:LEU:HD12	1.45	0.89
1:N2:62:VAL:CG1	1:O2:283:HIS:HA	2.01	0.89
2:N5:86:ARG:NH2	2:O5:282:ARG:HD3	1.86	0.89
1:O6:89:PRO:HG2	1:P6:280:LYS:CG	2.02	0.89
1:P6:228:ASN:CG	8:P6:501:GTP:O6	2.15	0.89
2:Q4:390:ARG:HH22	6:9A:522:LYS:C	1.80	0.89
2:S4:409:THR:HG21	6:9A:429:TYR:HD1	1.36	0.89
1:A6:56:THR:HA	1:B5:285:GLN:HA	1.51	0.89
2:E4:86:ARG:CG	2:F4:282:ARG:HH12	1.85	0.89

Continued on next page...

Continued from previous page...

Atom-1	Atom-2	Interatomic distance (Å)	Clash overlap (Å)
1:G2:55:GLU:C	1:H2:285:GLN:CB	2.44	0.89
2:H5:54:ALA:HA	2:I5:283:ALA:HA	1.52	0.89
1:I0:60:LYS:CE	2:J0:280:GLN:HB2	2.02	0.89
1:I6:60:LYS:HE2	2:J6:280:GLN:HB3	1.55	0.89
1:K4:89:PRO:CD	1:L4:280:LYS:CA	2.43	0.89
2:K5:83:GLN:C	2:L5:281:TYR:CZ	2.50	0.89
2:R4:83:GLN:C	2:S4:281:TYR:HH	1.79	0.89
5:5C:144:HIS:CB	5:5C:204:THR:HG21	2.00	0.89
1:A0:396:ASP:OD2	3:X0:56:THR:CG2	2.19	0.89
1:B3:124:LYS:NZ	1:C3:297:GLU:OE2	2.06	0.89
1:B3:282:TYR:HE1	5:1B:9:ARG:CZ	1.85	0.89
2:B4:60:VAL:HG11	2:C4:281:TYR:CB	2.03	0.89
1:E3:62:VAL:HG21	1:F3:283:HIS:O	1.73	0.89
2:E4:60:VAL:HG12	2:F4:281:TYR:HD1	1.34	0.89
1:H0:26:LEU:CD2	5:4H:197:TYR:CG	2.55	0.89
1:I4:86:LEU:N	2:J4:281:TYR:OH	2.05	0.89
2:O3:80:PRO:HD3	4:Y1:205:ASN:CB	2.03	0.89
5:6C:72:ALA:HA	5:6D:121:ARG:HH22	0.73	0.89
2:C2:320:ARG:NH2	5:1A:149:GLN:CA	2.22	0.89
1:C3:62:VAL:CG1	1:D3:283:HIS:CA	2.35	0.89
1:C3:90:GLU:HB2	1:D3:280:LYS:HZ2	1.10	0.89
2:E0:54:ALA:HA	2:F0:283:ALA:N	1.85	0.89
1:F1:365:GLY:H	5:4J:6:ARG:HH12	0.90	0.89
1:G0:31:GLN:HE22	5:4I:199:ILE:HD11	1.37	0.89
1:G0:221:ARG:HD3	5:4I:150:ASN:O	1.72	0.89
2:J6:406:MET:HE3	2:N5:306:ARG:HD2	1.51	0.89
1:K2:62:VAL:HG21	1:L2:283:HIS:C	1.97	0.89
2:O5:251:ARG:HB3	1:O6:100:ALA:HB2	1.54	0.89
2:S0:246:LEU:CD1	8:S1:501:GTP:H8	1.84	0.89
2:S6:53:GLU:O	2:T6:283:ALA:HB2	0.71	0.89
1:V0:60:LYS:HD3	1:W0:283:HIS:HD2	1.28	0.89
5:3C:72:ALA:CB	5:3D:121:ARG:CZ	2.38	0.89
5:5B:167:ASP:OD2	5:5C:125:LYS:HD3	1.73	0.89
5:5C:72:ALA:CA	5:5D:121:ARG:NH2	1.90	0.89
2:K1:86:ARG:HH12	2:L1:282:ARG:HA	1.33	0.89
2:L3:87:PRO:HD2	2:M3:278:SER:CA	2.01	0.89
1:O2:329:ASN:ND2	2:O3:175:VAL:HG13	1.87	0.89
2:S4:84:ILE:CG2	2:T4:281:TYR:CE1	2.55	0.89
2:U4:55:THR:HG23	2:V3:283:ALA:C	1.98	0.89
1:U5:117:LEU:CD2	1:V4:215:ARG:HH12	1.85	0.89
1:U5:171:ILE:CD1	8:U5:501:GTP:N2	2.36	0.89

Continued on next page...

Continued from previous page...

Atom-1	Atom-2	Interatomic distance (Å)	Clash overlap (Å)
1:V2:254:GLU:HG3	2:V3:98:GLY:C	1.98	0.89
5:1A:144:HIS:CB	5:1A:204:THR:HG21	2.00	0.89
1:A6:60:LYS:HZ2	1:B5:283:HIS:CG	1.83	0.89
2:I3:60:VAL:HG12	1:J3:283:HIS:HA	1.51	0.89
1:I4:89:PRO:CG	2:J4:277:GLY:O	2.20	0.89
1:O0:60:LYS:HE2	1:P0:283:HIS:NE2	1.87	0.89
2:S6:84:ILE:C	2:T6:281:TYR:HE1	1.74	0.89
1:T5:171:ILE:HG12	8:T5:501:GTP:C2	2.08	0.89
2:U2:122:LYS:CD	2:V1:291:GLN:HG2	2.02	0.89
1:V2:89:PRO:CD	1:W2:280:LYS:HG3	2.03	0.89
5:2A:144:HIS:CB	5:2A:204:THR:HG21	2.00	0.89
6:9A:522:LYS:O	6:9A:526:TYR:HD2	1.54	0.89
1:A6:420:GLU:N	3:X3:108:TYR:HE1	1.71	0.89
1:F1:364:PRO:HB2	5:4J:6:ARG:HH21	1.23	0.89
2:H1:83:GLN:C	2:I1:281:TYR:OH	2.14	0.89
1:I4:60:LYS:HZ2	2:J4:280:GLN:CB	1.81	0.89
1:J5:264:ARG:NH1	1:N4:339:ARG:HH21	1.69	0.89
2:N5:1:MET:HE3	1:N6:72:PRO:HG3	1.52	0.89
2:P1:85:PHE:O	2:Q0:281:TYR:CE1	2.25	0.89
1:P6:140:SER:CB	8:P6:501:GTP:O4'	2.20	0.89
1:P6:140:SER:HB3	8:P6:501:GTP:O4'	1.72	0.89
1:P6:171:ILE:HD11	8:P6:501:GTP:C2	2.07	0.89
2:R4:390:ARG:HD2	6:9A:476:TRP:HE3	1.33	0.89
2:R6:87:PRO:HG2	2:S6:278:SER:CB	2.02	0.89
1:T5:123:ARG:HH12	1:U5:293:ASN:CB	1.84	0.89
5:2A:72:ALA:HB1	5:2B:121:ARG:HH22	1.32	0.89
5:4H:2:ALA:HB2	5:4H:162:PHE:HE2	1.26	0.89
5:7B:36:ARG:HH22	5:7C:121:ARG:HH12	1.14	0.89
5:7C:72:ALA:HA	5:7D:121:ARG:HH22	0.73	0.89
5:6B:167:ASP:OD2	5:6C:125:LYS:HD3	1.73	0.89
2:A3:54:ALA:CA	2:B2:283:ALA:CB	2.16	0.89
1:A4:89:PRO:CG	1:B3:280:LYS:CD	2.49	0.89
1:K2:88:HIS:HE2	1:L2:284:GLU:CD	1.79	0.89
2:K3:83:GLN:O	2:L3:281:TYR:CZ	2.25	0.89
1:O6:56:THR:HA	1:P6:285:GLN:HB3	1.53	0.89
2:R2:344:TRP:HZ3	1:R3:403:ALA:HB2	1.37	0.89
2:T0:60:VAL:CG1	2:U0:281:TYR:CA	2.51	0.89
2:T0:86:ARG:NH2	2:U0:282:ARG:HH11	1.69	0.89
2:T0:324:LYS:NZ	1:T1:210:TYR:O	2.06	0.89
1:T5:365:GLY:HA2	5:5A:146:PRO:CD	2.03	0.89
2:V3:84:ILE:HA	2:W3:281:TYR:CE1	2.07	0.89

Continued on next page...

Continued from previous page...

Atom-1	Atom-2	Interatomic distance (Å)	Clash overlap (Å)
2:W1:218:THR:HG21	7:8A:318:ARG:HD3	1.54	0.89
1:A6:400:ALA:HB2	3:X3:53:ASN:CB	2.03	0.89
2:N1:125:GLU:OE1	2:O1:291:GLN:CB	2.10	0.89
1:O6:124:LYS:HZ1	1:P6:297:GLU:CD	1.67	0.89
1:O6:206:ASN:HD21	8:O6:501:GTP:HO2'	1.21	0.89
1:S1:88:HIS:HA	1:T1:283:HIS:CD2	2.08	0.89
2:S4:409:THR:HG21	6:9A:429:TYR:CD1	2.06	0.89
1:T1:29:GLY:HA2	5:7A:196:VAL:HG23	1.55	0.89
1:V0:55:GLU:O	1:W0:285:GLN:CD	2.16	0.89
1:V4:89:PRO:HD2	1:W4:280:LYS:HG2	0.89	0.89
1:W6:145:THR:HB	8:W6:501:GTP:O1G	1.73	0.89
5:5C:72:ALA:HA	5:5D:121:ARG:HH22	0.73	0.89
1:A4:397:LEU:CD1	3:X2:30:ARG:NH2	2.33	0.88
2:C4:122:LYS:HE2	2:D4:288:GLU:OE1	1.72	0.88
2:E0:54:ALA:N	2:F0:283:ALA:HB2	1.88	0.88
1:H0:32:PRO:HG2	5:4H:200:ILE:HD11	1.28	0.88
2:I5:58:LYS:CD	1:J5:282:TYR:O	2.20	0.88
1:I6:89:PRO:HD2	2:J6:278:SER:CB	2.03	0.88
1:L4:90:GLU:CG	1:M4:280:LYS:HD2	2.02	0.88
2:Q2:404:ASP:CG	6:9B:511:GLU:HB2	1.97	0.88
1:Q3:89:PRO:CB	1:R3:280:LYS:NZ	2.36	0.88
1:R3:261:PRO:HG3	2:R4:394:PHE:CE1	2.07	0.88
2:S6:86:ARG:CG	2:T6:281:TYR:HB2	1.91	0.88
1:U1:56:THR:CG2	1:V0:285:GLN:CA	1.84	0.88
2:U6:58:LYS:NZ	2:V5:280:GLN:CB	2.23	0.88
2:V5:58:LYS:NZ	2:W5:280:GLN:CB	2.36	0.88
2:W3:125:GLU:HB3	3:X2:17:ILE:HG12	1.53	0.88
1:A6:397:LEU:CD1	3:X3:30:ARG:HH22	1.86	0.88
1:C5:62:VAL:HG22	1:D5:283:HIS:O	1.72	0.88
2:D0:86:ARG:HH12	2:E0:282:ARG:HD2	0.97	0.88
2:G3:58:LYS:HD2	2:H3:280:GLN:HE22	1.36	0.88
1:H0:31:GLN:HG3	5:4H:199:ILE:HD12	1.53	0.88
1:H0:88:HIS:HA	1:I0:283:HIS:CB	2.04	0.88
1:N4:145:THR:HB	8:N4:501:GTP:O1G	1.73	0.88
1:N6:140:SER:N	8:N6:501:GTP:O2B	2.06	0.88
1:P4:87:PHE:O	1:Q3:283:HIS:NE2	2.06	0.88
2:Q0:87:PRO:CD	2:R0:278:SER:HB2	2.01	0.88
2:Q2:324:LYS:HB3	1:Q3:222:PRO:HD2	1.53	0.88
1:R5:10:GLY:CA	8:R5:501:GTP:O1B	2.21	0.88
1:T1:37:PRO:CB	5:7A:195:ASP:OD2	2.20	0.88
1:T5:37:PRO:CG	5:5A:199:ILE:CD1	2.34	0.88

Continued on next page...

Continued from previous page...

Atom-1	Atom-2	Interatomic distance (Å)	Clash overlap (Å)
2:U0:143:THR:HB	9:U0:501:GDP:O2B	1.71	0.88
1:U3:347:CYS:HA	2:U4:388:MET:HE1	1.54	0.88
2:V3:60:VAL:HG11	2:W3:281:TYR:C	1.99	0.88
5:1F:72:ALA:HB3	5:1G:121:ARG:NH1	1.88	0.88
5:2B:74:VAL:CG2	5:2C:110:ARG:CG	2.32	0.88
2:A3:55:THR:N	2:B2:283:ALA:CA	2.33	0.88
1:A6:128:GLN:NE2	1:B5:290:GLU:OE1	2.06	0.88
2:J2:125:GLU:OE1	2:K1:336:LYS:NZ	2.04	0.88
1:J3:420:GLU:HG3	1:N2:308:ARG:HD2	0.90	0.88
1:N2:127:ASP:OD1	1:O2:293:ASN:HB2	1.73	0.88
2:N5:86:ARG:HH22	2:O5:282:ARG:HD3	1.39	0.88
2:Q0:122:LYS:CD	2:R0:291:GLN:OE1	2.22	0.88
1:Q5:171:ILE:CD1	8:Q5:501:GTP:N3	2.36	0.88
1:S5:88:HIS:HA	1:T5:283:HIS:HD2	1.12	0.88
2:W1:256:ASN:ND2	1:W2:101:ASN:OD1	2.06	0.88
1:A2:283:HIS:NE2	1:M2:85:GLN:O	2.06	0.88
1:B5:86:LEU:C	1:C5:283:HIS:CD2	2.52	0.88
2:C4:86:ARG:HE	2:D4:282:ARG:CB	1.86	0.88
2:E0:86:ARG:CZ	2:F0:282:ARG:HH22	1.85	0.88
1:G2:364:PRO:CG	5:3I:200:ILE:HB	2.02	0.88
2:I3:53:GLU:O	1:J3:285:GLN:NE2	2.04	0.88
2:K5:55:THR:CB	2:L5:284:LEU:CD1	2.46	0.88
1:O0:56:THR:HG21	1:P0:282:TYR:O	1.73	0.88
2:O1:276:ARG:CG	4:Y0:57:LEU:CD2	2.51	0.88
2:P5:12:CYS:SG	9:P5:501:GDP:C8	2.67	0.88
1:P6:145:THR:HB	8:P6:501:GTP:PG	2.12	0.88
2:Q4:122:LYS:NZ	2:R4:295:ASP:OD1	2.06	0.88
1:Q5:127:ASP:HB3	1:R5:293:ASN:ND2	1.89	0.88
2:S2:390:ARG:NH2	6:9B:440:LEU:HB2	1.87	0.88
2:T2:46:ARG:NH2	1:T3:76:ASP:OD2	2.06	0.88
1:T5:56:THR:OG1	1:U5:285:GLN:HA	1.73	0.88
5:2B:74:VAL:CG2	5:2C:110:ARG:CD	2.50	0.88
5:3H:77:LYS:HZ2	5:3I:99:GLU:HG2	1.39	0.88
1:H2:32:PRO:HG2	5:3H:200:ILE:HD11	1.56	0.88
1:K2:89:PRO:HD3	1:L2:283:HIS:CD2	2.08	0.88
1:L4:90:GLU:HG2	1:M4:280:LYS:CD	2.03	0.88
1:N6:60:LYS:HD2	1:O6:282:TYR:C	1.98	0.88
1:Q1:325:PRO:HB2	2:Q2:208:TYR:HH	1.34	0.88
2:Q2:246:LEU:HD11	1:Q3:224:TYR:CE2	2.08	0.88
1:Q3:89:PRO:HG2	1:R3:280:LYS:CG	2.03	0.88
2:R4:58:LYS:CE	2:S4:280:GLN:O	2.18	0.88

Continued on next page...

Continued from previous page...

Atom-1	Atom-2	Interatomic distance (Å)	Clash overlap (Å)
1:S5:12:ALA:H	8:S5:501:GTP:PA	1.97	0.88
2:S6:60:VAL:HG11	2:T6:281:TYR:HA	0.88	0.88
2:S6:87:PRO:HD2	2:T6:278:SER:HA	1.53	0.88
5:2B:74:VAL:CG2	5:2C:110:ARG:HD2	2.03	0.88
1:A2:419:SER:OG	3:X1:108:TYR:CZ	2.26	0.88
2:E2:53:GLU:O	2:F2:283:ALA:HB2	1.72	0.88
1:H0:88:HIS:HE2	1:I0:284:GLU:HB3	1.37	0.88
2:L3:84:ILE:O	2:M3:281:TYR:HE1	1.52	0.88
1:O0:325:PRO:HB2	2:O1:208:TYR:OH	1.72	0.88
1:O2:88:HIS:CE1	1:P2:280:LYS:HZ3	1.83	0.88
2:P3:392:LYS:HZ3	6:9B:562:LYS:HG2	1.39	0.88
2:Q4:60:VAL:CG2	2:R4:281:TYR:O	2.20	0.88
2:Q4:144:GLY:N	9:Q4:501:GDP:O2B	2.05	0.88
2:R4:86:ARG:HD2	2:S4:281:TYR:CB	2.03	0.88
1:S1:206:ASN:ND2	8:S1:501:GTP:N2	2.21	0.88
2:S2:331:LEU:HD21	1:S3:176:GLN:CD	1.99	0.88
1:T1:30:ILE:N	5:7A:196:VAL:HG22	1.88	0.88
2:W3:125:GLU:HG3	3:X2:44:SER:OG	1.73	0.88
2:A3:53:GLU:O	2:B2:283:ALA:HB2	1.72	0.88
2:G3:55:THR:HG1	2:H3:284:LEU:CB	1.74	0.88
2:J4:320:ARG:NH2	5:1G:143:LYS:CB	2.36	0.88
1:K4:89:PRO:HD2	1:L4:280:LYS:CB	2.03	0.88
1:L4:90:GLU:OE2	1:M4:280:LYS:CD	2.22	0.88
1:P2:325:PRO:HB2	2:P3:208:TYR:OH	1.73	0.88
1:R5:364:PRO:HB3	5:5C:197:TYR:HE1	1.36	0.88
1:T5:37:PRO:CD	5:5A:199:ILE:HD11	2.04	0.88
2:U2:55:THR:HG23	2:V1:284:LEU:H	1.13	0.88
5:7A:77:LYS:CD	5:7B:89:LYS:NZ	2.18	0.88
1:A2:415:GLU:HB3	3:X1:86:TYR:OH	1.72	0.88
2:A3:55:THR:N	2:B2:282:ARG:O	2.06	0.88
2:A5:405:GLU:OE1	3:X2:97:LYS:HE3	1.72	0.88
1:B3:89:PRO:HB2	1:C3:280:LYS:CD	2.02	0.88
1:J1:420:GLU:OE1	1:N0:308:ARG:NH2	2.07	0.88
1:J3:32:PRO:CD	5:2G:200:ILE:CD1	2.51	0.88
2:J4:320:ARG:NH2	5:1G:143:LYS:CD	2.36	0.88
1:N4:352:LYS:HG3	2:N5:177:ASP:O	1.74	0.88
2:O3:409:THR:CG2	6:9B:604:GLU:N	2.34	0.88
2:R2:345:ILE:HD12	1:R3:398:MET:HG3	1.56	0.88
1:R3:364:PRO:CB	5:6C:197:TYR:CE1	2.53	0.88
2:S2:390:ARG:HH12	6:9B:440:LEU:HG	1.32	0.88
1:V0:60:LYS:HE2	1:W0:282:TYR:CD2	2.08	0.88

Continued on next page...

Continued from previous page...

Atom-1	Atom-2	Interatomic distance (Å)	Clash overlap (Å)
5:2D:167:ASP:OD2	5:2E:125:LYS:HD3	1.73	0.88
1:E3:60:LYS:CD	1:F3:282:TYR:CE1	2.55	0.88
2:F6:87:PRO:HG2	2:G5:278:SER:CA	2.02	0.88
2:G5:87:PRO:CG	2:H5:278:SER:OG	2.22	0.88
1:H4:89:PRO:CB	1:I4:280:LYS:HZ3	1.82	0.88
1:K0:60:LYS:CE	1:L0:282:TYR:CE2	2.57	0.88
1:N6:88:HIS:CD2	1:O6:284:GLU:OE2	2.27	0.88
2:Q2:404:ASP:CB	6:9B:511:GLU:HB3	2.03	0.88
1:Q3:85:GLN:HE22	5:6C:9:ARG:HH22	1.16	0.88
1:Q5:60:LYS:HE3	1:R5:282:TYR:CD2	2.09	0.88
2:R4:86:ARG:NH2	2:S4:282:ARG:HD3	1.89	0.88
2:S0:256:ASN:OD1	1:S1:182:VAL:HG22	1.73	0.88
2:S6:86:ARG:HE	2:T6:281:TYR:C	1.82	0.88
2:T0:86:ARG:CG	2:U0:278:SER:HB3	2.04	0.88
1:V0:124:LYS:O	1:W0:290:GLU:OE2	1.91	0.88
2:V1:118:ASP:HB2	2:W1:297:LYS:HZ1	1.39	0.88
1:F3:279:GLU:OE1	5:3J:9:ARG:NH1	2.08	0.88
2:I1:84:ILE:HA	1:J1:283:HIS:HE1	1.08	0.88
2:L1:86:ARG:HB2	2:M1:281:TYR:HB3	1.54	0.88
1:R5:62:VAL:HG11	1:S5:283:HIS:CA	2.04	0.88
2:R6:87:PRO:HD2	2:S6:281:TYR:CD2	2.00	0.88
2:R6:87:PRO:HG3	2:S6:277:GLY:C	1.99	0.88
2:V1:129:CYS:CB	1:V2:96:LYS:HD2	2.04	0.88
2:W3:122:LYS:NZ	3:X2:38:THR:N	2.20	0.88
1:A4:283:HIS:CD2	1:M4:60:LYS:HZ1	1.92	0.87
2:C0:86:ARG:HB2	2:D0:281:TYR:HB2	1.29	0.87
1:I6:60:LYS:HE3	2:J6:280:GLN:CG	2.03	0.87
1:K0:90:GLU:OE2	1:L0:280:LYS:CD	2.21	0.87
1:L0:88:HIS:CA	1:M0:283:HIS:CG	2.52	0.87
2:P5:324:LYS:HE2	1:P6:210:TYR:HB3	1.56	0.87
2:Q2:389:PHE:CZ	6:9B:519:TRP:CD1	2.61	0.87
1:R3:352:LYS:HA	2:R4:177:ASP:O	1.74	0.87
1:D3:89:PRO:HG2	1:E3:280:LYS:HG2	1.56	0.87
2:F4:53:GLU:O	2:G3:283:ALA:HB2	1.73	0.87
2:H5:87:PRO:HD3	2:I5:281:TYR:HD2	1.37	0.87
2:N1:347:ASN:OD1	1:N2:178:SER:OG	1.92	0.87
2:Q2:261:PRO:HG3	1:Q3:406:HIS:CG	2.08	0.87
1:R5:54:SER:CB	1:S5:285:GLN:HE21	1.70	0.87
2:R6:12:CYS:SG	9:R6:501:GDP:C1'	2.61	0.87
2:S2:60:VAL:CG1	2:T2:281:TYR:CD1	2.53	0.87
1:T3:88:HIS:HE1	1:U3:280:LYS:HZ2	1.15	0.87

Continued on next page...

Continued from previous page...

Atom-1	Atom-2	Interatomic distance (Å)	Clash overlap (Å)
6:9A:512:ALA:O	6:9A:516:PHE:CD2	2.27	0.87
5:5A:77:LYS:CD	5:5B:89:LYS:NZ	2.18	0.87
1:A2:393:HIS:CE1	3:X1:30:ARG:HH21	1.92	0.87
2:D2:122:LYS:CD	2:E2:291:GLN:CD	2.46	0.87
1:G0:60:LYS:HE2	1:H0:283:HIS:CA	1.97	0.87
1:G4:56:THR:CG2	1:H4:284:GLU:O	2.21	0.87
2:G5:53:GLU:O	2:H5:283:ALA:HB1	1.07	0.87
1:H4:26:LEU:HD11	5:2H:200:ILE:CG1	2.03	0.87
1:I0:56:THR:HG23	2:J0:283:ALA:HA	1.56	0.87
1:N4:86:LEU:C	1:O4:283:HIS:HD2	1.77	0.87
1:N4:124:LYS:HE2	1:O4:297:GLU:CD	1.99	0.87
1:O2:123:ARG:HH22	1:P2:297:GLU:HG3	1.40	0.87
2:O3:390:ARG:HH11	6:9B:612:LYS:CE	1.83	0.87
2:P1:256:ASN:OD1	1:P2:182:VAL:HG22	1.75	0.87
1:P6:146:GLY:H	8:P6:501:GTP:PG	1.96	0.87
2:S4:54:ALA:HA	2:T4:283:ALA:CA	2.05	0.87
2:S6:87:PRO:CG	2:T6:277:GLY:C	2.48	0.87
2:T4:84:ILE:HA	2:U4:281:TYR:HE1	1.37	0.87
1:T5:140:SER:CB	8:T5:501:GTP:O4'	2.23	0.87
2:T6:55:THR:CB	2:U6:284:LEU:CD1	2.52	0.87
6:9A:435:LYS:O	6:9A:439:TYR:CD2	2.28	0.87
2:A3:281:TYR:CD1	2:M3:58:LYS:CE	2.56	0.87
1:A4:280:LYS:HB3	1:M4:89:PRO:HG2	0.89	0.87
2:G3:83:GLN:CG	2:H3:281:TYR:OH	2.23	0.87
1:H0:31:GLN:HE21	5:4H:199:ILE:HD11	1.39	0.87
2:H1:122:LYS:CD	2:I1:291:GLN:HG2	1.96	0.87
2:H3:58:LYS:CE	2:I3:280:GLN:HG3	2.03	0.87
1:K0:60:LYS:HZ3	1:L0:282:TYR:HE2	0.89	0.87
2:Q2:86:ARG:NH1	2:R2:282:ARG:HD3	1.89	0.87
2:R2:351:THR:HG23	1:R3:179:THR:HA	1.57	0.87
2:R6:86:ARG:CB	2:S6:281:TYR:HB3	2.03	0.87
1:T1:90:GLU:CG	1:U1:280:LYS:HZ1	1.86	0.87
2:U4:58:LYS:HZ2	2:V3:280:GLN:CB	1.56	0.87
2:W1:122:LYS:HZ1	3:X1:38:THR:HB	1.36	0.87
1:A6:124:LYS:HD3	1:B5:297:GLU:OE2	1.74	0.87
1:A6:427:ALA:CB	3:X3:102:ARG:HE	1.86	0.87
2:J6:54:ALA:C	2:K5:283:ALA:HB2	2.00	0.87
2:K3:60:VAL:CG2	2:L3:281:TYR:O	2.20	0.87
1:L6:60:LYS:HG3	1:M6:282:TYR:HA	1.57	0.87
2:O3:80:PRO:CD	4:Y1:205:ASN:OD1	0.57	0.87
2:O5:15:GLN:NE2	4:Y2:204:MET:CE	2.37	0.87

Continued on next page...

Continued from previous page...

Atom-1	Atom-2	Interatomic distance (Å)	Clash overlap (Å)
2:Q2:392:LYS:HG2	6:9B:519:TRP:CH2	2.10	0.87
1:T5:365:GLY:CA	5:5A:146:PRO:HD3	2.04	0.87
2:W1:344:TRP:CE3	1:W2:401:LYS:HD2	2.10	0.87
1:A4:127:ASP:OD2	1:B3:338:LYS:HE3	1.75	0.87
1:A6:280:LYS:HG2	1:M6:89:PRO:HG2	0.90	0.87
1:B1:88:HIS:CD2	1:C1:284:GLU:CG	2.58	0.87
2:E4:57:GLY:HA3	5:2J:157:GLN:HE22	1.38	0.87
2:I1:55:THR:HB	1:J1:372:GLN:CD	1.99	0.87
2:I1:83:GLN:C	1:J1:283:HIS:CE1	2.52	0.87
2:J2:410:GLU:OE2	2:N1:306:ARG:CG	2.20	0.87
1:N2:38:SER:CA	4:Y1:255:LYS:HZ1	1.85	0.87
2:P5:261:PRO:HG3	1:P6:406:HIS:CG	2.10	0.87
1:Q1:247:ALA:O	2:Q2:11:GLN:NE2	2.08	0.87
2:S2:346:PRO:CG	1:S3:394:LYS:HD2	2.04	0.87
2:T2:60:VAL:HG11	2:U2:281:TYR:O	1.75	0.87
2:U4:54:ALA:C	2:V3:283:ALA:CB	2.46	0.87
1:U5:60:LYS:CD	1:V4:283:HIS:N	2.29	0.87
1:A6:35:GLN:HE22	1:B5:282:TYR:HE1	1.16	0.87
1:A6:430:LYS:HZ1	3:X3:153:ARG:CD	1.80	0.87
2:C4:84:ILE:O	2:D4:281:TYR:CD1	2.11	0.87
1:K2:88:HIS:HA	1:L2:283:HIS:CB	2.04	0.87
1:N6:206:ASN:CG	8:N6:501:GTP:O2'	2.17	0.87
2:O3:222:TYR:HB3	4:Y1:203:THR:CG2	2.04	0.87
1:P4:12:ALA:CB	8:P4:501:GTP:C8	2.58	0.87
2:Q2:405:GLU:C	6:9B:515:ALA:HB1	1.91	0.87
1:T3:62:VAL:CG2	1:U3:283:HIS:O	2.22	0.87
2:U4:122:LYS:HG2	2:V3:291:GLN:OE1	1.73	0.87
2:W5:122:LYS:NZ	3:X3:38:THR:N	2.21	0.87
5:3C:77:LYS:CD	5:3D:89:LYS:NZ	2.37	0.87
5:3E:11:MET:HB2	5:3E:191:SER:HB3	1.57	0.87
6:9A:533:LYS:O	6:9A:537:TYR:HD2	1.56	0.87
1:A2:283:HIS:CG	1:M2:60:LYS:HE2	2.10	0.87
1:B3:127:ASP:HB2	1:C3:290:GLU:OE2	1.75	0.87
1:H0:88:HIS:CD2	1:I0:284:GLU:HB3	2.10	0.87
1:K2:89:PRO:CG	1:L2:280:LYS:CG	2.51	0.87
1:L2:62:VAL:CG2	1:M2:283:HIS:HA	2.05	0.87
1:Q3:89:PRO:HB2	1:R3:280:LYS:CE	2.04	0.87
1:R1:128:GLN:NE2	1:S1:285:GLN:HB2	1.89	0.87
2:S2:255:VAL:HG11	1:S3:102:ASN:ND2	1.88	0.87
1:S5:89:PRO:HG2	1:T5:280:LYS:CD	2.04	0.87
1:T3:2:ARG:NH2	2:T4:70:PRO:HD2	1.90	0.87

Continued on next page...

Continued from previous page...

Atom-1	Atom-2	Interatomic distance (Å)	Clash overlap (Å)
2:U2:55:THR:CG2	2:V1:284:LEU:HB2	1.99	0.87
1:A2:283:HIS:HA	1:M2:60:LYS:CE	2.03	0.87
2:A5:55:THR:H	2:B4:283:ALA:N	1.73	0.87
1:A6:60:LYS:HZ3	1:B5:283:HIS:CG	1.79	0.87
1:B3:128:GLN:HE21	1:C3:285:GLN:HB2	1.06	0.87
2:C2:86:ARG:HH12	2:D2:282:ARG:HA	1.12	0.87
2:F2:271:ALA:H	2:F2:293:MET:HE1	1.40	0.87
1:L0:62:VAL:HG22	1:M0:283:HIS:HA	1.57	0.87
1:L2:88:HIS:NE2	1:M2:284:GLU:HG3	1.89	0.87
1:O6:140:SER:CB	8:O6:501:GTP:C5'	2.53	0.87
2:Q0:87:PRO:HD3	2:R0:281:TYR:HD2	1.14	0.87
1:R3:435:VAL:HA	2:R4:391:ARG:NH2	1.88	0.87
1:R5:128:GLN:HG3	1:S5:290:GLU:OE2	1.75	0.87
2:S0:246:LEU:CD1	8:S1:501:GTP:C8	2.57	0.87
1:S3:87:PHE:O	1:T3:283:HIS:CE1	2.27	0.87
2:W1:122:LYS:NZ	3:X1:38:THR:HB	1.63	0.87
1:W2:117:LEU:HA	3:X1:6:PHE:CD2	2.10	0.87
1:A2:283:HIS:O	1:M2:62:VAL:HG21	1.76	0.86
1:A4:56:THR:HA	1:B3:285:GLN:CA	2.04	0.86
2:B0:58:LYS:HE2	2:C0:281:TYR:CD1	2.10	0.86
1:E5:62:VAL:HG21	1:F5:283:HIS:CB	2.05	0.86
1:I6:87:PHE:O	2:J6:281:TYR:CE2	2.27	0.86
1:K2:88:HIS:NE2	1:L2:284:GLU:CD	2.33	0.86
2:L5:245:GLN:HG2	1:L6:223:THR:HG21	1.57	0.86
2:O1:54:ALA:HA	2:P1:283:ALA:HB2	1.55	0.86
2:P5:12:CYS:SG	9:P5:501:GDP:N9	2.48	0.86
1:Q3:262:TYR:OH	2:Q4:391:ARG:O	1.93	0.86
2:Q4:84:ILE:HD12	2:R4:281:TYR:CE1	2.10	0.86
2:V3:258:VAL:CG1	1:V4:407:TRP:HE1	1.87	0.86
1:B1:88:HIS:NE2	1:C1:280:LYS:HB3	1.90	0.86
1:B5:89:PRO:CG	1:C5:280:LYS:CG	2.40	0.86
1:H0:88:HIS:HD2	1:I0:284:GLU:CB	1.67	0.86
2:O5:404:ASP:OD1	6:9A:593:LYS:HD3	1.74	0.86
2:Q2:406:MET:CE	6:9B:518:LYS:HE3	2.02	0.86
2:S0:87:PRO:HD3	2:T0:281:TYR:CE1	2.10	0.86
1:U5:60:LYS:CE	1:V4:282:TYR:C	2.48	0.86
1:U5:171:ILE:HG13	8:U5:501:GTP:N3	1.89	0.86
2:W3:121:ARG:CD	3:X2:43:GLN:HB3	2.05	0.86
2:W5:218:THR:HB	7:8C:315:GLN:HG2	1.56	0.86
5:3C:77:LYS:NZ	5:3D:89:LYS:HZ3	1.74	0.86
5:3I:2:ALA:HB2	5:3I:162:PHE:HE2	1.26	0.86

Continued on next page...

Continued from previous page...

Atom-1	Atom-2	Interatomic distance (Å)	Clash overlap (Å)
5:4I:99:GLU:HG2	5:4H:77:LYS:HZ2	1.40	0.86
2:C2:86:ARG:CB	2:D2:281:TYR:HB3	2.05	0.86
2:G1:84:ILE:HA	2:H1:281:TYR:CD1	2.11	0.86
1:H2:32:PRO:CG	5:3H:200:ILE:HD11	2.05	0.86
2:O3:87:PRO:CG	2:P3:278:SER:OG	2.23	0.86
2:R2:60:VAL:HG11	2:S2:281:TYR:HA	1.58	0.86
2:R4:10:GLY:CA	9:R4:501:GDP:O1B	2.22	0.86
2:S4:84:ILE:HG23	2:T4:281:TYR:HE1	1.37	0.86
1:W4:90:GLU:CD	3:X2:4:ASN:HB3	1.99	0.86
2:D0:60:VAL:HG11	2:E0:281:TYR:O	1.76	0.86
2:K3:53:GLU:C	2:L3:283:ALA:HB2	1.99	0.86
1:L0:90:GLU:CD	1:M0:280:LYS:CD	2.47	0.86
2:P5:85:PHE:O	2:Q4:281:TYR:CE1	2.29	0.86
2:Q2:54:ALA:HA	2:R2:283:ALA:HA	1.57	0.86
1:R1:86:LEU:O	1:S1:283:HIS:CD2	2.28	0.86
2:R2:409:THR:HG22	6:9B:476:TRP:N	1.90	0.86
2:S0:60:VAL:CG1	2:T0:281:TYR:HA	2.06	0.86
2:S2:390:ARG:HH22	6:9B:440:LEU:H	1.21	0.86
2:T4:256:ASN:OD1	1:T5:182:VAL:HG22	1.76	0.86
5:4I:2:ALA:HB2	5:4I:162:PHE:HE2	1.26	0.86
5:5B:36:ARG:HH22	5:5C:121:ARG:HH12	1.14	0.86
1:A2:396:ASP:OD1	3:X1:53:ASN:OD1	1.93	0.86
1:A6:399:TYR:HD2	3:X3:53:ASN:OD1	1.57	0.86
1:B5:89:PRO:HD2	1:C5:280:LYS:HG3	1.39	0.86
1:C3:32:PRO:HG3	5:1A:200:ILE:HD11	1.54	0.86
2:D0:54:ALA:HA	2:E0:283:ALA:HB2	0.88	0.86
1:E1:89:PRO:HG2	1:F1:280:LYS:HG2	0.88	0.86
1:H2:128:GLN:NE2	1:I2:285:GLN:HB3	1.91	0.86
1:H4:87:PHE:O	1:I4:283:HIS:CE1	2.27	0.86
2:I1:60:VAL:HG11	1:J1:283:HIS:O	1.74	0.86
2:I3:87:PRO:HB2	1:J3:280:LYS:HE3	1.51	0.86
1:P2:2:ARG:NH2	2:P3:70:PRO:HD2	1.90	0.86
1:P2:329:ASN:HD22	2:P3:208:TYR:HE2	1.23	0.86
2:Q0:85:PHE:O	2:R0:281:TYR:CE1	2.28	0.86
1:Q3:89:PRO:CD	1:R3:280:LYS:CG	2.51	0.86
1:Q5:90:GLU:OE2	1:R5:280:LYS:HE3	0.84	0.86
2:T0:58:LYS:CE	2:U0:280:GLN:CG	2.33	0.86
2:T4:54:ALA:CA	2:U4:283:ALA:HA	2.04	0.86
5:1C:195:ASP:HA	5:1C:198:PHE:HB3	1.56	0.86
5:2B:74:VAL:HG23	5:2C:110:ARG:HD2	1.57	0.86
1:A2:415:GLU:CG	3:X1:86:TYR:OH	2.24	0.86

Continued on next page...

Continued from previous page...

Atom-1	Atom-2	Interatomic distance (Å)	Clash overlap (Å)
1:C1:88:HIS:HE2	1:D1:284:GLU:CB	1.84	0.86
1:G2:85:GLN:HB3	1:H2:283:HIS:HE1	1.41	0.86
2:O3:323:MET:HE2	1:O4:224:TYR:CE2	2.11	0.86
2:Q0:86:ARG:NH1	2:R0:282:ARG:HD3	1.88	0.86
2:R6:122:LYS:CG	2:S6:291:GLN:HE22	1.77	0.86
2:S0:60:VAL:HG11	2:T0:281:TYR:CA	2.06	0.86
5:1D:77:LYS:HD2	5:1E:89:LYS:NZ	1.90	0.86
2:C4:86:ARG:NE	2:D4:282:ARG:CA	2.38	0.86
1:H0:26:LEU:HD21	5:4H:197:TYR:CG	2.10	0.86
1:J5:128:GLN:OE1	1:K4:290:GLU:HG3	1.74	0.86
2:K3:87:PRO:HD3	2:L3:281:TYR:CD2	2.10	0.86
1:Q3:60:LYS:HB3	1:R3:282:TYR:O	1.75	0.86
2:Q4:386:THR:CG2	6:9A:522:LYS:CD	2.53	0.86
1:R1:206:ASN:OD1	8:R1:501:GTP:N2	2.09	0.86
1:S5:87:PHE:C	1:T5:283:HIS:CE1	2.54	0.86
2:U2:55:THR:CG2	2:V1:284:LEU:HB3	2.00	0.86
1:W4:90:GLU:OE2	3:X2:4:ASN:ND2	2.07	0.86
2:W5:122:LYS:CA	3:X3:45:LEU:CD1	2.34	0.86
1:A2:280:LYS:CD	1:M2:89:PRO:CB	2.52	0.86
1:A6:56:THR:CA	1:B5:285:GLN:HA	2.04	0.86
2:B4:60:VAL:HG11	2:C4:281:TYR:HA	1.58	0.86
2:H1:122:LYS:HE2	2:I1:291:GLN:HG2	1.57	0.86
2:Q0:87:PRO:HD2	2:R0:278:SER:CA	2.05	0.86
2:Q2:87:PRO:HG3	2:R2:277:GLY:O	1.76	0.86
2:R2:245:GLN:O	1:R3:11:GLN:NE2	2.08	0.86
2:T2:58:LYS:HD2	2:U2:280:GLN:C	2.01	0.86
1:T3:32:PRO:HG3	5:6A:200:ILE:HD11	1.57	0.86
6:9A:425:ARG:O	6:9A:429:TYR:CD2	2.24	0.86
1:A4:60:LYS:HD3	1:B3:283:HIS:HA	1.58	0.86
1:A4:284:GLU:HB2	1:M4:88:HIS:HE2	1.41	0.86
1:A4:420:GLU:HA	3:X2:108:TYR:HE1	1.41	0.86
1:B5:62:VAL:HG23	1:C5:283:HIS:O	1.72	0.86
1:G4:56:THR:OG1	1:H4:285:GLN:CA	2.23	0.86
1:H0:26:LEU:HD21	5:4H:197:TYR:CA	2.05	0.86
2:L5:325:GLU:H	1:L6:221:ARG:HG2	1.38	0.86
2:N5:345:ILE:HG23	1:N6:398:MET:CE	2.05	0.86
2:P3:386:THR:HG22	6:9B:572:LYS:HZ1	1.38	0.86
2:R2:412:GLU:HG2	6:9B:479:MET:HE2	1.58	0.86
6:9A:567:LYS:O	6:9A:571:PHE:CD2	2.28	0.86
1:A2:431:ASP:OD1	3:X1:102:ARG:NH2	2.09	0.86
2:A5:54:ALA:O	2:B4:283:ALA:HB2	1.74	0.86

Continued on next page...

Continued from previous page...

Atom-1	Atom-2	Interatomic distance (Å)	Clash overlap (Å)
2:D2:83:GLN:O	2:E2:281:TYR:CZ	2.28	0.86
2:G1:58:LYS:CE	2:H1:280:GLN:O	2.22	0.86
1:H0:88:HIS:HD2	1:I0:284:GLU:HB2	1.10	0.86
2:H1:122:LYS:CG	2:I1:291:GLN:OE1	2.21	0.86
2:J4:118:ASP:OD2	2:K3:297:LYS:HE2	1.76	0.86
2:P5:60:VAL:HG11	2:Q4:281:TYR:HB3	1.58	0.86
1:Q3:89:PRO:HG2	1:R3:280:LYS:HZ2	1.40	0.86
1:Q5:89:PRO:CG	1:R5:280:LYS:CG	2.54	0.86
2:R2:122:LYS:HE3	2:S2:292:GLN:HE21	0.72	0.86
2:U6:54:ALA:HB1	2:V5:282:ARG:C	2.01	0.86
2:W3:276:ARG:CG	7:8B:302:LEU:HD21	2.06	0.86
1:W4:90:GLU:CG	3:X2:4:ASN:HB3	2.06	0.86
2:A5:54:ALA:HA	2:B4:283:ALA:HB3	1.58	0.85
1:A6:56:THR:OG1	1:B5:285:GLN:CA	2.24	0.85
1:G2:60:LYS:HE2	1:H2:283:HIS:HA	1.56	0.85
1:I6:89:PRO:CD	2:J6:278:SER:HA	2.06	0.85
1:O2:441:GLU:HB3	6:9B:612:LYS:CB	2.05	0.85
2:O5:404:ASP:OD1	6:9A:593:LYS:HB3	1.76	0.85
1:P2:326:LYS:HD3	2:P3:220:PRO:CG	2.05	0.85
1:Q3:348:PRO:CB	2:Q4:384:GLN:HG2	2.06	0.85
2:T6:138:SER:OG	9:T6:501:GDP:C4'	2.24	0.85
2:U6:12:CYS:SG	9:U6:501:GDP:C4	2.68	0.85
2:U6:58:LYS:HZ2	2:V5:280:GLN:C	1.84	0.85
2:W5:122:LYS:NZ	3:X3:38:THR:CA	2.36	0.85
5:7C:72:ALA:CA	5:7D:121:ARG:NH2	1.90	0.85
2:B0:83:GLN:O	2:C0:281:TYR:CZ	2.29	0.85
1:B1:54:SER:HB2	1:C1:285:GLN:HE21	1.07	0.85
1:B3:89:PRO:CB	1:C3:280:LYS:CG	2.54	0.85
1:D1:88:HIS:CD2	1:E1:284:GLU:HB2	2.09	0.85
1:I0:86:LEU:N	2:J0:281:TYR:OH	2.08	0.85
1:J3:85:GLN:O	1:K2:283:HIS:HE1	1.55	0.85
1:J5:264:ARG:HH12	1:N4:339:ARG:HH21	1.22	0.85
1:L0:88:HIS:HA	1:M0:283:HIS:CB	2.04	0.85
2:P5:346:PRO:HG3	1:P6:394:LYS:HG2	1.56	0.85
1:R3:260:VAL:HG23	2:R4:397:TRP:CZ2	2.10	0.85
2:R6:87:PRO:HG2	2:S6:278:SER:CA	2.05	0.85
2:S4:390:ARG:HH21	6:9A:437:ASN:N	1.36	0.85
2:U2:125:GLU:O	2:V1:336:LYS:NZ	2.09	0.85
1:V2:62:VAL:CG1	1:W2:283:HIS:O	2.23	0.85
2:W5:125:GLU:CA	3:X3:17:ILE:HG12	2.07	0.85
1:E5:90:GLU:OE1	1:F5:280:LYS:NZ	2.09	0.85

Continued on next page...

Continued from previous page...

Atom-1	Atom-2	Interatomic distance (Å)	Clash overlap (Å)
1:G0:62:VAL:CG2	1:H0:284:GLU:HA	1.99	0.85
1:G4:56:THR:HG21	1:H4:284:GLU:O	1.77	0.85
1:H0:26:LEU:CD2	5:4H:197:TYR:CD1	2.58	0.85
1:O6:171:ILE:HG21	8:O6:501:GTP:C1'	2.05	0.85
1:P2:90:GLU:CD	1:Q1:280:LYS:HZ2	1.83	0.85
2:Q0:85:PHE:O	2:R0:281:TYR:CE2	2.30	0.85
1:Q1:329:ASN:ND2	2:Q2:175:VAL:HG13	1.91	0.85
2:Q2:389:PHE:C	6:9B:519:TRP:HZ3	1.50	0.85
2:S2:60:VAL:HG11	2:T2:281:TYR:HB3	1.58	0.85
1:V0:254:GLU:HG2	2:V1:98:GLY:C	2.01	0.85
5:1C:72:ALA:CB	5:1D:117:MET:CE	2.54	0.85
1:H2:90:GLU:CG	1:I2:280:LYS:HD3	1.98	0.85
1:I4:124:LYS:HZ3	2:J4:291:GLN:HE22	1.22	0.85
1:K4:55:GLU:O	1:L4:285:GLN:CG	2.24	0.85
2:O1:276:ARG:HG3	4:Y0:57:LEU:CD2	2.05	0.85
2:O1:322:SER:OG	1:O2:221:ARG:HB3	1.76	0.85
2:O5:12:CYS:SG	9:O5:501:GDP:C5	2.69	0.85
2:P1:252:LYS:CE	8:P1:502:GTP:O3G	2.23	0.85
2:S0:86:ARG:HA	2:T0:281:TYR:CG	2.12	0.85
1:T3:32:PRO:CD	5:6A:196:VAL:CG1	2.47	0.85
1:T3:124:LYS:CD	1:U3:297:GLU:OE2	2.23	0.85
2:W1:276:ARG:HH22	7:8A:325:LEU:HD11	1.41	0.85
2:W3:126:SER:O	3:X2:18:GLY:O	1.94	0.85
2:W3:129:CYS:SG	1:W4:96:LYS:HG2	2.17	0.85
5:2C:77:LYS:HD2	5:2D:89:LYS:HZ2	1.41	0.85
1:K2:282:TYR:CE1	5:2F:9:ARG:NH2	2.44	0.85
2:K3:85:PHE:C	2:L3:281:TYR:CZ	2.51	0.85
2:K3:86:ARG:CA	2:L3:281:TYR:CG	2.58	0.85
1:N2:86:LEU:C	1:O2:283:HIS:HD1	1.85	0.85
1:O6:171:ILE:HG13	8:O6:501:GTP:C1'	2.06	0.85
1:Q3:89:PRO:HD2	1:R3:280:LYS:HG2	0.90	0.85
2:Q4:386:THR:HB	6:9A:522:LYS:CD	2.06	0.85
2:Q4:409:THR:CG2	6:9A:518:LYS:HD2	1.85	0.85
1:V0:124:LYS:CD	1:W0:290:GLU:OE1	2.24	0.85
1:A4:434:GLU:CA	3:X2:100:ARG:HH22	1.90	0.85
1:E1:60:LYS:CE	1:F1:282:TYR:CD2	2.57	0.85
2:E6:54:ALA:CB	2:F6:282:ARG:O	2.25	0.85
1:L0:60:LYS:HE2	1:M0:282:TYR:C	1.96	0.85
2:L3:86:ARG:NH1	2:M3:282:ARG:CB	2.39	0.85
2:O3:46:ARG:HH22	1:O4:76:ASP:HB2	1.40	0.85
1:O6:140:SER:HG	8:O6:501:GTP:C4'	1.89	0.85

Continued on next page...

Continued from previous page...

Atom-1	Atom-2	Interatomic distance (Å)	Clash overlap (Å)
2:P3:46:ARG:NH2	1:P4:76:ASP:OD2	2.09	0.85
2:P3:404:ASP:CG	6:9B:554:LYS:C	2.45	0.85
2:Q0:84:ILE:O	2:R0:281:TYR:HD1	1.59	0.85
2:R0:252:LYS:CD	8:R1:501:GTP:O3G	2.25	0.85
1:R5:54:SER:HB3	1:S5:285:GLN:HE21	1.03	0.85
2:S6:87:PRO:CD	2:T6:277:GLY:O	2.23	0.85
2:U0:252:LYS:HE2	8:U1:501:GTP:O2G	1.76	0.85
1:U1:60:LYS:HE3	1:V0:282:TYR:CD2	2.12	0.85
1:U5:60:LYS:CD	1:V4:282:TYR:C	2.49	0.85
1:V4:60:LYS:HE2	1:W4:282:TYR:HB3	1.55	0.85
1:A2:56:THR:CB	1:B1:285:GLN:HA	2.06	0.85
2:B2:125:GLU:OE2	2:C2:291:GLN:NE2	2.10	0.85
1:B3:128:GLN:HE22	1:C3:285:GLN:CB	1.67	0.85
1:E5:128:GLN:CG	1:F5:290:GLU:OE2	2.25	0.85
2:K3:87:PRO:CG	2:L3:278:SER:HA	2.03	0.85
1:K4:60:LYS:HE3	1:L4:282:TYR:CD1	2.12	0.85
2:L5:2:ARG:CZ	1:L6:73:THR:CG2	2.52	0.85
1:N2:60:LYS:NZ	1:O2:282:TYR:CD2	2.44	0.85
1:N4:89:PRO:HD3	1:O4:280:LYS:HA	1.57	0.85
1:N6:87:PHE:O	1:O6:283:HIS:CE1	2.29	0.85
2:Q0:84:ILE:CA	2:R0:281:TYR:HE1	1.89	0.85
1:R1:62:VAL:HG11	1:S1:283:HIS:CB	2.06	0.85
1:S5:258:ASN:O	2:S6:179:VAL:HG21	1.75	0.85
1:S5:435:VAL:O	2:S6:391:ARG:NH2	2.10	0.85
1:T1:60:LYS:CE	1:U1:283:HIS:CD2	2.59	0.85
2:V5:86:ARG:NH1	2:W5:282:ARG:CG	2.40	0.85
5:4I:99:GLU:HG2	5:4H:77:LYS:HZ1	1.39	0.85
1:B3:88:HIS:CD2	1:C3:284:GLU:CG	2.56	0.85
1:B5:89:PRO:HB2	1:C5:280:LYS:HD3	1.59	0.85
1:E3:54:SER:C	1:F3:285:GLN:OE1	2.20	0.85
1:E3:85:GLN:NE2	1:F3:279:GLU:OE2	2.10	0.85
2:E6:60:VAL:HG21	2:F6:281:TYR:HB3	1.58	0.85
2:J4:406:MET:CB	2:N3:306:ARG:CZ	2.55	0.85
2:K5:60:VAL:CG1	2:L5:281:TYR:CA	1.99	0.85
2:L1:60:VAL:HG11	2:M1:281:TYR:CA	2.05	0.85
1:N4:85:GLN:O	1:O4:283:HIS:NE2	2.09	0.85
1:R1:364:PRO:CB	5:7C:197:TYR:HE1	1.90	0.85
1:R5:88:HIS:CD2	1:S5:283:HIS:CB	2.58	0.85
2:S4:54:ALA:HA	2:T4:283:ALA:HA	1.56	0.85
1:T3:56:THR:OG1	1:U3:285:GLN:CA	2.24	0.85
1:V4:89:PRO:HB2	1:W4:280:LYS:CE	2.06	0.85

Continued on next page...

Continued from previous page...

Atom-1	Atom-2	Interatomic distance (Å)	Clash overlap (Å)
5:3D:11:MET:HB2	5:3D:191:SER:HB3	1.59	0.85
5:2H:11:MET:HB2	5:2H:191:SER:HB3	1.57	0.85
5:5B:71:TYR:C	5:5C:121:ARG:NH2	2.25	0.85
1:A4:88:HIS:CE1	1:B3:280:LYS:NZ	2.45	0.85
2:B4:60:VAL:CG1	2:C4:281:TYR:HA	2.06	0.85
2:I5:52:ASN:ND2	1:J5:285:GLN:CD	2.35	0.85
1:K2:60:LYS:HD3	1:L2:282:TYR:O	1.76	0.85
2:L1:86:ARG:CG	2:M1:281:TYR:CB	2.54	0.85
1:O6:12:ALA:HB2	8:O6:501:GTP:C8	1.94	0.85
2:P1:87:PRO:HD3	2:Q0:281:TYR:CD2	2.12	0.85
2:R4:122:LYS:HA	2:S4:291:GLN:HE21	1.37	0.85
2:R6:85:PHE:O	2:S6:281:TYR:CZ	2.30	0.85
2:V1:129:CYS:HB2	1:V2:96:LYS:HD2	1.55	0.85
2:V1:331:LEU:HD21	1:V2:176:GLN:HB3	1.58	0.85
5:1D:192:ILE:HG21	5:1D:198:PHE:HB2	1.59	0.85
5:1F:72:ALA:CB	5:1G:121:ARG:NH1	2.39	0.85
2:L3:87:PRO:CD	2:M3:281:TYR:CE2	2.57	0.85
1:L4:32:PRO:HD3	5:1E:196:VAL:HG13	1.59	0.85
2:N1:87:PRO:HD2	2:O1:278:SER:HB2	0.87	0.85
1:N4:263:PRO:HG3	2:N5:396:HIS:CD2	2.12	0.85
2:Q4:386:THR:CG2	6:9A:522:LYS:HG2	2.06	0.85
2:S0:86:ARG:HB2	2:T0:281:TYR:CG	2.11	0.85
1:T1:171:ILE:HG21	8:T1:501:GTP:HN22	1.42	0.85
2:T2:87:PRO:HD2	2:U2:278:SER:HG	1.40	0.85
2:V1:84:ILE:CA	2:W1:281:TYR:HE1	1.90	0.85
1:W4:439:SER:HB3	2:W5:391:ARG:HD3	1.56	0.85
1:A2:283:HIS:O	1:M2:62:VAL:CG2	2.25	0.84
2:A5:54:ALA:N	2:B4:283:ALA:HB2	1.92	0.84
2:C4:86:ARG:CG	2:D4:278:SER:OG	2.24	0.84
1:G0:363:VAL:C	5:4I:197:TYR:HE1	1.85	0.84
1:I0:87:PHE:O	2:J0:281:TYR:CZ	2.29	0.84
2:I5:83:GLN:C	1:J5:283:HIS:NE2	2.35	0.84
1:I6:85:GLN:O	2:J6:281:TYR:HE2	1.55	0.84
1:K2:88:HIS:CG	1:L2:283:HIS:HB2	2.11	0.84
2:K3:83:GLN:C	2:L3:281:TYR:HH	1.71	0.84
2:K5:55:THR:HB	2:L5:284:LEU:CD1	2.05	0.84
1:N4:124:LYS:HE2	1:O4:297:GLU:OE2	1.77	0.84
2:Q2:405:GLU:CB	6:9B:515:ALA:HB3	2.07	0.84
1:Q3:86:LEU:C	1:R3:283:HIS:CD2	2.54	0.84
2:R6:229:VAL:HG21	9:R6:501:GDP:HN21	1.40	0.84
1:U1:62:VAL:HG21	1:V0:283:HIS:O	1.77	0.84

Continued on next page...

Continued from previous page...

Atom-1	Atom-2	Interatomic distance (Å)	Clash overlap (Å)
1:U1:89:PRO:HD2	1:V0:280:LYS:CG	2.01	0.84
2:V1:87:PRO:HG2	2:W1:278:SER:CA	2.07	0.84
2:A3:54:ALA:CB	2:B2:282:ARG:C	2.50	0.84
1:F1:365:GLY:N	5:4J:6:ARG:NH1	2.21	0.84
2:J4:320:ARG:CD	5:1G:148:TYR:HE1	1.79	0.84
2:J6:406:MET:HE3	2:N5:306:ARG:HG2	1.56	0.84
1:K0:308:ARG:HD3	1:N0:283:HIS:HB3	1.58	0.84
2:K1:87:PRO:HD2	2:L1:278:SER:OG	1.77	0.84
1:L2:88:HIS:CD2	1:M2:283:HIS:HB3	2.11	0.84
2:L5:246:LEU:HD11	1:L6:224:TYR:CE2	2.09	0.84
2:L5:323:MET:HG3	1:L6:222:PRO:O	1.77	0.84
2:O3:412:GLU:CG	6:9B:607:LEU:HD13	2.07	0.84
1:Q1:60:LYS:CD	1:R1:282:TYR:HB3	2.07	0.84
2:Q2:87:PRO:CG	2:R2:278:SER:CB	2.50	0.84
2:Q4:386:THR:CA	6:9A:522:LYS:HD3	2.07	0.84
1:V0:85:GLN:C	1:W0:283:HIS:NE2	2.34	0.84
1:A2:89:PRO:HG2	1:B1:280:LYS:CD	2.05	0.84
2:G5:54:ALA:CB	2:H5:282:ARG:C	2.49	0.84
2:H1:122:LYS:CG	2:I1:291:GLN:CG	2.54	0.84
1:H4:60:LYS:HD2	1:I4:282:TYR:CZ	2.11	0.84
2:P5:12:CYS:CB	9:P5:501:GDP:C8	2.59	0.84
1:Q1:248:LEU:CD1	2:Q2:222:TYR:CE2	2.55	0.84
2:T0:58:LYS:HE2	2:U0:280:GLN:HG2	0.86	0.84
2:U4:84:ILE:HA	2:V3:281:TYR:CE1	2.12	0.84
6:9A:566:LYS:O	6:9A:570:PHE:CD2	2.30	0.84
1:B3:282:TYR:HE1	5:1B:9:ARG:NH1	1.75	0.84
1:D3:85:GLN:O	1:E3:283:HIS:CE1	2.29	0.84
2:H3:122:LYS:HE3	2:I3:291:GLN:NE2	1.92	0.84
2:I5:87:PRO:HB2	1:J5:280:LYS:HG2	1.26	0.84
2:T0:58:LYS:NZ	2:U0:280:GLN:HG2	1.92	0.84
2:T2:54:ALA:HB1	2:U2:282:ARG:O	1.76	0.84
2:T4:144:GLY:CA	9:T4:501:GDP:O2B	2.24	0.84
1:V0:123:ARG:HH22	1:W0:298:PRO:HD2	1.42	0.84
2:V1:122:LYS:CB	2:W1:291:GLN:NE2	2.40	0.84
1:W0:117:LEU:HD23	3:X0:6:PHE:CB	2.08	0.84
2:W5:129:CYS:SG	1:W6:96:LYS:HB3	2.18	0.84
1:A6:60:LYS:HD3	1:B5:282:TYR:O	1.75	0.84
1:B3:55:GLU:O	1:C3:285:GLN:HG2	1.75	0.84
2:G5:83:GLN:O	2:H5:281:TYR:CE2	2.29	0.84
1:I4:60:LYS:CE	2:J4:280:GLN:HB3	2.08	0.84
2:J2:122:LYS:CG	2:K1:291:GLN:NE2	2.27	0.84

Continued on next page...

Continued from previous page...

Atom-1	Atom-2	Interatomic distance (Å)	Clash overlap (Å)
2:L1:60:VAL:CG1	2:M1:281:TYR:HA	2.04	0.84
2:L3:84:ILE:C	2:M3:281:TYR:CE1	2.55	0.84
1:N2:263:PRO:HD3	2:N3:396:HIS:CG	2.12	0.84
1:N4:329:ASN:HD22	2:N5:208:TYR:HD2	1.26	0.84
2:Q4:58:LYS:NZ	2:R4:280:GLN:CB	2.39	0.84
2:S2:386:THR:CG2	6:9B:440:LEU:HD22	1.83	0.84
2:S6:86:ARG:HH21	2:T6:282:ARG:HA	1.32	0.84
1:U3:56:THR:HA	1:V2:285:GLN:HB3	1.57	0.84
1:A2:56:THR:CG2	1:B1:285:GLN:HA	2.06	0.84
1:B3:89:PRO:N	1:C3:280:LYS:HG2	1.92	0.84
2:E0:60:VAL:HG12	2:F0:281:TYR:CD1	2.11	0.84
1:E3:88:HIS:NE2	1:F3:284:GLU:HG2	1.91	0.84
2:H1:87:PRO:CG	2:I1:278:SER:HB2	2.07	0.84
2:H5:55:THR:CG2	2:I5:284:LEU:HB3	2.07	0.84
1:J3:32:PRO:CG	5:2G:200:ILE:CD1	2.55	0.84
2:J6:406:MET:CG	2:N5:306:ARG:HH22	1.90	0.84
1:K2:88:HIS:HA	1:L2:283:HIS:CD2	2.11	0.84
2:L5:86:ARG:NH1	2:M5:281:TYR:CB	2.35	0.84
1:N0:224:TYR:CE2	8:N0:501:GTP:C5	2.66	0.84
1:N2:329:ASN:ND2	2:N3:175:VAL:HG13	1.91	0.84
2:Q2:389:PHE:CE1	6:9B:519:TRP:CE2	2.66	0.84
1:S5:124:LYS:HE2	1:T5:297:GLU:OE2	1.77	0.84
1:T1:124:LYS:HE3	1:U1:297:GLU:OE2	1.76	0.84
2:V1:84:ILE:C	2:W1:281:TYR:CD1	2.56	0.84
2:E2:60:VAL:HG12	2:F2:281:TYR:HD1	1.43	0.84
1:E3:128:GLN:HE22	1:F3:285:GLN:HB2	1.41	0.84
2:F2:86:ARG:HG3	2:G1:281:TYR:HB3	1.57	0.84
2:I5:60:VAL:HG12	1:J5:283:HIS:HA	1.59	0.84
2:J4:406:MET:CE	2:N3:307:HIS:CE1	2.55	0.84
2:L5:2:ARG:NH2	1:L6:73:THR:CG2	2.39	0.84
2:N1:346:PRO:HG3	1:N2:394:LYS:HG2	1.59	0.84
2:P5:10:GLY:HA3	9:P5:501:GDP:O1B	1.78	0.84
2:Q4:409:THR:CG2	6:9A:515:ALA:N	2.35	0.84
2:T0:86:ARG:HH22	2:U0:282:ARG:HH11	0.88	0.84
2:T0:247:ASN:HD21	1:T1:71:GLU:CD	1.85	0.84
1:T3:320:ARG:O	1:T3:373:ARG:HA	1.78	0.84
2:U0:347:ASN:ND2	1:U1:178:SER:HB2	1.91	0.84
1:V4:89:PRO:HB2	1:W4:280:LYS:HE2	1.60	0.84
2:W1:122:LYS:HE3	3:X1:38:THR:N	1.93	0.84
2:A1:58:LYS:CE	2:B0:280:GLN:HB2	2.06	0.84
1:C5:62:VAL:HB	1:D5:282:TYR:O	1.77	0.84

Continued on next page...

Continued from previous page...

Atom-1	Atom-2	Interatomic distance (Å)	Clash overlap (Å)
1:E1:89:PRO:HB2	1:F1:280:LYS:HD3	1.59	0.84
1:N0:2:ARG:NH1	2:N1:70:PRO:HB2	1.92	0.84
2:P5:390:ARG:CA	6:9A:565:GLU:OE1	2.25	0.84
5:1D:77:LYS:CD	5:1E:89:LYS:HZ1	1.89	0.84
1:A6:264:ARG:CG	3:X3:117:PHE:HD2	1.91	0.84
2:J4:320:ARG:CB	5:1G:148:TYR:OH	2.26	0.84
1:J5:26:LEU:CG	5:1G:194:THR:HG21	2.08	0.84
1:K2:62:VAL:CG2	1:L2:283:HIS:HA	2.07	0.84
2:O5:83:GLN:O	2:P5:281:TYR:OH	1.95	0.84
1:P2:90:GLU:OE1	1:Q1:280:LYS:HD3	1.77	0.84
2:R4:87:PRO:HG2	2:S4:278:SER:CA	2.07	0.84
2:T2:125:GLU:CD	2:U2:291:GLN:HE22	1.85	0.84
1:V2:127:ASP:OD1	1:W2:338:LYS:NZ	2.10	0.84
2:V5:60:VAL:HG21	2:W5:281:TYR:O	1.78	0.84
6:9A:425:ARG:O	6:9A:429:TYR:HD2	1.59	0.84
2:A3:58:LYS:HD2	2:B2:280:GLN:O	1.77	0.84
1:A4:56:THR:HG23	1:B3:284:GLU:C	2.02	0.84
2:D0:86:ARG:HH11	2:E0:282:ARG:CD	1.87	0.84
2:E0:126:SER:HB3	2:F0:291:GLN:NE2	1.93	0.84
1:G4:88:HIS:HB2	1:H4:284:GLU:HG3	1.58	0.84
2:H5:87:PRO:CG	2:I5:278:SER:HB2	2.08	0.84
1:K0:90:GLU:CD	1:L0:280:LYS:HD3	2.01	0.84
2:K1:86:ARG:CZ	2:L1:281:TYR:O	2.26	0.84
2:K3:86:ARG:CG	2:L3:281:TYR:HB2	2.05	0.84
2:Q0:86:ARG:HA	2:R0:281:TYR:CB	2.08	0.84
1:R3:348:PRO:HG3	2:R4:384:GLN:HB3	1.59	0.84
2:S2:405:GLU:HB3	6:9B:433:LEU:HD11	1.60	0.84
1:T1:30:ILE:N	5:7A:196:VAL:CG2	2.41	0.84
2:U4:55:THR:HG23	2:V3:284:LEU:CA	2.05	0.84
2:W1:246:LEU:HD21	1:W2:179:THR:HG21	1.58	0.84
1:W2:326:LYS:HD3	2:W3:220:PRO:CD	2.07	0.84
2:A3:54:ALA:HA	2:B2:283:ALA:HB2	1.01	0.83
1:A4:399:TYR:HD2	3:X2:53:ASN:HD22	1.23	0.83
1:A6:124:LYS:HZ2	1:B5:293:ASN:HB3	1.38	0.83
2:C2:86:ARG:HH22	2:D2:282:ARG:HA	1.39	0.83
1:C5:60:LYS:HD2	1:D5:282:TYR:CE1	2.10	0.83
2:F2:54:ALA:CA	2:G1:283:ALA:HB2	2.08	0.83
2:G1:84:ILE:HA	2:H1:281:TYR:CE1	2.13	0.83
1:J3:363:VAL:C	5:2G:197:TYR:OH	2.21	0.83
1:K2:88:HIS:HB2	1:L2:283:HIS:HB3	1.60	0.83
1:L0:60:LYS:CD	1:M0:282:TYR:CG	2.49	0.83

Continued on next page...

Continued from previous page...

Atom-1	Atom-2	Interatomic distance (Å)	Clash overlap (Å)
2:O3:350:LYS:HG3	1:O4:179:THR:O	1.78	0.83
2:O5:256:ASN:OD1	1:O6:101:ASN:ND2	2.11	0.83
2:Q0:122:LYS:HB2	2:R0:291:GLN:NE2	1.93	0.83
2:S4:412:GLU:HB3	6:9A:436:LYS:HZ3	1.41	0.83
1:V2:127:ASP:HB3	1:W2:293:ASN:HD22	1.43	0.83
2:A3:281:TYR:HD1	2:M3:58:LYS:HE2	1.40	0.83
1:K4:60:LYS:CE	1:L4:282:TYR:CE1	2.61	0.83
1:N6:171:ILE:HG13	8:N6:501:GTP:C1'	2.07	0.83
1:Q1:248:LEU:HD11	2:Q2:222:TYR:HE2	1.29	0.83
1:S1:326:LYS:CG	2:S2:212:PHE:CZ	2.61	0.83
1:T3:60:LYS:HZ1	1:U3:283:HIS:CD2	1.96	0.83
2:U2:126:SER:CB	2:V1:291:GLN:CD	2.51	0.83
1:V0:40:LYS:HB2	7:8A:313:ARG:NH1	1.92	0.83
1:A2:400:ALA:C	3:X1:52:THR:HB	1.96	0.83
1:A4:56:THR:CG2	1:B3:284:GLU:C	2.52	0.83
2:C2:77:ARG:NH1	2:D2:281:TYR:CZ	2.44	0.83
2:D2:58:LYS:CD	2:E2:280:GLN:HB3	2.09	0.83
2:E2:54:ALA:CB	2:F2:282:ARG:C	2.52	0.83
2:E6:53:GLU:C	2:F6:283:ALA:HB2	2.03	0.83
1:P2:260:VAL:HB	2:P3:397:TRP:HE1	1.42	0.83
2:Q2:87:PRO:CG	2:R2:278:SER:CA	2.56	0.83
2:S6:122:LYS:CD	2:T6:291:GLN:HE21	1.91	0.83
1:T1:60:LYS:HE3	1:U1:283:HIS:HD2	1.41	0.83
1:V4:143:GLY:HA3	8:V4:501:GTP:O3B	1.78	0.83
1:C5:90:GLU:N	1:D5:280:LYS:HG2	1.94	0.83
1:F1:62:VAL:HG21	1:G0:283:HIS:O	1.78	0.83
1:I4:60:LYS:HZ3	2:J4:280:GLN:HB2	0.67	0.83
2:L1:86:ARG:HH12	2:M1:282:ARG:CB	1.91	0.83
2:O5:405:GLU:CB	6:9A:597:LYS:CB	2.02	0.83
1:R3:55:GLU:O	1:S3:285:GLN:CB	2.25	0.83
1:T1:37:PRO:CG	5:7A:195:ASP:HB2	2.06	0.83
1:T1:123:ARG:HH11	1:U1:297:GLU:CG	1.88	0.83
2:T2:83:GLN:C	2:U2:281:TYR:OH	2.20	0.83
2:W3:125:GLU:OE1	3:X2:17:ILE:HD13	1.78	0.83
5:3C:72:ALA:HB2	5:3D:121:ARG:CZ	2.01	0.83
6:9A:599:ALA:O	6:9A:603:TYR:HD2	1.58	0.83
1:A4:434:GLU:OE2	3:X2:100:ARG:CB	2.22	0.83
2:E0:60:VAL:CG1	2:F0:281:TYR:HD1	1.91	0.83
2:E6:122:LYS:NZ	2:F6:291:GLN:HE22	1.76	0.83
2:I5:60:VAL:CG2	1:J5:283:HIS:O	2.25	0.83
2:I5:84:ILE:CA	1:J5:283:HIS:NE2	2.27	0.83

Continued on next page...

Continued from previous page...

Atom-1	Atom-2	Interatomic distance (Å)	Clash overlap (Å)
2:I5:85:PHE:O	1:J5:283:HIS:ND1	2.12	0.83
2:O5:138:SER:OG	9:O5:501:GDP:O3A	1.95	0.83
2:Q0:83:GLN:O	2:R0:281:TYR:OH	1.95	0.83
2:Q2:405:GLU:HB3	6:9B:515:ALA:HB3	1.60	0.83
2:Q2:406:MET:HE3	6:9B:518:LYS:CE	2.05	0.83
1:Q3:12:ALA:HB2	8:Q3:501:GTP:C8	2.12	0.83
1:Q5:60:LYS:CE	1:R5:282:TYR:HD2	1.90	0.83
1:Q5:60:LYS:CD	1:R5:282:TYR:O	2.22	0.83
1:T1:56:THR:CB	1:U1:285:GLN:HA	2.08	0.83
1:U1:89:PRO:CG	1:V0:280:LYS:HG2	2.03	0.83
2:V5:87:PRO:CD	2:W5:278:SER:CA	2.54	0.83
2:W1:276:ARG:NH2	7:8A:299:LEU:CD2	2.34	0.83
2:W5:276:ARG:NH2	7:8C:299:LEU:HD23	1.93	0.83
2:A5:372:THR:HG21	2:A5:426:GLN:HB2	1.60	0.83
1:B3:128:GLN:HE22	1:C3:285:GLN:HB2	1.04	0.83
1:B5:128:GLN:OE1	1:C5:285:GLN:HG3	1.78	0.83
2:C0:60:VAL:HB	2:D0:281:TYR:CA	2.08	0.83
2:C2:60:VAL:CG1	2:D2:281:TYR:CA	2.54	0.83
2:D6:54:ALA:HA	2:E6:283:ALA:HB2	0.89	0.83
2:E2:60:VAL:CG1	2:F2:281:TYR:HD1	1.91	0.83
2:F2:86:ARG:HG2	2:G1:281:TYR:HB2	1.57	0.83
2:L5:324:LYS:CE	1:L6:220:GLU:HA	2.09	0.83
2:Q2:87:PRO:CD	2:R2:278:SER:HA	2.06	0.83
2:Q2:251:ARG:HD2	1:Q3:105:ARG:NH1	1.94	0.83
2:Q2:389:PHE:CE2	6:9B:519:TRP:CD1	2.67	0.83
1:R5:10:GLY:HA2	8:R5:501:GTP:O1B	1.79	0.83
2:R6:87:PRO:CG	2:S6:278:SER:CA	2.56	0.83
2:S0:60:VAL:HG12	2:T0:281:TYR:HD2	1.43	0.83
2:S6:87:PRO:CG	2:T6:277:GLY:CA	2.52	0.83
2:V5:58:LYS:HD3	2:W5:280:GLN:O	1.78	0.83
5:3C:77:LYS:NZ	5:3D:89:LYS:NZ	2.26	0.83
5:3H:77:LYS:HZ1	5:3I:99:GLU:HG2	1.41	0.83
1:A4:283:HIS:CE1	1:M4:60:LYS:CE	2.62	0.83
1:D3:60:LYS:HD2	1:E3:282:TYR:C	2.03	0.83
1:D3:60:LYS:HD2	1:E3:282:TYR:O	1.79	0.83
1:E3:62:VAL:CG2	1:F3:283:HIS:CA	2.57	0.83
1:J3:365:GLY:HA2	5:2G:146:PRO:HD3	1.58	0.83
1:L0:88:HIS:CD2	1:M0:283:HIS:HB2	2.13	0.83
1:N6:89:PRO:HB2	1:O6:280:LYS:HD2	0.87	0.83
2:O3:80:PRO:CG	4:Y1:205:ASN:HA	2.08	0.83
2:P1:256:ASN:O	1:P2:181:VAL:HG11	1.79	0.83

Continued on next page...

Continued from previous page...

Atom-1	Atom-2	Interatomic distance (Å)	Clash overlap (Å)
1:P2:263:PRO:HG3	2:P3:396:HIS:CG	2.13	0.83
2:Q2:87:PRO:HG2	2:R2:278:SER:OG	1.78	0.83
2:Q2:259:PRO:CA	1:Q3:404:PHE:CE1	2.60	0.83
2:S6:87:PRO:HG2	2:T6:277:GLY:C	2.02	0.83
1:V4:329:ASN:HD21	2:V5:175:VAL:HG22	1.40	0.83
5:3H:36:ARG:HH21	5:3I:121:ARG:HH12	1.21	0.83
6:9A:435:LYS:O	6:9A:439:TYR:HD2	1.62	0.83
2:C4:87:PRO:HD3	2:D4:281:TYR:HD2	1.34	0.83
1:K2:55:GLU:O	1:L2:285:GLN:HB3	1.77	0.83
2:K5:86:ARG:HA	2:L5:281:TYR:HB2	1.59	0.83
2:N5:204:ASN:OD1	9:N5:501:GDP:O2'	1.96	0.83
2:O5:251:ARG:HB3	1:O6:100:ALA:CB	2.09	0.83
2:R6:84:ILE:C	2:S6:281:TYR:HE1	1.87	0.83
1:S5:88:HIS:HA	1:T5:283:HIS:NE2	1.93	0.83
1:S5:262:TYR:OH	2:S6:391:ARG:O	1.97	0.83
2:U4:55:THR:HG23	2:V3:284:LEU:HG	1.59	0.83
1:U5:89:PRO:CD	1:V4:280:LYS:CD	2.57	0.83
1:V2:329:ASN:ND2	2:V3:175:VAL:HA	1.92	0.83
5:1B:194:THR:HB	5:1B:197:TYR:HB2	1.60	0.83
5:4I:121:ARG:HH12	5:4H:36:ARG:HH21	1.21	0.83
2:I5:55:THR:CB	1:J5:372:GLN:HE21	1.91	0.83
1:N4:89:PRO:HB2	1:O4:280:LYS:HZ2	1.43	0.83
1:O6:171:ILE:HG21	8:O6:501:GTP:H1'	1.61	0.83
2:Q2:129:CYS:SG	1:Q3:96:LYS:HG2	2.18	0.83
1:Q3:128:GLN:HG2	1:R3:290:GLU:OE2	1.77	0.83
2:S0:345:ILE:HD12	1:S1:398:MET:HG3	1.59	0.83
2:S2:261:PRO:HG3	1:S3:406:HIS:CD2	2.14	0.83
1:S5:10:GLY:CA	8:S5:501:GTP:PB	2.67	0.83
2:S6:16:ILE:HG13	9:S6:501:GDP:C5	2.13	0.83
1:U1:89:PRO:CB	1:V0:280:LYS:NZ	2.41	0.83
2:B0:87:PRO:HD2	2:C0:278:SER:CB	2.08	0.83
2:D6:54:ALA:N	2:E6:283:ALA:HB2	1.93	0.83
1:F3:89:PRO:HD2	1:G2:283:HIS:CD2	2.14	0.83
2:G5:54:ALA:HA	2:H5:283:ALA:N	1.94	0.83
1:H0:32:PRO:HG3	5:4H:200:ILE:CG1	2.09	0.83
1:N2:87:PHE:O	1:O2:283:HIS:CE1	2.32	0.83
2:O1:261:PRO:HG3	1:O2:406:HIS:CD2	2.14	0.83
2:O3:122:LYS:HG3	2:P3:291:GLN:HE22	1.40	0.83
1:Q3:89:PRO:HB2	1:R3:280:LYS:HE3	1.61	0.83
2:R0:122:LYS:CG	2:S0:291:GLN:CD	2.43	0.83
1:S1:100:ALA:CA	8:S1:501:GTP:O2G	2.26	0.83

Continued on next page...

Continued from previous page...

Atom-1	Atom-2	Interatomic distance (Å)	Clash overlap (Å)
2:S2:86:ARG:CD	2:T2:281:TYR:HB2	2.09	0.83
1:S5:88:HIS:HB2	1:T5:283:HIS:HB3	1.59	0.83
1:T1:124:LYS:CE	1:U1:297:GLU:CD	2.51	0.83
2:U2:345:ILE:HG23	1:U3:398:MET:CE	2.07	0.83
1:V0:88:HIS:CE1	1:W0:280:LYS:CG	2.61	0.83
2:V5:87:PRO:CG	2:W5:278:SER:CA	2.56	0.83
2:W3:125:GLU:O	3:X2:17:ILE:CA	2.26	0.83
2:A1:283:ALA:CB	2:M1:53:GLU:O	2.27	0.82
2:A5:405:GLU:OE1	3:X2:97:LYS:CE	2.27	0.82
1:A6:396:ASP:CA	3:X3:53:ASN:ND2	2.42	0.82
1:A6:423:GLU:CB	3:X3:104:ARG:NH1	2.30	0.82
1:B3:124:LYS:NZ	1:C3:297:GLU:OE1	2.12	0.82
2:C4:77:ARG:HH12	2:D4:281:TYR:HH	1.24	0.82
1:G4:60:LYS:HZ3	1:H4:282:TYR:HE2	1.26	0.82
2:I1:87:PRO:CB	1:J1:280:LYS:HD3	2.07	0.82
2:K5:304:ASP:OD2	2:N5:281:TYR:HE1	1.60	0.82
2:L1:86:ARG:HA	2:M1:281:TYR:CE2	2.14	0.82
1:N0:60:LYS:CE	1:O0:282:TYR:CG	2.62	0.82
2:Q0:86:ARG:CG	2:R0:281:TYR:CB	2.57	0.82
2:Q4:409:THR:HG23	6:9A:515:ALA:HA	1.55	0.82
1:U5:60:LYS:CG	1:V4:283:HIS:HA	2.08	0.82
2:V5:87:PRO:HG2	2:W5:277:GLY:C	2.04	0.82
2:D6:122:LYS:HZ1	2:E6:291:GLN:HB3	1.42	0.82
2:J6:83:GLN:O	2:K5:281:TYR:OH	1.97	0.82
2:Q0:85:PHE:C	2:R0:281:TYR:CE1	2.57	0.82
2:R0:86:ARG:HA	2:S0:281:TYR:CE2	2.14	0.82
1:V2:60:LYS:CE	1:W2:283:HIS:NE2	2.42	0.82
1:W2:90:GLU:CD	3:X1:4:ASN:CB	2.52	0.82
2:C0:87:PRO:HD3	2:D0:281:TYR:CD2	2.13	0.82
1:G2:54:SER:OG	1:H2:285:GLN:CG	2.27	0.82
1:G4:55:GLU:CB	1:H4:285:GLN:NE2	2.42	0.82
1:K2:88:HIS:NE2	1:L2:284:GLU:CG	2.41	0.82
1:K4:88:HIS:CD2	1:L4:280:LYS:O	2.32	0.82
2:N5:118:ASP:OD1	2:O5:297:LYS:NZ	2.13	0.82
2:O3:15:GLN:OE1	4:Y1:204:MET:HG2	1.78	0.82
2:Q0:87:PRO:CG	2:R0:278:SER:CA	2.57	0.82
2:Q2:86:ARG:HH12	2:R2:282:ARG:HD3	1.43	0.82
2:Q4:386:THR:CG2	6:9A:522:LYS:CE	2.34	0.82
2:R4:386:THR:OG1	6:9A:479:MET:HE3	1.78	0.82
2:S4:251:ARG:NH2	1:S5:97:GLU:OE1	2.12	0.82
2:S4:412:GLU:HB3	6:9A:436:LYS:NZ	1.93	0.82

Continued on next page...

Continued from previous page...

Atom-1	Atom-2	Interatomic distance (Å)	Clash overlap (Å)
2:S6:86:ARG:CG	2:T6:278:SER:HA	2.09	0.82
1:T3:31:GLN:HA	5:6A:196:VAL:CG1	2.08	0.82
1:T3:254:GLU:HG2	2:T4:98:GLY:HA2	1.61	0.82
2:U2:125:GLU:CB	2:V1:336:LYS:NZ	2.42	0.82
1:V0:85:GLN:C	1:W0:283:HIS:HE2	1.87	0.82
1:W0:90:GLU:CG	3:X0:4:ASN:CB	2.57	0.82
1:W0:117:LEU:CD2	3:X0:6:PHE:HB3	2.09	0.82
1:A4:434:GLU:HA	3:X2:100:ARG:NH2	1.93	0.82
2:C2:55:THR:CB	2:D2:284:LEU:HD12	2.09	0.82
2:G3:125:GLU:OE1	2:H3:291:GLN:CG	2.24	0.82
2:G5:83:GLN:CG	2:H5:281:TYR:OH	2.27	0.82
1:J3:420:GLU:CG	1:N2:308:ARG:CD	2.47	0.82
1:K0:88:HIS:NE2	1:L0:284:GLU:HG3	1.92	0.82
1:N2:124:LYS:NZ	1:O2:297:GLU:OE2	2.12	0.82
2:O3:322:SER:HB2	1:O4:222:PRO:O	1.79	0.82
2:O5:256:ASN:ND2	1:O6:182:VAL:HG22	1.94	0.82
2:P5:312:THR:HG22	1:P6:181:VAL:HG11	1.60	0.82
2:S4:245:GLN:O	1:S5:15:GLN:NE2	2.11	0.82
1:W4:90:GLU:OE2	3:X2:4:ASN:HB2	1.79	0.82
1:A0:284:GLU:CG	1:M0:88:HIS:CE1	2.62	0.82
1:B1:282:TYR:CD2	5:2B:9:ARG:CZ	2.62	0.82
1:B1:282:TYR:CE2	5:2B:9:ARG:NH2	2.17	0.82
1:B3:282:TYR:CE1	5:1B:9:ARG:NH1	2.46	0.82
1:C1:88:HIS:HD2	1:D1:284:GLU:H	1.22	0.82
2:D2:58:LYS:HD3	2:E2:280:GLN:HB3	1.58	0.82
2:E4:54:ALA:N	2:F4:283:ALA:HB2	1.94	0.82
1:G4:60:LYS:HE2	1:H4:282:TYR:CD2	2.11	0.82
1:I6:89:PRO:CG	2:J6:278:SER:CA	2.56	0.82
2:J2:320:ARG:CZ	5:2G:148:TYR:CE1	2.43	0.82
1:N0:60:LYS:HD3	1:O0:282:TYR:C	2.04	0.82
2:N5:54:ALA:CA	2:O5:283:ALA:HB2	2.06	0.82
1:N6:206:ASN:OD1	8:N6:501:GTP:O2'	1.96	0.82
1:Q3:127:ASP:CG	1:R3:293:ASN:ND2	2.36	0.82
1:R1:262:TYR:CE1	2:R2:393:ALA:CB	2.62	0.82
2:R4:247:ASN:ND2	1:R5:11:GLN:OE1	2.13	0.82
1:R5:10:GLY:HA3	8:R5:501:GTP:PB	2.19	0.82
1:T1:29:GLY:CA	5:7A:196:VAL:CG2	2.57	0.82
1:T1:56:THR:OG1	1:U1:285:GLN:HA	1.79	0.82
2:T4:324:LYS:HE3	1:T5:210:TYR:CA	2.10	0.82
2:T6:143:THR:HB	9:T6:501:GDP:O3B	1.78	0.82
1:V2:62:VAL:HG11	1:W2:283:HIS:C	2.05	0.82

Continued on next page...

Continued from previous page...

Atom-1	Atom-2	Interatomic distance (Å)	Clash overlap (Å)
1:V4:85:GLN:HA	1:W4:283:HIS:CE1	2.14	0.82
1:A0:283:HIS:HA	1:M0:60:LYS:HD2	1.61	0.82
2:A1:54:ALA:HA	2:B0:283:ALA:CB	2.09	0.82
2:A5:54:ALA:HB1	2:B4:282:ARG:C	2.05	0.82
1:A6:396:ASP:CG	3:X3:53:ASN:HD22	1.88	0.82
1:H0:363:VAL:HA	5:4H:197:TYR:CE1	2.13	0.82
1:I4:89:PRO:HG2	2:J4:278:SER:CA	2.07	0.82
1:K0:308:ARG:HD2	1:N0:283:HIS:HA	1.60	0.82
2:O5:86:ARG:CZ	2:P5:278:SER:OG	2.27	0.82
2:Q0:87:PRO:CG	2:R0:277:GLY:C	2.53	0.82
2:Q2:389:PHE:CE2	6:9B:519:TRP:CG	2.67	0.82
1:Q3:60:LYS:CE	1:R3:282:TYR:O	2.22	0.82
2:Q4:389:PHE:HB3	6:9A:522:LYS:HZ2	1.42	0.82
1:U5:89:PRO:CD	1:V4:280:LYS:CE	2.51	0.82
1:A2:393:HIS:HE1	3:X1:30:ARG:HE	0.85	0.82
2:A3:55:THR:H	2:B2:283:ALA:CA	1.90	0.82
2:G5:58:LYS:HD3	2:H5:280:GLN:O	1.79	0.82
1:N2:127:ASP:CG	1:O2:289:ALA:O	2.23	0.82
2:P3:350:LYS:HG3	1:P4:179:THR:O	1.79	0.82
2:Q2:392:LYS:HG2	6:9B:519:TRP:CE2	2.14	0.82
2:R2:122:LYS:HG2	2:S2:291:GLN:HG2	1.61	0.82
2:R2:323:MET:HG3	1:R3:224:TYR:CE1	2.15	0.82
2:R6:12:CYS:CB	9:R6:501:GDP:O5'	2.28	0.82
1:W2:329:ASN:ND2	2:W3:175:VAL:HG13	1.94	0.82
1:W4:260:VAL:HB	2:W5:397:TRP:HZ2	1.44	0.82
2:B0:87:PRO:CG	2:C0:278:SER:OG	2.27	0.82
1:E3:62:VAL:CG2	1:F3:283:HIS:HA	2.09	0.82
2:G3:54:ALA:HB2	2:H3:282:ARG:C	1.95	0.82
1:N4:353:VAL:HG22	2:N5:177:ASP:CG	2.04	0.82
2:O5:15:GLN:HE21	4:Y2:204:MET:CE	1.93	0.82
2:P3:404:ASP:OD1	6:9B:554:LYS:CB	2.15	0.82
1:Q1:60:LYS:CD	1:R1:282:TYR:O	2.24	0.82
2:Q2:406:MET:HA	6:9B:515:ALA:HA	1.61	0.82
1:Q5:55:GLU:O	1:R5:285:GLN:HB3	1.80	0.82
1:Q5:171:ILE:HG21	8:Q5:501:GTP:C1'	2.09	0.82
2:R2:87:PRO:HD2	2:S2:281:TYR:CD2	2.10	0.82
2:U2:55:THR:HG22	2:V1:284:LEU:H	1.42	0.82
1:U5:56:THR:HG23	1:V4:285:GLN:HA	0.82	0.82
1:U5:89:PRO:CG	1:V4:280:LYS:CD	2.53	0.82
5:7B:71:TYR:C	5:7C:121:ARG:NH2	2.25	0.82
1:B1:89:PRO:CB	1:C1:280:LYS:HZ2	1.74	0.82

Continued on next page...

Continued from previous page...

Atom-1	Atom-2	Interatomic distance (Å)	Clash overlap (Å)
1:C5:89:PRO:HG3	1:D5:279:GLU:C	2.05	0.82
1:H0:31:GLN:HG3	5:4H:199:ILE:CD1	2.10	0.82
1:I4:89:PRO:HG3	2:J4:277:GLY:O	1.78	0.82
2:O1:246:LEU:HD11	8:O2:501:GTP:H5"	1.62	0.82
2:P3:386:THR:CG2	6:9B:572:LYS:HZ1	1.89	0.82
1:P4:128:GLN:CG	1:Q3:290:GLU:OE2	2.27	0.82
2:P5:406:MET:CE	6:9A:553:LYS:HB2	2.10	0.82
2:Q0:87:PRO:HG3	2:R0:277:GLY:O	1.77	0.82
2:Q2:86:ARG:NH1	2:R2:282:ARG:NH1	2.27	0.82
2:Q2:324:LYS:HD3	1:Q3:222:PRO:HG2	1.62	0.82
2:Q4:390:ARG:HH12	6:9A:523:LYS:HG3	1.44	0.82
2:R2:260:PHE:HE1	1:R3:402:ARG:O	1.61	0.82
2:T0:84:ILE:C	2:U0:281:TYR:CE1	2.58	0.82
1:T3:56:THR:CB	1:U3:285:GLN:HA	2.10	0.82
1:V2:329:ASN:HD21	2:V3:175:VAL:HG13	1.44	0.82
1:W2:254:GLU:HG3	2:W3:98:GLY:HA2	1.61	0.82
2:A1:54:ALA:HB1	2:B0:282:ARG:O	1.80	0.82
2:A3:55:THR:OG1	2:B2:284:LEU:HG	1.79	0.82
1:A6:434:GLU:CD	3:X3:100:ARG:CD	2.52	0.82
1:B1:88:HIS:HD2	1:C1:284:GLU:CG	1.92	0.82
1:G0:364:PRO:N	5:4I:197:TYR:CE1	2.48	0.82
1:G2:56:THR:OG1	1:H2:284:GLU:C	2.21	0.82
1:L2:85:GLN:O	1:M2:282:TYR:HE2	1.62	0.82
2:L3:58:LYS:NZ	2:M3:280:GLN:HB2	1.94	0.82
1:P6:171:ILE:CG2	8:P6:501:GTP:H1'	2.09	0.82
1:V2:124:LYS:CD	1:W2:290:GLU:OE2	2.27	0.82
2:V3:86:ARG:HH22	2:W3:282:ARG:HD2	1.45	0.82
5:2I:124:ASP:HB3	5:2I:131:ILE:HG12	1.61	0.82
5:7A:77:LYS:HD2	5:7B:89:LYS:HZ2	1.42	0.82
5:5A:77:LYS:HD2	5:5B:89:LYS:HZ2	1.41	0.82
1:A2:60:LYS:HZ1	1:B1:283:HIS:CE1	1.98	0.81
1:A2:434:GLU:CG	3:X1:100:ARG:HD3	2.10	0.81
2:A3:53:GLU:C	2:B2:283:ALA:CB	2.53	0.81
2:A3:60:VAL:CG1	2:B2:281:TYR:HB3	2.10	0.81
1:A4:400:ALA:C	3:X2:52:THR:HG1	1.85	0.81
1:A6:283:HIS:CA	1:M6:60:LYS:HD3	2.07	0.81
2:B2:60:VAL:HG12	2:C2:281:TYR:HD1	1.45	0.81
2:E2:84:ILE:HA	2:F2:281:TYR:HE1	1.45	0.81
1:G0:56:THR:HA	1:H0:285:GLN:HG3	1.61	0.81
1:N4:249:ASN:HB2	2:N5:11:GLN:NE2	1.95	0.81
1:Q5:60:LYS:CD	1:R5:282:TYR:HB3	2.10	0.81

Continued on next page...

Continued from previous page...

Atom-1	Atom-2	Interatomic distance (Å)	Clash overlap (Å)
1:S5:144:GLY:N	8:S5:501:GTP:O2G	2.12	0.81
2:U2:54:ALA:C	2:V1:283:ALA:HA	2.04	0.81
2:V1:344:TRP:HZ3	1:V2:403:ALA:HB2	1.43	0.81
1:C5:89:PRO:C	1:D5:280:LYS:CG	2.53	0.81
2:D2:83:GLN:O	2:E2:281:TYR:OH	1.97	0.81
2:J2:320:ARG:CZ	5:2G:148:TYR:HE1	1.90	0.81
2:J6:58:LYS:HD2	2:K5:280:GLN:O	1.80	0.81
1:K2:88:HIS:CA	1:L2:283:HIS:CG	2.62	0.81
2:K5:122:LYS:HA	2:L5:291:GLN:HE21	1.43	0.81
2:N5:12:CYS:CB	9:N5:501:GDP:O1A	2.28	0.81
2:O3:390:ARG:HH21	6:9B:615:ARG:HH22	1.26	0.81
2:O5:86:ARG:NH1	2:P5:278:SER:CB	2.37	0.81
1:O6:171:ILE:CG2	8:O6:501:GTP:O2'	2.28	0.81
2:Q2:261:PRO:HG3	1:Q3:406:HIS:CE1	2.14	0.81
1:S5:88:HIS:HB2	1:T5:283:HIS:CG	2.14	0.81
2:S6:122:LYS:CD	2:T6:291:GLN:NE2	2.43	0.81
2:V5:84:ILE:O	2:W5:281:TYR:HD1	1.62	0.81
2:A3:283:ALA:HB2	2:M3:54:ALA:C	2.05	0.81
1:A6:397:LEU:CD1	3:X3:30:ARG:NH2	2.41	0.81
1:A6:420:GLU:CG	3:X3:109:GLN:CG	2.55	0.81
2:D6:86:ARG:CZ	2:E6:278:SER:OG	2.28	0.81
2:F4:122:LYS:CD	2:G3:291:GLN:HE21	1.91	0.81
1:H4:89:PRO:HB2	1:I4:280:LYS:HZ2	0.99	0.81
2:I1:60:VAL:CB	1:J1:283:HIS:O	2.28	0.81
1:I2:89:PRO:CG	2:J2:277:GLY:HA3	2.10	0.81
1:K4:89:PRO:HD3	1:L4:279:GLU:O	1.79	0.81
2:K5:83:GLN:CA	2:L5:281:TYR:OH	2.27	0.81
2:K5:122:LYS:CA	2:L5:291:GLN:NE2	2.43	0.81
1:N2:263:PRO:HD3	2:N3:396:HIS:CE1	2.14	0.81
1:N4:228:ASN:OD1	8:N4:501:GTP:C6	2.32	0.81
2:N5:345:ILE:CG2	1:N6:398:MET:HE1	2.11	0.81
2:P1:46:ARG:NH2	1:P2:76:ASP:OD2	2.13	0.81
1:P2:324:VAL:HG11	2:P3:219:THR:CG2	2.09	0.81
1:P4:90:GLU:CG	1:Q3:280:LYS:HE3	2.09	0.81
1:P6:171:ILE:CB	8:P6:501:GTP:H1'	2.10	0.81
2:Q0:87:PRO:CG	2:R0:278:SER:CB	2.57	0.81
1:Q5:60:LYS:HD2	1:R5:282:TYR:C	2.05	0.81
1:R1:261:PRO:HA	2:R2:394:PHE:CD1	2.14	0.81
2:R2:122:LYS:NZ	2:S2:292:GLN:HG3	1.94	0.81
2:R4:86:ARG:HH12	2:S4:282:ARG:HG2	0.68	0.81
2:R4:390:ARG:N	6:9A:476:TRP:CE3	2.45	0.81

Continued on next page...

Continued from previous page...

Atom-1	Atom-2	Interatomic distance (Å)	Clash overlap (Å)
1:S1:101:ASN:N	8:S1:501:GTP:O2G	2.12	0.81
2:S4:122:LYS:HG2	2:T4:291:GLN:NE2	1.94	0.81
2:S6:86:ARG:NE	2:T6:282:ARG:N	2.28	0.81
2:T4:2:ARG:HH22	1:T5:71:GLU:HG3	1.44	0.81
2:T4:323:MET:HE3	1:T5:224:TYR:CE2	2.15	0.81
2:T6:54:ALA:HA	2:U6:283:ALA:CA	2.09	0.81
2:U2:251:ARG:HD2	1:U3:105:ARG:NH1	1.95	0.81
2:U4:55:THR:H	2:V3:283:ALA:HA	1.01	0.81
2:U4:60:VAL:HG11	2:V3:281:TYR:O	1.80	0.81
2:U6:125:GLU:HB2	2:V5:336:LYS:NZ	1.95	0.81
2:W1:323:MET:HB3	1:W2:210:TYR:OH	1.78	0.81
5:2G:46:ARG:HD2	5:2G:166:PHE:CG	2.16	0.81
1:A6:397:LEU:HD12	3:X3:30:ARG:NH1	1.94	0.81
2:D0:86:ARG:NH1	2:E0:282:ARG:HD3	1.95	0.81
2:H5:122:LYS:NZ	2:I5:291:GLN:O	2.13	0.81
2:K1:85:PHE:C	2:L1:281:TYR:CE1	2.58	0.81
2:K3:53:GLU:O	2:L3:283:ALA:HB3	1.79	0.81
2:O5:15:GLN:CA	4:Y2:204:MET:CE	2.56	0.81
2:P3:346:PRO:HG2	1:P4:394:LYS:CG	2.09	0.81
2:S4:386:THR:HG22	6:9A:440:LEU:CD1	2.07	0.81
1:S5:62:VAL:HG11	1:T5:283:HIS:HB3	1.61	0.81
2:T0:84:ILE:O	2:U0:281:TYR:CE1	2.33	0.81
2:W5:122:LYS:O	3:X3:45:LEU:CD1	2.28	0.81
5:1A:46:ARG:HD2	5:1A:166:PHE:CG	2.16	0.81
5:6A:77:LYS:HD2	5:6B:89:LYS:HZ2	1.46	0.81
5:1G:46:ARG:HD2	5:1G:166:PHE:CG	2.16	0.81
2:B4:86:ARG:NH2	2:C4:282:ARG:HG2	1.94	0.81
2:C2:86:ARG:HH12	2:D2:282:ARG:CB	1.93	0.81
2:E2:53:GLU:C	2:F2:283:ALA:HB2	2.06	0.81
1:E5:56:THR:HA	1:F5:285:GLN:HB3	1.62	0.81
2:K3:86:ARG:CA	2:L3:281:TYR:CD2	2.63	0.81
1:N0:86:LEU:N	1:O0:283:HIS:CE1	2.48	0.81
2:P3:404:ASP:OD2	6:9B:554:LYS:C	2.23	0.81
2:Q0:60:VAL:HG11	2:R0:281:TYR:HA	0.93	0.81
2:S0:86:ARG:CB	2:T0:281:TYR:CG	2.63	0.81
1:S1:364:PRO:CB	5:7B:197:TYR:CE1	2.62	0.81
2:T2:345:ILE:CG2	1:T3:398:MET:HE2	2.10	0.81
1:A4:60:LYS:NZ	1:B3:283:HIS:NE2	2.18	0.81
2:C4:86:ARG:NE	2:D4:282:ARG:HA	1.95	0.81
1:D3:128:GLN:CD	1:E3:290:GLU:HG3	2.04	0.81
1:F5:89:PRO:HG2	1:G4:280:LYS:CG	2.11	0.81

Continued on next page...

Continued from previous page...

Atom-1	Atom-2	Interatomic distance (Å)	Clash overlap (Å)
2:G1:58:LYS:NZ	2:H1:280:GLN:C	2.35	0.81
1:H4:88:HIS:CE1	1:I4:280:LYS:HB3	2.16	0.81
1:J3:363:VAL:C	5:2G:197:TYR:HH	1.87	0.81
1:J3:364:PRO:CA	5:2G:197:TYR:CZ	2.52	0.81
2:K1:306:ARG:CB	2:N1:281:TYR:CE2	2.58	0.81
1:N4:286:LEU:HD12	1:N4:291:ILE:HG21	1.60	0.81
1:N6:140:SER:HB2	8:N6:501:GTP:H4'	1.61	0.81
2:O1:128:ASP:OD2	1:O2:96:LYS:NZ	2.14	0.81
1:O2:123:ARG:HH22	1:P2:297:GLU:CG	1.94	0.81
2:O3:222:TYR:CB	4:Y1:203:THR:HG23	2.11	0.81
1:O4:326:LYS:HZ1	2:O5:212:PHE:HB2	1.46	0.81
2:R2:331:LEU:HD21	1:R3:176:GLN:HB3	1.62	0.81
1:R5:54:SER:CA	1:S5:285:GLN:NE2	2.43	0.81
1:S1:326:LYS:CD	2:S2:212:PHE:HE1	1.94	0.81
2:S4:324:LYS:HD3	1:S5:210:TYR:HB3	1.63	0.81
1:U5:60:LYS:HD3	1:V4:283:HIS:HD2	0.98	0.81
1:V2:127:ASP:CB	1:W2:293:ASN:ND2	2.40	0.81
2:W1:121:ARG:NE	3:X1:43:GLN:HB3	1.93	0.81
5:1E:46:ARG:HD2	5:1E:166:PHE:CG	2.16	0.81
5:2F:46:ARG:HD2	5:2F:166:PHE:CG	2.16	0.81
1:B1:89:PRO:CD	1:C1:280:LYS:CG	2.51	0.81
1:B3:89:PRO:CG	1:C3:280:LYS:HG3	2.04	0.81
2:E0:58:LYS:HD3	2:F0:280:GLN:C	2.03	0.81
2:I1:84:ILE:N	1:J1:283:HIS:HE1	1.77	0.81
2:J4:406:MET:HE3	2:N3:304:ASP:CB	2.09	0.81
2:K3:85:PHE:O	2:L3:281:TYR:CE1	2.34	0.81
2:L1:86:ARG:CA	2:M1:281:TYR:CD1	2.63	0.81
1:O6:60:LYS:HD2	1:P6:283:HIS:HA	1.61	0.81
1:Q1:86:LEU:O	1:R1:283:HIS:ND1	2.14	0.81
1:Q1:329:ASN:ND2	2:Q2:208:TYR:HE2	1.79	0.81
1:Q5:90:GLU:OE2	1:R5:280:LYS:CD	2.28	0.81
2:R6:58:LYS:HZ1	2:S6:280:GLN:HB2	1.44	0.81
1:S1:263:PRO:HG3	2:S2:396:HIS:CD2	2.15	0.81
1:S5:90:GLU:OE1	1:T5:280:LYS:CG	2.28	0.81
1:S5:352:LYS:HE2	2:S6:99:ASN:ND2	1.95	0.81
2:T0:86:ARG:NH2	2:U0:282:ARG:HA	1.94	0.81
2:U2:87:PRO:HG2	2:V1:278:SER:HB2	1.61	0.81
2:V5:87:PRO:CG	2:W5:278:SER:CB	2.50	0.81
2:A5:54:ALA:HA	2:B4:283:ALA:N	1.96	0.81
1:B5:128:GLN:OE1	1:C5:285:GLN:HG2	1.81	0.81
2:E6:58:LYS:NZ	2:F6:280:GLN:C	2.39	0.81

Continued on next page...

Continued from previous page...

Atom-1	Atom-2	Interatomic distance (Å)	Clash overlap (Å)
1:G0:55:GLU:N	1:H0:285:GLN:OE1	2.14	0.81
2:J4:320:ARG:NH2	5:1G:143:LYS:CG	2.43	0.81
2:L3:87:PRO:HG2	2:M3:278:SER:N	1.94	0.81
1:O2:329:ASN:ND2	2:O3:208:TYR:HE2	1.78	0.81
2:O3:389:PHE:CD2	6:9B:604:GLU:HB3	2.15	0.81
2:O5:10:GLY:CA	9:O5:501:GDP:O1B	2.28	0.81
2:O5:15:GLN:HB3	4:Y2:204:MET:CE	2.10	0.81
2:Q0:87:PRO:CD	2:R0:278:SER:CA	2.58	0.81
1:S1:62:VAL:HG21	1:T1:283:HIS:O	1.81	0.81
1:U3:90:GLU:OE2	1:V2:216:ASN:OD1	1.99	0.81
5:2A:46:ARG:HD2	5:2A:166:PHE:CG	2.16	0.81
2:E2:84:ILE:C	2:F2:281:TYR:HE1	1.89	0.81
2:E6:122:LYS:NZ	2:F6:291:GLN:NE2	2.29	0.81
1:F3:60:LYS:NZ	1:G2:282:TYR:HD1	1.77	0.81
1:I0:60:LYS:CD	2:J0:280:GLN:O	2.27	0.81
1:K2:88:HIS:HD2	1:L2:283:HIS:C	1.89	0.81
2:Q0:86:ARG:CA	2:R0:281:TYR:CG	2.62	0.81
1:U3:351:PHE:O	2:U4:177:ASP:O	1.98	0.81
2:W1:122:LYS:HE3	3:X1:38:THR:H	1.44	0.81
2:W5:122:LYS:C	3:X3:45:LEU:CD1	2.50	0.81
5:1D:46:ARG:HD2	5:1D:166:PHE:CG	2.16	0.81
5:1F:46:ARG:HD2	5:1F:166:PHE:CG	2.16	0.81
5:3D:46:ARG:HD2	5:3D:166:PHE:CG	2.16	0.81
5:3E:46:ARG:HD2	5:3E:166:PHE:CG	2.16	0.81
5:6B:11:MET:HB2	5:6B:191:SER:HB3	1.63	0.81
5:5D:46:ARG:HD2	5:5D:166:PHE:CG	2.16	0.81
1:A2:396:ASP:CG	3:X1:53:ASN:OD1	2.24	0.81
1:F1:60:LYS:HE2	1:G0:282:TYR:CE1	2.15	0.81
1:F1:88:HIS:CE1	1:G0:284:GLU:HG3	2.16	0.81
1:G0:282:TYR:CD1	5:4I:9:ARG:NH2	2.49	0.81
2:L5:86:ARG:CD	2:M5:281:TYR:CG	2.63	0.81
2:N1:87:PRO:HG2	2:O1:278:SER:HB2	1.64	0.81
1:N6:88:HIS:CE1	1:O6:280:LYS:CB	2.63	0.81
2:Q0:86:ARG:HH11	2:R0:282:ARG:NE	1.78	0.81
2:Q4:60:VAL:CB	2:R4:281:TYR:O	2.28	0.81
2:R4:1:MET:SD	1:R5:72:PRO:HG2	2.21	0.81
1:T5:25:CYS:O	5:5A:196:VAL:HG11	1.80	0.81
1:V0:348:PRO:HG3	2:V1:384:GLN:HA	1.62	0.81
2:V1:87:PRO:HD2	2:W1:278:SER:CA	2.11	0.81
5:2E:46:ARG:HD2	5:2E:166:PHE:CG	2.16	0.81
5:3G:46:ARG:HD2	5:3G:166:PHE:CG	2.16	0.81

Continued on next page...

Continued from previous page...

Atom-1	Atom-2	Interatomic distance (Å)	Clash overlap (Å)
5:4J:46:ARG:HD2	5:4J:166:PHE:CG	2.16	0.81
5:2I:46:ARG:HD2	5:2I:166:PHE:CG	2.16	0.81
5:4I:46:ARG:HD2	5:4I:166:PHE:CG	2.16	0.81
1:A2:422:ARG:NE	3:X1:55:SER:CB	2.43	0.80
1:C3:90:GLU:HB2	1:D3:280:LYS:HE3	1.63	0.80
1:E1:60:LYS:HE2	1:F1:282:TYR:CD2	2.14	0.80
1:G0:89:PRO:CD	1:H0:280:LYS:HD3	1.89	0.80
2:K5:55:THR:HB	2:L5:284:LEU:CG	2.11	0.80
1:N4:10:GLY:HA3	8:N4:501:GTP:O1B	1.82	0.80
2:O3:15:GLN:CB	4:Y1:204:MET:HE1	1.79	0.80
2:O3:412:GLU:CD	6:9B:607:LEU:CD1	2.54	0.80
2:P5:86:ARG:HH21	2:Q4:278:SER:HA	1.44	0.80
2:Q2:86:ARG:HH11	2:R2:282:ARG:CG	1.94	0.80
1:Q3:262:TYR:CE1	2:Q4:393:ALA:HA	2.16	0.80
2:R4:409:THR:HB	6:9A:475:ALA:HB2	1.62	0.80
1:S3:353:VAL:HG22	2:S4:177:ASP:HB3	1.63	0.80
1:S5:171:ILE:HG12	8:S5:501:GTP:N3	1.95	0.80
1:V0:143:GLY:HA3	8:V0:501:GTP:O2B	1.80	0.80
2:V1:129:CYS:SG	1:V2:96:LYS:HG3	2.20	0.80
1:V4:127:ASP:HB3	1:W4:293:ASN:OD1	1.81	0.80
1:V4:329:ASN:ND2	2:V5:175:VAL:HG22	1.97	0.80
2:W3:125:GLU:O	3:X2:17:ILE:HG23	1.81	0.80
5:1B:11:MET:HB2	5:1B:191:SER:HB3	1.63	0.80
5:2F:192:ILE:HG13	5:2F:198:PHE:HD1	1.46	0.80
1:A2:89:PRO:CG	1:B1:280:LYS:CD	2.59	0.80
1:A6:290:GLU:HG2	1:M6:128:GLN:OE1	1.82	0.80
1:A6:420:GLU:N	3:X3:108:TYR:CE1	2.48	0.80
2:C2:58:LYS:CE	2:D2:280:GLN:CB	2.59	0.80
2:D2:122:LYS:HG3	2:E2:291:GLN:HG3	1.62	0.80
1:E1:89:PRO:HG2	1:F1:280:LYS:HG3	1.63	0.80
1:G0:362:VAL:C	5:4I:197:TYR:HE1	1.90	0.80
2:G3:55:THR:OG1	2:H3:284:LEU:CD1	2.30	0.80
2:I1:86:ARG:HH21	1:J1:284:GLU:CD	1.88	0.80
1:L4:90:GLU:HG2	1:M4:280:LYS:HD2	1.59	0.80
2:L5:322:SER:C	1:L6:221:ARG:CG	2.45	0.80
1:M0:32:PRO:CG	5:3D:200:ILE:HD11	2.12	0.80
1:N4:286:LEU:CD1	1:N4:291:ILE:HG21	2.10	0.80
2:P5:350:LYS:HG3	1:P6:179:THR:O	1.82	0.80
2:S6:10:GLY:HA3	9:S6:501:GDP:O2B	1.79	0.80
2:U4:83:GLN:CB	2:V3:281:TYR:OH	2.28	0.80
1:V0:329:ASN:ND2	2:V1:175:VAL:HG13	1.95	0.80

Continued on next page...

Continued from previous page...

Atom-1	Atom-2	Interatomic distance (Å)	Clash overlap (Å)
1:V2:329:ASN:HD22	2:V3:175:VAL:HG13	1.45	0.80
5:1B:46:ARG:HD2	5:1B:166:PHE:CG	2.16	0.80
5:2B:46:ARG:HD2	5:2B:166:PHE:CG	2.16	0.80
2:A1:281:TYR:HD1	2:M1:58:LYS:CE	1.93	0.80
1:H0:26:LEU:HD23	5:4H:197:TYR:CD1	2.16	0.80
1:I0:60:LYS:HE2	2:J0:280:GLN:CB	2.11	0.80
2:L5:1:MET:HE3	1:L6:72:PRO:HG3	1.56	0.80
1:N4:248:LEU:HD11	2:N5:222:TYR:HE2	1.47	0.80
1:N6:85:GLN:C	1:O6:283:HIS:CE1	2.59	0.80
1:P6:171:ILE:HD12	8:P6:501:GTP:N3	1.96	0.80
2:R2:55:THR:OG1	2:S2:362:LYS:NZ	2.14	0.80
2:S0:84:ILE:C	2:T0:281:TYR:HE2	1.88	0.80
1:T5:12:ALA:HB2	8:T5:501:GTP:N9	1.95	0.80
1:U1:60:LYS:HE3	1:V0:282:TYR:O	1.80	0.80
2:W5:125:GLU:O	3:X3:17:ILE:HG12	1.80	0.80
5:2D:11:MET:HB2	5:2D:191:SER:HB3	1.63	0.80
5:3I:46:ARG:HD2	5:3I:166:PHE:CG	2.16	0.80
5:4H:46:ARG:HD2	5:4H:166:PHE:CG	2.16	0.80
5:6B:71:TYR:C	5:6C:121:ARG:NH2	2.25	0.80
5:6D:46:ARG:HD2	5:6D:166:PHE:CG	2.16	0.80
5:5B:46:ARG:HD2	5:5B:166:PHE:CG	2.16	0.80
1:A6:124:LYS:NZ	1:B5:293:ASN:CB	2.44	0.80
2:F4:87:PRO:CG	2:G3:278:SER:OG	2.29	0.80
2:G3:58:LYS:HE2	2:H3:280:GLN:CD	2.05	0.80
2:H1:122:LYS:CG	2:I1:291:GLN:HG3	2.11	0.80
2:I5:84:ILE:HA	1:J5:283:HIS:NE2	1.96	0.80
2:J6:406:MET:HG2	2:N5:306:ARG:NH2	1.33	0.80
2:L5:86:ARG:NE	2:M5:281:TYR:CG	2.49	0.80
1:R5:89:PRO:HD3	1:S5:283:HIS:HD1	1.44	0.80
2:T0:55:THR:HG23	2:U0:362:LYS:HZ1	1.42	0.80
2:T4:346:PRO:HD3	1:T5:397:LEU:HD22	1.64	0.80
1:T5:140:SER:HB2	8:T5:501:GTP:O4'	1.81	0.80
2:W1:122:LYS:HB3	3:X1:45:LEU:HD21	1.62	0.80
1:W2:329:ASN:HD22	2:W3:208:TYR:HE2	1.29	0.80
5:2J:46:ARG:HD2	5:2J:166:PHE:CG	2.16	0.80
5:5C:46:ARG:HD2	5:5C:166:PHE:CG	2.16	0.80
2:C2:86:ARG:NH2	2:D2:282:ARG:CA	2.44	0.80
2:E0:86:ARG:NE	2:F0:282:ARG:NH2	2.28	0.80
2:K3:87:PRO:HD2	2:L3:278:SER:HB3	1.59	0.80
1:K4:89:PRO:HD3	1:L4:280:LYS:HA	1.62	0.80
2:N3:345:ILE:HG23	1:N4:398:MET:CE	2.11	0.80

Continued on next page...

Continued from previous page...

Atom-1	Atom-2	Interatomic distance (Å)	Clash overlap (Å)
1:O6:89:PRO:HG2	1:P6:280:LYS:HG2	1.61	0.80
1:S5:88:HIS:HB2	1:T5:283:HIS:CB	2.10	0.80
2:U0:324:LYS:HD3	1:U1:210:TYR:HB3	1.62	0.80
2:W3:122:LYS:HG2	3:X2:45:LEU:HD21	1.64	0.80
2:W5:127:CYS:O	3:X3:17:ILE:CG2	2.29	0.80
5:2D:46:ARG:HD2	5:2D:166:PHE:CG	2.16	0.80
5:3C:46:ARG:HD2	5:3C:166:PHE:CG	2.16	0.80
5:3H:46:ARG:HD2	5:3H:166:PHE:CG	2.16	0.80
5:3H:77:LYS:HE3	5:3I:99:GLU:CD	2.07	0.80
5:4I:99:GLU:CD	5:4H:77:LYS:HE3	2.07	0.80
1:A0:32:PRO:HG2	5:3C:200:ILE:HD11	1.62	0.80
1:D1:128:GLN:HG2	1:E1:290:GLU:CG	2.11	0.80
2:F2:54:ALA:HA	2:G1:283:ALA:CB	2.11	0.80
1:G0:31:GLN:OE1	5:4I:199:ILE:HD13	1.81	0.80
2:K1:83:GLN:C	2:L1:281:TYR:OH	2.24	0.80
2:L1:86:ARG:CB	2:M1:281:TYR:HB3	2.10	0.80
2:P5:251:ARG:C	1:P6:100:ALA:HB1	2.06	0.80
2:R4:87:PRO:CG	2:S4:278:SER:OG	2.30	0.80
2:R4:390:ARG:CZ	6:9A:476:TRP:O	2.30	0.80
1:R5:364:PRO:HB3	5:5C:197:TYR:CE1	2.16	0.80
2:S2:85:PHE:O	2:T2:281:TYR:CE2	2.35	0.80
2:S4:389:PHE:CD2	6:9A:433:LEU:CD2	2.62	0.80
2:V1:58:LYS:NZ	2:W1:280:GLN:HB3	1.96	0.80
2:V1:84:ILE:HA	2:W1:281:TYR:CE1	2.16	0.80
2:W1:122:LYS:NZ	3:X1:38:THR:CB	2.38	0.80
1:W4:329:ASN:HD21	2:W5:175:VAL:HG13	1.46	0.80
2:W5:121:ARG:NH2	3:X3:43:GLN:HE21	1.79	0.80
5:1D:2:ALA:CB	5:1D:162:PHE:CE2	2.64	0.80
5:3C:72:ALA:HB3	5:3D:121:ARG:NH1	1.96	0.80
5:3F:46:ARG:HD2	5:3F:166:PHE:CG	2.16	0.80
2:F4:54:ALA:HA	2:G3:283:ALA:HB2	1.63	0.80
2:L5:323:MET:H	1:L6:221:ARG:CB	1.83	0.80
2:L5:347:ASN:HD21	1:L6:176:GLN:C	1.87	0.80
2:R4:346:PRO:CB	1:R5:394:LYS:HD2	2.11	0.80
1:S5:88:HIS:CA	1:T5:283:HIS:CG	2.65	0.80
1:U5:56:THR:OG1	1:V4:285:GLN:CA	2.28	0.80
1:W2:206:ASN:OD1	8:W2:501:GTP:N2	2.13	0.80
5:1E:77:LYS:HZ1	5:1F:89:LYS:NZ	1.78	0.80
5:2C:46:ARG:HD2	5:2C:166:PHE:CG	2.16	0.80
5:3J:46:ARG:HD2	5:3J:166:PHE:CG	2.16	0.80
5:7D:46:ARG:HD2	5:7D:166:PHE:CG	2.16	0.80

Continued on next page...

Continued from previous page...

Atom-1	Atom-2	Interatomic distance (Å)	Clash overlap (Å)
1:A6:434:GLU:OE1	3:X3:100:ARG:CG	2.30	0.80
1:E1:124:LYS:NZ	1:F1:297:GLU:OE1	2.11	0.80
1:E3:62:VAL:HG21	1:F3:283:HIS:CB	2.11	0.80
2:E6:60:VAL:HG22	2:F6:281:TYR:HD1	1.45	0.80
2:F4:86:ARG:HG2	2:G3:281:TYR:HB2	1.61	0.80
1:F5:88:HIS:CD2	1:G4:283:HIS:HB3	2.16	0.80
2:G5:87:PRO:HD2	2:H5:278:SER:OG	1.82	0.80
2:K1:86:ARG:CG	2:L1:281:TYR:HB2	2.06	0.80
2:K3:60:VAL:HG11	2:L3:281:TYR:HA	0.80	0.80
1:L0:89:PRO:HB2	1:M0:280:LYS:HD3	1.64	0.80
1:N4:88:HIS:CE1	1:O4:280:LYS:HB3	2.17	0.80
2:N5:327:ASP:HB3	1:N6:177:VAL:CG1	2.11	0.80
1:O2:60:LYS:HZ2	1:P2:283:HIS:CD2	1.97	0.80
1:O4:439:SER:HB3	2:O5:390:ARG:HH22	1.46	0.80
2:Q2:324:LYS:HD3	1:Q3:222:PRO:CD	2.12	0.80
1:S1:62:VAL:HG22	1:T1:283:HIS:HA	1.61	0.80
1:S1:326:LYS:HG3	2:S2:212:PHE:HZ	1.46	0.80
1:V2:254:GLU:HG3	2:V3:98:GLY:CA	2.11	0.80
1:V4:90:GLU:N	1:W4:280:LYS:HE2	1.97	0.80
5:1C:72:ALA:CB	5:1D:117:MET:HE1	2.12	0.80
5:7A:46:ARG:HD2	5:7A:166:PHE:CG	2.16	0.80
5:7B:46:ARG:HD2	5:7B:166:PHE:CG	2.16	0.80
5:6D:2:ALA:CB	5:6D:162:PHE:CE2	2.65	0.80
1:B5:90:GLU:CG	1:C5:280:LYS:HD2	2.09	0.80
2:C0:60:VAL:CB	2:D0:281:TYR:CA	2.58	0.80
2:G3:122:LYS:HZ1	2:H3:291:GLN:HG2	1.47	0.80
2:L3:86:ARG:HH11	2:M3:282:ARG:CB	1.94	0.80
2:N1:350:LYS:HA	1:N2:179:THR:O	1.81	0.80
1:O4:231:ILE:CD1	8:O4:501:GTP:HN21	1.94	0.80
2:Q2:389:PHE:C	6:9B:519:TRP:CH2	2.39	0.80
1:S1:245:ASP:OD1	2:S2:75:SER:HB3	1.82	0.80
2:S2:251:ARG:NH2	1:S3:97:GLU:OE2	2.15	0.80
2:T0:258:VAL:HG23	1:T1:407:TRP:HZ2	1.46	0.80
1:V0:55:GLU:O	1:W0:285:GLN:CG	2.30	0.80
1:V2:256:GLN:NE2	2:V3:397:TRP:HH2	1.79	0.80
1:A0:196:GLU:OE1	3:X0:113:ARG:NH1	2.15	0.80
2:A5:87:PRO:CD	2:B4:278:SER:OG	2.30	0.80
2:B4:60:VAL:HG11	2:C4:281:TYR:HB3	1.62	0.80
1:C1:88:HIS:NE2	1:D1:284:GLU:OE1	2.15	0.80
2:C2:58:LYS:CE	2:D2:280:GLN:HB2	2.12	0.80
1:I4:62:VAL:CG2	2:J4:281:TYR:CA	2.58	0.80

Continued on next page...

Continued from previous page...

Atom-1	Atom-2	Interatomic distance (Å)	Clash overlap (Å)
2:N3:252:LYS:HE3	1:N4:101:ASN:CG	2.07	0.80
1:O4:329:ASN:CG	2:O5:175:VAL:HG13	2.07	0.80
2:R0:122:LYS:O	2:S0:291:GLN:OE1	2.00	0.80
1:R3:260:VAL:HG23	2:R4:397:TRP:HZ2	1.45	0.80
1:R5:60:LYS:HE2	1:S5:282:TYR:HB3	1.64	0.80
1:R5:87:PHE:O	1:S5:283:HIS:CE1	2.35	0.80
1:R5:140:SER:OG	8:R5:501:GTP:H4'	1.81	0.80
2:S2:255:VAL:HG21	1:S3:100:ALA:O	1.82	0.80
1:S3:60:LYS:HD3	1:T3:282:TYR:CG	2.07	0.80
2:S4:390:ARG:NH2	6:9A:437:ASN:N	2.20	0.80
1:T5:89:PRO:CG	1:U5:280:LYS:HG2	2.11	0.80
1:U3:257:THR:HG21	2:U4:100:ASN:OD1	1.81	0.80
2:V1:77:ARG:HH21	7:8A:307:ALA:HB3	1.46	0.80
1:W6:171:ILE:HG21	8:W6:501:GTP:H1'	1.61	0.80
5:2H:46:ARG:HD2	5:2H:166:PHE:CG	2.16	0.80
5:7C:46:ARG:HD2	5:7C:166:PHE:CG	2.16	0.80
5:5A:46:ARG:HD2	5:5A:166:PHE:CG	2.16	0.80
2:A5:54:ALA:CA	2:B4:283:ALA:CA	2.60	0.79
1:A6:420:GLU:HG3	3:X3:109:GLN:CD	2.07	0.79
2:K3:87:PRO:CD	2:L3:278:SER:OG	2.31	0.79
2:N3:144:GLY:N	9:N3:501:GDP:O2B	2.15	0.79
1:R1:439:SER:HB2	2:R2:390:ARG:NH1	1.98	0.79
2:R4:226:ASN:OD1	9:R4:501:GDP:O6	2.00	0.79
2:S0:246:LEU:HD13	8:S1:501:GTP:C8	2.17	0.79
1:S1:100:ALA:N	8:S1:501:GTP:O2G	2.15	0.79
2:S6:16:ILE:CG1	9:S6:501:GDP:N1	2.34	0.79
1:T1:124:LYS:HZ3	1:U1:297:GLU:HG2	1.47	0.79
1:T3:249:ASN:ND2	2:T4:69:GLU:OE2	2.15	0.79
2:T4:144:GLY:H	9:T4:501:GDP:PB	2.05	0.79
2:V1:84:ILE:CA	2:W1:281:TYR:CE1	2.65	0.79
1:A6:56:THR:CB	1:B5:285:GLN:CA	2.59	0.79
1:A6:264:ARG:HH12	3:X3:118:ILE:CG2	1.94	0.79
2:E2:84:ILE:CA	2:F2:281:TYR:HE1	1.95	0.79
2:I3:87:PRO:CG	1:J3:280:LYS:HD3	2.07	0.79
1:I4:124:LYS:HZ1	2:J4:291:GLN:HE21	1.30	0.79
2:L3:87:PRO:CG	2:M3:277:GLY:C	2.53	0.79
1:N4:326:LYS:CB	2:N5:220:PRO:HG2	2.11	0.79
1:O0:179:THR:HG1	8:O0:501:GTP:HO3'	1.17	0.79
1:P6:88:HIS:CD2	1:Q5:283:HIS:HB3	2.18	0.79
1:T5:171:ILE:CG1	8:T5:501:GTP:N2	2.43	0.79
2:U4:346:PRO:HG3	1:U5:394:LYS:HG2	1.64	0.79

Continued on next page...

Continued from previous page...

Atom-1	Atom-2	Interatomic distance (Å)	Clash overlap (Å)
5:2E:2:ALA:CB	5:2E:162:PHE:CE2	2.64	0.79
5:7B:11:MET:HB2	5:7B:191:SER:HB3	1.63	0.79
5:6C:46:ARG:HD2	5:6C:166:PHE:CG	2.16	0.79
1:B5:88:HIS:CE1	1:C5:280:LYS:HD2	2.17	0.79
2:E2:84:ILE:C	2:F2:281:TYR:CE1	2.60	0.79
1:H2:128:GLN:HE22	1:I2:285:GLN:CB	1.96	0.79
2:P3:251:ARG:HB3	1:P4:100:ALA:HB2	1.63	0.79
5:1E:2:ALA:CB	5:1E:162:PHE:CE2	2.64	0.79
5:7D:2:ALA:CB	5:7D:162:PHE:CE2	2.64	0.79
5:6A:46:ARG:HD2	5:6A:166:PHE:CG	2.16	0.79
5:6B:46:ARG:HD2	5:6B:166:PHE:CG	2.16	0.79
5:6C:72:ALA:N	5:6D:121:ARG:NH2	2.31	0.79
2:C2:55:THR:OG1	2:D2:284:LEU:HB2	1.83	0.79
2:H5:271:ALA:HB3	2:H5:365:ALA:HB3	1.64	0.79
2:J2:83:GLN:HG2	2:K1:281:TYR:OH	1.82	0.79
2:J4:406:MET:CG	2:N3:306:ARG:NE	2.40	0.79
1:K2:89:PRO:HD3	1:L2:283:HIS:HD2	1.44	0.79
2:K5:58:LYS:HE3	2:L5:280:GLN:O	0.69	0.79
1:N4:248:LEU:CD1	2:N5:222:TYR:HE2	1.95	0.79
2:O5:15:GLN:CB	4:Y2:204:MET:HE2	2.00	0.79
1:O6:60:LYS:HD3	1:P6:283:HIS:HD2	1.45	0.79
2:Q2:87:PRO:CA	2:R2:278:SER:OG	2.29	0.79
1:Q3:440:VAL:CG2	6:9A:530:LYS:NZ	2.43	0.79
2:Q4:390:ARG:NH1	6:9A:523:LYS:HG2	1.97	0.79
2:S4:322:SER:HB2	1:S5:222:PRO:O	1.83	0.79
2:T0:60:VAL:CG1	2:U0:281:TYR:CB	2.58	0.79
1:U5:326:LYS:HE3	2:U6:220:PRO:HD2	1.65	0.79
5:2E:72:ALA:N	5:2F:121:ARG:NH2	2.31	0.79
1:B1:89:PRO:C	1:C1:280:LYS:NZ	2.40	0.79
1:C1:62:VAL:HG22	1:D1:283:HIS:O	1.81	0.79
1:H4:123:ARG:NH1	1:I4:293:ASN:OD1	2.15	0.79
2:H5:122:LYS:HZ2	2:I5:291:GLN:CB	1.92	0.79
1:I6:89:PRO:HG2	2:J6:278:SER:HA	1.63	0.79
2:K1:83:GLN:C	2:L1:281:TYR:HH	1.91	0.79
1:K4:90:GLU:CD	1:L4:280:LYS:HD2	2.08	0.79
2:P1:323:MET:HG3	1:P2:224:TYR:CG	2.17	0.79
1:P4:145:THR:CB	8:P4:501:GTP:O1G	2.29	0.79
2:R2:84:ILE:C	2:S2:281:TYR:HE1	1.88	0.79
2:R2:252:LYS:HA	1:R3:100:ALA:HB1	1.64	0.79
2:R2:409:THR:CG2	6:9B:476:TRP:N	2.45	0.79
2:T4:58:LYS:HE2	2:U4:280:GLN:HB3	1.64	0.79

Continued on next page...

Continued from previous page...

Atom-1	Atom-2	Interatomic distance (Å)	Clash overlap (Å)
2:T4:323:MET:HG3	1:T5:224:TYR:CD1	2.16	0.79
2:T6:10:GLY:HA3	9:T6:501:GDP:O1B	1.80	0.79
5:1C:46:ARG:HD2	5:1C:166:PHE:CG	2.16	0.79
5:1C:109:SER:HB3	5:1C:112:ARG:HG3	1.64	0.79
5:2B:74:VAL:HG22	5:2C:110:ARG:HG3	1.63	0.79
6:9B:486:LYS:O	6:9B:490:LYS:HG3	1.82	0.79
2:B2:60:VAL:HG11	2:C2:281:TYR:HA	1.63	0.79
2:C2:86:ARG:HB3	2:D2:281:TYR:HB3	1.58	0.79
1:E1:85:GLN:O	1:F1:283:HIS:NE2	2.16	0.79
1:J5:60:LYS:NZ	1:K4:283:HIS:CD2	2.49	0.79
1:N2:38:SER:CA	4:Y1:255:LYS:NZ	2.43	0.79
1:N6:62:VAL:HG13	1:O6:283:HIS:CB	2.09	0.79
1:N6:171:ILE:HG21	8:N6:501:GTP:H1'	1.63	0.79
1:O4:439:SER:CB	2:O5:390:ARG:HH22	1.94	0.79
2:P5:86:ARG:HH22	2:Q4:278:SER:C	1.91	0.79
1:Q1:206:ASN:OD1	8:Q1:501:GTP:N2	2.16	0.79
1:R3:329:ASN:OD1	2:R4:208:TYR:CE2	2.34	0.79
2:T0:55:THR:CG2	2:U0:362:LYS:HZ2	1.91	0.79
1:T5:12:ALA:HB1	8:T5:501:GTP:C8	2.14	0.79
1:U5:85:GLN:HB3	1:V4:283:HIS:NE2	1.98	0.79
1:V2:60:LYS:HZ1	1:W2:283:HIS:CE1	2.00	0.79
5:3H:2:ALA:CB	5:3H:162:PHE:CE2	2.64	0.79
2:C4:86:ARG:HE	2:D4:282:ARG:HB2	1.45	0.79
1:F5:88:HIS:CD2	1:G4:283:HIS:CB	2.65	0.79
1:N2:87:PHE:O	1:O2:283:HIS:ND1	2.16	0.79
1:N2:329:ASN:OD1	2:N3:208:TYR:HE2	1.66	0.79
2:O3:54:ALA:CA	2:P3:283:ALA:HB2	2.13	0.79
2:Q4:58:LYS:HZ3	2:R4:280:GLN:CB	1.96	0.79
2:Q4:58:LYS:HZ3	2:R4:280:GLN:HB2	1.44	0.79
1:Q5:171:ILE:HG21	8:Q5:501:GTP:O2'	1.83	0.79
2:S4:345:ILE:HD12	1:S5:398:MET:HG3	1.63	0.79
2:T4:245:GLN:HA	1:T5:15:GLN:HE22	1.47	0.79
2:U2:345:ILE:CG2	1:U3:398:MET:HE2	2.08	0.79
1:U3:260:VAL:CG1	2:U4:397:TRP:HE1	1.96	0.79
5:4H:2:ALA:CB	5:4H:162:PHE:CE2	2.64	0.79
2:C0:86:ARG:CZ	2:D0:281:TYR:C	2.54	0.79
2:C0:86:ARG:HA	2:D0:281:TYR:CB	1.80	0.79
2:H5:60:VAL:CG1	2:I5:281:TYR:HA	2.13	0.79
1:J3:128:GLN:CG	1:K2:290:GLU:OE2	2.30	0.79
1:N2:346:TRP:O	2:N3:388:MET:HG2	1.83	0.79
2:N3:331:LEU:HD11	1:N4:176:GLN:OE1	1.82	0.79

Continued on next page...

Continued from previous page...

Atom-1	Atom-2	Interatomic distance (Å)	Clash overlap (Å)
1:N4:435:VAL:HG22	2:N5:391:ARG:NH2	1.97	0.79
2:O5:15:GLN:HA	4:Y2:204:MET:CE	2.06	0.79
2:Q0:86:ARG:NH1	2:R0:282:ARG:CA	2.46	0.79
1:Q1:326:LYS:HD3	2:Q2:220:PRO:HG3	1.63	0.79
2:R0:122:LYS:HG3	2:S0:291:GLN:OE1	1.83	0.79
2:R2:258:VAL:HB	1:R3:407:TRP:CZ2	2.17	0.79
2:R4:392:LYS:HE2	6:9A:473:PHE:CD1	2.17	0.79
1:S1:60:LYS:CG	1:T1:282:TYR:CD1	2.59	0.79
1:S3:144:GLY:H	8:S3:501:GTP:PG	2.05	0.79
2:T4:87:PRO:HD2	2:U4:278:SER:CB	2.12	0.79
2:T4:255:VAL:HG21	1:T5:102:ASN:OD1	1.82	0.79
2:U2:54:ALA:HA	2:V1:283:ALA:HA	1.63	0.79
2:W1:126:SER:HB2	3:X1:36:ARG:NH2	1.98	0.79
2:W3:276:ARG:HG2	7:8B:302:LEU:CD2	2.13	0.79
2:B2:60:VAL:HG21	2:C2:281:TYR:O	1.83	0.79
1:F3:365:GLY:HA2	5:3J:6:ARG:HH22	1.47	0.79
2:G1:87:PRO:HB2	2:H1:216:LYS:NZ	1.97	0.79
2:G5:54:ALA:CA	2:H5:282:ARG:O	2.29	0.79
2:I5:52:ASN:HB3	1:J5:285:GLN:NE2	1.98	0.79
2:P5:406:MET:CE	6:9A:554:LYS:HG3	2.13	0.79
1:R1:85:GLN:O	1:S1:283:HIS:NE2	2.16	0.79
1:R1:89:PRO:HD3	1:S1:283:HIS:ND1	1.98	0.79
2:S6:86:ARG:NH2	2:T6:282:ARG:N	2.27	0.79
1:T3:88:HIS:CE1	1:U3:284:GLU:CG	2.65	0.79
2:W1:125:GLU:HA	3:X1:17:ILE:CG1	2.13	0.79
1:W6:143:GLY:CA	8:W6:501:GTP:O1A	2.31	0.79
2:B0:58:LYS:NZ	2:C0:281:TYR:CE1	2.51	0.79
1:E1:56:THR:HG23	1:F1:285:GLN:HA	1.65	0.79
1:G0:282:TYR:CE2	5:4I:9:ARG:NH2	2.50	0.79
1:G2:85:GLN:HB3	1:H2:283:HIS:CE1	2.17	0.79
2:N1:53:GLU:O	2:O1:283:ALA:CB	2.30	0.79
1:N2:87:PHE:C	1:O2:283:HIS:ND1	2.41	0.79
2:N3:261:PRO:HG3	1:N4:406:HIS:CD2	2.18	0.79
1:N4:124:LYS:CE	1:O4:297:GLU:OE1	2.30	0.79
2:N5:87:PRO:HD3	2:O5:278:SER:CB	2.11	0.79
2:O5:405:GLU:CB	6:9A:597:LYS:HD3	2.11	0.79
1:Q3:86:LEU:O	1:R3:283:HIS:NE2	2.16	0.79
2:S4:406:MET:HE1	6:9A:429:TYR:H	1.46	0.79
1:W2:143:GLY:HA3	8:W2:501:GTP:PB	2.22	0.79
5:5B:11:MET:HB2	5:5B:191:SER:HB3	1.63	0.79
5:5C:2:ALA:CB	5:5C:162:PHE:CE2	2.64	0.79

Continued on next page...

Continued from previous page...

Atom-1	Atom-2	Interatomic distance (Å)	Clash overlap (Å)
1:F3:62:VAL:HG21	1:G2:283:HIS:O	1.81	0.78
1:H0:89:PRO:CD	1:I0:280:LYS:HA	2.13	0.78
1:N4:89:PRO:HG2	1:O4:280:LYS:N	1.98	0.78
2:Q2:129:CYS:SG	1:Q3:96:LYS:CG	2.72	0.78
2:Q4:58:LYS:CD	2:R4:280:GLN:HB2	2.13	0.78
1:R5:12:ALA:CA	8:R5:501:GTP:C8	2.66	0.78
2:S0:122:LYS:HB3	2:T0:291:GLN:NE2	1.96	0.78
2:S4:406:MET:CE	6:9A:426:ALA:HA	2.08	0.78
1:S5:88:HIS:CB	1:T5:283:HIS:CG	2.66	0.78
1:U5:123:ARG:HD2	1:V4:338:LYS:HZ3	1.48	0.78
2:U6:87:PRO:HG2	2:V5:278:SER:HB2	1.65	0.78
1:V0:60:LYS:HE3	1:W0:283:HIS:CD2	2.16	0.78
2:W5:122:LYS:O	3:X3:45:LEU:HD21	1.83	0.78
1:C3:89:PRO:HB2	1:D3:280:LYS:HG2	0.78	0.78
2:E4:54:ALA:HA	2:F4:283:ALA:N	1.97	0.78
2:F6:53:GLU:O	2:G5:283:ALA:HB2	1.84	0.78
2:L1:86:ARG:N	2:M1:281:TYR:CE1	2.30	0.78
1:N2:262:TYR:HA	2:N3:396:HIS:CE1	2.19	0.78
2:N5:53:GLU:O	2:O5:283:ALA:CB	2.31	0.78
1:O2:62:VAL:HG21	1:P2:283:HIS:O	1.82	0.78
1:O4:145:THR:CB	8:O4:501:GTP:O1G	2.31	0.78
1:O4:231:ILE:HD11	8:O4:501:GTP:HN21	1.48	0.78
2:O5:346:PRO:CG	1:O6:394:LYS:HG2	2.13	0.78
2:R0:252:LYS:HD2	8:R1:501:GTP:O3G	1.82	0.78
1:R1:62:VAL:HG11	1:S1:283:HIS:HA	0.80	0.78
2:R6:12:CYS:N	9:R6:501:GDP:O1A	2.12	0.78
1:U1:89:PRO:CD	1:V0:280:LYS:HE3	2.13	0.78
2:U2:252:LYS:NZ	8:U3:501:GTP:O2G	2.16	0.78
2:V3:141:GLY:HA3	9:V3:501:GDP:PB	2.23	0.78
1:A2:262:TYR:CD1	3:X1:117:PHE:HZ	2.00	0.78
1:A4:60:LYS:HD3	1:B3:282:TYR:C	2.09	0.78
1:B1:88:HIS:CE1	1:C1:280:LYS:HD3	2.19	0.78
1:E1:62:VAL:CG1	1:F1:283:HIS:CB	2.57	0.78
2:G5:58:LYS:CD	2:H5:280:GLN:O	2.31	0.78
1:K4:124:LYS:CE	1:L4:297:GLU:OE1	2.32	0.78
2:K5:122:LYS:HA	2:L5:291:GLN:NE2	1.98	0.78
2:L5:245:GLN:HG2	1:L6:223:THR:CG2	2.14	0.78
2:O3:46:ARG:NH2	1:O4:76:ASP:HB2	1.98	0.78
2:O3:405:GLU:O	6:9B:600:ILE:HG22	1.81	0.78
2:P5:404:ASP:N	6:9A:554:LYS:HZ2	1.81	0.78
2:Q0:85:PHE:N	2:R0:281:TYR:CE1	2.50	0.78

Continued on next page...

Continued from previous page...

Atom-1	Atom-2	Interatomic distance (Å)	Clash overlap (Å)
1:Q1:55:GLU:O	1:R1:285:GLN:HB2	1.83	0.78
1:Q1:60:LYS:HE2	1:R1:282:TYR:HB3	1.61	0.78
2:Q2:389:PHE:CA	6:9B:519:TRP:CH2	2.66	0.78
2:Q2:392:LYS:NZ	6:9B:519:TRP:CE3	2.49	0.78
2:Q4:390:ARG:NH1	6:9A:523:LYS:CG	2.46	0.78
1:Q5:145:THR:CB	8:Q5:501:GTP:O1G	2.28	0.78
2:R2:408:PHE:HB2	6:9B:476:TRP:NE1	1.97	0.78
1:R5:54:SER:C	1:S5:285:GLN:HE21	1.92	0.78
2:S0:86:ARG:NH2	2:T0:282:ARG:HA	1.98	0.78
2:S2:343:GLU:O	1:S3:397:LEU:HD21	1.83	0.78
5:3D:77:LYS:NZ	5:3E:89:LYS:CE	2.45	0.78
5:4I:89:LYS:NZ	5:4H:77:LYS:NZ	2.31	0.78
1:G0:33:ASP:CG	1:H0:282:TYR:HE2	1.91	0.78
1:G0:364:PRO:CA	5:4I:197:TYR:CZ	2.66	0.78
2:Q2:86:ARG:CZ	2:R2:282:ARG:CZ	2.61	0.78
2:R4:390:ARG:HG2	6:9A:480:LYS:HG3	1.63	0.78
1:R5:12:ALA:CB	8:R5:501:GTP:O2A	2.32	0.78
2:U6:58:LYS:HZ1	2:V5:280:GLN:HB2	1.48	0.78
1:V2:60:LYS:HE2	1:W2:283:HIS:CG	2.18	0.78
1:V4:1:MET:SD	7:8C:310:ASP:OD2	2.41	0.78
1:W2:1:MET:HE1	2:W3:94:GLN:NE2	1.97	0.78
2:W3:122:LYS:HG2	3:X2:45:LEU:CD2	2.13	0.78
5:2F:2:ALA:CB	5:2F:162:PHE:CE2	2.65	0.78
5:7A:2:ALA:CB	5:7A:162:PHE:CE2	2.64	0.78
5:6C:11:MET:HE1	5:6C:37:GLY:C	2.09	0.78
2:A3:53:GLU:O	2:B2:283:ALA:HB3	1.83	0.78
1:A4:399:TYR:HD2	3:X2:53:ASN:ND2	1.80	0.78
2:A5:55:THR:H	2:B4:283:ALA:CA	1.77	0.78
1:B3:282:TYR:CD1	5:1B:9:ARG:CZ	2.66	0.78
2:F6:55:THR:HG21	2:G5:284:LEU:HB2	1.64	0.78
1:I4:124:LYS:HZ2	2:J4:291:GLN:NE2	1.82	0.78
1:J3:29:GLY:HA2	5:2G:196:VAL:CB	2.13	0.78
1:K4:88:HIS:CA	1:L4:283:HIS:CG	2.67	0.78
2:P5:404:ASP:H	6:9A:554:LYS:HZ3	0.82	0.78
1:Q3:89:PRO:CG	1:R3:280:LYS:CG	2.61	0.78
2:R2:87:PRO:HG2	2:S2:278:SER:CA	2.14	0.78
2:S6:86:ARG:HG2	2:T6:278:SER:HA	1.66	0.78
1:T5:26:LEU:CA	5:5A:196:VAL:HG11	2.11	0.78
1:U1:89:PRO:HB2	1:V0:280:LYS:HE3	0.87	0.78
2:W5:125:GLU:O	3:X3:17:ILE:HA	1.83	0.78
5:1B:2:ALA:CB	5:1B:162:PHE:CE2	2.64	0.78

Continued on next page...

Continued from previous page...

Atom-1	Atom-2	Interatomic distance (Å)	Clash overlap (Å)
5:1F:72:ALA:HB1	5:1G:121:ARG:NH2	1.12	0.78
5:3F:11:MET:HE1	5:3F:37:GLY:C	2.09	0.78
5:5B:11:MET:HE1	5:5B:37:GLY:C	2.09	0.78
5:5C:11:MET:HE1	5:5C:37:GLY:C	2.09	0.78
1:A2:56:THR:CG2	1:B1:284:GLU:O	2.32	0.78
2:A3:55:THR:HG1	2:B2:284:LEU:N	1.79	0.78
1:A6:430:LYS:NZ	3:X3:153:ARG:NE	2.31	0.78
2:E6:60:VAL:HG21	2:F6:281:TYR:CB	2.14	0.78
2:E6:86:ARG:HH22	2:F6:282:ARG:HA	1.46	0.78
2:L1:86:ARG:NH1	2:M1:282:ARG:CA	2.45	0.78
2:O3:386:THR:OG1	6:9B:611:GLU:OE2	2.01	0.78
1:P0:100:ALA:HA	8:P0:501:GTP:O2G	1.83	0.78
1:P6:231:ILE:CD1	8:P6:501:GTP:C2	2.67	0.78
1:S1:62:VAL:HG21	1:T1:283:HIS:HB3	1.66	0.78
2:T4:261:PRO:HG3	1:T5:406:HIS:CD2	2.18	0.78
2:U0:323:MET:HE2	1:U1:224:TYR:CZ	2.19	0.78
2:U4:55:THR:CB	2:V3:284:LEU:HG	2.14	0.78
2:U4:121:ARG:HH22	2:V3:337:ASN:CG	1.92	0.78
2:W5:204:ASN:ND2	9:W5:501:GDP:O2'	2.16	0.78
2:W5:226:ASN:OD1	9:W5:501:GDP:N1	2.16	0.78
5:1F:11:MET:HE1	5:1F:37:GLY:C	2.09	0.78
5:2E:11:MET:HE1	5:2E:37:GLY:C	2.09	0.78
5:3C:11:MET:HE1	5:3C:37:GLY:C	2.09	0.78
5:3D:2:ALA:CB	5:3D:162:PHE:CE2	2.64	0.78
1:A2:400:ALA:O	3:X1:52:THR:HG21	1.81	0.78
1:E1:54:SER:CA	1:F1:285:GLN:NE2	2.33	0.78
1:E3:54:SER:HB2	1:F3:285:GLN:HG3	1.65	0.78
1:F1:128:GLN:NE2	1:G0:290:GLU:OE2	2.16	0.78
1:H0:31:GLN:NE2	5:4H:199:ILE:HD11	1.97	0.78
2:J4:406:MET:HG2	2:N3:306:ARG:HE	1.48	0.78
2:P5:346:PRO:CG	1:P6:394:LYS:HG2	2.13	0.78
1:P6:171:ILE:CG2	8:P6:501:GTP:O2'	2.30	0.78
2:Q2:60:VAL:CG2	2:R2:281:TYR:O	2.29	0.78
2:R0:87:PRO:HG2	2:S0:277:GLY:C	2.09	0.78
1:R3:261:PRO:HG3	2:R4:394:PHE:CZ	2.19	0.78
1:R5:88:HIS:HE2	1:S5:284:GLU:CB	1.96	0.78
2:S6:122:LYS:CB	2:T6:291:GLN:CD	2.51	0.78
2:U2:55:THR:CG2	2:V1:284:LEU:CA	2.62	0.78
2:W1:121:ARG:CD	3:X1:43:GLN:HB3	2.14	0.78
1:W6:90:GLU:OE1	3:X3:4:ASN:O	2.01	0.78
5:1E:11:MET:HE1	5:1E:37:GLY:C	2.09	0.78

Continued on next page...

Continued from previous page...

Atom-1	Atom-2	Interatomic distance (Å)	Clash overlap (Å)
5:3H:77:LYS:NZ	5:3I:89:LYS:NZ	2.31	0.78
5:7B:11:MET:HE1	5:7B:37:GLY:C	2.09	0.78
1:A4:62:VAL:CG2	1:B3:283:HIS:O	2.31	0.78
1:D1:128:GLN:CG	1:E1:290:GLU:OE2	2.15	0.78
2:D2:122:LYS:CB	2:E2:291:GLN:NE2	2.46	0.78
1:E1:89:PRO:CG	1:F1:280:LYS:CG	2.38	0.78
1:E3:90:GLU:CD	1:F3:280:LYS:HD3	2.09	0.78
1:H2:128:GLN:HE22	1:I2:285:GLN:HB3	1.46	0.78
2:H3:58:LYS:HD3	2:I3:280:GLN:OE1	1.83	0.78
2:P5:252:LYS:CA	1:P6:100:ALA:HB1	2.13	0.78
2:Q2:86:ARG:NH1	2:R2:282:ARG:CG	2.46	0.78
1:R5:231:ILE:HD11	8:R5:501:GTP:HN21	0.65	0.78
2:T0:84:ILE:O	2:U0:281:TYR:CG	2.36	0.78
1:T5:146:GLY:CA	8:T5:501:GTP:O2B	2.29	0.78
2:W1:256:ASN:HB3	1:W2:181:VAL:HG22	1.66	0.78
5:1F:2:ALA:CB	5:1F:162:PHE:CE2	2.64	0.78
5:7D:11:MET:HE1	5:7D:37:GLY:C	2.09	0.78
2:A5:54:ALA:CA	2:B4:283:ALA:N	2.47	0.78
1:F5:88:HIS:HA	1:G4:283:HIS:CD2	2.19	0.78
1:H0:31:GLN:CD	5:4H:199:ILE:HD12	2.08	0.78
1:K0:90:GLU:CD	1:L0:280:LYS:HD2	2.08	0.78
2:K3:122:LYS:HG3	2:L3:291:GLN:CD	2.09	0.78
2:L5:58:LYS:HE2	2:M5:280:GLN:HB2	1.65	0.78
1:N0:38:SER:HA	4:Y0:255:LYS:NZ	1.99	0.78
2:O3:15:GLN:CB	4:Y1:204:MET:HE2	1.80	0.78
2:O3:129:CYS:SG	1:O4:96:LYS:HG3	2.23	0.78
1:P6:87:PHE:O	1:Q5:283:HIS:NE2	2.16	0.78
2:Q0:85:PHE:C	2:R0:281:TYR:CD1	2.61	0.78
2:R6:83:GLN:HE21	2:S6:280:GLN:NE2	1.81	0.78
2:S0:86:ARG:CB	2:T0:281:TYR:CB	2.62	0.78
1:S3:435:VAL:HA	2:S4:391:ARG:HH21	1.48	0.78
2:T0:86:ARG:HG2	2:U0:278:SER:HB3	1.66	0.78
2:T0:122:LYS:HB3	2:U0:291:GLN:HG2	1.65	0.78
1:U3:60:LYS:HG2	1:V2:283:HIS:HA	1.65	0.78
1:U5:348:PRO:HD2	2:U6:388:MET:HE3	1.65	0.78
1:V2:329:ASN:ND2	2:V3:175:VAL:CG1	2.46	0.78
1:W4:90:GLU:OE2	3:X2:4:ASN:CB	2.31	0.78
5:1B:11:MET:HE1	5:1B:37:GLY:C	2.09	0.78
5:3C:36:ARG:NH2	5:3D:121:ARG:NH1	2.32	0.78
5:3G:2:ALA:CB	5:3G:162:PHE:CE2	2.64	0.78
5:2G:11:MET:HE1	5:2G:37:GLY:C	2.09	0.78

Continued on next page...

Continued from previous page...

Atom-1	Atom-2	Interatomic distance (Å)	Clash overlap (Å)
1:A2:415:GLU:CB	3:X1:86:TYR:OH	2.32	0.78
1:A4:284:GLU:HB2	1:M4:88:HIS:NE2	1.99	0.78
1:A4:285:GLN:CG	1:M4:56:THR:HA	2.13	0.78
2:D0:58:LYS:HD3	2:E0:280:GLN:O	1.84	0.78
1:E3:168:GLU:HB2	1:E3:201:ALA:HA	1.66	0.78
2:H5:60:VAL:HG11	2:I5:281:TYR:CA	2.14	0.78
2:I1:86:ARG:NH2	1:J1:284:GLU:CD	2.42	0.78
2:J6:406:MET:HG3	2:N5:306:ARG:HH22	1.43	0.78
1:N2:38:SER:O	4:Y1:255:LYS:NZ	2.17	0.78
1:N4:258:ASN:O	2:N5:179:VAL:HG11	1.82	0.78
1:N6:60:LYS:CD	1:O6:282:TYR:C	2.56	0.78
2:O5:138:SER:CB	9:O5:501:GDP:O5'	2.32	0.78
2:Q2:347:ASN:CG	1:Q3:178:SER:HB2	2.09	0.78
2:R0:344:TRP:CD2	1:R1:401:LYS:HD2	2.19	0.78
2:R6:84:ILE:O	2:S6:281:TYR:CE1	2.37	0.78
2:S0:86:ARG:CA	2:T0:281:TYR:CG	2.66	0.78
2:T0:261:PRO:HG3	1:T1:406:HIS:CG	2.19	0.78
2:T6:12:CYS:SG	9:T6:501:GDP:C5	2.77	0.78
2:T6:138:SER:OG	9:T6:501:GDP:O4'	2.01	0.78
1:U3:127:ASP:CG	1:V2:338:LYS:HE3	2.09	0.78
5:1A:2:ALA:CB	5:1A:162:PHE:CE2	2.64	0.78
5:2H:11:MET:HE1	5:2H:37:GLY:C	2.09	0.78
5:4I:2:ALA:CB	5:4I:162:PHE:CE2	2.64	0.78
5:7C:11:MET:HE1	5:7C:37:GLY:C	2.09	0.78
5:5D:11:MET:HE1	5:5D:37:GLY:C	2.09	0.78
1:A0:431:ASP:CA	3:X0:102:ARG:HH22	1.97	0.77
1:A0:434:GLU:OE2	3:X0:100:ARG:HB2	1.83	0.77
1:A4:415:GLU:HB3	3:X2:86:TYR:OH	1.84	0.77
2:H5:87:PRO:HD2	2:I5:278:SER:OG	1.83	0.77
2:I5:60:VAL:CG1	1:J5:283:HIS:O	2.31	0.77
1:O4:90:GLU:OE2	1:P4:280:LYS:NZ	2.17	0.77
1:P2:2:ARG:NH2	2:P3:71:GLY:H	1.79	0.77
2:P3:406:MET:SD	6:9B:557:LEU:CA	2.68	0.77
2:Q2:409:THR:H	6:9B:518:LYS:HD3	1.44	0.77
2:Q4:324:LYS:HZ1	1:Q5:210:TYR:C	1.92	0.77
1:R3:261:PRO:HA	2:R4:394:PHE:CD1	2.18	0.77
2:S2:86:ARG:CA	2:T2:281:TYR:CD2	2.67	0.77
1:S3:88:HIS:CG	1:T3:283:HIS:HB2	2.16	0.77
1:T3:32:PRO:HD3	5:6A:196:VAL:HG11	1.63	0.77
1:U1:60:LYS:HD2	1:V0:282:TYR:C	2.09	0.77
2:U2:125:GLU:HG3	2:V1:336:LYS:HZ1	1.47	0.77

Continued on next page...

Continued from previous page...

Atom-1	Atom-2	Interatomic distance (Å)	Clash overlap (Å)
1:U5:60:LYS:HE3	1:V4:282:TYR:HB2	1.65	0.77
1:V2:254:GLU:HG3	2:V3:98:GLY:HA2	1.66	0.77
2:V5:87:PRO:CD	2:W5:278:SER:HA	2.14	0.77
5:3H:11:MET:HE1	5:3H:37:GLY:C	2.09	0.77
5:4J:11:MET:HE1	5:4J:37:GLY:C	2.09	0.77
5:7C:72:ALA:N	5:7D:121:ARG:NH2	2.30	0.77
5:1G:2:ALA:CB	5:1G:162:PHE:CE2	2.64	0.77
5:1G:11:MET:HE1	5:1G:37:GLY:C	2.09	0.77
1:A4:88:HIS:CE1	1:B3:280:LYS:HZ1	2.02	0.77
1:E1:39:ASP:OD1	5:4J:74:VAL:HG11	1.84	0.77
2:E6:122:LYS:HZ2	2:F6:291:GLN:NE2	1.80	0.77
1:H4:88:HIS:HE1	1:I4:280:LYS:HB3	1.49	0.77
1:R1:258:ASN:OD1	2:R2:180:VAL:HG12	1.85	0.77
2:R2:323:MET:HG3	1:R3:224:TYR:CD1	2.18	0.77
2:S2:318:ARG:HG2	2:S2:358:PRO:HD3	1.66	0.77
2:S2:390:ARG:HH11	6:9B:440:LEU:HD11	1.46	0.77
2:U2:126:SER:CB	2:V1:291:GLN:HE22	1.97	0.77
2:V1:84:ILE:C	2:W1:281:TYR:CE1	2.62	0.77
1:V2:124:LYS:NZ	1:W2:284:GLU:OE1	2.15	0.77
2:V5:58:LYS:HZ3	2:W5:280:GLN:CB	1.90	0.77
5:2D:2:ALA:CB	5:2D:162:PHE:CE2	2.64	0.77
5:5A:11:MET:HE1	5:5A:37:GLY:C	2.09	0.77
1:A2:60:LYS:HZ1	1:B1:283:HIS:CD2	1.92	0.77
1:A6:399:TYR:CD2	3:X3:53:ASN:OD1	2.37	0.77
1:C3:32:PRO:HG2	5:1A:200:ILE:CD1	2.14	0.77
1:C3:89:PRO:HB2	1:D3:280:LYS:HG3	1.60	0.77
1:F5:56:THR:HA	1:G4:285:GLN:HB2	1.65	0.77
2:F6:54:ALA:HA	2:G5:283:ALA:HB2	1.63	0.77
2:G3:83:GLN:CB	2:H3:281:TYR:OH	2.33	0.77
1:G4:86:LEU:HA	1:H4:283:HIS:CD2	2.19	0.77
1:I4:62:VAL:HG21	2:J4:281:TYR:CA	2.12	0.77
2:I5:87:PRO:HG2	1:J5:280:LYS:CB	2.14	0.77
1:K0:89:PRO:HD3	1:L0:283:HIS:ND1	2.00	0.77
1:K4:89:PRO:HB2	1:L4:280:LYS:CD	2.14	0.77
2:L1:87:PRO:HG2	2:M1:277:GLY:C	2.09	0.77
1:N0:85:GLN:CG	1:O0:282:TYR:HE2	1.96	0.77
2:N1:87:PRO:HD2	2:O1:278:SER:OG	1.83	0.77
2:N5:344:TRP:O	1:N6:397:LEU:HB3	1.84	0.77
1:P2:254:GLU:HA	2:P3:98:GLY:HA2	1.64	0.77
2:P5:406:MET:CE	6:9A:553:LYS:CB	2.59	0.77
2:R4:86:ARG:NH2	2:S4:282:ARG:CD	2.46	0.77

Continued on next page...

Continued from previous page...

Atom-1	Atom-2	Interatomic distance (Å)	Clash overlap (Å)
2:T0:46:ARG:HH21	1:T1:72:PRO:HB2	1.48	0.77
1:V0:54:SER:HB2	1:W0:285:GLN:NE2	1.99	0.77
2:V1:53:GLU:C	2:W1:283:ALA:HB2	2.08	0.77
1:V4:329:ASN:CG	2:V5:175:VAL:HG13	2.09	0.77
5:2F:11:MET:HE1	5:2F:37:GLY:C	2.09	0.77
5:2I:11:MET:HE1	5:2I:37:GLY:C	2.09	0.77
1:A6:124:LYS:HZ2	1:B5:293:ASN:CB	1.96	0.77
2:G5:83:GLN:O	2:H5:281:TYR:CE1	2.37	0.77
2:H3:122:LYS:HE2	2:I3:291:GLN:NE2	1.96	0.77
1:I4:60:LYS:NZ	2:J4:280:GLN:HB3	1.89	0.77
2:K1:53:GLU:C	2:L1:283:ALA:HB2	2.09	0.77
2:K3:54:ALA:N	2:L3:283:ALA:HB2	2.00	0.77
1:N0:60:LYS:HD3	1:O0:282:TYR:CD1	2.20	0.77
1:N2:85:GLN:C	1:O2:283:HIS:HE1	1.91	0.77
1:N2:90:GLU:N	1:O2:280:LYS:HD3	2.00	0.77
1:N2:263:PRO:HG3	2:N3:396:HIS:CG	2.18	0.77
1:N6:206:ASN:ND2	8:N6:501:GTP:O3'	2.17	0.77
1:P2:248:LEU:HA	2:P3:11:GLN:HE22	1.49	0.77
1:S1:62:VAL:HG11	1:T1:283:HIS:HB3	1.67	0.77
1:T3:32:PRO:CD	5:6A:200:ILE:HD11	2.13	0.77
5:2A:11:MET:HE1	5:2A:37:GLY:C	2.09	0.77
5:2B:11:MET:HE1	5:2B:37:GLY:C	2.09	0.77
5:3G:11:MET:HE1	5:3G:37:GLY:C	2.09	0.77
5:3J:11:MET:HE1	5:3J:37:GLY:C	2.09	0.77
6:9A:469:ALA:O	6:9A:473:PHE:HD2	1.68	0.77
5:4H:11:MET:HE1	5:4H:37:GLY:C	2.09	0.77
1:F5:89:PRO:HG3	1:G4:280:LYS:HG2	1.66	0.77
2:I5:55:THR:HB	1:J5:372:GLN:NE2	1.99	0.77
1:J1:420:GLU:OE1	1:N0:308:ARG:NH1	2.15	0.77
1:K4:88:HIS:CE1	1:L4:280:LYS:HB3	2.19	0.77
2:R0:86:ARG:HG3	2:S0:281:TYR:CB	2.13	0.77
1:R5:12:ALA:HB3	8:R5:501:GTP:O2A	1.84	0.77
2:S0:255:VAL:HA	1:S1:407:TRP:NE1	2.00	0.77
1:S3:62:VAL:CB	1:T3:283:HIS:O	2.32	0.77
1:V0:55:GLU:C	1:W0:285:GLN:HB3	2.07	0.77
1:V2:62:VAL:HG11	1:W2:283:HIS:O	1.85	0.77
2:W1:125:GLU:HB3	3:X1:17:ILE:HG13	1.66	0.77
2:W5:276:ARG:HG2	7:8C:302:LEU:HD21	1.67	0.77
5:1D:11:MET:HE1	5:1D:37:GLY:C	2.09	0.77
5:2C:11:MET:HE1	5:2C:37:GLY:C	2.09	0.77
5:3F:2:ALA:CB	5:3F:162:PHE:CE2	2.64	0.77

Continued on next page...

Continued from previous page...

Atom-1	Atom-2	Interatomic distance (Å)	Clash overlap (Å)
5:7C:2:ALA:CB	5:7C:162:PHE:CE2	2.64	0.77
5:6D:11:MET:HE1	5:6D:37:GLY:C	2.09	0.77
1:K4:88:HIS:HB2	1:L4:283:HIS:HB3	1.64	0.77
1:N4:435:VAL:HG22	2:N5:391:ARG:HH22	1.49	0.77
1:O6:140:SER:HB3	8:O6:501:GTP:C5'	2.14	0.77
1:Q3:90:GLU:OE1	1:R3:280:LYS:CE	2.33	0.77
1:T1:89:PRO:HG2	1:U1:280:LYS:CE	2.13	0.77
1:U5:56:THR:CA	1:V4:285:GLN:HA	2.15	0.77
5:2A:2:ALA:CB	5:2A:162:PHE:CE2	2.64	0.77
1:A2:56:THR:HG21	1:B1:284:GLU:O	1.84	0.77
2:E6:84:ILE:CA	2:F6:281:TYR:CE1	2.68	0.77
1:F3:365:GLY:HA2	5:3J:6:ARG:NH2	2.00	0.77
2:G3:122:LYS:NZ	2:H3:291:GLN:CB	2.47	0.77
1:K0:60:LYS:CE	1:L0:282:TYR:CD2	2.67	0.77
2:L5:325:GLU:H	1:L6:221:ARG:CG	1.98	0.77
1:N2:263:PRO:CG	2:N3:396:HIS:CD2	2.66	0.77
1:N6:231:ILE:CG1	8:N6:501:GTP:N2	2.47	0.77
2:P3:404:ASP:CB	6:9B:554:LYS:CB	2.52	0.77
1:P4:260:VAL:HG23	2:P5:397:TRP:NE1	1.98	0.77
2:P5:144:GLY:HA3	9:P5:501:GDP:O2B	1.84	0.77
2:Q2:260:PHE:HE1	1:Q3:402:ARG:O	1.68	0.77
1:Q5:60:LYS:HE3	1:R5:282:TYR:CG	2.20	0.77
1:R1:86:LEU:O	1:S1:283:HIS:HD2	1.64	0.77
1:R1:437:VAL:O	2:R2:391:ARG:NH1	2.17	0.77
2:S4:84:ILE:HG22	2:T4:281:TYR:CE1	2.20	0.77
2:U4:54:ALA:HB1	2:V3:282:ARG:O	1.82	0.77
1:W0:90:GLU:CD	3:X0:4:ASN:CB	2.58	0.77
2:W3:125:GLU:HG3	3:X2:45:LEU:H	1.50	0.77
5:3E:11:MET:HE1	5:3E:37:GLY:C	2.09	0.77
5:6B:2:ALA:CB	5:6B:162:PHE:CE2	2.64	0.77
1:B1:89:PRO:HG2	1:C1:280:LYS:CG	2.14	0.77
1:F3:90:GLU:HG3	1:G2:280:LYS:CD	2.15	0.77
1:I2:87:PHE:O	2:J2:281:TYR:CE2	2.38	0.77
2:J2:83:GLN:O	2:K1:281:TYR:OH	2.00	0.77
2:K1:307:HIS:CA	2:N1:280:GLN:HB3	2.07	0.77
2:N5:345:ILE:HG23	1:N6:398:MET:SD	2.24	0.77
2:O5:404:ASP:CG	6:9A:593:LYS:HD3	2.09	0.77
1:U1:56:THR:HG23	1:V0:285:GLN:C	2.10	0.77
1:V0:89:PRO:HD2	1:W0:280:LYS:HG3	0.84	0.77
5:1A:11:MET:HE1	5:1A:37:GLY:C	2.09	0.77
5:1C:11:MET:HE1	5:1C:37:GLY:C	2.09	0.77

Continued on next page...

Continued from previous page...

Atom-1	Atom-2	Interatomic distance (Å)	Clash overlap (Å)
5:2C:11:MET:HB2	5:2C:191:SER:HB3	1.67	0.77
5:4J:2:ALA:CB	5:4J:162:PHE:CE2	2.64	0.77
5:3I:2:ALA:CB	5:3I:162:PHE:CE2	2.64	0.77
5:6A:11:MET:HE1	5:6A:37:GLY:C	2.09	0.77
2:A5:54:ALA:HA	2:B4:283:ALA:CA	2.14	0.77
1:A6:283:HIS:CD2	1:M6:60:LYS:HZ3	2.02	0.77
1:A6:290:GLU:CD	1:M6:128:GLN:NE2	2.42	0.77
1:B3:90:GLU:HG3	1:C3:280:LYS:HE3	1.66	0.77
1:F3:88:HIS:CD2	1:G2:284:GLU:HG3	2.18	0.77
2:F6:53:GLU:O	2:G5:283:ALA:CB	2.33	0.77
1:O4:263:PRO:HG3	2:O5:396:HIS:CG	2.19	0.77
2:Q2:122:LYS:HZ1	2:R2:292:GLN:NE2	1.79	0.77
1:R1:120:ASP:OD1	1:S1:297:GLU:CD	2.28	0.77
2:R4:409:THR:CG2	6:9A:475:ALA:HB3	2.15	0.77
2:S4:122:LYS:HB3	2:T4:291:GLN:NE2	1.99	0.77
1:T3:12:ALA:HB2	8:T3:501:GTP:C8	2.19	0.77
1:V4:60:LYS:HD3	1:W4:283:HIS:CD2	2.20	0.77
6:9B:545:GLU:O	6:9B:549:VAL:HG23	1.85	0.77
5:7A:11:MET:HE1	5:7A:37:GLY:C	2.09	0.77
5:5B:2:ALA:CB	5:5B:162:PHE:CE2	2.64	0.77
5:5C:72:ALA:N	5:5D:121:ARG:NH2	2.31	0.77
2:A5:55:THR:N	2:B4:283:ALA:N	2.31	0.77
2:B2:60:VAL:HG11	2:C2:281:TYR:CA	2.15	0.77
2:C2:86:ARG:HH22	2:D2:282:ARG:CA	1.98	0.77
1:D5:55:GLU:O	1:E5:285:GLN:NE2	2.17	0.77
2:E2:54:ALA:C	2:F2:283:ALA:HA	2.10	0.77
2:H5:85:PHE:O	2:I5:281:TYR:CE2	2.38	0.77
2:J4:83:GLN:O	2:K3:281:TYR:CZ	2.38	0.77
2:K5:87:PRO:HG2	2:L5:275:SER:OG	1.85	0.77
2:N1:118:ASP:OD1	2:O1:297:LYS:NZ	2.17	0.77
2:Q4:409:THR:HG21	6:9A:514:GLN:O	1.84	0.77
1:Q5:127:ASP:CB	1:R5:293:ASN:ND2	2.48	0.77
1:R5:206:ASN:HD21	8:R5:501:GTP:HO2'	1.28	0.77
2:S2:245:GLN:O	1:S3:15:GLN:NE2	2.18	0.77
2:S6:86:ARG:CD	2:T6:278:SER:OG	2.33	0.77
1:T1:56:THR:HA	1:U1:285:GLN:HG3	1.64	0.77
2:T2:324:LYS:NZ	1:T3:210:TYR:O	2.18	0.77
1:U5:56:THR:OG1	1:V4:284:GLU:C	2.28	0.77
2:V1:60:VAL:HG11	2:W1:281:TYR:O	1.85	0.77
1:W2:116:ASP:HB3	3:X1:6:PHE:HE2	1.48	0.77
5:2H:2:ALA:CB	5:2H:162:PHE:CE2	2.65	0.77

Continued on next page...

Continued from previous page...

Atom-1	Atom-2	Interatomic distance (Å)	Clash overlap (Å)
5:6B:11:MET:HE1	5:6B:37:GLY:C	2.09	0.77
1:B1:88:HIS:CD2	1:C1:284:GLU:OE2	2.38	0.76
1:G0:278:ALA:CB	5:4I:6:ARG:HD3	2.15	0.76
1:K0:32:PRO:CG	5:3F:200:ILE:CD1	2.62	0.76
2:K1:306:ARG:O	2:N1:280:GLN:C	2.28	0.76
1:K2:88:HIS:CB	1:L2:283:HIS:HB3	2.15	0.76
2:K5:122:LYS:CG	2:L5:291:GLN:CD	2.58	0.76
2:L3:86:ARG:CZ	2:M3:281:TYR:C	2.58	0.76
1:M0:32:PRO:HG2	5:3D:200:ILE:HD11	1.65	0.76
1:O2:88:HIS:HE2	1:P2:280:LYS:HZ1	1.21	0.76
2:O3:409:THR:HG21	6:9B:600:ILE:O	1.85	0.76
2:O5:58:LYS:HZ2	2:P5:280:GLN:CG	1.98	0.76
2:Q2:58:LYS:HZ1	2:R2:280:GLN:CD	1.85	0.76
2:R4:122:LYS:CA	2:S4:291:GLN:NE2	2.48	0.76
2:R6:12:CYS:HB2	9:R6:501:GDP:O5'	1.86	0.76
2:R6:84:ILE:C	2:S6:281:TYR:CE1	2.63	0.76
2:S4:84:ILE:HG22	2:T4:281:TYR:HE1	1.50	0.76
2:S6:271:ALA:HB2	2:S6:365:ALA:HB3	1.65	0.76
2:U6:58:LYS:HZ2	2:V5:280:GLN:CA	1.98	0.76
1:V0:256:GLN:NE2	2:V1:397:TRP:HH2	1.83	0.76
5:1C:2:ALA:CB	5:1C:162:PHE:CE2	2.64	0.76
5:2D:11:MET:HE1	5:2D:37:GLY:C	2.09	0.76
5:2I:2:ALA:CB	5:2I:162:PHE:CE2	2.64	0.76
5:3I:11:MET:HE1	5:3I:37:GLY:C	2.09	0.76
1:A4:32:PRO:HG2	5:1C:200:ILE:HD11	1.67	0.76
2:E2:55:THR:N	2:F2:283:ALA:HA	2.00	0.76
1:F1:364:PRO:C	5:4J:6:ARG:NH2	2.41	0.76
1:H0:60:LYS:HE2	1:I0:282:TYR:CE2	2.21	0.76
1:H4:87:PHE:O	1:I4:283:HIS:CG	2.38	0.76
1:J3:29:GLY:O	5:2G:196:VAL:CG2	2.33	0.76
2:J4:406:MET:SD	2:N3:306:ARG:HB2	2.25	0.76
1:N4:254:GLU:HA	2:N5:98:GLY:HA2	1.66	0.76
1:O4:90:GLU:OE1	1:P4:280:LYS:NZ	2.18	0.76
2:O5:258:VAL:HG13	1:O6:407:TRP:NE1	1.98	0.76
1:P0:254:GLU:HG2	2:P1:98:GLY:HA2	1.67	0.76
1:P2:348:PRO:CG	2:P3:384:GLN:HG2	2.16	0.76
2:R4:226:ASN:ND2	9:R4:501:GDP:O6	2.18	0.76
2:R4:390:ARG:HB3	6:9A:480:LYS:NZ	2.00	0.76
2:R6:122:LYS:CG	2:S6:291:GLN:CD	2.49	0.76
1:S3:88:HIS:CD2	1:T3:283:HIS:HB3	2.18	0.76
2:T0:60:VAL:CG2	2:U0:281:TYR:O	2.32	0.76

Continued on next page...

Continued from previous page...

Atom-1	Atom-2	Interatomic distance (Å)	Clash overlap (Å)
2:V1:87:PRO:HG2	2:W1:278:SER:N	2.00	0.76
5:1D:109:SER:HB3	5:1D:112:ARG:HD2	1.67	0.76
5:6A:11:MET:HB2	5:6A:191:SER:HB3	1.67	0.76
5:5A:2:ALA:CB	5:5A:162:PHE:CE2	2.64	0.76
1:I0:62:VAL:HG21	2:J0:281:TYR:O	1.84	0.76
1:I2:60:LYS:CE	2:J2:280:GLN:CB	1.94	0.76
1:J5:32:PRO:CG	5:1G:200:ILE:HD11	2.14	0.76
1:L2:88:HIS:NE2	1:M2:284:GLU:CG	2.45	0.76
1:N0:60:LYS:CD	1:O0:282:TYR:CG	2.68	0.76
1:N2:89:PRO:C	1:O2:280:LYS:HD3	2.10	0.76
2:N3:58:LYS:CD	2:O3:280:GLN:O	2.34	0.76
1:O2:62:VAL:CG2	1:P2:283:HIS:O	2.33	0.76
1:O4:88:HIS:CE1	1:P4:280:LYS:HD3	2.20	0.76
2:Q0:86:ARG:CB	2:R0:281:TYR:HB3	2.15	0.76
2:Q2:84:ILE:CA	2:R2:281:TYR:OH	2.28	0.76
2:Q2:87:PRO:HD2	2:R2:278:SER:OG	1.46	0.76
1:Q3:89:PRO:CG	1:R3:279:GLU:OE1	2.31	0.76
1:Q3:89:PRO:CG	1:R3:280:LYS:HG3	2.11	0.76
2:Q4:84:ILE:HD12	2:R4:281:TYR:HE1	1.50	0.76
2:R0:344:TRP:CG	1:R1:401:LYS:HD2	2.20	0.76
2:R4:255:VAL:HG21	1:R5:100:ALA:O	1.84	0.76
2:R6:12:CYS:HB2	9:R6:501:GDP:C5'	2.15	0.76
1:S5:60:LYS:CD	1:T5:282:TYR:O	2.32	0.76
5:2J:11:MET:HE1	5:2J:37:GLY:C	2.09	0.76
1:B3:90:GLU:OE2	1:C3:216:ASN:HA	1.84	0.76
2:B4:84:ILE:O	2:C4:281:TYR:CD1	2.38	0.76
1:C1:90:GLU:HB2	1:D1:280:LYS:HZ2	1.51	0.76
2:C2:86:ARG:HB3	2:D2:281:TYR:CA	2.16	0.76
1:C5:128:GLN:HB3	1:D5:285:GLN:NE2	2.00	0.76
2:E4:60:VAL:HG12	2:F4:281:TYR:CD1	2.13	0.76
2:E6:84:ILE:C	2:F6:281:TYR:CE1	2.63	0.76
1:N2:128:GLN:CD	1:O2:290:GLU:HB2	2.08	0.76
2:O5:261:PRO:HG3	1:O6:406:HIS:CG	2.20	0.76
1:O6:124:LYS:CE	1:P6:297:GLU:OE1	2.34	0.76
1:Q1:349:THR:HG21	2:Q2:182:PRO:HD3	1.67	0.76
2:R0:58:LYS:HZ3	2:S0:280:GLN:CB	1.92	0.76
1:R3:86:LEU:O	1:S3:283:HIS:CD2	2.39	0.76
2:S2:344:TRP:CE3	1:S3:401:LYS:HB2	2.19	0.76
2:S2:386:THR:HG23	6:9B:440:LEU:CD1	1.73	0.76
1:T1:364:PRO:HB3	5:7A:197:TYR:CD2	2.20	0.76
2:T4:251:ARG:HD3	1:T5:105:ARG:NH1	2.01	0.76

Continued on next page...

Continued from previous page...

Atom-1	Atom-2	Interatomic distance (Å)	Clash overlap (Å)
1:U5:56:THR:CA	1:V4:285:GLN:CA	2.58	0.76
5:4I:11:MET:HE1	5:4I:37:GLY:C	2.09	0.76
1:A2:283:HIS:CD2	1:M2:60:LYS:CE	2.69	0.76
1:B3:89:PRO:HB2	1:C3:280:LYS:CG	2.15	0.76
2:E6:60:VAL:HG21	2:F6:281:TYR:CA	2.14	0.76
2:H1:122:LYS:HD2	2:I1:291:GLN:HG3	0.77	0.76
2:H3:83:GLN:C	2:I3:281:TYR:OH	2.29	0.76
2:H5:58:LYS:HZ3	2:I5:280:GLN:CG	1.97	0.76
1:K4:60:LYS:CE	1:L4:282:TYR:CD1	2.68	0.76
2:Q0:256:ASN:HD21	1:Q1:101:ASN:HD22	1.34	0.76
2:R2:122:LYS:HZ2	2:S2:292:GLN:CG	1.96	0.76
2:R6:12:CYS:SG	9:R6:501:GDP:C4	2.79	0.76
2:S4:389:PHE:HD2	6:9A:433:LEU:HD22	1.49	0.76
2:T2:261:PRO:HG3	1:T3:406:HIS:CD2	2.19	0.76
1:T5:56:THR:CA	1:U5:285:GLN:HB2	2.15	0.76
1:V2:88:HIS:CE1	1:W2:280:LYS:HB3	2.20	0.76
1:V2:348:PRO:HB2	2:V3:384:GLN:HG2	1.67	0.76
1:A4:400:ALA:O	3:X2:52:THR:CG2	2.32	0.76
2:B0:125:GLU:OE1	2:C0:291:GLN:NE2	2.15	0.76
2:F6:60:VAL:CG1	2:G5:281:TYR:HB3	2.13	0.76
1:H0:123:ARG:NH1	1:I0:297:GLU:OE1	2.18	0.76
1:H4:29:GLY:HA2	5:2H:196:VAL:HG22	1.67	0.76
1:O4:326:LYS:HZ2	2:O5:212:PHE:HB2	1.50	0.76
2:Q4:226:ASN:ND2	9:Q4:501:GDP:O6	2.18	0.76
1:R5:329:ASN:ND2	2:R6:175:VAL:HG13	2.01	0.76
2:S2:86:ARG:HG2	2:T2:281:TYR:HB2	0.76	0.76
1:S3:435:VAL:HA	2:S4:391:ARG:NH2	2.01	0.76
2:S4:323:MET:HG2	1:S5:223:THR:HA	1.66	0.76
2:T0:258:VAL:HG23	1:T1:407:TRP:CZ2	2.20	0.76
2:W1:126:SER:O	3:X1:18:GLY:O	2.03	0.76
5:3D:11:MET:HE1	5:3D:37:GLY:C	2.09	0.76
6:9A:472:SER:O	6:9A:476:TRP:HD1	1.69	0.76
5:7B:116:ILE:HG12	5:7B:202:MET:HE2	1.68	0.76
5:6B:116:ILE:HG12	5:6B:202:MET:HE2	1.68	0.76
5:5B:116:ILE:HG12	5:5B:202:MET:HE2	1.68	0.76
2:A3:87:PRO:CD	2:B2:278:SER:OG	2.25	0.76
1:B3:128:GLN:HE22	1:C3:285:GLN:CA	1.97	0.76
2:C0:86:ARG:HE	2:D0:282:ARG:CG	1.98	0.76
2:D6:86:ARG:NH1	2:E6:278:SER:OG	2.19	0.76
1:I2:89:PRO:HG2	2:J2:277:GLY:O	1.85	0.76
1:O2:262:TYR:OH	2:O3:391:ARG:O	2.03	0.76

Continued on next page...

Continued from previous page...

Atom-1	Atom-2	Interatomic distance (Å)	Clash overlap (Å)
1:O4:171:ILE:HG12	8:O4:501:GTP:N3	2.01	0.76
1:P2:2:ARG:HH21	2:P3:70:PRO:HD2	1.47	0.76
2:P3:324:LYS:HG3	1:P4:210:TYR:CD2	2.20	0.76
2:Q2:122:LYS:HD2	2:R2:291:GLN:HG3	1.66	0.76
2:R0:60:VAL:HG11	2:S0:281:TYR:HA	1.66	0.76
2:R2:83:GLN:O	2:S2:281:TYR:CZ	2.38	0.76
2:R6:86:ARG:CA	2:S6:281:TYR:CG	2.63	0.76
1:S5:259:LEU:HD21	1:S5:268:PRO:HG3	1.68	0.76
2:S6:58:LYS:NZ	2:T6:280:GLN:CD	2.43	0.76
2:T4:271:ALA:HB2	2:T4:293:MET:SD	2.26	0.76
2:U0:259:PRO:O	1:U1:406:HIS:CE1	2.38	0.76
1:U3:346:TRP:CE3	2:U4:393:ALA:HB2	2.21	0.76
5:2C:116:ILE:HG12	5:2C:202:MET:HE2	1.68	0.76
5:3C:116:ILE:HG12	5:3C:202:MET:HE2	1.68	0.76
2:B4:83:GLN:O	2:C4:281:TYR:CE1	2.39	0.76
2:C4:88:ASP:N	2:D4:278:SER:CB	2.49	0.76
1:E3:60:LYS:HE2	1:F3:282:TYR:CE1	2.19	0.76
2:H1:87:PRO:HD3	2:I1:281:TYR:HD2	1.51	0.76
1:H2:87:PHE:O	1:I2:283:HIS:NE2	2.17	0.76
2:I1:60:VAL:CG1	1:J1:283:HIS:CA	2.35	0.76
2:I1:60:VAL:CG1	1:J1:283:HIS:O	2.34	0.76
1:K4:88:HIS:HA	1:L4:283:HIS:CG	2.20	0.76
1:L2:62:VAL:HG21	1:M2:283:HIS:CA	2.15	0.76
2:R6:138:SER:CB	9:R6:501:GDP:O5'	2.34	0.76
2:T2:258:VAL:CG2	1:T3:407:TRP:HE1	1.98	0.76
1:U1:86:LEU:C	1:V0:283:HIS:HD2	1.93	0.76
1:U1:326:LYS:CD	2:U2:220:PRO:HD2	2.15	0.76
2:U4:122:LYS:CD	2:V3:291:GLN:NE2	2.48	0.76
1:A4:431:ASP:CG	3:X2:102:ARG:HH22	1.93	0.76
2:C0:320:ARG:HD2	5:2A:148:TYR:CE1	2.21	0.76
2:J2:406:MET:HE3	2:N1:307:HIS:CE1	2.09	0.76
2:L3:87:PRO:HG2	2:M3:277:GLY:O	1.84	0.76
1:Q3:348:PRO:CG	2:Q4:384:GLN:HG2	2.15	0.76
1:R3:435:VAL:HA	2:R4:391:ARG:HH21	1.48	0.76
2:S4:86:ARG:HG3	2:T4:278:SER:OG	1.86	0.76
1:T3:62:VAL:HG23	1:U3:283:HIS:O	1.85	0.76
1:U3:326:LYS:HG2	2:U4:220:PRO:HG3	1.66	0.76
1:U5:85:GLN:HB3	1:V4:283:HIS:CE1	2.20	0.76
2:W1:127:CYS:O	3:X1:17:ILE:HG22	1.85	0.76
1:W4:90:GLU:HG2	3:X2:4:ASN:CB	2.16	0.76
5:2D:116:ILE:HG12	5:2D:202:MET:HE2	1.68	0.76

Continued on next page...

Continued from previous page...

Atom-1	Atom-2	Interatomic distance (Å)	Clash overlap (Å)
5:6A:116:ILE:HG12	5:6A:202:MET:HE2	1.68	0.76
5:5A:116:ILE:HG12	5:5A:202:MET:HE2	1.68	0.76
5:2G:2:ALA:CB	5:2G:162:PHE:CE2	2.64	0.76
1:A0:285:GLN:HB2	1:M0:56:THR:HA	1.68	0.76
1:A6:56:THR:HG23	1:B5:285:GLN:CA	2.14	0.76
2:E0:55:THR:HB	2:F0:284:LEU:CG	2.14	0.76
2:G3:122:LYS:HZ3	2:H3:291:GLN:CB	1.97	0.76
2:G5:125:GLU:CG	2:H5:336:LYS:HZ3	1.78	0.76
2:L1:60:VAL:CG1	2:M1:280:GLN:O	2.34	0.76
1:N0:86:LEU:CA	1:O0:283:HIS:CE1	2.69	0.76
2:N1:58:LYS:CD	2:O1:280:GLN:O	2.33	0.76
2:Q2:60:VAL:HG11	2:R2:281:TYR:CB	2.15	0.76
1:Q3:128:GLN:HG3	1:R3:290:GLU:OE2	1.85	0.76
1:S1:326:LYS:CG	2:S2:212:PHE:CE1	2.68	0.76
1:S3:88:HIS:HA	1:T3:283:HIS:CG	2.20	0.76
1:S5:89:PRO:HG2	1:T5:280:LYS:HG3	0.81	0.76
2:V5:87:PRO:HB2	2:W5:278:SER:HB2	1.66	0.76
2:W5:276:ARG:NH1	7:8C:325:LEU:CD2	2.48	0.76
5:5D:2:ALA:CB	5:5D:162:PHE:CE2	2.65	0.76
2:A3:54:ALA:HB1	2:B2:282:ARG:O	1.86	0.75
2:A3:372:THR:HG21	2:A3:426:GLN:HB2	1.67	0.75
1:A6:280:LYS:HG2	1:M6:89:PRO:CD	2.14	0.75
1:A6:423:GLU:O	3:X3:104:ARG:NH2	2.19	0.75
2:E0:87:PRO:HG2	2:F0:278:SER:HG	1.48	0.75
2:E4:57:GLY:CA	5:2J:157:GLN:HE22	1.99	0.75
1:H0:54:SER:HB2	1:I0:285:GLN:NE2	2.01	0.75
1:J3:128:GLN:NE2	1:K2:290:GLU:OE2	2.18	0.75
1:J5:128:GLN:OE1	1:K4:290:GLU:CG	2.35	0.75
1:K2:88:HIS:CA	1:L2:283:HIS:CB	2.63	0.75
2:L5:86:ARG:HD2	2:M5:281:TYR:CA	2.15	0.75
2:Q2:331:LEU:HD22	1:Q3:177:VAL:HG13	1.68	0.75
1:S3:88:HIS:HD2	1:T3:283:HIS:CB	1.93	0.75
1:V0:60:LYS:HD3	1:W0:283:HIS:CG	2.21	0.75
2:W1:125:GLU:HA	3:X1:17:ILE:HG23	1.68	0.75
5:1B:116:ILE:HG12	5:1B:202:MET:HE2	1.68	0.75
5:1D:116:ILE:HG12	5:1D:202:MET:HE2	1.68	0.75
5:2J:2:ALA:CB	5:2J:162:PHE:CE2	2.64	0.75
1:A2:434:GLU:OE2	3:X1:100:ARG:CG	2.33	0.75
1:B5:85:GLN:C	1:C5:283:HIS:NE2	2.44	0.75
1:D5:60:LYS:HE3	1:E5:283:HIS:CD2	2.22	0.75
1:F3:90:GLU:CG	1:G2:280:LYS:HD2	2.16	0.75

Continued on next page...

Continued from previous page...

Atom-1	Atom-2	Interatomic distance (Å)	Clash overlap (Å)
2:F4:58:LYS:NZ	2:G3:280:GLN:HB2	2.01	0.75
1:N0:263:PRO:HG3	2:N1:396:HIS:CD2	2.21	0.75
2:N1:60:VAL:HG12	2:O1:281:TYR:CD1	2.21	0.75
1:N2:261:PRO:HA	2:N3:394:PHE:CD1	2.20	0.75
1:N4:145:THR:CB	8:N4:501:GTP:O1G	2.33	0.75
2:O3:80:PRO:N	4:Y1:205:ASN:CG	2.12	0.75
2:O5:405:GLU:CB	6:9A:597:LYS:CD	2.60	0.75
2:P5:406:MET:HA	6:9A:557:LEU:HB2	1.68	0.75
1:Q3:89:PRO:HG2	1:R3:280:LYS:NZ	2.00	0.75
1:Q5:128:GLN:HE22	1:R5:285:GLN:HG2	1.51	0.75
2:R2:86:ARG:CA	2:S2:281:TYR:CG	2.69	0.75
2:T0:344:TRP:HA	1:T1:397:LEU:HD11	1.68	0.75
1:U1:89:PRO:CG	1:V0:280:LYS:HG3	2.06	0.75
1:V0:179:THR:OG1	8:V0:501:GTP:H3'	1.86	0.75
5:1E:36:ARG:NH2	5:1F:121:ARG:HH12	1.84	0.75
5:2J:116:ILE:HG12	5:2J:202:MET:HE2	1.68	0.75
2:A1:54:ALA:C	2:B0:283:ALA:HB2	2.11	0.75
1:A6:264:ARG:HH12	3:X3:118:ILE:HG22	1.52	0.75
1:C3:88:HIS:HD2	1:D3:284:GLU:N	1.84	0.75
1:E5:85:GLN:O	1:F5:283:HIS:NE2	2.19	0.75
2:F6:87:PRO:CB	2:G5:278:SER:OG	2.34	0.75
1:G0:363:VAL:O	5:4I:197:TYR:CE1	2.39	0.75
1:G2:86:LEU:HA	1:H2:283:HIS:HD2	1.33	0.75
1:G4:60:LYS:HD3	1:H4:282:TYR:CE2	2.20	0.75
1:H2:60:LYS:HE2	1:I2:282:TYR:HH	1.50	0.75
1:O0:325:PRO:HG2	2:O1:222:TYR:CE1	2.21	0.75
2:O5:256:ASN:CG	1:O6:101:ASN:HD22	1.93	0.75
2:P1:86:ARG:HG3	2:Q0:281:TYR:HB2	1.66	0.75
2:P5:324:LYS:NZ	1:P6:210:TYR:O	2.19	0.75
1:R1:262:TYR:OH	2:R2:391:ARG:O	2.05	0.75
2:R2:46:ARG:NH2	1:R3:76:ASP:OD2	2.17	0.75
1:R5:231:ILE:HD12	8:R5:501:GTP:HN1	1.50	0.75
2:S2:60:VAL:CG1	2:T2:281:TYR:CA	2.36	0.75
2:T0:345:ILE:HG23	1:T1:398:MET:HE2	1.67	0.75
1:T1:90:GLU:HG2	1:U1:280:LYS:HZ1	1.51	0.75
2:T2:54:ALA:HA	2:U2:283:ALA:CB	2.15	0.75
1:U3:326:LYS:CB	2:U4:220:PRO:HG2	2.15	0.75
1:V0:124:LYS:HD3	1:W0:290:GLU:OE1	1.84	0.75
1:W2:90:GLU:CD	3:X1:4:ASN:HB2	2.11	0.75
5:1A:116:ILE:HG12	5:1A:202:MET:HE2	1.68	0.75
5:7B:2:ALA:CB	5:7B:162:PHE:CE2	2.64	0.75

Continued on next page...

Continued from previous page...

Atom-1	Atom-2	Interatomic distance (Å)	Clash overlap (Å)
2:C4:55:THR:CG2	2:D4:284:LEU:HD12	2.15	0.75
2:C4:87:PRO:CD	2:D4:281:TYR:HD2	1.86	0.75
1:F1:90:GLU:OE1	1:G0:284:GLU:OE2	2.05	0.75
2:F4:54:ALA:HA	2:G3:283:ALA:CB	2.17	0.75
1:I2:60:LYS:CD	2:J2:280:GLN:HB3	2.10	0.75
2:K1:60:VAL:HG11	2:L1:281:TYR:CA	2.15	0.75
2:K3:86:ARG:N	2:L3:281:TYR:CG	2.55	0.75
1:K4:88:HIS:HA	1:L4:283:HIS:HB2	1.67	0.75
2:K5:60:VAL:CG1	2:L5:281:TYR:C	2.44	0.75
2:N1:86:ARG:HG3	2:O1:278:SER:OG	1.85	0.75
1:O2:329:ASN:HD22	2:O3:208:TYR:HE2	1.32	0.75
1:O6:12:ALA:CB	8:O6:501:GTP:H8	1.69	0.75
1:P2:326:LYS:HD3	2:P3:220:PRO:HG3	1.67	0.75
2:Q0:53:GLU:C	2:R0:283:ALA:HB2	2.07	0.75
2:Q0:87:PRO:CD	2:R0:281:TYR:CD2	2.61	0.75
1:Q5:85:GLN:O	1:R5:283:HIS:NE2	2.19	0.75
1:R5:54:SER:CB	1:S5:285:GLN:HE22	1.99	0.75
2:S0:87:PRO:HD3	2:T0:281:TYR:HE1	1.47	0.75
2:S4:58:LYS:CE	2:T4:280:GLN:HB2	2.16	0.75
2:T4:2:ARG:NH2	1:T5:71:GLU:HG3	2.00	0.75
1:T5:89:PRO:HG2	1:U5:280:LYS:CD	2.16	0.75
1:U1:326:LYS:HD2	2:U2:220:PRO:CD	2.16	0.75
2:U4:84:ILE:HA	2:V3:281:TYR:HE1	1.51	0.75
2:V5:84:ILE:C	2:W5:281:TYR:CE1	2.64	0.75
2:W3:122:LYS:HZ3	3:X2:38:THR:N	1.85	0.75
5:3H:116:ILE:HG12	5:3H:202:MET:HE2	1.68	0.75
5:7A:116:ILE:HG12	5:7A:202:MET:HE2	1.68	0.75
1:A4:280:LYS:CB	1:M4:89:PRO:CG	2.56	0.75
2:B0:58:LYS:HD3	2:C0:280:GLN:O	1.87	0.75
2:B2:60:VAL:HG11	2:C2:281:TYR:CB	2.16	0.75
1:B3:89:PRO:CB	1:C3:280:LYS:HG2	2.13	0.75
2:C4:55:THR:HG21	2:D4:284:LEU:HD12	1.68	0.75
2:G5:60:VAL:CG1	2:H5:281:TYR:O	2.34	0.75
1:S1:88:HIS:CD2	1:T1:283:HIS:CB	2.46	0.75
1:S1:353:VAL:HB	2:S2:177:ASP:OD1	1.86	0.75
1:S3:263:PRO:HG3	2:S4:396:HIS:CG	2.21	0.75
2:S4:389:PHE:HZ	6:9A:433:LEU:HD11	1.44	0.75
2:U2:53:GLU:O	2:V1:283:ALA:HB2	1.55	0.75
2:U4:55:THR:HG22	2:V3:284:LEU:CB	1.91	0.75
2:V1:86:ARG:HH12	2:W1:282:ARG:CG	1.94	0.75
5:3J:116:ILE:HG12	5:3J:202:MET:HE2	1.68	0.75

Continued on next page...

Continued from previous page...

Atom-1	Atom-2	Interatomic distance (Å)	Clash overlap (Å)
5:4H:116:ILE:HG12	5:4H:202:MET:HE2	1.68	0.75
1:A2:422:ARG:NH2	3:X1:55:SER:CB	2.48	0.75
2:A3:281:TYR:CE1	2:M3:58:LYS:CE	2.70	0.75
2:C2:86:ARG:HB3	2:D2:281:TYR:C	2.11	0.75
1:C3:128:GLN:HG3	1:D3:285:GLN:OE1	1.84	0.75
1:G2:90:GLU:OE2	1:H2:216:ASN:OD1	2.04	0.75
1:I0:85:GLN:CA	2:J0:281:TYR:OH	2.35	0.75
1:J3:264:ARG:HD2	1:N2:339:ARG:NH2	2.01	0.75
2:J4:320:ARG:HH22	5:1G:143:LYS:CB	1.90	0.75
2:K1:306:ARG:O	2:N1:280:GLN:HB3	1.86	0.75
2:L3:86:ARG:NH1	2:M3:282:ARG:HG3	2.02	0.75
1:N4:124:LYS:HE2	1:O4:297:GLU:OE1	1.85	0.75
1:O2:88:HIS:CD2	1:P2:280:LYS:HZ3	2.03	0.75
1:P6:171:ILE:HG13	8:P6:501:GTP:C1'	2.15	0.75
1:R5:62:VAL:CG2	1:S5:283:HIS:O	2.32	0.75
1:S1:348:PRO:HG3	2:S2:384:GLN:HG2	1.68	0.75
2:S2:46:ARG:NH2	1:S3:76:ASP:OD2	2.19	0.75
2:S2:331:LEU:CD1	1:S3:176:GLN:HG2	2.17	0.75
2:S6:60:VAL:HG11	2:T6:281:TYR:CD1	2.20	0.75
1:T1:60:LYS:HD2	1:U1:282:TYR:CE1	2.21	0.75
2:U4:55:THR:HG21	2:V3:284:LEU:HG	0.76	0.75
1:W4:326:LYS:NZ	2:W5:220:PRO:CG	2.50	0.75
1:W6:117:LEU:CD1	3:X3:6:PHE:HB2	2.17	0.75
1:F1:278:ALA:HB1	5:4J:9:ARG:NH1	2.00	0.75
1:H0:31:GLN:CD	5:4H:199:ILE:CD1	2.60	0.75
1:I6:89:PRO:HD2	2:J6:278:SER:HA	1.69	0.75
2:K5:86:ARG:NH2	2:L5:282:ARG:HH12	1.27	0.75
2:L5:58:LYS:CE	2:M5:280:GLN:HB2	2.17	0.75
1:N0:258:ASN:HD21	2:N1:180:VAL:HG22	1.51	0.75
2:P1:87:PRO:HD3	2:Q0:281:TYR:CE2	2.22	0.75
2:R2:84:ILE:C	2:S2:281:TYR:CE1	2.62	0.75
2:R4:392:LYS:CD	6:9A:473:PHE:HE1	2.00	0.75
1:S1:62:VAL:CG2	1:T1:283:HIS:HB3	2.16	0.75
2:S2:60:VAL:HG13	2:T2:281:TYR:HA	1.65	0.75
2:T4:350:LYS:HG3	1:T5:179:THR:O	1.87	0.75
2:U4:55:THR:CG2	2:V3:284:LEU:H	1.93	0.75
1:W4:329:ASN:ND2	2:W5:175:VAL:HG13	2.02	0.75
2:W5:2:ARG:NH1	1:W6:71:GLU:OE2	2.16	0.75
5:3E:2:ALA:CB	5:3E:162:PHE:CE2	2.64	0.75
1:A4:89:PRO:N	1:B3:280:LYS:HE2	2.01	0.75
1:A6:419:SER:OG	3:X3:108:TYR:CZ	2.18	0.75

Continued on next page...

Continued from previous page...

Atom-1	Atom-2	Interatomic distance (Å)	Clash overlap (Å)
2:C0:87:PRO:C	2:D0:278:SER:HB2	2.11	0.75
1:F5:85:GLN:NE2	1:G4:282:TYR:HD1	1.85	0.75
1:J3:31:GLN:CD	5:2G:199:ILE:HG21	2.07	0.75
2:L5:58:LYS:HE2	2:M5:280:GLN:CB	2.17	0.75
2:N5:327:ASP:HB3	1:N6:177:VAL:HB	1.69	0.75
1:O0:143:GLY:HA3	8:O0:501:GTP:O2B	1.87	0.75
2:P1:58:LYS:HZ3	2:Q0:280:GLN:CD	1.95	0.75
2:P5:405:GLU:CB	6:9A:558:THR:HG21	2.17	0.75
2:Q2:404:ASP:CG	6:9B:511:GLU:HB3	2.10	0.75
2:R6:138:SER:OG	9:R6:501:GDP:H4'	1.87	0.75
2:S2:390:ARG:NH1	6:9B:436:LYS:C	2.45	0.75
2:S6:86:ARG:NE	2:T6:281:TYR:HB2	2.02	0.75
1:B1:89:PRO:CG	1:C1:280:LYS:CG	2.64	0.75
2:E4:54:ALA:CA	2:F4:283:ALA:CB	2.52	0.75
2:K1:53:GLU:O	2:L1:283:ALA:CB	2.26	0.75
2:L3:87:PRO:CG	2:M3:277:GLY:O	2.35	0.75
2:N5:260:PHE:CE1	1:N6:402:ARG:O	2.39	0.75
1:S1:62:VAL:CG1	1:T1:283:HIS:HB3	2.16	0.75
2:S4:122:LYS:CB	2:T4:291:GLN:NE2	2.50	0.75
2:U2:251:ARG:O	1:U3:100:ALA:HB1	1.87	0.75
2:U2:271:ALA:HB3	2:U2:365:ALA:HB3	1.68	0.75
1:V0:160:ASP:HA	1:W0:339:ARG:HH21	1.52	0.75
5:7A:11:MET:HB2	5:7A:191:SER:HB3	1.67	0.75
5:6C:2:ALA:CB	5:6C:162:PHE:CE2	2.64	0.75
1:A4:280:LYS:HE3	1:M4:89:PRO:HB2	1.67	0.74
1:A4:282:TYR:O	1:M4:60:LYS:HD3	1.87	0.74
2:D0:86:ARG:HH11	2:E0:282:ARG:HD3	1.49	0.74
2:D6:54:ALA:CA	2:E6:283:ALA:CA	2.62	0.74
2:E6:84:ILE:CA	2:F6:281:TYR:HE1	2.00	0.74
1:K2:88:HIS:CE1	1:L2:284:GLU:OE2	2.40	0.74
1:K4:88:HIS:CA	1:L4:283:HIS:CB	2.65	0.74
1:Q3:352:LYS:HA	2:Q4:177:ASP:O	1.87	0.74
1:Q5:171:ILE:HD12	8:Q5:501:GTP:N3	2.01	0.74
1:S5:10:GLY:HA3	8:S5:501:GTP:PB	2.27	0.74
1:T3:32:PRO:HG2	5:6A:200:ILE:HD11	0.75	0.74
1:T3:171:ILE:CG2	8:T3:501:GTP:HN22	1.99	0.74
1:U5:60:LYS:CD	1:V4:283:HIS:CG	2.58	0.74
2:V1:323:MET:HG2	1:V2:224:TYR:CZ	2.21	0.74
2:B4:60:VAL:CG1	2:C4:281:TYR:CA	2.64	0.74
1:E3:56:THR:OG1	1:F3:285:GLN:NE2	2.20	0.74
1:I6:89:PRO:CG	2:J6:278:SER:HA	2.15	0.74

Continued on next page...

Continued from previous page...

Atom-1	Atom-2	Interatomic distance (Å)	Clash overlap (Å)
1:K4:62:VAL:HG13	1:L4:283:HIS:HB3	1.67	0.74
2:N3:86:ARG:CG	2:O3:278:SER:OG	2.35	0.74
1:N4:87:PHE:N	1:O4:283:HIS:CD2	2.54	0.74
1:N4:248:LEU:HD11	2:N5:222:TYR:CE2	2.21	0.74
2:N5:87:PRO:HG2	2:O5:278:SER:HB3	1.61	0.74
1:O4:90:GLU:CD	1:P4:280:LYS:NZ	2.45	0.74
2:Q2:389:PHE:HA	6:9B:519:TRP:CH2	2.21	0.74
2:Q4:409:THR:HG22	6:9A:518:LYS:CD	2.15	0.74
1:R5:12:ALA:HB1	8:R5:501:GTP:C8	2.21	0.74
2:S2:258:VAL:O	1:S3:406:HIS:HE1	1.70	0.74
2:S2:390:ARG:HH12	6:9B:436:LYS:C	1.94	0.74
1:U3:347:CYS:HA	2:U4:388:MET:CE	2.16	0.74
2:U6:142:GLY:N	9:U6:501:GDP:O3B	2.19	0.74
2:V3:84:ILE:C	2:W3:281:TYR:CE1	2.65	0.74
1:W4:260:VAL:O	2:W5:397:TRP:NE1	2.17	0.74
2:D2:122:LYS:HD3	2:E2:291:GLN:HE22	1.49	0.74
1:F1:221:ARG:HE	5:4J:152:GLU:HG2	1.53	0.74
1:F3:89:PRO:HD3	1:G2:283:HIS:NE2	2.02	0.74
1:H0:363:VAL:CA	5:4H:197:TYR:CE1	2.61	0.74
2:H1:122:LYS:CE	2:I1:291:GLN:CG	2.53	0.74
1:K4:60:LYS:NZ	1:L4:282:TYR:CE2	2.55	0.74
1:N4:60:LYS:HD2	1:O4:282:TYR:CD1	2.22	0.74
2:O3:251:ARG:CZ	1:O4:105:ARG:NH1	2.50	0.74
2:R2:405:GLU:CB	6:9B:472:SER:OG	2.34	0.74
2:S4:406:MET:O	6:9A:429:TYR:CE1	2.40	0.74
2:T0:60:VAL:CG1	2:U0:281:TYR:HA	2.17	0.74
2:V3:84:ILE:CA	2:W3:281:TYR:CE1	2.70	0.74
1:A4:434:GLU:CA	3:X2:100:ARG:NH2	2.51	0.74
2:C4:87:PRO:C	2:D4:278:SER:CB	2.51	0.74
2:E2:84:ILE:HA	2:F2:281:TYR:CE1	2.23	0.74
1:F1:364:PRO:C	5:4J:6:ARG:HH22	1.94	0.74
2:G3:267:MET:HE1	2:G3:303:CYS:HB2	1.68	0.74
2:H3:87:PRO:HD2	2:I3:278:SER:HB2	0.78	0.74
1:H4:124:LYS:HG2	1:I4:290:GLU:OE2	1.87	0.74
1:J3:32:PRO:CG	5:2G:200:ILE:HD13	2.17	0.74
2:J4:320:ARG:CG	5:1G:148:TYR:OH	2.35	0.74
2:L1:87:PRO:HD3	2:M1:281:TYR:HD2	1.49	0.74
2:N1:322:SER:OG	1:N2:221:ARG:HB3	1.86	0.74
1:N2:127:ASP:OD1	1:O2:290:GLU:HA	1.87	0.74
1:O2:56:THR:CG2	1:P2:284:GLU:O	2.34	0.74
1:P0:325:PRO:HG2	2:P1:222:TYR:CZ	2.22	0.74

Continued on next page...

Continued from previous page...

Atom-1	Atom-2	Interatomic distance (Å)	Clash overlap (Å)
2:P3:404:ASP:CG	6:9B:554:LYS:HA	1.95	0.74
1:Q3:353:VAL:HG22	2:Q4:177:ASP:HB3	1.68	0.74
2:T6:55:THR:HG21	2:U6:284:LEU:HD13	1.68	0.74
2:V1:118:ASP:HB2	2:W1:297:LYS:NZ	2.02	0.74
1:W4:121:ARG:HH22	3:X2:4:ASN:C	1.95	0.74
6:9A:472:SER:O	6:9A:476:TRP:CD1	2.40	0.74
2:F6:84:ILE:HA	2:G5:281:TYR:HE1	1.52	0.74
2:F6:87:PRO:HD3	2:G5:281:TYR:CD2	2.22	0.74
2:H1:122:LYS:HG3	2:I1:291:GLN:CG	2.17	0.74
2:H5:55:THR:HG21	2:I5:284:LEU:HB3	1.68	0.74
1:K4:89:PRO:HG2	1:L4:280:LYS:CG	2.10	0.74
2:N1:324:LYS:HG3	1:N2:210:TYR:HB3	1.70	0.74
2:N3:1:MET:HG3	1:N4:72:PRO:HG3	1.68	0.74
1:N4:88:HIS:HD1	1:N4:90:GLU:H	1.34	0.74
2:N5:272:PRO:HG3	2:N5:364:SER:HA	1.68	0.74
2:N5:347:ASN:ND2	1:N6:178:SER:HB2	2.03	0.74
2:O5:226:ASN:OD1	9:O5:501:GDP:O6	2.06	0.74
2:P1:322:SER:HB3	1:P2:222:PRO:O	1.86	0.74
2:Q4:84:ILE:CG1	2:R4:281:TYR:HE1	1.99	0.74
1:Q5:89:PRO:HG2	1:R5:280:LYS:CG	2.04	0.74
2:R2:406:MET:CG	6:9B:468:GLU:O	2.35	0.74
2:R4:87:PRO:HG2	2:S4:278:SER:CB	2.17	0.74
2:S2:54:ALA:CA	2:T2:283:ALA:HA	2.08	0.74
2:S4:271:ALA:HB2	2:S4:293:MET:HE2	1.69	0.74
1:S5:12:ALA:HB3	8:S5:501:GTP:O2A	1.85	0.74
2:S6:60:VAL:HG21	2:T6:281:TYR:C	2.12	0.74
2:T0:54:ALA:HA	2:U0:283:ALA:HA	0.82	0.74
2:U0:252:LYS:CA	1:U1:100:ALA:HB1	2.17	0.74
1:W6:143:GLY:HA2	8:W6:501:GTP:O1A	1.85	0.74
5:2C:2:ALA:CB	5:2C:162:PHE:CE2	2.64	0.74
1:A6:434:GLU:CG	3:X3:100:ARG:HD3	2.18	0.74
2:F6:54:ALA:HB1	2:G5:282:ARG:O	1.87	0.74
2:G3:55:THR:HG21	2:H3:284:LEU:HD12	1.69	0.74
1:H0:364:PRO:HB3	5:4H:7:HIS:HE2	1.53	0.74
1:K2:62:VAL:HG21	1:L2:283:HIS:CA	2.18	0.74
2:Q0:122:LYS:HG3	2:R0:291:GLN:CD	2.12	0.74
1:R1:87:PHE:O	1:S1:283:HIS:CE1	2.40	0.74
2:S2:256:ASN:OD1	1:S3:182:VAL:HG12	1.88	0.74
2:U2:347:ASN:ND2	1:U3:394:LYS:NZ	2.36	0.74
1:U3:348:PRO:HD2	2:U4:388:MET:HE2	1.70	0.74
1:V2:256:GLN:HG2	2:V3:397:TRP:CH2	2.22	0.74

Continued on next page...

Continued from previous page...

Atom-1	Atom-2	Interatomic distance (Å)	Clash overlap (Å)
2:W1:125:GLU:CA	3:X1:17:ILE:CG1	2.57	0.74
5:3H:77:LYS:NZ	5:3I:99:GLU:CG	2.50	0.74
5:6A:2:ALA:CB	5:6A:162:PHE:CE2	2.64	0.74
5:5A:11:MET:HB2	5:5A:191:SER:HB3	1.67	0.74
1:C1:88:HIS:CD2	1:D1:284:GLU:HB3	2.18	0.74
1:D3:85:GLN:O	1:E3:283:HIS:HE1	1.71	0.74
1:I6:89:PRO:CD	2:J6:281:TYR:CD1	2.47	0.74
2:K5:60:VAL:CB	2:L5:281:TYR:HA	2.15	0.74
1:O4:357:TYR:CZ	4:Y2:202:ARG:HA	2.23	0.74
2:O5:204:ASN:ND2	9:O5:501:GDP:HO2'	1.83	0.74
2:Q2:260:PHE:CZ	1:Q3:403:ALA:HA	2.21	0.74
2:R0:60:VAL:HG12	2:S0:281:TYR:HD1	1.51	0.74
1:R3:128:GLN:NE2	1:S3:290:GLU:CD	2.43	0.74
2:S0:86:ARG:CB	2:T0:281:TYR:HB3	2.15	0.74
5:3I:2:ALA:CB	5:3I:162:PHE:HE2	2.01	0.74
5:4I:99:GLU:CG	5:4H:77:LYS:NZ	2.50	0.74
1:A4:283:HIS:ND1	1:M4:60:LYS:HE2	2.03	0.74
1:A6:283:HIS:NE2	1:M6:60:LYS:HE3	2.03	0.74
1:A6:431:ASP:OD1	3:X3:102:ARG:NH1	2.19	0.74
1:C5:62:VAL:HG23	1:D5:283:HIS:HA	0.75	0.74
2:K1:340:TYR:OH	2:N1:281:TYR:C	2.30	0.74
1:K2:62:VAL:HG21	1:L2:283:HIS:HA	1.67	0.74
2:L1:86:ARG:CB	2:M1:281:TYR:CB	2.66	0.74
1:N4:286:LEU:CD1	1:N4:291:ILE:CG2	2.66	0.74
2:R4:345:ILE:HD13	1:R5:398:MET:HA	1.68	0.74
2:R4:405:GLU:C	6:9A:472:SER:HB3	2.12	0.74
1:T1:32:PRO:HD2	5:7A:199:ILE:CG2	2.18	0.74
1:T5:12:ALA:CB	8:T5:501:GTP:N9	2.50	0.74
1:T5:56:THR:CA	1:U5:285:GLN:CB	2.66	0.74
1:U1:60:LYS:HD2	1:V0:283:HIS:HA	0.76	0.74
2:V1:60:VAL:CG1	2:W1:281:TYR:CA	2.47	0.74
1:W0:90:GLU:HG2	3:X0:4:ASN:HB2	1.70	0.74
1:W0:346:TRP:O	2:W1:388:MET:HG2	1.87	0.74
5:2D:71:TYR:C	5:2E:121:ARG:NH2	2.25	0.74
5:3C:2:ALA:CB	5:3C:162:PHE:CE2	2.64	0.74
6:9A:515:ALA:O	6:9A:519:TRP:HD1	1.70	0.74
1:A4:88:HIS:CD2	1:B3:280:LYS:HZ3	2.05	0.74
1:A6:423:GLU:OE1	3:X3:104:ARG:CZ	2.35	0.74
1:B3:89:PRO:HD2	1:C3:280:LYS:HG2	0.76	0.74
2:B4:67:ASP:O	2:B4:92:PHE:HA	1.88	0.74
1:D5:62:VAL:HG23	1:E5:283:HIS:O	1.87	0.74

Continued on next page...

Continued from previous page...

Atom-1	Atom-2	Interatomic distance (Å)	Clash overlap (Å)
2:E4:56:GLY:H	5:2J:153:TRP:C	1.96	0.74
2:E4:56:GLY:C	5:2J:157:GLN:NE2	2.40	0.74
1:J3:264:ARG:NH1	1:N2:339:ARG:NH2	2.30	0.74
1:J5:60:LYS:HZ1	1:K4:283:HIS:CD2	2.04	0.74
2:K5:86:ARG:CA	2:L5:281:TYR:CB	2.65	0.74
2:L5:324:LYS:H	1:L6:221:ARG:HA	0.67	0.74
2:Q2:260:PHE:CE1	1:Q3:402:ARG:O	2.40	0.74
2:T2:144:GLY:N	9:T2:501:GDP:O2B	2.21	0.74
2:T6:16:ILE:HD11	9:T6:501:GDP:C2	2.22	0.74
2:U4:55:THR:HG23	2:V3:284:LEU:H	1.44	0.74
2:W1:142:GLY:N	9:W1:501:GDP:O2B	2.19	0.74
5:2D:123:LEU:HB2	5:2D:131:ILE:HD13	1.69	0.74
5:7D:2:ALA:CB	5:7D:162:PHE:HE2	2.01	0.74
1:C1:128:GLN:OE1	1:D1:287:SER:OG	2.04	0.74
1:G0:85:GLN:HB2	1:H0:283:HIS:HE1	1.53	0.74
1:G0:363:VAL:O	5:4I:197:TYR:OH	2.06	0.74
2:G5:125:GLU:HG3	2:H5:336:LYS:HZ2	1.49	0.74
1:H0:62:VAL:HG21	1:I0:283:HIS:C	2.12	0.74
1:I4:89:PRO:CD	2:J4:278:SER:HA	2.17	0.74
1:M4:31:GLN:OE1	5:1D:199:ILE:CD1	2.35	0.74
1:N2:87:PHE:N	1:O2:283:HIS:CE1	2.56	0.74
2:O3:122:LYS:HG3	2:P3:291:GLN:CD	2.13	0.74
2:O3:129:CYS:HB3	1:O4:96:LYS:HD2	1.68	0.74
2:P5:323:MET:HB3	1:P6:210:TYR:OH	1.86	0.74
2:Q2:251:ARG:CD	1:Q3:105:ARG:NH1	2.51	0.74
1:S1:88:HIS:CE1	1:T1:284:GLU:OE2	2.41	0.74
2:U2:261:PRO:HG3	1:U3:406:HIS:ND1	2.03	0.74
1:V0:88:HIS:CE1	1:W0:280:LYS:HZ3	2.05	0.74
1:V2:325:PRO:CG	2:V3:222:TYR:CZ	2.67	0.74
2:W5:226:ASN:ND2	9:W5:501:GDP:O6	2.21	0.74
2:B4:84:ILE:HA	2:C4:281:TYR:HE1	1.53	0.73
2:C4:55:THR:OG1	2:D4:284:LEU:HD12	1.88	0.73
1:F1:90:GLU:OE2	1:G0:280:LYS:HE3	1.88	0.73
1:K0:88:HIS:N	1:L0:283:HIS:CD2	2.55	0.73
1:K2:309:HIS:HE1	1:N2:282:TYR:HB3	1.39	0.73
1:N4:89:PRO:CB	1:O4:280:LYS:HZ2	2.00	0.73
2:O1:217:LEU:HD22	4:Y0:241:GLU:OE2	1.87	0.73
1:P0:1:MET:CE	2:P1:94:GLN:NE2	2.51	0.73
2:P3:406:MET:CE	6:9B:557:LEU:HD22	2.17	0.73
1:P4:88:HIS:CD2	1:Q3:283:HIS:HB2	2.22	0.73
2:Q2:324:LYS:HD3	1:Q3:222:PRO:CG	2.18	0.73

Continued on next page...

Continued from previous page...

Atom-1	Atom-2	Interatomic distance (Å)	Clash overlap (Å)
2:Q2:389:PHE:HZ	6:9B:519:TRP:NE1	1.83	0.73
2:S0:86:ARG:HG3	2:T0:281:TYR:CB	2.18	0.73
2:T0:252:LYS:HA	1:T1:100:ALA:HB1	1.68	0.73
2:T0:258:VAL:CG2	1:T1:407:TRP:HZ2	2.00	0.73
2:T2:58:LYS:CD	2:U2:280:GLN:HB3	2.17	0.73
1:T5:12:ALA:HB1	8:T5:501:GTP:C5	2.23	0.73
2:T6:87:PRO:HD2	2:U6:278:SER:HB2	1.70	0.73
1:U1:60:LYS:HD2	1:V0:283:HIS:N	2.01	0.73
2:V3:84:ILE:O	2:W3:281:TYR:HD1	1.68	0.73
1:W0:325:PRO:HG2	2:W1:222:TYR:CE2	2.23	0.73
5:6A:2:ALA:CB	5:6A:162:PHE:HE2	2.00	0.73
2:A1:58:LYS:HD2	2:B0:280:GLN:C	2.08	0.73
2:A5:83:GLN:O	2:B4:281:TYR:CE2	2.39	0.73
1:A6:419:SER:C	3:X3:108:TYR:CE1	2.66	0.73
2:F4:86:ARG:HD3	2:G3:281:TYR:O	1.87	0.73
2:G1:60:VAL:HG12	2:H1:281:TYR:HB3	1.68	0.73
2:H5:83:GLN:C	2:I5:281:TYR:OH	2.30	0.73
2:K1:86:ARG:CA	2:L1:281:TYR:CG	2.68	0.73
1:O0:224:TYR:CD2	8:O0:501:GTP:C6	2.76	0.73
2:O1:118:ASP:OD1	2:P1:297:LYS:HE3	1.87	0.73
1:O2:348:PRO:CG	2:O3:384:GLN:HG2	2.19	0.73
1:O6:171:ILE:CG2	8:O6:501:GTP:H1'	2.18	0.73
2:Q0:86:ARG:HH12	2:R0:282:ARG:HA	1.52	0.73
2:Q2:122:LYS:CD	2:R2:291:GLN:CG	2.39	0.73
2:Q2:406:MET:HA	6:9B:515:ALA:CA	2.18	0.73
2:Q2:406:MET:HA	6:9B:518:LYS:HD2	1.69	0.73
1:Q5:60:LYS:CE	1:R5:282:TYR:CD2	2.68	0.73
1:R3:351:PHE:O	2:R4:177:ASP:C	2.31	0.73
1:T3:56:THR:OG1	1:U3:285:GLN:N	2.21	0.73
2:T4:58:LYS:HE2	2:U4:280:GLN:CB	2.17	0.73
2:U2:251:ARG:HB3	1:U3:100:ALA:HB2	1.67	0.73
2:V1:129:CYS:SG	1:V2:96:LYS:CG	2.76	0.73
1:A6:264:ARG:HG2	3:X3:117:PHE:HD2	1.53	0.73
1:B3:56:THR:HG22	1:C3:284:GLU:C	2.11	0.73
1:B3:124:LYS:HZ3	1:C3:297:GLU:CD	1.88	0.73
1:D1:56:THR:HA	1:E1:285:GLN:NE2	2.02	0.73
2:E0:122:LYS:NZ	2:F0:292:GLN:OE1	2.21	0.73
1:I2:89:PRO:CG	2:J2:277:GLY:CA	2.57	0.73
1:J3:26:LEU:CD1	5:2G:197:TYR:HD1	2.02	0.73
1:M4:32:PRO:HD3	5:1D:196:VAL:HG13	1.69	0.73
1:N0:258:ASN:ND2	2:N1:180:VAL:HG22	2.03	0.73

Continued on next page...

Continued from previous page...

Atom-1	Atom-2	Interatomic distance (Å)	Clash overlap (Å)
1:N2:123:ARG:NH1	1:O2:297:GLU:HG2	2.03	0.73
2:N3:58:LYS:HE2	2:O3:280:GLN:C	2.13	0.73
1:N4:60:LYS:HD2	1:O4:282:TYR:CG	2.23	0.73
1:O4:254:GLU:HG2	2:O5:98:GLY:HA2	1.70	0.73
2:P5:351:THR:CG2	1:P6:179:THR:HG22	2.17	0.73
1:P6:90:GLU:CG	1:Q5:280:LYS:CE	2.64	0.73
1:Q1:62:VAL:HG12	1:R1:283:HIS:CB	2.18	0.73
1:R3:364:PRO:HG3	5:6C:197:TYR:HD1	1.05	0.73
2:S2:404:ASP:HB2	6:9B:429:TYR:CD2	2.24	0.73
1:U3:56:THR:HG23	1:V2:285:GLN:HA	1.70	0.73
1:A0:284:GLU:CD	1:M0:88:HIS:CE1	2.67	0.73
1:A2:419:SER:C	3:X1:108:TYR:CE1	2.67	0.73
1:B1:89:PRO:CA	1:C1:280:LYS:NZ	2.51	0.73
2:B4:60:VAL:HG11	2:C4:281:TYR:C	2.14	0.73
1:C3:54:SER:HB2	1:D3:285:GLN:NE2	2.03	0.73
2:I5:122:LYS:HE2	1:J5:290:GLU:OE2	1.87	0.73
2:N1:54:ALA:HA	2:O1:283:ALA:CB	2.19	0.73
1:O6:89:PRO:HG2	1:P6:280:LYS:HD3	1.70	0.73
1:O6:171:ILE:CB	8:O6:501:GTP:H1'	2.17	0.73
1:R1:54:SER:OG	1:S1:285:GLN:CG	2.36	0.73
2:R2:86:ARG:CG	2:S2:281:TYR:CB	2.66	0.73
2:R4:331:LEU:HD21	1:R5:176:GLN:OE1	1.89	0.73
1:S3:88:HIS:ND1	1:T3:280:LYS:CG	2.39	0.73
2:S4:58:LYS:HD2	2:T4:280:GLN:CB	2.18	0.73
2:T0:86:ARG:HG3	2:U0:278:SER:HB3	1.67	0.73
1:T3:31:GLN:HE22	5:6A:196:VAL:N	1.84	0.73
2:T6:144:GLY:CA	9:T6:501:GDP:O2B	2.36	0.73
1:V4:140:SER:OG	8:V4:501:GTP:O2B	2.06	0.73
2:V5:54:ALA:HA	2:W5:283:ALA:CB	2.18	0.73
5:3C:77:LYS:HZ3	5:3D:89:LYS:NZ	1.83	0.73
5:2I:2:ALA:CB	5:2I:162:PHE:HE2	2.01	0.73
5:6B:2:ALA:CB	5:6B:162:PHE:HE2	2.00	0.73
5:5D:2:ALA:CB	5:5D:162:PHE:HE2	2.01	0.73
2:C4:86:ARG:NH2	2:D4:282:ARG:CA	2.24	0.73
1:G4:60:LYS:NZ	1:H4:282:TYR:HE2	1.80	0.73
2:I3:87:PRO:HG2	1:J3:280:LYS:HA	1.71	0.73
2:J2:122:LYS:HG3	2:K1:291:GLN:HE22	0.92	0.73
1:K0:87:PHE:C	1:L0:283:HIS:CD2	2.66	0.73
2:N5:12:CYS:HB2	9:N5:501:GDP:O1A	1.87	0.73
2:Q2:392:LYS:HG3	6:9B:519:TRP:CH2	2.22	0.73
1:R1:62:VAL:CG2	1:S1:285:GLN:HE21	2.01	0.73

Continued on next page...

Continued from previous page...

Atom-1	Atom-2	Interatomic distance (Å)	Clash overlap (Å)
2:R2:58:LYS:NZ	2:S2:280:GLN:HB2	2.03	0.73
2:S0:60:VAL:HG11	2:T0:281:TYR:HD2	1.52	0.73
2:S2:345:ILE:HD11	1:S3:398:MET:SD	2.28	0.73
1:S3:62:VAL:HG11	1:T3:283:HIS:HB3	1.70	0.73
1:S5:85:GLN:OE1	1:T5:279:GLU:OE2	2.06	0.73
1:V2:124:LYS:HE2	1:W2:290:GLU:CD	2.13	0.73
1:A2:430:LYS:HE3	3:X1:153:ARG:NH1	2.03	0.73
2:A5:58:LYS:HZ3	2:B4:280:GLN:HE21	1.34	0.73
2:A5:281:TYR:CE2	2:M5:58:LYS:NZ	2.56	0.73
2:B0:58:LYS:CE	2:C0:281:TYR:CE1	2.71	0.73
2:G5:53:GLU:C	2:H5:283:ALA:HB1	1.80	0.73
1:H2:89:PRO:HB2	1:I2:280:LYS:CG	2.10	0.73
2:I3:87:PRO:CD	1:J3:280:LYS:HD2	2.19	0.73
1:K0:308:ARG:HB3	1:N0:283:HIS:HA	1.70	0.73
2:K5:86:ARG:N	2:L5:281:TYR:CG	2.43	0.73
2:L5:86:ARG:CG	2:M5:281:TYR:HB3	2.10	0.73
1:N2:326:LYS:CE	2:N3:220:PRO:HG2	2.16	0.73
2:N3:53:GLU:O	2:O3:283:ALA:CB	2.37	0.73
2:O3:404:ASP:HA	6:9B:597:LYS:CG	2.17	0.73
2:O5:324:LYS:NZ	1:O6:214:ARG:HB2	2.03	0.73
1:Q3:90:GLU:CD	1:R3:280:LYS:HE3	2.13	0.73
2:S2:344:TRP:HZ3	1:S3:403:ALA:HB2	1.53	0.73
2:U2:46:ARG:NH2	1:U3:76:ASP:OD2	2.22	0.73
1:U5:89:PRO:CG	1:V4:280:LYS:HG2	2.18	0.73
2:V1:350:LYS:HA	1:V2:179:THR:O	1.88	0.73
2:V3:84:ILE:CA	2:W3:281:TYR:HE1	2.01	0.73
1:W2:117:LEU:CD1	3:X1:6:PHE:HB3	2.06	0.73
2:W3:125:GLU:CB	3:X2:17:ILE:HG12	2.18	0.73
5:4J:2:ALA:CB	5:4J:162:PHE:HE2	2.00	0.73
1:A4:55:GLU:O	1:B3:285:GLN:CG	2.37	0.73
2:C4:86:ARG:HG3	2:D4:278:SER:HG	1.49	0.73
1:D3:60:LYS:CE	1:E3:282:TYR:HB3	2.19	0.73
1:I6:89:PRO:HG2	2:J6:277:GLY:O	1.88	0.73
2:J4:406:MET:CG	2:N3:306:ARG:HB2	2.19	0.73
2:K1:85:PHE:O	2:L1:281:TYR:CE1	2.42	0.73
2:R2:406:MET:SD	6:9B:468:GLU:O	2.47	0.73
1:R5:128:GLN:CB	1:S5:290:GLU:OE2	2.36	0.73
2:S6:60:VAL:HG21	2:T6:281:TYR:CA	2.19	0.73
2:U2:87:PRO:CG	2:V1:278:SER:HB2	2.18	0.73
1:V4:88:HIS:CE1	1:W4:280:LYS:HB3	2.23	0.73
1:V4:128:GLN:NE2	1:W4:285:GLN:CG	2.51	0.73

Continued on next page...

Continued from previous page...

Atom-1	Atom-2	Interatomic distance (Å)	Clash overlap (Å)
1:V4:128:GLN:HE22	1:W4:285:GLN:CG	2.02	0.73
2:W1:125:GLU:HA	3:X1:17:ILE:CG2	2.18	0.73
2:W3:131:GLN:HG2	1:W4:97:GLU:OE2	1.88	0.73
5:2F:2:ALA:CB	5:2F:162:PHE:HE2	2.01	0.73
6:9A:512:ALA:O	6:9A:516:PHE:HD2	1.71	0.73
1:C5:89:PRO:HB2	1:D5:280:LYS:CD	2.17	0.73
2:E0:86:ARG:CZ	2:F0:282:ARG:HH12	2.00	0.73
1:F3:89:PRO:CD	1:G2:283:HIS:CD2	2.72	0.73
2:G3:83:GLN:HB2	2:H3:281:TYR:OH	1.89	0.73
1:H0:31:GLN:CA	5:4H:196:VAL:HG13	2.18	0.73
2:H5:122:LYS:NZ	2:I5:291:GLN:CB	2.46	0.73
1:J3:55:GLU:O	1:K2:285:GLN:CD	2.31	0.73
2:J4:406:MET:HB3	2:N3:306:ARG:HH22	1.47	0.73
2:L1:86:ARG:NH1	2:M1:282:ARG:CB	2.51	0.73
2:L3:84:ILE:C	2:M3:281:TYR:HE1	1.79	0.73
2:O3:261:PRO:HG3	1:O4:406:HIS:CG	2.23	0.73
2:O3:261:PRO:HG3	1:O4:406:HIS:ND1	2.04	0.73
2:O3:312:THR:HG23	1:O4:181:VAL:HG21	1.71	0.73
1:O4:145:THR:HB	8:O4:501:GTP:O1G	1.88	0.73
1:P2:349:THR:HG23	2:P3:384:GLN:NE2	2.04	0.73
2:Q0:246:LEU:HD11	8:Q1:501:GTP:H2'	1.68	0.73
2:Q4:386:THR:HG22	6:9A:522:LYS:HE2	0.75	0.73
1:R3:260:VAL:CG2	2:R4:397:TRP:HZ2	2.01	0.73
1:S1:251:ASP:OD2	2:S2:69:GLU:OE2	2.06	0.73
1:S1:326:LYS:HB2	2:S2:220:PRO:HG2	1.69	0.73
2:S2:323:MET:HE3	1:S3:210:TYR:HE1	1.53	0.73
1:S5:261:PRO:HA	2:S6:394:PHE:CD2	2.23	0.73
2:T2:344:TRP:HA	1:T3:397:LEU:HD21	1.70	0.73
2:T4:84:ILE:HA	2:U4:281:TYR:CE1	2.23	0.73
1:V2:62:VAL:HG11	1:W2:283:HIS:HB3	1.71	0.73
1:V4:60:LYS:HE3	1:W4:282:TYR:HB3	1.71	0.73
2:W1:125:GLU:HG3	3:X1:45:LEU:H	1.54	0.73
2:W1:126:SER:O	3:X1:18:GLY:C	2.32	0.73
5:3C:2:ALA:CB	5:3C:162:PHE:HE2	2.00	0.73
1:A4:420:GLU:CA	3:X2:108:TYR:HE1	2.01	0.73
1:B3:124:LYS:HZ1	1:C3:297:GLU:CD	1.88	0.73
2:D2:122:LYS:HB2	2:E2:291:GLN:HE21	1.53	0.73
2:D2:122:LYS:HB2	2:E2:291:GLN:NE2	2.04	0.73
1:E3:62:VAL:HG21	1:F3:283:HIS:HB3	1.70	0.73
2:G5:54:ALA:HB1	2:H5:282:ARG:C	2.13	0.73
1:N0:60:LYS:CE	1:O0:282:TYR:CD2	2.72	0.73

Continued on next page...

Continued from previous page...

Atom-1	Atom-2	Interatomic distance (Å)	Clash overlap (Å)
1:N0:254:GLU:OE1	2:N1:99:ASN:CG	2.32	0.73
1:N2:62:VAL:HG11	1:O2:283:HIS:CB	2.18	0.73
2:N5:327:ASP:HB3	1:N6:177:VAL:CB	2.19	0.73
2:P3:404:ASP:OD2	6:9B:554:LYS:O	2.06	0.73
2:P5:60:VAL:HG21	2:Q4:281:TYR:C	2.13	0.73
1:P6:206:ASN:ND2	8:P6:501:GTP:HO2'	1.86	0.73
2:Q4:386:THR:HG21	6:9A:522:LYS:HG2	1.69	0.73
1:R1:260:VAL:HB	2:R2:397:TRP:HZ2	1.54	0.73
1:T1:123:ARG:HH11	1:U1:297:GLU:HG2	1.52	0.73
2:U4:261:PRO:HG3	1:U5:406:HIS:ND1	2.04	0.73
1:A4:56:THR:HG23	1:B3:285:GLN:HA	0.73	0.73
1:A6:400:ALA:HA	3:X3:52:THR:O	1.89	0.73
2:E2:58:LYS:NZ	2:F2:280:GLN:CD	2.46	0.73
2:K5:55:THR:HG22	2:L5:284:LEU:CD1	2.19	0.73
1:L0:88:HIS:HE2	1:M0:284:GLU:CB	1.88	0.73
1:N2:124:LYS:HE2	1:O2:297:GLU:CD	2.12	0.73
1:N4:89:PRO:HB2	1:O4:280:LYS:NZ	2.03	0.73
1:N4:435:VAL:HA	2:N5:391:ARG:HH21	1.54	0.73
1:P2:253:THR:HG22	2:P3:98:GLY:HA3	1.69	0.73
2:P5:60:VAL:HG13	2:Q4:281:TYR:CD1	2.17	0.73
2:Q0:58:LYS:HE2	2:R0:280:GLN:HB2	0.80	0.73
2:R2:87:PRO:CG	2:S2:278:SER:HA	2.18	0.73
2:R2:122:LYS:HB3	2:S2:291:GLN:CD	2.14	0.73
1:S5:12:ALA:CB	8:S5:501:GTP:C8	2.72	0.73
2:T4:343:GLU:O	1:T5:397:LEU:HD21	1.89	0.73
5:7A:113:LYS:HB2	5:7A:182:MET:HE1	1.71	0.73
1:A2:283:HIS:CD2	1:M2:85:GLN:O	2.42	0.72
2:A5:54:ALA:C	2:B4:283:ALA:HA	2.02	0.72
2:A5:87:PRO:HD2	2:B4:278:SER:OG	1.89	0.72
1:A6:283:HIS:NE2	1:M6:85:GLN:O	2.22	0.72
1:C1:88:HIS:CD2	1:D1:280:LYS:O	2.42	0.72
2:E2:87:PRO:CG	2:F2:278:SER:OG	2.37	0.72
1:H0:26:LEU:CG	5:4H:197:TYR:HB2	2.19	0.72
1:I6:56:THR:HG23	2:J6:283:ALA:HA	1.71	0.72
1:K4:88:HIS:NE2	1:L4:284:GLU:OE2	2.07	0.72
1:N2:124:LYS:CE	1:O2:297:GLU:CD	2.61	0.72
2:Q2:324:LYS:CB	1:Q3:222:PRO:HD2	2.18	0.72
2:Q4:10:GLY:HA3	9:Q4:501:GDP:O1B	1.89	0.72
1:R1:62:VAL:HG22	1:S1:285:GLN:NE2	2.04	0.72
2:R2:428:ALA:CB	1:R3:401:LYS:HE3	2.19	0.72
2:R4:390:ARG:CZ	6:9A:476:TRP:CA	2.67	0.72

Continued on next page...

Continued from previous page...

Atom-1	Atom-2	Interatomic distance (Å)	Clash overlap (Å)
2:S0:53:GLU:C	2:T0:283:ALA:HB2	2.13	0.72
1:S1:88:HIS:CD2	1:T1:283:HIS:CD2	2.76	0.72
1:S5:89:PRO:CD	1:T5:280:LYS:HG3	2.19	0.72
2:T4:12:CYS:HB2	9:T4:501:GDP:C8	2.24	0.72
2:U0:252:LYS:HA	1:U1:100:ALA:HB1	1.71	0.72
1:A4:434:GLU:CG	3:X2:100:ARG:NH1	2.42	0.72
1:A6:264:ARG:CG	3:X3:117:PHE:CD2	2.71	0.72
2:E4:271:ALA:H	2:E4:293:MET:HE1	1.54	0.72
1:G0:123:ARG:HH12	1:H0:338:LYS:HE3	1.53	0.72
2:H5:122:LYS:HZ3	2:I5:291:GLN:HB3	1.50	0.72
1:L0:89:PRO:HD2	1:M0:280:LYS:CG	2.14	0.72
1:M6:280:LYS:HA	1:M6:283:HIS:CD2	2.24	0.72
2:O5:54:ALA:HA	2:P5:283:ALA:HB2	1.71	0.72
1:Q1:62:VAL:HG12	1:R1:283:HIS:HB3	1.69	0.72
2:Q4:122:LYS:HB3	2:R4:291:GLN:OE1	1.89	0.72
2:R2:122:LYS:NZ	2:S2:292:GLN:NE2	2.37	0.72
2:R4:122:LYS:C	2:S4:291:GLN:HE22	1.97	0.72
2:S2:60:VAL:CG1	2:T2:281:TYR:CB	2.59	0.72
2:T2:343:GLU:O	1:T3:397:LEU:HD21	1.87	0.72
1:T3:60:LYS:NZ	1:U3:283:HIS:CD2	2.55	0.72
2:W5:122:LYS:HZ3	3:X3:38:THR:HB	0.90	0.72
5:5A:113:LYS:HB2	5:5A:182:MET:HE1	1.71	0.72
1:A2:431:ASP:CG	3:X1:102:ARG:HH22	1.96	0.72
1:A6:89:PRO:CG	1:B5:280:LYS:CD	2.57	0.72
1:A6:430:LYS:HZ2	3:X3:153:ARG:HD3	1.41	0.72
1:A6:434:GLU:CD	3:X3:100:ARG:CB	2.61	0.72
2:E0:60:VAL:CG1	2:F0:281:TYR:CD1	2.70	0.72
1:F3:60:LYS:NZ	1:G2:282:TYR:CD1	2.54	0.72
2:K5:304:ASP:OD2	2:N5:281:TYR:CE1	2.43	0.72
2:L5:86:ARG:NH1	2:M5:281:TYR:C	2.46	0.72
1:N4:353:VAL:CG2	2:N5:177:ASP:CG	2.63	0.72
1:P6:88:HIS:CD2	1:Q5:283:HIS:CB	2.72	0.72
2:Q0:87:PRO:CD	2:R0:281:TYR:HD2	1.97	0.72
1:Q1:89:PRO:CG	1:R1:280:LYS:HG3	2.13	0.72
2:Q2:389:PHE:HB3	6:9B:522:LYS:HD3	1.72	0.72
2:Q4:389:PHE:CG	6:9A:519:TRP:CE2	2.77	0.72
1:R1:352:LYS:HA	2:R2:177:ASP:C	2.13	0.72
1:R5:11:GLN:N	8:R5:501:GTP:O1B	2.20	0.72
1:S3:261:PRO:HA	2:S4:394:PHE:CD1	2.23	0.72
2:S4:11:GLN:N	9:S4:501:GDP:O1B	2.23	0.72
2:S6:60:VAL:CB	2:T6:281:TYR:HA	2.19	0.72

Continued on next page...

Continued from previous page...

Atom-1	Atom-2	Interatomic distance (Å)	Clash overlap (Å)
2:T4:84:ILE:O	2:U4:281:TYR:CE1	2.41	0.72
5:1B:2:ALA:CB	5:1B:162:PHE:HE2	2.00	0.72
5:3E:2:ALA:CB	5:3E:162:PHE:HE2	2.00	0.72
5:6C:2:ALA:CB	5:6C:162:PHE:HE2	2.01	0.72
1:A4:283:HIS:CE1	1:M4:60:LYS:HE2	2.25	0.72
1:A4:284:GLU:CD	1:M4:88:HIS:HE2	1.97	0.72
1:A6:397:LEU:HD11	3:X3:30:ARG:HH22	1.53	0.72
2:B4:122:LYS:HG3	2:C4:291:GLN:HG3	1.67	0.72
1:E1:88:HIS:NE2	1:F1:284:GLU:HB2	2.03	0.72
2:E4:54:ALA:O	5:2J:152:GLU:CA	2.38	0.72
1:G2:151:SER:HA	1:G2:193:THR:HG21	1.71	0.72
2:G5:83:GLN:O	2:H5:281:TYR:OH	2.07	0.72
2:L3:87:PRO:HD3	2:M3:281:TYR:HE2	1.52	0.72
1:N4:87:PHE:CA	1:O4:283:HIS:CD2	2.73	0.72
2:O3:390:ARG:HH21	6:9B:615:ARG:NH2	1.86	0.72
2:P3:406:MET:HE2	6:9B:557:LEU:HD22	1.69	0.72
1:R1:260:VAL:O	2:R2:397:TRP:NE1	2.22	0.72
1:T1:83:TYR:OH	5:7A:200:ILE:HD13	1.89	0.72
1:V0:62:VAL:HG21	1:W0:284:GLU:HA	1.69	0.72
2:V1:58:LYS:NZ	2:W1:280:GLN:CB	2.52	0.72
1:W6:51:THR:HG21	1:W6:243:ARG:HG2	1.71	0.72
5:3C:77:LYS:HD3	5:3D:89:LYS:HZ2	1.53	0.72
2:C0:60:VAL:HG21	2:D0:281:TYR:O	1.88	0.72
1:F3:88:HIS:HA	1:G2:283:HIS:CG	2.24	0.72
1:G0:362:VAL:C	5:4I:197:TYR:CE1	2.67	0.72
1:H0:86:LEU:O	1:I0:283:HIS:HD2	1.71	0.72
1:H4:60:LYS:HD2	1:I4:282:TYR:CE1	2.24	0.72
1:I2:89:PRO:HG2	2:J2:278:SER:N	2.03	0.72
1:I6:89:PRO:HD2	2:J6:278:SER:CA	2.17	0.72
1:J3:29:GLY:HA3	5:2G:196:VAL:HG21	1.64	0.72
1:K2:88:HIS:CB	1:L2:283:HIS:CB	2.67	0.72
1:L0:62:VAL:CG2	1:M0:283:HIS:HA	2.19	0.72
2:L5:1:MET:HE1	1:L6:72:PRO:CB	2.18	0.72
2:M3:354:CYS:SG	2:M3:355:ASP:N	2.63	0.72
2:N5:12:CYS:SG	9:N5:501:GDP:N9	2.62	0.72
2:N5:87:PRO:HG2	2:O5:278:SER:CA	2.16	0.72
2:P5:390:ARG:HA	6:9A:565:GLU:OE1	1.89	0.72
1:R5:128:GLN:CG	1:S5:290:GLU:OE2	2.37	0.72
2:S4:86:ARG:NE	2:T4:278:SER:OG	2.12	0.72
1:T5:32:PRO:HD2	5:5A:199:ILE:HG22	1.70	0.72
2:V1:122:LYS:N	2:W1:291:GLN:NE2	2.37	0.72

Continued on next page...

Continued from previous page...

Atom-1	Atom-2	Interatomic distance (Å)	Clash overlap (Å)
6:9A:515:ALA:O	6:9A:519:TRP:CD1	2.42	0.72
1:A6:285:GLN:HB2	1:M6:56:THR:CA	2.17	0.72
2:G1:60:VAL:CG1	2:H1:281:TYR:HB3	2.20	0.72
2:L1:87:PRO:CD	2:M1:281:TYR:CE2	2.65	0.72
1:L2:128:GLN:CD	1:M2:285:GLN:HE21	1.98	0.72
2:R2:122:LYS:C	2:S2:291:GLN:NE2	2.48	0.72
2:S2:390:ARG:NH2	6:9B:440:LEU:N	2.38	0.72
1:U3:352:LYS:HA	2:U4:177:ASP:O	1.89	0.72
1:V0:254:GLU:HG3	2:V1:98:GLY:HA2	1.71	0.72
2:W1:218:THR:HG23	7:8A:318:ARG:HD3	1.71	0.72
5:1F:2:ALA:CB	5:1F:162:PHE:HE2	2.01	0.72
5:7A:2:ALA:CB	5:7A:162:PHE:HE2	2.00	0.72
1:A0:431:ASP:HA	3:X0:102:ARG:NH2	2.04	0.72
1:A2:419:SER:OG	3:X1:108:TYR:CE2	2.42	0.72
1:B3:32:PRO:CG	5:1B:200:ILE:CD1	2.63	0.72
1:B3:55:GLU:O	1:C3:285:GLN:CG	2.37	0.72
2:C2:86:ARG:CZ	2:D2:282:ARG:CA	2.61	0.72
1:E1:60:LYS:HE3	1:F1:283:HIS:CA	2.20	0.72
1:E5:62:VAL:HG23	1:F5:283:HIS:O	1.88	0.72
1:G0:33:ASP:CG	1:H0:282:TYR:CE2	2.66	0.72
2:L5:1:MET:CE	1:L6:72:PRO:HG3	2.15	0.72
1:O6:89:PRO:HG2	1:P6:280:LYS:CD	2.19	0.72
2:Q2:60:VAL:CG1	2:R2:281:TYR:CA	2.37	0.72
1:Q3:348:PRO:HB2	2:Q4:384:GLN:HG2	1.71	0.72
2:S2:344:TRP:C	1:S3:397:LEU:HD23	2.15	0.72
1:T1:37:PRO:HG2	5:7A:195:ASP:OD2	1.89	0.72
2:T2:344:TRP:HA	1:T3:397:LEU:CD2	2.19	0.72
1:T3:32:PRO:HD2	5:6A:196:VAL:HG13	1.69	0.72
2:U2:312:THR:HG23	1:U3:181:VAL:HG21	1.71	0.72
1:U5:56:THR:CG2	1:V4:284:GLU:C	2.62	0.72
1:U5:89:PRO:CD	1:V4:280:LYS:HG2	2.20	0.72
1:W4:121:ARG:NH2	3:X2:5:THR:HA	2.05	0.72
5:3C:36:ARG:HH21	5:3D:121:ARG:NH1	1.87	0.72
5:3J:2:ALA:CB	5:3J:162:PHE:CE2	2.64	0.72
1:A6:419:SER:O	3:X3:108:TYR:OH	2.08	0.72
2:C2:271:ALA:HB3	2:C2:365:ALA:HB3	1.72	0.72
2:D6:83:GLN:HG2	2:E6:281:TYR:OH	1.90	0.72
2:E6:86:ARG:NH1	2:F6:282:ARG:NE	2.37	0.72
2:E6:86:ARG:HH12	2:F6:282:ARG:HE	1.33	0.72
2:H3:320:ARG:HH21	5:2H:149:GLN:HA	1.55	0.72
1:K4:60:LYS:NZ	1:L4:282:TYR:CD2	2.58	0.72

Continued on next page...

Continued from previous page...

Atom-1	Atom-2	Interatomic distance (Å)	Clash overlap (Å)
2:Q4:409:THR:OG1	6:9A:514:GLN:HB3	1.90	0.72
1:R1:2:ARG:NH1	2:R2:70:PRO:HG2	2.05	0.72
1:R1:262:TYR:CE1	2:R2:393:ALA:HA	2.24	0.72
2:S4:406:MET:C	6:9A:429:TYR:CE1	2.63	0.72
1:T1:29:GLY:C	5:7A:196:VAL:HG22	2.14	0.72
1:T1:31:GLN:HB3	5:7A:199:ILE:HG21	1.72	0.72
2:T2:344:TRP:O	1:T3:397:LEU:HD23	1.90	0.72
1:T5:37:PRO:HG3	5:5A:199:ILE:HD11	0.76	0.72
1:U5:60:LYS:HE2	1:V4:282:TYR:CB	2.02	0.72
1:V0:224:TYR:CD1	8:V0:501:GTP:C6	2.78	0.72
5:2C:2:ALA:CB	5:2C:162:PHE:HE2	2.00	0.72
5:6A:113:LYS:HB2	5:6A:182:MET:HE1	1.71	0.72
1:A2:420:GLU:OE2	3:X1:109:GLN:HA	1.89	0.72
2:B0:86:ARG:NH2	2:C0:281:TYR:O	2.19	0.72
2:B2:86:ARG:HH12	2:C2:282:ARG:HG3	1.52	0.72
2:F6:86:ARG:NH1	2:G5:282:ARG:HA	2.05	0.72
1:H4:89:PRO:CG	1:I4:280:LYS:HG2	2.19	0.72
2:I3:87:PRO:HG2	1:J3:280:LYS:HD2	1.36	0.72
1:J3:128:GLN:NE2	1:K2:290:GLU:CD	2.48	0.72
2:L1:86:ARG:CG	2:M1:281:TYR:HB3	2.19	0.72
1:L4:88:HIS:NE2	1:M4:284:GLU:N	2.38	0.72
2:O5:16:ILE:HD11	9:O5:501:GDP:C2	2.25	0.72
2:O5:405:GLU:CG	6:9A:597:LYS:CD	2.42	0.72
2:P1:85:PHE:O	2:Q0:281:TYR:CZ	2.42	0.72
2:P5:346:PRO:CB	1:P6:394:LYS:HG2	2.20	0.72
2:Q0:87:PRO:HG2	2:R0:277:GLY:O	1.77	0.72
2:R2:87:PRO:HG2	2:S2:278:SER:CB	2.19	0.72
2:T0:122:LYS:HG2	2:U0:291:GLN:CG	2.19	0.72
2:U0:252:LYS:CE	8:U1:501:GTP:O2G	2.37	0.72
2:U2:126:SER:HA	2:V1:291:GLN:NE2	2.05	0.72
1:U5:56:THR:C	1:V4:285:GLN:HG3	2.14	0.72
5:1A:2:ALA:CB	5:1A:162:PHE:HE2	2.00	0.72
2:A1:278:SER:OG	2:M1:87:PRO:HD2	1.90	0.72
1:B5:90:GLU:CG	1:C5:280:LYS:CD	2.64	0.72
2:E0:86:ARG:NH1	2:F0:282:ARG:HH12	1.87	0.72
1:E1:54:SER:OG	1:F1:285:GLN:NE2	2.21	0.72
1:E1:124:LYS:HZ1	1:F1:297:GLU:CD	1.83	0.72
1:E5:62:VAL:CG2	1:F5:283:HIS:CB	2.67	0.72
1:F5:89:PRO:HD3	1:G4:283:HIS:CE1	2.25	0.72
1:G0:60:LYS:HZ2	1:H0:282:TYR:C	1.93	0.72
2:I1:322:SER:HB2	2:I1:325:GLU:HG2	1.71	0.72

Continued on next page...

Continued from previous page...

Atom-1	Atom-2	Interatomic distance (Å)	Clash overlap (Å)
1:K0:60:LYS:NZ	1:L0:282:TYR:HE2	1.76	0.72
2:K5:54:ALA:CB	2:L5:283:ALA:HA	2.14	0.72
2:K5:372:THR:HG21	2:K5:426:GLN:HB2	1.72	0.72
2:O3:409:THR:HG1	6:9B:600:ILE:HG23	1.52	0.72
1:P2:89:PRO:HB2	1:Q1:280:LYS:HE2	1.72	0.72
2:Q0:87:PRO:HD2	2:R0:278:SER:HA	1.64	0.72
2:Q2:86:ARG:HH11	2:R2:282:ARG:HG2	1.55	0.72
1:Q3:336:LYS:HZ1	2:Q4:174:LYS:HA	1.53	0.72
1:Q5:171:ILE:HD11	8:Q5:501:GTP:N3	2.04	0.72
2:R2:53:GLU:O	2:S2:283:ALA:HB2	1.90	0.72
1:S1:263:PRO:HG3	2:S2:396:HIS:CG	2.24	0.72
1:S5:88:HIS:CB	1:T5:283:HIS:CD2	2.73	0.72
2:T0:46:ARG:NH2	1:T1:76:ASP:OD2	2.22	0.72
1:T5:365:GLY:O	5:5A:146:PRO:CB	2.26	0.72
1:U5:123:ARG:NH1	1:V4:338:LYS:NZ	2.37	0.72
1:V2:325:PRO:HG2	2:V3:222:TYR:CE2	2.24	0.72
2:V3:86:ARG:HH22	2:W3:282:ARG:CD	2.03	0.72
2:E4:86:ARG:CD	2:F4:282:ARG:NH1	2.53	0.71
2:E6:87:PRO:HG2	2:F6:278:SER:OG	1.90	0.71
1:F5:62:VAL:HG21	1:G4:283:HIS:C	2.15	0.71
1:G4:60:LYS:HD3	1:H4:282:TYR:CD2	2.24	0.71
2:H5:58:LYS:HZ2	2:I5:280:GLN:HB2	1.56	0.71
2:I3:58:LYS:HZ2	5:2G:13:ILE:CD1	2.00	0.71
1:J1:55:GLU:O	1:K0:285:GLN:OE1	2.08	0.71
2:K5:86:ARG:NH2	2:L5:282:ARG:NH1	0.72	0.71
1:N2:86:LEU:N	1:O2:283:HIS:HE1	1.87	0.71
2:N5:87:PRO:HG3	2:O5:278:SER:CA	2.20	0.71
2:O3:15:GLN:HB3	4:Y1:204:MET:HE1	1.44	0.71
2:O3:251:ARG:HB3	1:O4:100:ALA:HB2	1.71	0.71
2:O3:412:GLU:OE1	6:9B:607:LEU:CD1	2.37	0.71
1:Q3:171:ILE:HG21	8:Q3:501:GTP:H1'	1.71	0.71
2:S4:389:PHE:CE2	6:9A:433:LEU:HD22	2.11	0.71
1:V4:85:GLN:HA	1:W4:283:HIS:HE1	1.53	0.71
5:2A:2:ALA:CB	5:2A:162:PHE:HE2	2.00	0.71
5:2C:113:LYS:HB2	5:2C:182:MET:HE1	1.72	0.71
5:3D:77:LYS:HZ2	5:3E:89:LYS:NZ	1.84	0.71
6:9A:440:LEU:O	6:9A:444:HIS:CD2	2.43	0.71
2:D4:83:GLN:O	2:E4:281:TYR:CZ	2.42	0.71
1:L0:89:PRO:CB	1:M0:280:LYS:CG	2.69	0.71
1:N0:85:GLN:HG2	1:O0:282:TYR:CE2	2.22	0.71
2:N1:118:ASP:CG	2:O1:297:LYS:HZ1	1.94	0.71

Continued on next page...

Continued from previous page...

Atom-1	Atom-2	Interatomic distance (Å)	Clash overlap (Å)
1:N2:85:GLN:OE1	1:O2:282:TYR:CE2	2.43	0.71
2:N3:125:GLU:OE2	2:O3:291:GLN:OE1	2.07	0.71
2:O3:15:GLN:HA	4:Y1:204:MET:HE3	1.72	0.71
1:Q5:12:ALA:CB	8:Q5:501:GTP:N7	2.52	0.71
2:R2:87:PRO:HG3	2:S2:277:GLY:O	1.89	0.71
2:S4:60:VAL:CB	2:T4:281:TYR:CD1	2.73	0.71
1:V2:85:GLN:C	1:W2:283:HIS:HE2	1.92	0.71
2:W1:121:ARG:HD2	3:X1:43:GLN:HB3	1.73	0.71
5:1C:2:ALA:CB	5:1C:162:PHE:HE2	2.00	0.71
5:7B:2:ALA:CB	5:7B:162:PHE:HE2	2.00	0.71
5:6A:77:LYS:HD2	5:6B:89:LYS:HZ1	0.98	0.71
5:6D:192:ILE:HG21	5:6D:198:PHE:HB2	1.72	0.71
5:5D:144:HIS:CB	5:5D:204:THR:CG2	2.65	0.71
1:B5:60:LYS:HD3	1:C5:282:TYR:O	1.88	0.71
2:D6:53:GLU:O	2:E6:283:ALA:HB3	1.90	0.71
2:E4:86:ARG:CD	2:F4:282:ARG:HH12	2.03	0.71
1:G0:363:VAL:C	5:4I:197:TYR:CZ	2.67	0.71
1:K0:32:PRO:HG3	5:3F:200:ILE:CD1	2.20	0.71
2:N3:54:ALA:HA	2:O3:283:ALA:CA	2.19	0.71
1:N6:60:LYS:CE	1:O6:282:TYR:CD2	2.58	0.71
2:Q2:122:LYS:CD	2:R2:291:GLN:HG3	2.17	0.71
1:R3:263:PRO:HG3	2:R4:396:HIS:CD2	2.25	0.71
2:U4:350:LYS:HG3	1:U5:179:THR:O	1.89	0.71
1:V0:123:ARG:HH21	1:W0:298:PRO:CD	2.03	0.71
5:3D:2:ALA:CB	5:3D:162:PHE:HE2	2.00	0.71
5:3F:11:MET:SD	5:3F:34:LEU:HB3	2.31	0.71
5:3H:11:MET:SD	5:3H:34:LEU:HB3	2.31	0.71
5:2G:2:ALA:CB	5:2G:162:PHE:HE2	2.00	0.71
2:A5:73:MET:HE1	2:A5:92:PHE:HB3	1.71	0.71
1:C3:128:GLN:NE2	1:D3:285:GLN:CG	2.53	0.71
1:J5:60:LYS:HD3	1:K4:282:TYR:O	1.88	0.71
1:J5:128:GLN:CG	1:K4:290:GLU:OE2	2.37	0.71
1:L0:90:GLU:CD	1:M0:280:LYS:HD3	2.12	0.71
1:N0:143:GLY:HA3	8:N0:501:GTP:O2B	1.89	0.71
1:N4:254:GLU:OE2	2:N5:99:ASN:CG	2.33	0.71
2:N5:58:LYS:HE2	2:O5:280:GLN:C	2.15	0.71
1:Q3:329:ASN:ND2	2:Q4:208:TYR:HE2	1.87	0.71
1:S3:144:GLY:N	8:S3:501:GTP:O2G	2.22	0.71
1:V0:128:GLN:HB2	1:W0:290:GLU:CG	2.21	0.71
1:W4:261:PRO:C	2:W5:396:HIS:HE1	1.98	0.71
5:3F:2:ALA:CB	5:3F:162:PHE:HE2	2.00	0.71

Continued on next page...

Continued from previous page...

Atom-1	Atom-2	Interatomic distance (Å)	Clash overlap (Å)
5:4H:11:MET:SD	5:4H:34:LEU:HB3	2.31	0.71
5:5B:2:ALA:CB	5:5B:162:PHE:HE2	2.00	0.71
2:D4:83:GLN:O	2:E4:281:TYR:CE1	2.43	0.71
1:H4:89:PRO:CB	1:I4:280:LYS:HZ2	1.91	0.71
2:J4:406:MET:CE	2:N3:307:HIS:HE1	1.92	0.71
1:K4:89:PRO:HG2	1:L4:280:LYS:N	2.05	0.71
2:M1:372:THR:HG21	2:M1:426:GLN:HB2	1.72	0.71
1:N4:123:ARG:NH1	1:O4:297:GLU:CD	2.44	0.71
1:N4:286:LEU:HD12	1:N4:291:ILE:HG23	1.70	0.71
2:N5:86:ARG:CD	2:O5:282:ARG:HH21	1.98	0.71
2:N5:251:ARG:HB3	1:N6:100:ALA:HB2	1.72	0.71
1:N6:140:SER:CB	8:N6:501:GTP:C5'	2.67	0.71
2:O5:405:GLU:HG3	6:9A:597:LYS:HD3	0.74	0.71
1:Q3:336:LYS:NZ	2:Q4:174:LYS:HA	2.04	0.71
2:Q4:226:ASN:OD1	9:Q4:501:GDP:O6	2.09	0.71
2:Q4:386:THR:CG2	6:9A:522:LYS:CG	2.68	0.71
2:S2:53:GLU:C	2:T2:283:ALA:HB2	2.11	0.71
2:S2:86:ARG:CD	2:T2:281:TYR:CB	2.67	0.71
1:U1:60:LYS:HD3	1:V0:283:HIS:CA	2.01	0.71
1:U1:325:PRO:HG2	2:U2:222:TYR:CE2	2.26	0.71
5:2F:11:MET:SD	5:2F:34:LEU:HB3	2.31	0.71
5:3G:11:MET:SD	5:3G:34:LEU:HB3	2.31	0.71
5:4J:11:MET:SD	5:4J:34:LEU:HB3	2.31	0.71
5:1G:11:MET:SD	5:1G:34:LEU:HB3	2.31	0.71
1:A4:415:GLU:OE2	3:X2:86:TYR:OH	2.09	0.71
2:B0:60:VAL:HG11	2:C0:281:TYR:HB3	1.70	0.71
1:C3:88:HIS:HD2	1:D3:284:GLU:CB	2.00	0.71
1:C3:128:GLN:OE1	1:D3:285:GLN:OE1	2.09	0.71
1:D3:60:LYS:HE3	1:E3:282:TYR:CB	2.20	0.71
2:E4:86:ARG:HE	2:F4:282:ARG:HH22	1.38	0.71
2:E4:86:ARG:NE	2:F4:282:ARG:NH2	2.38	0.71
1:E5:55:GLU:O	1:F5:285:GLN:CG	2.34	0.71
1:F3:88:HIS:NE2	1:G2:284:GLU:OE2	2.23	0.71
1:G0:60:LYS:HD3	1:H0:282:TYR:O	0.89	0.71
2:G1:86:ARG:CA	2:H1:278:SER:OG	2.30	0.71
1:H4:89:PRO:HG2	1:I4:280:LYS:HG2	1.73	0.71
2:I3:55:THR:CG2	1:J3:372:GLN:CG	2.68	0.71
1:J3:60:LYS:CE	1:K2:283:HIS:ND1	2.53	0.71
2:K3:85:PHE:C	2:L3:281:TYR:CG	2.68	0.71
1:N2:324:VAL:HG11	2:N3:219:THR:CG2	2.15	0.71
2:O1:323:MET:HG3	1:O2:224:TYR:CZ	2.26	0.71

Continued on next page...

Continued from previous page...

Atom-1	Atom-2	Interatomic distance (Å)	Clash overlap (Å)
1:P4:62:VAL:HG21	1:Q3:283:HIS:HA	1.73	0.71
2:P5:406:MET:HA	6:9A:557:LEU:CB	2.21	0.71
1:Q1:329:ASN:ND2	2:Q2:175:VAL:CG1	2.53	0.71
1:Q5:88:HIS:CE1	1:R5:280:LYS:HB3	2.25	0.71
2:R0:86:ARG:HA	2:S0:281:TYR:CG	2.25	0.71
1:T5:60:LYS:CD	1:U5:282:TYR:O	2.38	0.71
2:U2:125:GLU:CG	2:V1:336:LYS:HZ1	2.03	0.71
1:U3:346:TRP:CZ3	2:U4:393:ALA:HB2	2.26	0.71
1:V2:56:THR:HG22	1:W2:285:GLN:N	2.05	0.71
1:V2:286:LEU:HB3	1:V2:291:ILE:HD11	1.73	0.71
2:W3:121:ARG:NE	3:X2:43:GLN:HB3	2.06	0.71
5:2D:2:ALA:CB	5:2D:162:PHE:HE2	2.00	0.71
5:2G:11:MET:SD	5:2G:34:LEU:HB3	2.31	0.71
1:A2:280:LYS:HD2	1:M2:89:PRO:CB	2.18	0.71
1:A4:415:GLU:OE2	3:X2:86:TYR:CZ	2.43	0.71
1:F3:88:HIS:NE2	1:G2:284:GLU:CD	2.49	0.71
2:H5:83:GLN:O	2:I5:281:TYR:CZ	2.42	0.71
1:J3:420:GLU:CG	1:N2:308:ARG:NE	2.54	0.71
2:K5:55:THR:HG22	2:L5:284:LEU:HD11	1.72	0.71
1:L4:251:ASP:H	1:L4:254:GLU:HG3	1.55	0.71
1:L6:251:ASP:H	1:L6:254:GLU:HG3	1.55	0.71
1:N0:124:LYS:CG	1:O0:297:GLU:OE2	2.39	0.71
1:O2:88:HIS:NE2	1:P2:284:GLU:OE1	2.21	0.71
1:O6:145:THR:HB	8:O6:501:GTP:O2G	1.91	0.71
2:R4:252:LYS:HA	1:R5:100:ALA:HB1	1.72	0.71
2:S0:60:VAL:HG11	2:T0:281:TYR:CD2	2.26	0.71
1:S5:437:VAL:O	2:S6:391:ARG:NH1	2.22	0.71
1:T1:30:ILE:O	5:7A:196:VAL:HG13	1.89	0.71
2:W3:125:GLU:C	3:X2:17:ILE:HG23	2.16	0.71
5:1C:11:MET:SD	5:1C:34:LEU:HB3	2.31	0.71
5:1F:11:MET:SD	5:1F:34:LEU:HB3	2.31	0.71
1:A6:419:SER:HB3	3:X3:108:TYR:CE2	2.24	0.71
1:A6:431:ASP:OD2	3:X3:117:PHE:CB	2.38	0.71
1:B3:282:TYR:CD1	5:1B:9:ARG:NH2	2.59	0.71
2:B4:60:VAL:HG11	2:C4:281:TYR:O	1.91	0.71
2:D6:122:LYS:HB2	2:E6:291:GLN:NE2	2.05	0.71
2:E0:58:LYS:HZ3	2:F0:280:GLN:HG3	0.57	0.71
1:G0:88:HIS:HD1	1:G0:90:GLU:H	1.36	0.71
1:G0:89:PRO:HD2	1:H0:280:LYS:CG	2.13	0.71
1:H0:32:PRO:CB	5:4H:200:ILE:HD11	2.13	0.71
1:H4:364:PRO:HD3	5:2H:197:TYR:HD2	1.55	0.71

Continued on next page...

Continued from previous page...

Atom-1	Atom-2	Interatomic distance (Å)	Clash overlap (Å)
1:I2:89:PRO:CG	2:J2:277:GLY:O	2.38	0.71
1:J3:420:GLU:OE2	1:N2:308:ARG:HB3	1.89	0.71
2:K3:86:ARG:HG3	2:L3:281:TYR:CB	2.19	0.71
1:O0:254:GLU:HG2	2:O1:98:GLY:HA2	1.73	0.71
1:O2:258:ASN:HD21	2:O3:99:ASN:HD22	1.38	0.71
2:P5:343:GLU:O	1:P6:397:LEU:CD2	2.34	0.71
2:Q2:331:LEU:HD22	1:Q3:177:VAL:CG1	2.21	0.71
2:R0:344:TRP:CE3	1:R1:401:LYS:HB2	2.25	0.71
1:R1:262:TYR:HE1	2:R2:393:ALA:HB2	1.54	0.71
2:R2:404:ASP:OD2	6:9B:468:GLU:CB	2.29	0.71
2:S0:2:ARG:HH21	2:S0:46:ARG:HH22	1.39	0.71
2:S4:261:PRO:HG3	1:S5:406:HIS:CG	2.25	0.71
2:S6:12:CYS:SG	9:S6:501:GDP:O4'	2.49	0.71
2:T4:86:ARG:HH21	2:U4:282:ARG:HA	1.54	0.71
1:V0:127:ASP:CB	1:W0:293:ASN:OD1	2.39	0.71
2:W1:251:ARG:C	1:W2:100:ALA:HB1	2.16	0.71
5:7D:144:HIS:CB	5:7D:204:THR:CG2	2.65	0.71
5:7D:192:ILE:HG21	5:7D:198:PHE:HB2	1.72	0.71
5:1G:2:ALA:CB	5:1G:162:PHE:HE2	2.00	0.71
1:D1:89:PRO:HB2	1:E1:280:LYS:HE2	1.73	0.71
2:I3:85:PHE:C	1:J3:283:HIS:CG	2.69	0.71
2:I5:87:PRO:HD2	1:J5:280:LYS:HG2	1.71	0.71
1:Q1:326:LYS:HD3	2:Q2:220:PRO:CG	2.20	0.71
2:Q2:428:ALA:HB1	1:Q3:401:LYS:HE3	1.72	0.71
1:S3:326:LYS:HB2	2:S4:220:PRO:HG2	1.71	0.71
1:S3:435:VAL:O	2:S4:391:ARG:NH2	2.22	0.71
2:S4:409:THR:HG23	6:9A:429:TYR:HD1	1.52	0.71
1:T3:89:PRO:HB2	1:U3:280:LYS:HD2	1.72	0.71
2:U2:83:GLN:O	2:V1:281:TYR:OH	2.09	0.71
2:V3:141:GLY:HA3	9:V3:501:GDP:O3B	1.91	0.71
1:V4:127:ASP:OD2	1:W4:293:ASN:CG	2.34	0.71
2:W5:156:ARG:HH21	2:W5:164:MET:HG2	1.55	0.71
5:3C:11:MET:SD	5:3C:34:LEU:HB3	2.31	0.71
5:2H:2:ALA:CB	5:2H:162:PHE:HE2	2.01	0.71
5:2I:11:MET:SD	5:2I:34:LEU:HB3	2.31	0.71
5:5A:2:ALA:CB	5:5A:162:PHE:HE2	2.00	0.71
1:G0:89:PRO:CG	1:H0:280:LYS:CD	2.69	0.71
1:G0:278:ALA:HB1	5:4I:6:ARG:HD3	1.72	0.71
2:G3:55:THR:OG1	2:H3:284:LEU:HD12	1.91	0.71
1:I4:87:PHE:O	2:J4:281:TYR:CZ	2.44	0.71
1:J3:62:VAL:HG11	1:K2:283:HIS:HB3	1.71	0.71

Continued on next page...

Continued from previous page...

Atom-1	Atom-2	Interatomic distance (Å)	Clash overlap (Å)
2:K3:87:PRO:CG	2:L3:277:GLY:O	2.38	0.71
1:K4:90:GLU:OE1	1:L4:280:LYS:HE3	1.90	0.71
2:N1:271:ALA:HB2	2:N1:293:MET:HG3	1.72	0.71
1:O4:60:LYS:NZ	1:P4:283:HIS:NE2	2.33	0.71
1:P4:90:GLU:CG	1:Q3:280:LYS:CE	2.65	0.71
2:Q2:87:PRO:N	2:R2:278:SER:OG	2.24	0.71
2:R0:60:VAL:HG12	2:S0:281:TYR:CD1	2.24	0.71
2:R0:346:PRO:HD2	1:R1:398:MET:HE2	1.72	0.71
2:R2:331:LEU:CD2	1:R3:176:GLN:HB3	2.20	0.71
2:U2:251:ARG:C	1:U3:100:ALA:HB1	2.16	0.71
5:1B:77:LYS:HE3	5:1C:89:LYS:NZ	2.04	0.71
5:3C:77:LYS:HZ2	5:3D:89:LYS:HZ3	1.37	0.71
5:2H:11:MET:SD	5:2H:34:LEU:HB3	2.31	0.71
2:A1:283:ALA:CA	2:M1:54:ALA:HA	2.21	0.70
1:A2:60:LYS:NZ	1:B1:283:HIS:CE1	2.59	0.70
2:F4:83:GLN:O	2:G3:281:TYR:OH	0.72	0.70
2:F4:86:ARG:HG3	2:G3:281:TYR:HB3	1.68	0.70
1:H2:88:HIS:CD2	1:I2:284:GLU:HG3	2.14	0.70
2:L5:246:LEU:HD12	1:L6:224:TYR:CE2	2.25	0.70
1:P6:146:GLY:HA3	8:P6:501:GTP:O2B	1.90	0.70
2:Q2:54:ALA:HA	2:R2:283:ALA:CA	2.20	0.70
2:Q2:322:SER:OG	1:Q3:221:ARG:HB3	1.91	0.70
1:Q5:171:ILE:CG2	8:Q5:501:GTP:H1'	2.20	0.70
2:R4:405:GLU:HB2	6:9A:469:ALA:N	1.98	0.70
2:S0:350:LYS:HB2	1:S1:181:VAL:HG23	1.71	0.70
1:S3:60:LYS:CG	1:T3:282:TYR:CE1	2.74	0.70
1:T1:56:THR:HA	1:U1:285:GLN:CB	2.21	0.70
1:V4:90:GLU:HB2	1:W4:280:LYS:HZ3	0.69	0.70
1:V4:124:LYS:NZ	1:W4:294:ALA:HA	2.06	0.70
5:1D:11:MET:SD	5:1D:34:LEU:HB3	2.31	0.70
5:7C:2:ALA:CB	5:7C:162:PHE:HE2	2.01	0.70
5:5A:11:MET:SD	5:5A:34:LEU:HB3	2.31	0.70
2:C2:320:ARG:HH21	5:1A:149:GLN:HA	1.50	0.70
2:E0:285:THR:HG22	2:E0:287:PRO:HD2	1.73	0.70
1:E1:39:ASP:CG	5:4J:74:VAL:CG1	2.63	0.70
1:H2:89:PRO:HD3	1:I2:283:HIS:CD2	2.26	0.70
2:H5:125:GLU:OE2	2:I5:291:GLN:HG2	1.91	0.70
2:H5:289:LEU:HD13	2:H5:363:MET:HE2	1.74	0.70
2:I1:87:PRO:HG2	1:J1:280:LYS:CB	2.20	0.70
2:J0:1:MET:HE1	1:J1:72:PRO:HG2	1.73	0.70
1:O6:171:ILE:HG21	8:O6:501:GTP:HO2'	1.55	0.70

Continued on next page...

Continued from previous page...

Atom-1	Atom-2	Interatomic distance (Å)	Clash overlap (Å)
2:P1:58:LYS:NZ	2:Q0:280:GLN:NE2	2.39	0.70
2:P3:323:MET:HG3	1:P4:224:TYR:CZ	2.25	0.70
1:Q1:85:GLN:C	1:R1:283:HIS:CE1	2.51	0.70
2:Q4:226:ASN:OD1	9:Q4:501:GDP:C6	2.45	0.70
2:Q4:226:ASN:CG	9:Q4:501:GDP:O6	2.34	0.70
1:R1:254:GLU:HA	2:R2:98:GLY:HA3	1.72	0.70
1:S1:326:LYS:CB	2:S2:212:PHE:HZ	2.04	0.70
2:S2:390:ARG:CZ	6:9B:440:LEU:HG	2.08	0.70
2:S6:86:ARG:CZ	2:T6:282:ARG:HA	2.18	0.70
2:U2:126:SER:HB2	2:V1:291:GLN:HE22	1.56	0.70
2:W5:121:ARG:HD2	3:X3:43:GLN:O	1.91	0.70
5:1D:194:THR:HB	5:1D:197:TYR:HB2	1.73	0.70
5:3H:77:LYS:HZ3	5:3I:89:LYS:CD	2.04	0.70
5:2H:178:PRO:HA	5:2H:181:PHE:HB3	1.72	0.70
5:3I:11:MET:SD	5:3I:34:LEU:HB3	2.31	0.70
1:A0:285:GLN:HB2	1:M0:55:GLU:O	1.91	0.70
1:A4:285:GLN:HB2	1:M4:56:THR:OG1	1.91	0.70
2:C0:86:ARG:NE	2:D0:282:ARG:HG2	2.01	0.70
1:C1:62:VAL:HG23	1:D1:283:HIS:HA	0.75	0.70
2:E0:60:VAL:HG11	2:F0:281:TYR:HB3	1.71	0.70
2:E0:83:GLN:O	2:F0:281:TYR:OH	0.71	0.70
1:G0:56:THR:CA	1:H0:285:GLN:HG3	2.16	0.70
1:J3:128:GLN:CD	1:K2:290:GLU:OE2	2.34	0.70
1:L2:62:VAL:HG21	1:M2:283:HIS:C	2.16	0.70
2:L3:58:LYS:CE	2:M3:280:GLN:HB2	2.22	0.70
1:O4:349:THR:HG1	2:O5:176:SER:HG	0.87	0.70
1:P2:62:VAL:HG21	1:Q1:283:HIS:O	1.91	0.70
1:R1:100:ALA:CA	8:R1:501:GTP:O2G	2.39	0.70
1:R5:10:GLY:CA	8:R5:501:GTP:PB	2.80	0.70
1:S3:62:VAL:HG21	1:T3:283:HIS:CB	2.19	0.70
1:T1:364:PRO:HB2	5:7A:197:TYR:OH	1.39	0.70
2:T2:344:TRP:C	1:T3:397:LEU:HD23	2.15	0.70
1:T3:56:THR:OG1	1:U3:285:GLN:HB2	1.91	0.70
2:W3:128:ASP:HA	3:X2:18:GLY:CA	2.16	0.70
2:W5:122:LYS:HZ3	3:X3:38:THR:CB	1.73	0.70
5:2C:11:MET:SD	5:2C:34:LEU:HB3	2.31	0.70
5:3C:77:LYS:HZ3	5:3D:89:LYS:HZ1	1.38	0.70
6:9A:567:LYS:O	6:9A:571:PHE:HD2	1.72	0.70
5:2J:11:MET:SD	5:2J:34:LEU:HB3	2.31	0.70
5:7A:11:MET:SD	5:7A:34:LEU:HB3	2.31	0.70
5:6B:11:MET:SD	5:6B:34:LEU:HB3	2.31	0.70

Continued on next page...

Continued from previous page...

Atom-1	Atom-2	Interatomic distance (Å)	Clash overlap (Å)
5:5D:11:MET:SD	5:5D:34:LEU:HB3	2.31	0.70
1:A0:283:HIS:CD2	1:M0:60:LYS:CD	2.69	0.70
2:A5:281:TYR:CD2	2:M5:58:LYS:NZ	2.59	0.70
1:C3:88:HIS:NE2	1:D3:284:GLU:CB	2.49	0.70
2:D4:122:LYS:HE3	2:E4:291:GLN:HG2	1.73	0.70
1:E3:54:SER:OG	1:F3:285:GLN:CD	2.34	0.70
1:E3:60:LYS:HD3	1:F3:282:TYR:O	1.90	0.70
1:F3:365:GLY:CA	5:3J:6:ARG:NH2	2.54	0.70
1:G2:62:VAL:HG21	1:H2:284:GLU:HA	1.71	0.70
2:I3:87:PRO:HG3	1:J3:279:GLU:OE1	1.91	0.70
1:K4:88:HIS:HA	1:L4:283:HIS:CB	2.21	0.70
1:L0:364:PRO:HG3	5:3E:197:TYR:CD1	2.25	0.70
1:N2:90:GLU:HG3	1:O2:280:LYS:CD	2.21	0.70
2:N3:86:ARG:HG2	2:O3:278:SER:OG	1.91	0.70
2:N3:251:ARG:HB3	1:N4:100:ALA:HB2	1.73	0.70
2:O5:217:LEU:HD22	4:Y2:241:GLU:CD	2.15	0.70
2:O5:276:ARG:CG	4:Y2:57:LEU:CD2	2.61	0.70
2:O5:350:LYS:HG3	1:O6:179:THR:O	1.92	0.70
1:P4:88:HIS:HE2	1:Q3:284:GLU:HG3	1.56	0.70
1:P4:353:VAL:HG22	2:P5:177:ASP:HB3	1.73	0.70
2:P5:252:LYS:HA	1:P6:100:ALA:HB1	1.73	0.70
1:Q1:60:LYS:CE	1:R1:282:TYR:CB	2.38	0.70
2:Q4:409:THR:CG2	6:9A:514:GLN:C	2.54	0.70
2:R0:86:ARG:HE	2:S0:281:TYR:HB3	1.55	0.70
1:T1:124:LYS:HD2	1:U1:297:GLU:CD	2.15	0.70
2:V1:322:SER:HB2	1:V2:222:PRO:O	1.91	0.70
2:W1:350:LYS:HG3	1:W2:179:THR:O	1.92	0.70
1:W4:350:GLY:CA	2:W5:179:VAL:HG12	2.21	0.70
2:W5:276:ARG:NH2	7:8C:325:LEU:HD22	1.80	0.70
1:A0:262:TYR:CD1	3:X0:117:PHE:HZ	2.08	0.70
1:A4:55:GLU:O	1:B3:285:GLN:HG3	1.91	0.70
1:A6:264:ARG:NH1	3:X3:118:ILE:HG22	2.04	0.70
2:C0:55:THR:C	2:D0:362:LYS:HE2	2.14	0.70
2:C2:56:GLY:N	2:D2:362:LYS:HE2	2.07	0.70
2:D2:83:GLN:O	2:E2:281:TYR:HE2	1.71	0.70
1:G4:60:LYS:CD	1:H4:282:TYR:CD2	2.73	0.70
1:J3:365:GLY:O	5:2G:146:PRO:HB3	1.90	0.70
2:J6:83:GLN:CG	2:K5:281:TYR:OH	2.39	0.70
2:L3:54:ALA:HA	2:M3:283:ALA:HB2	1.73	0.70
2:L3:372:THR:HG21	2:L3:426:GLN:HB2	1.71	0.70
2:Q4:54:ALA:HA	2:R4:283:ALA:CA	2.20	0.70

Continued on next page...

Continued from previous page...

Atom-1	Atom-2	Interatomic distance (Å)	Clash overlap (Å)
2:Q4:389:PHE:HZ	6:9A:515:ALA:CB	2.04	0.70
1:R3:326:LYS:HE3	2:R4:212:PHE:HD1	1.56	0.70
2:R4:55:THR:HB	2:S4:284:LEU:HD12	1.74	0.70
2:S0:259:PRO:HB3	1:S1:403:ALA:HB1	1.74	0.70
1:S5:62:VAL:CG1	1:T5:283:HIS:HB3	2.21	0.70
2:W1:121:ARG:HD2	3:X1:43:GLN:O	1.92	0.70
5:1A:11:MET:SD	5:1A:34:LEU:HB3	2.31	0.70
5:1E:2:ALA:CB	5:1E:162:PHE:HE2	2.01	0.70
5:1E:11:MET:SD	5:1E:34:LEU:HB3	2.31	0.70
5:2B:11:MET:SD	5:2B:34:LEU:HB3	2.31	0.70
5:2D:11:MET:SD	5:2D:34:LEU:HB3	2.31	0.70
1:C1:57:GLY:C	1:D1:372:GLN:HE22	2.00	0.70
2:E2:54:ALA:N	2:F2:283:ALA:HB2	2.05	0.70
1:F5:381:THR:HG22	1:F5:383:ALA:H	1.57	0.70
1:G0:363:VAL:O	5:4I:197:TYR:CZ	2.45	0.70
2:I5:58:LYS:HD3	1:J5:282:TYR:O	1.90	0.70
2:L1:86:ARG:CB	2:M1:281:TYR:CG	2.74	0.70
1:Q1:120:ASP:OD1	1:R1:297:GLU:OE2	2.08	0.70
2:R0:46:ARG:NH2	1:R1:72:PRO:O	2.25	0.70
1:S1:179:THR:OG1	8:S1:501:GTP:H3'	1.91	0.70
1:U3:260:VAL:HG13	2:U4:397:TRP:NE1	2.04	0.70
1:W2:117:LEU:CA	3:X1:6:PHE:CD2	2.75	0.70
5:1B:11:MET:SD	5:1B:34:LEU:HB3	2.31	0.70
5:2E:2:ALA:CB	5:2E:162:PHE:HE2	2.01	0.70
5:2E:11:MET:SD	5:2E:34:LEU:HB3	2.31	0.70
5:7D:11:MET:SD	5:7D:34:LEU:HB3	2.31	0.70
5:5C:11:MET:SD	5:5C:34:LEU:HB3	2.31	0.70
1:A4:420:GLU:HA	3:X2:108:TYR:CE1	2.26	0.70
1:E3:60:LYS:HZ2	1:F3:283:HIS:CD2	2.09	0.70
1:F5:60:LYS:HE2	1:G4:283:HIS:HA	1.74	0.70
2:H1:87:PRO:HD3	2:I1:281:TYR:CD2	2.27	0.70
2:H5:87:PRO:HD3	2:I5:281:TYR:CD2	2.25	0.70
1:K0:308:ARG:NH2	1:N0:283:HIS:NE2	2.16	0.70
2:L1:60:VAL:HG13	2:M1:280:GLN:O	1.91	0.70
2:L1:85:PHE:N	2:M1:281:TYR:CE1	2.60	0.70
1:L2:26:LEU:HD21	5:2E:197:TYR:HE1	1.56	0.70
1:L4:90:GLU:CG	1:M4:280:LYS:CD	2.67	0.70
1:N2:86:LEU:C	1:O2:283:HIS:HE1	1.95	0.70
1:N2:123:ARG:NH1	1:O2:297:GLU:CD	2.49	0.70
2:O1:2:ARG:NH1	1:O2:71:GLU:HG3	2.05	0.70
2:O3:256:ASN:ND2	1:O4:181:VAL:H	1.89	0.70

Continued on next page...

Continued from previous page...

Atom-1	Atom-2	Interatomic distance (Å)	Clash overlap (Å)
1:O4:55:GLU:O	1:P4:285:GLN:CD	2.35	0.70
2:Q2:405:GLU:O	6:9B:515:ALA:HB1	1.86	0.70
1:R1:88:HIS:CD2	1:S1:284:GLU:N	2.60	0.70
2:S4:251:ARG:HD2	1:S5:98:ASP:OD1	1.92	0.70
1:T1:325:PRO:HB2	2:T2:208:TYR:OH	1.92	0.70
1:T3:326:LYS:HZ3	2:T4:208:TYR:HB3	1.57	0.70
1:V2:62:VAL:CG1	1:W2:283:HIS:HB3	2.20	0.70
1:V4:254:GLU:OE1	2:V5:98:GLY:CA	2.39	0.70
5:3D:11:MET:SD	5:3D:34:LEU:HB3	2.31	0.70
5:3G:2:ALA:CB	5:3G:162:PHE:HE2	2.00	0.70
5:7B:11:MET:SD	5:7B:34:LEU:HB3	2.31	0.70
2:A1:58:LYS:HE3	2:B0:280:GLN:CB	2.19	0.70
1:A6:431:ASP:OD2	3:X3:117:PHE:CG	2.44	0.70
2:C0:86:ARG:NE	2:D0:282:ARG:HA	2.06	0.70
2:F4:134:GLN:NE2	2:F4:233:MET:SD	2.65	0.70
1:H0:271:THR:HB	1:H0:377:MET:HB3	1.74	0.70
1:H2:88:HIS:CE1	1:I2:280:LYS:HB3	2.27	0.70
1:H4:31:GLN:HE21	5:2H:199:ILE:HG12	1.57	0.70
1:I4:89:PRO:HG3	2:J4:277:GLY:C	2.16	0.70
2:K1:306:ARG:O	2:N1:280:GLN:HB2	1.91	0.70
1:K2:89:PRO:CG	1:L2:280:LYS:HG2	2.19	0.70
2:K5:84:ILE:N	2:L5:281:TYR:CZ	2.59	0.70
1:N4:88:HIS:ND1	1:O4:280:LYS:HG2	2.07	0.70
1:N6:60:LYS:HD2	1:O6:282:TYR:HA	1.73	0.70
2:O1:217:LEU:CD2	4:Y0:241:GLU:CD	2.65	0.70
1:O4:90:GLU:CD	1:P4:280:LYS:HZ3	1.99	0.70
2:Q4:10:GLY:CA	9:Q4:501:GDP:O1B	2.40	0.70
2:S6:12:CYS:SG	9:S6:501:GDP:C4	2.85	0.70
1:V4:128:GLN:NE2	1:W4:285:GLN:CD	2.50	0.70
5:3J:144:HIS:CB	5:3J:204:THR:CG2	2.65	0.70
5:4I:11:MET:SD	5:4I:34:LEU:HB3	2.31	0.70
5:2J:2:ALA:CB	5:2J:162:PHE:HE2	2.00	0.70
5:6A:11:MET:SD	5:6A:34:LEU:HB3	2.31	0.70
5:6A:144:HIS:CB	5:6A:204:THR:CG2	2.65	0.70
5:2G:143:LYS:HZ3	5:2G:155:GLU:CD	2.00	0.70
1:B3:89:PRO:CB	1:C3:280:LYS:HD3	2.21	0.70
2:E0:126:SER:HB3	2:F0:291:GLN:HE21	1.55	0.70
2:E2:69:GLU:HG2	2:E2:71:GLY:H	1.56	0.70
1:F3:90:GLU:CD	1:G2:280:LYS:HD2	2.17	0.70
1:G4:124:LYS:NZ	1:H4:293:ASN:HB2	2.05	0.70
1:H0:329:ASN:HD21	2:H1:175:VAL:HG22	1.56	0.70

Continued on next page...

Continued from previous page...

Atom-1	Atom-2	Interatomic distance (Å)	Clash overlap (Å)
1:J1:55:GLU:O	1:K0:285:GLN:CD	2.35	0.70
1:N0:88:HIS:NE2	1:O0:284:GLU:CB	2.53	0.70
2:N3:226:ASN:CG	9:N3:501:GDP:HN1	1.96	0.70
2:O3:46:ARG:HH12	1:O4:73:THR:HA	1.56	0.70
2:O3:222:TYR:CB	4:Y1:203:THR:CG2	2.69	0.70
2:P3:372:THR:HG21	2:P3:426:GLN:HB2	1.73	0.70
2:P5:346:PRO:HG3	1:P6:394:LYS:CG	2.22	0.70
2:R0:86:ARG:CA	2:S0:281:TYR:CD2	2.64	0.70
2:R4:350:LYS:HA	1:R5:179:THR:O	1.92	0.70
2:R4:390:ARG:CB	6:9A:480:LYS:HE2	2.18	0.70
2:S0:86:ARG:HH21	2:T0:282:ARG:HA	1.54	0.70
1:U1:60:LYS:HE3	1:V0:282:TYR:C	2.17	0.70
1:U5:348:PRO:HD2	2:U6:388:MET:CE	2.22	0.70
1:V2:88:HIS:HE1	1:W2:280:LYS:HB3	1.56	0.70
1:V2:89:PRO:CD	1:W2:280:LYS:HG2	2.08	0.70
2:W3:53:GLU:HB3	3:X2:20:LYS:NZ	2.07	0.70
5:1D:2:ALA:CB	5:1D:162:PHE:HE2	2.00	0.70
5:3H:2:ALA:CB	5:3H:162:PHE:HE2	2.01	0.70
5:6C:11:MET:SD	5:6C:34:LEU:HB3	2.31	0.70
5:5B:11:MET:SD	5:5B:34:LEU:HB3	2.31	0.70
5:5D:192:ILE:HG21	5:5D:198:PHE:HB2	1.72	0.70
1:B1:89:PRO:HG2	1:C1:280:LYS:HG3	1.72	0.70
1:B5:62:VAL:CG2	1:C5:283:HIS:C	2.43	0.70
1:C3:86:LEU:O	1:D3:283:HIS:ND1	2.08	0.70
2:F0:156:ARG:HD3	2:F0:164:MET:HE2	1.73	0.70
1:G0:60:LYS:HD2	1:H0:282:TYR:C	1.90	0.70
2:K1:372:THR:HG21	2:K1:426:GLN:HB2	1.72	0.70
2:L5:1:MET:HE1	1:L6:72:PRO:HB2	1.69	0.70
1:N4:89:PRO:N	1:O4:280:LYS:HG2	2.05	0.70
1:N6:88:HIS:CD2	1:O6:284:GLU:CD	2.70	0.70
1:N6:140:SER:OG	8:N6:501:GTP:O2B	2.09	0.70
1:P0:324:VAL:CG1	2:P1:221:THR:HG22	2.22	0.70
1:Q5:171:ILE:HD11	8:Q5:501:GTP:C2	2.26	0.70
2:R4:226:ASN:CG	9:R4:501:GDP:O6	2.34	0.70
2:S0:54:ALA:HA	2:T0:283:ALA:HA	1.73	0.70
1:S1:329:ASN:ND2	2:S2:208:TYR:CE2	2.59	0.70
2:U0:347:ASN:HD22	1:U1:178:SER:HB2	1.53	0.70
2:V3:60:VAL:HG21	2:W3:281:TYR:O	1.91	0.70
1:W2:90:GLU:CD	3:X1:4:ASN:HB3	2.17	0.70
5:1E:77:LYS:NZ	5:1F:89:LYS:NZ	2.40	0.70
5:3E:11:MET:SD	5:3E:34:LEU:HB3	2.31	0.70

Continued on next page...

Continued from previous page...

Atom-1	Atom-2	Interatomic distance (Å)	Clash overlap (Å)
5:4H:2:ALA:CB	5:4H:162:PHE:HE2	2.01	0.70
5:7C:11:MET:SD	5:7C:34:LEU:HB3	2.31	0.70
1:B3:259:LEU:HD11	1:B3:316:CYS:HB2	1.74	0.69
2:D2:83:GLN:HG2	2:E2:281:TYR:HH	1.56	0.69
2:I3:87:PRO:HB2	1:J3:280:LYS:HD2	1.10	0.69
2:K3:8:GLN:HE21	2:K3:17:GLY:HA3	1.57	0.69
2:K3:86:ARG:HA	2:L3:281:TYR:CB	2.22	0.69
2:K5:60:VAL:CG1	2:L5:280:GLN:O	2.40	0.69
1:L6:88:HIS:HA	1:M6:283:HIS:CD2	2.27	0.69
1:N0:325:PRO:HG2	2:N1:222:TYR:CE1	2.27	0.69
2:N1:238:THR:HG21	2:N1:318:ARG:HD2	1.74	0.69
2:N1:350:LYS:HG3	1:N2:179:THR:O	1.92	0.69
2:N3:58:LYS:HD3	2:O3:280:GLN:O	1.92	0.69
1:N6:88:HIS:NE2	1:O6:280:LYS:HB3	2.06	0.69
1:N6:88:HIS:HE1	1:O6:280:LYS:HE2	1.56	0.69
1:N6:171:ILE:CG2	8:N6:501:GTP:H1'	2.21	0.69
2:O3:390:ARG:HH22	6:9B:615:ARG:NH1	1.89	0.69
2:R2:258:VAL:O	1:R3:407:TRP:CD1	2.44	0.69
2:R4:10:GLY:C	9:R4:501:GDP:O1B	2.34	0.69
1:R5:128:GLN:HB2	1:S5:290:GLU:OE2	1.92	0.69
2:S4:60:VAL:CB	2:T4:281:TYR:HD1	2.04	0.69
1:T1:257:THR:HG21	2:T2:100:ASN:OD1	1.92	0.69
2:T2:267:MET:HE1	2:T2:371:SER:HB3	1.73	0.69
2:U2:126:SER:CA	2:V1:291:GLN:NE2	2.55	0.69
1:V2:256:GLN:HG2	2:V3:397:TRP:CZ2	2.26	0.69
2:V3:122:LYS:C	2:W3:291:GLN:CD	2.32	0.69
2:W3:129:CYS:SG	1:W4:96:LYS:CG	2.80	0.69
5:3J:11:MET:SD	5:3J:34:LEU:HB3	2.31	0.69
5:4I:89:LYS:CD	5:4H:77:LYS:HZ3	2.05	0.69
5:6D:11:MET:SD	5:6D:34:LEU:HB3	2.31	0.69
5:5C:2:ALA:CB	5:5C:162:PHE:HE2	2.01	0.69
1:B5:88:HIS:CD2	1:C5:280:LYS:HB3	2.27	0.69
1:F3:259:LEU:O	1:F3:380:ASN:ND2	2.25	0.69
1:G0:62:VAL:CG2	1:H0:284:GLU:CA	2.60	0.69
2:I3:55:THR:CG2	1:J3:372:GLN:HG3	2.22	0.69
2:N3:260:PHE:CE1	1:N4:402:ARG:O	2.45	0.69
2:N5:12:CYS:SG	9:N5:501:GDP:C8	2.85	0.69
1:P2:62:VAL:HG21	1:Q1:283:HIS:HA	1.73	0.69
1:P2:329:ASN:ND2	2:P3:208:TYR:HE2	1.89	0.69
2:R0:265:PHE:HB3	2:R0:374:ILE:HD13	1.74	0.69
1:R1:206:ASN:ND2	8:R1:501:GTP:HN22	1.89	0.69

Continued on next page...

Continued from previous page...

Atom-1	Atom-2	Interatomic distance (Å)	Clash overlap (Å)
1:R3:262:TYR:OH	2:R4:391:ARG:O	2.07	0.69
2:S0:85:PHE:C	2:T0:281:TYR:CZ	2.70	0.69
2:S0:331:LEU:HD21	1:S1:176:GLN:CD	2.16	0.69
1:S1:258:ASN:HD21	2:S2:178:THR:HG23	1.56	0.69
1:S3:88:HIS:HE1	1:T3:280:LYS:CG	1.79	0.69
1:T1:124:LYS:NZ	1:U1:297:GLU:CG	2.56	0.69
2:U6:125:GLU:HB2	2:V5:336:LYS:HZ2	1.55	0.69
1:V0:329:ASN:ND2	2:V1:175:VAL:CG1	2.54	0.69
1:V2:54:SER:HB3	1:W2:285:GLN:HE21	1.58	0.69
1:V2:326:LYS:NZ	2:V3:218:THR:O	2.25	0.69
1:V4:329:ASN:HD21	2:V5:175:VAL:CG2	2.04	0.69
2:V5:84:ILE:HA	2:W5:281:TYR:HE1	1.56	0.69
5:2A:11:MET:SD	5:2A:34:LEU:HB3	2.31	0.69
2:A5:282:ARG:HB2	2:M5:86:ARG:HH12	1.56	0.69
1:B1:89:PRO:CA	1:C1:280:LYS:HZ2	2.05	0.69
1:B5:89:PRO:HB2	1:C5:280:LYS:CD	2.22	0.69
1:F5:120:ASP:OD2	1:G4:297:GLU:OE2	2.11	0.69
2:H5:58:LYS:NZ	2:I5:280:GLN:HB2	2.06	0.69
2:J6:54:ALA:HA	2:K5:283:ALA:HB2	0.74	0.69
2:K5:257:MET:SD	2:K5:312:THR:OG1	2.49	0.69
1:L0:60:LYS:HE2	1:M0:282:TYR:CA	2.21	0.69
2:L1:85:PHE:N	2:M1:281:TYR:HE1	1.88	0.69
2:N5:322:SER:HB3	1:N6:221:ARG:HB3	1.74	0.69
2:O1:129:CYS:HB2	1:O2:96:LYS:HD3	1.74	0.69
2:O5:15:GLN:HB3	4:Y2:204:MET:HE2	1.69	0.69
2:P3:390:ARG:HD2	6:9B:569:ALA:HB2	1.74	0.69
2:P3:404:ASP:HB2	6:9B:554:LYS:HB3	1.69	0.69
2:P5:84:ILE:C	2:Q4:281:TYR:CE1	2.61	0.69
2:Q0:46:ARG:NH2	1:Q1:76:ASP:OD2	2.25	0.69
2:Q2:392:LYS:HA	6:9B:519:TRP:CH2	2.27	0.69
2:R2:412:GLU:CG	6:9B:479:MET:SD	2.78	0.69
2:S6:60:VAL:CB	2:T6:281:TYR:HD1	2.04	0.69
1:T1:88:HIS:CD2	1:U1:280:LYS:HE2	2.26	0.69
1:T1:352:LYS:NZ	2:T2:99:ASN:ND2	2.40	0.69
2:T2:255:VAL:HG21	1:T3:100:ALA:O	1.92	0.69
2:T6:55:THR:HG1	2:U6:284:LEU:HD12	1.55	0.69
1:V0:256:GLN:CG	2:V1:397:TRP:CH2	2.74	0.69
5:6A:77:LYS:HD3	5:6B:89:LYS:HZ1	1.54	0.69
1:A6:60:LYS:CD	1:B5:282:TYR:O	2.41	0.69
1:G0:60:LYS:CD	1:H0:283:HIS:HA	2.14	0.69
2:H5:58:LYS:HZ2	2:I5:280:GLN:CB	2.06	0.69

Continued on next page...

Continued from previous page...

Atom-1	Atom-2	Interatomic distance (Å)	Clash overlap (Å)
2:L3:58:LYS:HZ1	2:M3:280:GLN:HG3	1.56	0.69
2:P3:404:ASP:HB2	6:9B:554:LYS:CB	2.17	0.69
2:P5:406:MET:HE3	6:9A:553:LYS:HB3	1.70	0.69
1:Q3:348:PRO:HG3	2:Q4:384:GLN:HA	1.74	0.69
1:R1:62:VAL:CG2	1:S1:285:GLN:NE2	2.55	0.69
1:R1:89:PRO:HB2	1:S1:280:LYS:HG2	1.72	0.69
1:T1:90:GLU:CG	1:U1:280:LYS:HZ3	2.02	0.69
1:T5:32:PRO:HD2	5:5A:203:ARG:HD2	1.75	0.69
2:T6:10:GLY:C	9:T6:501:GDP:O1B	2.33	0.69
2:V5:84:ILE:CA	2:W5:281:TYR:HE1	2.05	0.69
1:C1:62:VAL:CB	1:D1:282:TYR:O	2.35	0.69
2:C2:77:ARG:NH1	2:D2:281:TYR:HH	1.90	0.69
1:C5:90:GLU:N	1:D5:280:LYS:CD	2.56	0.69
1:F5:88:HIS:CD2	1:G4:283:HIS:HB2	2.27	0.69
1:I6:89:PRO:HD2	2:J6:278:SER:HB3	1.72	0.69
2:L5:324:LYS:HE2	1:L6:220:GLU:HA	1.73	0.69
2:N1:350:LYS:HG3	1:N2:180:ALA:HA	1.73	0.69
1:N2:253:THR:HG21	2:N3:103:LYS:HZ3	1.55	0.69
2:N5:12:CYS:HB3	9:N5:501:GDP:O1A	1.91	0.69
1:O0:329:ASN:HD21	2:O1:175:VAL:CG2	1.97	0.69
2:O3:60:VAL:HG11	2:P3:281:TYR:HB3	1.74	0.69
2:P5:409:THR:HG21	6:9A:557:LEU:O	1.93	0.69
1:Q5:89:PRO:HD2	1:R5:280:LYS:CG	2.22	0.69
1:Q5:124:LYS:NZ	1:R5:297:GLU:CD	2.50	0.69
1:T1:56:THR:HB	1:U1:285:GLN:CA	2.22	0.69
2:T2:258:VAL:HG23	1:T3:407:TRP:HE1	1.57	0.69
2:T4:252:LYS:N	1:T5:100:ALA:HB1	2.06	0.69
1:U5:145:THR:OG1	8:U5:501:GTP:O1G	2.11	0.69
2:W3:122:LYS:O	3:X2:45:LEU:CD1	2.38	0.69
5:1A:192:ILE:HG21	5:1A:198:PHE:HB2	1.74	0.69
5:1F:203:ARG:HA	5:1F:208:LEU:HB2	1.74	0.69
5:2H:153:TRP:HE3	5:2H:157:GLN:HB3	1.57	0.69
1:A2:419:SER:O	3:X1:108:TYR:OH	2.10	0.69
1:A2:422:ARG:NH1	3:X1:55:SER:CB	2.35	0.69
2:A3:281:TYR:CD1	2:M3:58:LYS:NZ	2.56	0.69
1:A6:56:THR:CA	1:B5:285:GLN:CA	2.60	0.69
2:D6:54:ALA:CB	2:E6:283:ALA:N	2.55	0.69
2:E4:84:ILE:O	2:F4:281:TYR:HE1	1.76	0.69
1:I6:60:LYS:CD	2:J6:280:GLN:HB3	2.20	0.69
2:K1:86:ARG:CB	2:L1:281:TYR:HB3	2.22	0.69
2:K3:86:ARG:NH1	2:L3:282:ARG:HG3	2.08	0.69

Continued on next page...

Continued from previous page...

Atom-1	Atom-2	Interatomic distance (Å)	Clash overlap (Å)
1:L0:88:HIS:CA	1:M0:283:HIS:CB	2.69	0.69
2:O3:251:ARG:CZ	1:O4:105:ARG:HH12	2.05	0.69
2:Q2:389:PHE:CD2	6:9B:519:TRP:CD2	2.79	0.69
1:Q5:124:LYS:HZ3	1:R5:297:GLU:CD	2.00	0.69
1:R1:257:THR:HG21	2:R2:99:ASN:O	1.92	0.69
2:R2:344:TRP:CD2	1:R3:401:LYS:HD2	2.28	0.69
1:R5:262:TYR:OH	2:R6:391:ARG:O	2.10	0.69
2:R6:122:LYS:CB	2:S6:291:GLN:NE2	2.56	0.69
1:S1:206:ASN:ND2	8:S1:501:GTP:HN22	1.83	0.69
2:T0:425:TYR:OH	1:T1:401:LYS:NZ	2.26	0.69
1:T1:123:ARG:HH12	1:U1:297:GLU:HG3	1.57	0.69
1:V2:124:LYS:HE2	1:W2:290:GLU:HG2	1.73	0.69
5:3C:72:ALA:HB3	5:3D:121:ARG:CZ	2.15	0.69
2:A1:54:ALA:HA	2:B0:283:ALA:N	2.07	0.69
1:A2:55:GLU:O	1:B1:285:GLN:CG	2.40	0.69
1:A6:416:GLY:O	3:X3:108:TYR:HD1	1.68	0.69
2:D2:375:GLN:HB2	2:D2:419:VAL:HG23	1.75	0.69
1:E1:55:GLU:N	1:F1:285:GLN:NE2	2.16	0.69
2:E6:122:LYS:HG3	2:F6:291:GLN:OE1	1.91	0.69
1:I2:62:VAL:HG12	2:J2:281:TYR:CD1	2.27	0.69
1:J3:60:LYS:HE3	1:K2:283:HIS:ND1	2.07	0.69
1:L4:60:LYS:HG2	1:M4:282:TYR:CE1	2.28	0.69
2:P1:258:VAL:HB	1:P2:407:TRP:HE1	1.56	0.69
2:Q2:390:ARG:NH1	6:9B:526:TYR:HB3	2.07	0.69
2:Q4:406:MET:HA	6:9A:511:GLU:O	1.92	0.69
1:Q5:127:ASP:CG	1:R5:293:ASN:ND2	2.51	0.69
2:R0:85:PHE:O	2:S0:281:TYR:CZ	2.45	0.69
2:R6:60:VAL:HG11	2:S6:281:TYR:HA	1.74	0.69
2:S0:54:ALA:HA	2:T0:283:ALA:CA	2.23	0.69
1:S1:224:TYR:CD2	8:S1:501:GTP:O6	2.45	0.69
2:T2:60:VAL:HG11	2:U2:281:TYR:CA	2.22	0.69
2:T6:138:SER:CB	9:T6:501:GDP:O4'	2.41	0.69
2:U6:83:GLN:HB3	2:V5:281:TYR:OH	1.91	0.69
1:V0:60:LYS:NZ	1:W0:283:HIS:CD2	2.59	0.69
1:W2:326:LYS:HD2	2:W3:220:PRO:HG2	1.73	0.69
1:W6:117:LEU:HD13	3:X3:6:PHE:HB2	1.74	0.69
5:2D:36:ARG:HH21	5:2E:121:ARG:HH11	1.36	0.69
6:9A:566:LYS:O	6:9A:570:PHE:HD2	1.74	0.69
5:7A:143:LYS:HZ3	5:7A:155:GLU:CD	2.00	0.69
1:A0:326:LYS:HD2	2:A1:220:PRO:HD2	1.75	0.69
2:B2:60:VAL:CG1	2:C2:281:TYR:HD1	2.06	0.69

Continued on next page...

Continued from previous page...

Atom-1	Atom-2	Interatomic distance (Å)	Clash overlap (Å)
1:B5:90:GLU:HG3	1:C5:280:LYS:CE	2.23	0.69
2:C0:60:VAL:HG21	2:D0:281:TYR:C	2.18	0.69
2:C2:58:LYS:HE3	2:D2:280:GLN:HB2	1.75	0.69
2:C4:87:PRO:CD	2:D4:281:TYR:CD2	2.68	0.69
1:E1:53:PHE:HB3	1:E1:61:HIS:HB3	1.74	0.69
1:E1:62:VAL:CG1	1:F1:283:HIS:CA	2.69	0.69
2:E2:271:ALA:HB2	2:E2:293:MET:HE2	1.74	0.69
1:G0:60:LYS:HZ1	1:H0:283:HIS:CE1	2.11	0.69
2:H3:122:LYS:HG3	2:I3:291:GLN:CD	2.18	0.69
2:I1:87:PRO:CG	1:J1:280:LYS:HG2	2.22	0.69
1:J1:420:GLU:OE1	1:N0:308:ARG:CZ	2.39	0.69
1:K4:90:GLU:CD	1:L4:280:LYS:CD	2.65	0.69
1:L0:86:LEU:O	1:M0:283:HIS:CE1	2.45	0.69
1:N2:88:HIS:CE1	1:O2:280:LYS:HD2	2.27	0.69
1:N2:261:PRO:HA	2:N3:394:PHE:CE1	2.27	0.69
1:N4:123:ARG:HH12	1:O4:297:GLU:CD	2.01	0.69
2:P1:86:ARG:HG3	2:Q0:281:TYR:CB	2.21	0.69
2:P5:252:LYS:HG3	1:P6:101:ASN:OD1	1.93	0.69
2:Q0:87:PRO:HG2	2:R0:278:SER:CB	2.21	0.69
2:Q0:344:TRP:HA	1:Q1:397:LEU:HG	1.75	0.69
2:Q2:258:VAL:C	1:Q3:404:PHE:CE1	2.71	0.69
2:Q2:395:LEU:HD11	6:9B:519:TRP:HZ2	1.58	0.69
1:Q3:348:PRO:HD2	2:Q4:388:MET:HE3	1.74	0.69
2:R4:331:LEU:HD13	1:R5:176:GLN:HB3	1.74	0.69
2:S2:323:MET:HE3	1:S3:210:TYR:CE1	2.26	0.69
2:S2:345:ILE:CD1	1:S3:398:MET:HG3	2.21	0.69
2:S6:86:ARG:NE	2:T6:281:TYR:C	2.49	0.69
1:T1:258:ASN:OD1	2:T2:180:VAL:HG12	1.93	0.69
1:T5:140:SER:HB2	8:T5:501:GTP:C4'	2.23	0.69
2:U2:54:ALA:HB1	2:V1:282:ARG:C	2.18	0.69
2:U4:323:MET:HE1	1:U5:224:TYR:OH	1.92	0.69
1:U5:57:GLY:N	1:V4:285:GLN:HG3	2.08	0.69
2:V3:58:LYS:CD	2:W3:280:GLN:HB3	2.23	0.69
2:W1:354:CYS:SG	2:W1:355:ASP:N	2.66	0.69
5:2B:112:ARG:HB3	5:2B:198:PHE:HE2	1.56	0.69
5:3J:2:ALA:CB	5:3J:162:PHE:HE2	2.01	0.69
5:2I:144:HIS:CB	5:2I:204:THR:CG2	2.65	0.69
1:A6:56:THR:HG23	1:B5:284:GLU:O	1.93	0.69
1:D1:60:LYS:HE3	1:E1:283:HIS:CD2	2.27	0.69
1:D1:88:HIS:HB3	1:D1:91:GLN:HB2	1.74	0.69
2:D6:54:ALA:HA	2:E6:283:ALA:HA	1.73	0.69

Continued on next page...

Continued from previous page...

Atom-1	Atom-2	Interatomic distance (Å)	Clash overlap (Å)
2:E2:58:LYS:HZ2	2:F2:280:GLN:CD	1.99	0.69
2:E4:56:GLY:C	5:2J:157:GLN:HE22	1.98	0.69
1:G0:28:HIS:HE1	1:G0:243:ARG:HD2	1.56	0.69
1:G0:89:PRO:CG	1:H0:280:LYS:HG2	2.21	0.69
1:G2:282:TYR:CE2	5:3I:9:ARG:NH1	2.46	0.69
2:I3:87:PRO:CB	1:J3:280:LYS:HD3	2.11	0.69
1:K0:89:PRO:HD3	1:L0:283:HIS:CE1	2.28	0.69
2:L1:86:ARG:NH1	2:M1:282:ARG:HB3	2.07	0.69
2:N1:143:THR:HB	9:N1:501:GDP:O2B	1.92	0.69
1:O4:352:LYS:HG3	2:O5:177:ASP:O	1.92	0.69
1:P0:248:LEU:CD1	9:P1:501:GDP:H2'	2.21	0.69
2:P3:404:ASP:OD1	6:9B:554:LYS:O	2.10	0.69
1:Q3:85:GLN:NE2	5:6C:9:ARG:NH2	2.41	0.69
2:R4:1:MET:HA	1:R5:96:LYS:NZ	2.08	0.69
2:R4:406:MET:CB	6:9A:468:GLU:O	2.14	0.69
2:S2:86:ARG:HG2	2:T2:281:TYR:CD2	2.28	0.69
2:T0:343:GLU:O	1:T1:397:LEU:HD21	1.93	0.69
1:T1:254:GLU:OE2	2:T2:99:ASN:ND2	2.25	0.69
2:V1:346:PRO:HD2	1:V2:398:MET:HE3	1.73	0.69
2:D6:122:LYS:HZ2	2:E6:291:GLN:HB3	1.56	0.69
2:E4:58:LYS:HZ2	2:F4:280:GLN:CD	2.01	0.69
1:F1:128:GLN:OE1	1:G0:290:GLU:OE2	2.11	0.69
1:G2:56:THR:OG1	1:H2:284:GLU:O	2.08	0.69
1:J5:427:ALA:HB3	1:N4:339:ARG:CD	2.22	0.69
2:K3:372:THR:HG21	2:K3:426:GLN:HB2	1.73	0.69
2:K5:60:VAL:CG2	2:L5:281:TYR:C	2.64	0.69
1:N4:89:PRO:HB2	1:O4:280:LYS:HD3	1.75	0.69
2:N5:87:PRO:CD	2:O5:278:SER:CA	2.67	0.69
2:O1:276:ARG:HG2	4:Y0:57:LEU:CD2	2.19	0.69
1:O4:326:LYS:NZ	2:O5:212:PHE:CB	2.53	0.69
2:P3:392:LYS:HZ1	6:9B:562:LYS:HG2	1.54	0.69
1:P6:90:GLU:HG2	1:Q5:280:LYS:HE3	1.73	0.69
2:Q2:249:ASP:OD1	1:Q3:98:ASP:OD2	2.11	0.69
2:Q2:259:PRO:HB3	1:Q3:404:PHE:CZ	2.28	0.69
1:Q3:85:GLN:NE2	5:6C:9:ARG:HH22	1.88	0.69
1:R1:53:PHE:HB3	1:R1:61:HIS:HB3	1.73	0.69
1:R3:261:PRO:O	2:R4:394:PHE:N	2.26	0.69
1:S5:128:GLN:CB	1:T5:290:GLU:OE2	2.41	0.69
1:T1:37:PRO:CG	5:7A:195:ASP:OD2	2.41	0.69
2:T2:324:LYS:HG2	1:T3:222:PRO:HD2	1.75	0.69
1:T3:258:ASN:HD21	2:T4:180:VAL:CG2	2.06	0.69

Continued on next page...

Continued from previous page...

Atom-1	Atom-2	Interatomic distance (Å)	Clash overlap (Å)
1:T5:249:ASN:OD1	2:T6:11:GLN:NE2	2.26	0.69
1:W0:260:VAL:O	2:W1:397:TRP:NE1	2.26	0.69
2:W3:322:SER:HB2	1:W4:222:PRO:O	1.93	0.69
1:A6:60:LYS:HG2	1:B5:283:HIS:CA	2.09	0.68
2:D0:54:ALA:HA	2:E0:283:ALA:CA	2.22	0.68
1:G4:60:LYS:NZ	1:H4:282:TYR:CD2	2.58	0.68
1:H0:60:LYS:CE	1:I0:282:TYR:CE2	2.76	0.68
2:H3:58:LYS:HZ1	2:I3:280:GLN:HG3	1.32	0.68
2:K1:340:TYR:CE1	2:N1:281:TYR:O	2.46	0.68
2:N1:121:ARG:NH2	2:O1:306:ARG:NH2	2.40	0.68
1:N2:262:TYR:CA	2:N3:396:HIS:CE1	2.76	0.68
2:O3:323:MET:HG3	1:O4:224:TYR:CD1	2.28	0.68
2:P5:251:ARG:HD2	1:P6:105:ARG:NH1	2.08	0.68
2:Q0:84:ILE:O	2:R0:281:TYR:HE1	1.33	0.68
1:Q1:55:GLU:O	1:R1:285:GLN:CG	2.41	0.68
2:Q4:252:LYS:HE2	1:Q5:100:ALA:HA	1.75	0.68
2:R4:60:VAL:HG11	2:S4:281:TYR:HD1	1.58	0.68
2:S4:344:TRP:HZ3	1:S5:403:ALA:HB2	1.58	0.68
2:T0:318:ARG:HD2	2:T0:358:PRO:HD3	1.74	0.68
1:U5:257:THR:HG23	2:U6:397:TRP:CG	2.28	0.68
2:W1:276:ARG:NH2	7:8A:325:LEU:HD11	2.08	0.68
6:9A:437:ASN:O	6:9A:441:HIS:CD2	2.46	0.68
5:4I:2:ALA:CB	5:4I:162:PHE:HE2	2.01	0.68
5:7B:192:ILE:HA	5:7B:193:ASP:HB2	1.75	0.68
5:1G:143:LYS:HZ3	5:1G:155:GLU:CD	2.01	0.68
1:A4:31:GLN:HE22	5:1C:195:ASP:HB2	1.59	0.68
1:A4:56:THR:CB	1:B3:285:GLN:CB	2.62	0.68
1:A6:393:HIS:HE1	3:X3:30:ARG:CD	2.06	0.68
1:D1:89:PRO:HG2	1:E1:280:LYS:HG3	1.74	0.68
1:G0:89:PRO:HD3	1:H0:280:LYS:HD2	1.68	0.68
1:G4:54:SER:HB2	1:H4:285:GLN:OE1	1.94	0.68
1:G4:86:LEU:HA	1:H4:283:HIS:NE2	2.08	0.68
1:I6:89:PRO:CD	2:J6:278:SER:CA	2.71	0.68
2:N1:256:ASN:O	1:N2:181:VAL:CG1	2.41	0.68
1:N4:353:VAL:HG22	2:N5:177:ASP:CB	2.23	0.68
2:O3:256:ASN:OD1	1:O4:101:ASN:ND2	2.26	0.68
2:Q0:129:CYS:HB2	1:Q1:96:LYS:HD3	1.75	0.68
2:Q2:86:ARG:NH1	2:R2:282:ARG:HG2	2.08	0.68
1:Q3:254:GLU:HG2	2:Q4:98:GLY:CA	2.19	0.68
2:Q4:58:LYS:HD2	2:R4:280:GLN:O	1.93	0.68
2:Q4:84:ILE:CD1	2:R4:281:TYR:HE1	2.05	0.68

Continued on next page...

Continued from previous page...

Atom-1	Atom-2	Interatomic distance (Å)	Clash overlap (Å)
2:R4:390:ARG:HB2	6:9A:480:LYS:CE	2.18	0.68
2:R4:406:MET:HE2	6:9A:472:SER:H	1.57	0.68
1:R5:12:ALA:HB2	8:R5:501:GTP:O4'	1.93	0.68
2:S2:409:THR:CG2	6:9B:433:LEU:CD2	2.71	0.68
2:T0:60:VAL:CG1	2:U0:281:TYR:C	2.61	0.68
2:T0:346:PRO:HB2	1:T1:394:LYS:HE3	1.75	0.68
1:T1:32:PRO:HG3	5:7A:200:ILE:CG1	2.17	0.68
1:T1:32:PRO:CG	5:7A:200:ILE:HG12	2.15	0.68
2:U2:126:SER:HB3	2:V1:291:GLN:NE2	1.99	0.68
1:U5:260:VAL:O	2:U6:396:HIS:HE1	1.75	0.68
5:3D:77:LYS:HZ3	5:3E:89:LYS:CE	2.06	0.68
1:A2:56:THR:OG1	1:B1:284:GLU:C	2.35	0.68
2:A5:58:LYS:HZ1	2:B4:280:GLN:HE21	1.41	0.68
1:A6:427:ALA:O	3:X3:102:ARG:CZ	2.42	0.68
1:D3:128:GLN:HE21	1:E3:290:GLU:CG	2.03	0.68
2:E4:53:GLU:C	2:F4:283:ALA:HB2	2.19	0.68
2:E4:86:ARG:HE	2:F4:282:ARG:NH2	1.91	0.68
1:J3:88:HIS:HB3	1:J3:91:GLN:HB2	1.76	0.68
2:K1:307:HIS:HA	2:N1:280:GLN:CG	2.24	0.68
1:L6:49:PHE:HE1	1:L6:55:GLU:HB2	1.59	0.68
1:N0:325:PRO:HG2	2:N1:222:TYR:CD1	2.28	0.68
1:N6:206:ASN:HD21	8:N6:501:GTP:C3'	2.07	0.68
1:O4:439:SER:OG	2:O5:390:ARG:NH1	2.24	0.68
2:O5:58:LYS:HZ2	2:P5:280:GLN:HG3	1.57	0.68
1:O6:56:THR:HG23	1:P6:284:GLU:O	1.93	0.68
2:P5:85:PHE:C	2:Q4:281:TYR:CE1	2.72	0.68
2:P5:323:MET:HE3	1:P6:224:TYR:CD2	2.27	0.68
2:Q0:86:ARG:HH11	2:R0:282:ARG:CB	2.06	0.68
1:Q1:143:GLY:HA3	8:Q1:501:GTP:O2B	1.92	0.68
2:Q2:118:ASP:OD2	2:R2:297:LYS:CE	2.39	0.68
1:R1:88:HIS:HA	1:S1:283:HIS:CG	2.28	0.68
2:R2:85:PHE:O	2:S2:281:TYR:CE2	2.46	0.68
2:R2:406:MET:HG3	6:9B:468:GLU:O	1.92	0.68
1:R3:90:GLU:HB2	1:S3:280:LYS:HD3	1.74	0.68
1:S1:56:THR:HG22	1:S1:58:ALA:H	1.58	0.68
1:S1:89:PRO:HD3	1:T1:283:HIS:NE2	2.08	0.68
2:T0:55:THR:CG2	2:U0:362:LYS:HZ1	1.99	0.68
2:V3:84:ILE:C	2:W3:281:TYR:CD1	2.71	0.68
5:2D:192:ILE:HA	5:2D:193:ASP:HB2	1.75	0.68
5:3J:192:ILE:HD12	5:3J:198:PHE:HD1	1.57	0.68
6:9A:497:ASN:O	6:9A:501:THR:HG23	1.94	0.68

Continued on next page...

Continued from previous page...

Atom-1	Atom-2	Interatomic distance (Å)	Clash overlap (Å)
1:A2:285:GLN:HA	1:M2:56:THR:HG23	1.75	0.68
1:A6:280:LYS:CD	1:M6:89:PRO:HB2	2.21	0.68
1:A6:427:ALA:HB1	3:X3:102:ARG:CZ	2.24	0.68
2:B2:132:GLY:HA3	2:B2:163:ILE:HG22	1.74	0.68
1:B3:89:PRO:HG2	1:C3:280:LYS:CG	2.09	0.68
2:E4:58:LYS:NZ	2:F4:280:GLN:OE1	2.22	0.68
2:I5:272:PRO:HB2	2:I5:361:LEU:HD21	1.76	0.68
2:M1:252:LYS:HD3	1:M2:100:ALA:HA	1.75	0.68
1:N6:124:LYS:HE2	1:O6:297:GLU:OE1	1.93	0.68
2:O3:405:GLU:O	6:9B:600:ILE:CG2	2.32	0.68
2:P3:261:PRO:HG3	1:P4:406:HIS:ND1	2.08	0.68
2:P5:86:ARG:HH22	2:Q4:278:SER:CB	1.84	0.68
1:Q3:124:LYS:CE	1:R3:297:GLU:OE1	2.41	0.68
1:R3:262:TYR:OH	2:R4:392:LYS:HB2	1.94	0.68
2:S0:84:ILE:C	2:T0:281:TYR:CE2	2.67	0.68
1:S3:364:PRO:HB3	5:6B:197:TYR:CE1	2.29	0.68
2:T4:54:ALA:HB2	2:U4:282:ARG:C	2.18	0.68
1:T5:365:GLY:HA2	5:5A:146:PRO:CG	2.22	0.68
5:1B:112:ARG:HD3	5:1B:198:PHE:HD1	1.58	0.68
5:6D:2:ALA:CB	5:6D:162:PHE:HE2	2.01	0.68
2:C0:55:THR:OG1	2:D0:284:LEU:CD1	2.38	0.68
1:D1:88:HIS:NE2	1:E1:284:GLU:HB2	2.09	0.68
1:D3:128:GLN:NE2	1:E3:290:GLU:CG	2.44	0.68
2:E4:87:PRO:HG3	2:F4:278:SER:OG	1.93	0.68
1:F1:85:GLN:HG2	1:G0:282:TYR:CE2	2.21	0.68
2:F2:87:PRO:CG	2:G1:278:SER:OG	2.42	0.68
1:G0:89:PRO:HG2	1:H0:280:LYS:CG	2.19	0.68
2:G1:55:THR:CB	2:H1:284:LEU:HD12	2.21	0.68
2:G5:87:PRO:HD3	2:H5:278:SER:HG	1.55	0.68
2:I5:53:GLU:O	1:J5:285:GLN:CG	2.42	0.68
2:K5:122:LYS:HZ2	2:L5:291:GLN:HG2	1.59	0.68
2:O3:276:ARG:HH12	4:Y1:56:GLU:C	2.00	0.68
2:O5:344:TRP:HA	1:O6:397:LEU:HG	1.75	0.68
2:P3:405:GLU:OE2	6:9B:561:GLU:HB2	1.94	0.68
2:P5:169:VAL:HG11	9:P5:501:GDP:H1'	1.75	0.68
2:Q4:389:PHE:HB3	6:9A:522:LYS:NZ	2.08	0.68
1:Q5:88:HIS:NE2	1:R5:284:GLU:CG	2.54	0.68
1:Q5:89:PRO:HB2	1:R5:280:LYS:CG	2.23	0.68
1:R5:231:ILE:CD1	8:R5:501:GTP:C2	2.76	0.68
2:R6:12:CYS:HB3	9:R6:501:GDP:O5'	1.92	0.68
2:S0:86:ARG:CG	2:T0:281:TYR:CB	2.71	0.68

Continued on next page...

Continued from previous page...

Atom-1	Atom-2	Interatomic distance (Å)	Clash overlap (Å)
2:S6:86:ARG:CZ	2:T6:282:ARG:CA	2.71	0.68
2:S6:144:GLY:HA3	9:S6:501:GDP:O2B	1.93	0.68
2:U0:272:PRO:HG2	2:U0:364:SER:HA	1.75	0.68
2:U2:55:THR:HG23	2:V1:283:ALA:C	2.19	0.68
1:U3:127:ASP:OD2	1:V2:338:LYS:HE3	1.94	0.68
1:W4:329:ASN:HD21	2:W5:175:VAL:CG1	2.05	0.68
2:W5:125:GLU:C	3:X3:17:ILE:HG12	2.18	0.68
5:4I:121:ARG:HH12	5:4H:36:ARG:NH2	1.91	0.68
5:5B:192:ILE:HA	5:5B:193:ASP:HB2	1.76	0.68
1:A4:420:GLU:CA	3:X2:108:TYR:CE1	2.77	0.68
1:B1:88:HIS:CE1	1:C1:280:LYS:HB3	2.28	0.68
1:B5:89:PRO:CB	1:C5:280:LYS:HG3	2.24	0.68
2:C2:320:ARG:HH22	5:1A:149:GLN:CB	2.06	0.68
2:G5:84:ILE:HA	2:H5:281:TYR:CD1	2.25	0.68
2:O5:12:CYS:HB2	9:O5:501:GDP:H8	1.56	0.68
2:P3:404:ASP:CG	6:9B:554:LYS:O	2.35	0.68
2:P5:85:PHE:O	2:Q4:281:TYR:CZ	2.47	0.68
1:Q5:60:LYS:HE2	1:R5:282:TYR:HD2	1.57	0.68
2:T4:55:THR:HG21	2:U4:284:LEU:CD1	2.22	0.68
2:V1:58:LYS:HZ2	2:W1:280:GLN:HB3	1.56	0.68
1:V2:127:ASP:HB3	1:W2:293:ASN:CG	2.18	0.68
1:V4:89:PRO:CB	1:W4:280:LYS:HE2	2.23	0.68
5:1A:46:ARG:CD	5:1A:166:PHE:CG	2.77	0.68
5:2B:46:ARG:CD	5:2B:166:PHE:CG	2.77	0.68
5:7C:144:HIS:CB	5:7C:204:THR:CG2	2.65	0.68
5:6B:192:ILE:HA	5:6B:193:ASP:HB2	1.76	0.68
2:B4:60:VAL:HG12	2:C4:281:TYR:HD1	1.58	0.68
2:F2:330:MET:HE2	2:F2:349:VAL:HG21	1.75	0.68
2:G5:84:ILE:O	2:H5:281:TYR:CD1	2.46	0.68
1:I0:60:LYS:HE2	2:J0:280:GLN:CG	2.24	0.68
2:N3:345:ILE:CG2	1:N4:398:MET:HE1	2.21	0.68
1:N6:140:SER:OG	8:N6:501:GTP:C5'	2.41	0.68
1:P2:62:VAL:HG21	1:Q1:283:HIS:CA	2.24	0.68
2:Q0:87:PRO:HD2	2:R0:278:SER:OG	1.92	0.68
2:Q0:122:LYS:CG	2:R0:291:GLN:CD	2.66	0.68
2:Q2:122:LYS:HE3	2:R2:291:GLN:HB3	1.75	0.68
1:Q3:346:TRP:CB	2:Q4:387:ALA:O	2.41	0.68
1:Q5:140:SER:OG	8:Q5:501:GTP:O4'	2.11	0.68
1:R1:62:VAL:HG11	1:S1:283:HIS:C	2.16	0.68
1:R1:62:VAL:CG1	1:S1:283:HIS:CB	2.70	0.68
1:R5:54:SER:C	1:S5:285:GLN:NE2	2.51	0.68

Continued on next page...

Continued from previous page...

Atom-1	Atom-2	Interatomic distance (Å)	Clash overlap (Å)
1:S1:88:HIS:CD2	1:T1:283:HIS:CG	2.81	0.68
1:S1:254:GLU:HG2	2:S2:98:GLY:HA2	1.75	0.68
2:T6:12:CYS:SG	9:T6:501:GDP:C8	2.86	0.68
2:U6:58:LYS:NZ	2:V5:280:GLN:C	2.49	0.68
5:2A:46:ARG:CD	5:2A:166:PHE:CG	2.77	0.68
5:7C:46:ARG:CD	5:7C:166:PHE:CG	2.77	0.68
5:5B:46:ARG:CD	5:5B:166:PHE:CG	2.77	0.68
5:5C:46:ARG:CD	5:5C:166:PHE:CG	2.77	0.68
2:B2:60:VAL:HG11	2:C2:281:TYR:HB3	1.76	0.68
1:C1:88:HIS:HB2	1:D1:283:HIS:C	2.18	0.68
1:C3:326:LYS:HZ3	2:C4:220:PRO:HD2	1.58	0.68
1:E3:62:VAL:CG2	1:F3:283:HIS:CB	2.72	0.68
2:E6:60:VAL:HG21	2:F6:281:TYR:O	1.93	0.68
2:K3:87:PRO:HG3	2:L3:277:GLY:C	2.16	0.68
1:N2:254:GLU:OE1	2:N3:99:ASN:OD1	2.11	0.68
1:N2:325:PRO:HG2	2:N3:222:TYR:CD1	2.28	0.68
2:N5:84:ILE:HA	2:O5:281:TYR:HE1	1.59	0.68
1:O6:89:PRO:CG	1:P6:280:LYS:HG2	2.23	0.68
2:P5:226:ASN:CG	9:P5:501:GDP:O6	2.35	0.68
2:Q2:86:ARG:CZ	2:R2:282:ARG:NH1	2.57	0.68
1:S3:88:HIS:CG	1:T3:283:HIS:CB	2.76	0.68
2:T4:55:THR:CG2	2:U4:284:LEU:HB2	2.24	0.68
1:T5:10:GLY:HA3	8:T5:501:GTP:PB	2.33	0.68
2:U2:378:PHE:HB3	2:U2:415:MET:HE1	1.75	0.68
1:V0:124:LYS:HE2	1:W0:290:GLU:OE1	1.94	0.68
5:3C:36:ARG:HH21	5:3D:121:ARG:HH12	1.41	0.68
5:3G:46:ARG:CD	5:3G:166:PHE:CG	2.77	0.68
5:3H:36:ARG:NH2	5:3I:121:ARG:HH12	1.91	0.68
5:3I:46:ARG:CD	5:3I:166:PHE:CG	2.77	0.68
5:5B:144:HIS:CB	5:5B:204:THR:CG2	2.65	0.68
2:B0:122:LYS:HG3	2:C0:291:GLN:HG2	1.76	0.68
1:B5:86:LEU:C	1:C5:283:HIS:NE2	2.51	0.68
2:D4:58:LYS:HD3	2:E4:280:GLN:HB3	1.76	0.68
1:F5:58:ALA:CB	5:2I:17:LYS:HE3	2.23	0.68
1:G2:292:THR:HG21	1:G2:331:ALA:HB1	1.76	0.68
1:H0:26:LEU:HD21	5:4H:197:TYR:HA	1.76	0.68
2:I1:33:THR:HG21	5:3G:13:ILE:HD13	1.75	0.68
1:J5:338:LYS:HZ1	1:J5:341:ILE:HG12	1.57	0.68
1:K4:88:HIS:HB2	1:L4:283:HIS:CB	2.24	0.68
1:N0:88:HIS:CE1	1:O0:280:LYS:HB3	2.29	0.68
2:O1:113:VAL:HG11	2:O1:150:LEU:HD22	1.76	0.68

Continued on next page...

Continued from previous page...

Atom-1	Atom-2	Interatomic distance (Å)	Clash overlap (Å)
2:O3:249:ASP:CG	1:O4:98:ASP:OD2	2.37	0.68
1:O4:10:GLY:HA3	8:O4:501:GTP:O1B	1.93	0.68
2:O5:323:MET:HE2	1:O6:224:TYR:CZ	2.28	0.68
1:P2:133:GLN:NE2	1:P2:251:ASP:OD2	2.27	0.68
1:P4:62:VAL:HG21	1:Q3:283:HIS:O	1.94	0.68
2:Q4:58:LYS:HZ2	2:R4:280:GLN:HB2	1.57	0.68
1:R1:55:GLU:O	1:S1:285:GLN:OE1	2.11	0.68
1:R1:326:LYS:HB2	2:R2:220:PRO:HG2	1.75	0.68
2:S4:286:VAL:HG22	2:S4:363:MET:HE1	1.76	0.68
2:S6:86:ARG:HG3	2:T6:278:SER:HA	1.75	0.68
2:T0:256:ASN:HB3	1:T1:181:VAL:HG12	1.76	0.68
2:U2:256:ASN:OD1	1:U3:182:VAL:HG22	1.94	0.68
1:U5:257:THR:HA	2:U6:397:TRP:NE1	2.09	0.68
2:U6:83:GLN:O	2:V5:281:TYR:HE1	1.70	0.68
2:V3:86:ARG:HB3	2:W3:281:TYR:CB	2.24	0.68
1:W2:120:ASP:OD2	3:X1:6:PHE:CD1	2.47	0.68
5:4I:46:ARG:CD	5:4I:166:PHE:CG	2.77	0.68
1:A2:40:LYS:HE3	5:2C:109:SER:HB2	1.76	0.68
2:C0:86:ARG:HH21	2:D0:282:ARG:C	2.02	0.68
1:D1:62:VAL:HG21	1:E1:283:HIS:C	2.16	0.68
2:F0:293:MET:HE2	2:F0:367:PHE:HB3	1.74	0.68
1:F3:88:HIS:CG	1:G2:283:HIS:HB2	2.29	0.68
1:N2:88:HIS:CE1	1:O2:280:LYS:HB3	2.29	0.68
2:P5:344:TRP:HZ3	1:P6:403:ALA:HB2	1.58	0.68
2:Q2:259:PRO:HB3	1:Q3:404:PHE:CE2	2.28	0.68
1:R1:261:PRO:HB3	2:R2:394:PHE:CD2	2.29	0.68
1:R5:88:HIS:CD2	1:S5:283:HIS:HB2	2.28	0.68
1:R5:171:ILE:HG21	8:R5:501:GTP:C1'	2.20	0.68
2:S0:344:TRP:NE1	1:S1:401:LYS:HD2	2.09	0.68
2:S2:390:ARG:NH2	6:9B:436:LYS:O	2.27	0.68
1:S3:62:VAL:HB	1:T3:283:HIS:O	1.94	0.68
2:S6:122:LYS:HG2	2:T6:291:GLN:CD	2.18	0.68
1:U1:56:THR:HG23	1:V0:285:GLN:HA	0.97	0.68
2:U2:322:SER:HB3	1:U3:222:PRO:O	1.94	0.68
5:1E:202:MET:HA	5:1E:206:TRP:HD1	1.59	0.68
5:2F:46:ARG:CD	5:2F:166:PHE:CG	2.77	0.68
5:2J:192:ILE:HD12	5:2J:198:PHE:HD1	1.57	0.68
1:B1:86:LEU:C	1:C1:283:HIS:HD2	2.01	0.67
2:D0:83:GLN:CG	2:E0:281:TYR:HH	1.99	0.67
1:E3:54:SER:CB	1:F3:285:GLN:HG3	2.24	0.67
1:F3:88:HIS:HD1	1:F3:90:GLU:H	1.41	0.67

Continued on next page...

Continued from previous page...

Atom-1	Atom-2	Interatomic distance (Å)	Clash overlap (Å)
2:G5:87:PRO:CD	2:H5:278:SER:HG	2.05	0.67
1:H0:88:HIS:HD2	1:I0:284:GLU:CA	2.06	0.67
2:H3:53:GLU:O	2:I3:283:ALA:CB	2.31	0.67
2:K1:306:ARG:CB	2:N1:281:TYR:CD2	2.59	0.67
1:K2:87:PHE:O	1:L2:283:HIS:NE2	2.27	0.67
1:P4:231:ILE:HD11	8:P4:501:GTP:HN21	1.59	0.67
1:P6:62:VAL:HG21	1:Q5:283:HIS:O	1.93	0.67
2:Q0:86:ARG:HH11	2:R0:282:ARG:HB2	1.60	0.67
1:Q3:258:ASN:OD1	2:Q4:179:VAL:HG22	1.93	0.67
1:R1:88:HIS:NE2	1:S1:284:GLU:CB	2.44	0.67
2:R2:351:THR:CG2	1:R3:179:THR:HA	2.24	0.67
1:S1:88:HIS:NE2	1:T1:284:GLU:OE2	2.27	0.67
2:S4:60:VAL:CG1	2:T4:281:TYR:HD1	1.91	0.67
2:T6:53:GLU:O	2:U6:283:ALA:HB3	1.94	0.67
2:T6:86:ARG:NH1	2:U6:282:ARG:CZ	2.52	0.67
1:U1:86:LEU:O	1:V0:283:HIS:HD2	1.77	0.67
2:U2:126:SER:HB2	2:V1:291:GLN:NE2	2.07	0.67
1:V0:254:GLU:CG	2:V1:98:GLY:HA2	2.24	0.67
1:V2:258:ASN:ND2	2:V3:180:VAL:HG22	2.09	0.67
5:1C:46:ARG:CD	5:1C:166:PHE:CG	2.77	0.67
5:1F:46:ARG:CD	5:1F:166:PHE:CG	2.77	0.67
5:7B:46:ARG:CD	5:7B:166:PHE:CG	2.77	0.67
5:6C:46:ARG:CD	5:6C:166:PHE:CG	2.77	0.67
5:1G:46:ARG:CD	5:1G:166:PHE:CG	2.77	0.67
5:1G:144:HIS:CB	5:1G:204:THR:CG2	2.65	0.67
2:C0:87:PRO:CD	2:D0:281:TYR:HD2	2.07	0.67
2:G1:58:LYS:NZ	2:H1:280:GLN:CD	2.52	0.67
2:H1:378:PHE:HB3	2:H1:415:MET:HE1	1.75	0.67
2:I5:60:VAL:CG2	1:J5:285:GLN:HE21	2.07	0.67
1:J1:60:LYS:HD3	1:K0:282:TYR:O	1.95	0.67
1:J3:282:TYR:HD2	5:2G:9:ARG:NH1	1.93	0.67
2:J4:320:ARG:CB	5:1G:148:TYR:CZ	2.77	0.67
1:K4:89:PRO:CG	1:L4:279:GLU:C	2.67	0.67
2:N5:87:PRO:CG	2:O5:278:SER:N	2.57	0.67
2:O3:390:ARG:NH2	6:9B:615:ARG:CZ	2.56	0.67
1:O4:128:GLN:NE2	1:P4:290:GLU:CD	2.52	0.67
1:P2:2:ARG:HH22	2:P3:70:PRO:C	2.01	0.67
1:P6:228:ASN:OD1	8:P6:501:GTP:N1	2.27	0.67
2:Q0:246:LEU:CD1	8:Q1:501:GTP:H2'	2.24	0.67
1:Q1:248:LEU:HD12	2:Q2:222:TYR:HE2	1.56	0.67
2:R2:351:THR:OG1	1:R3:179:THR:HB	1.94	0.67

Continued on next page...

Continued from previous page...

Atom-1	Atom-2	Interatomic distance (Å)	Clash overlap (Å)
1:R3:262:TYR:HE1	2:R4:393:ALA:HA	1.59	0.67
2:R4:331:LEU:CD1	1:R5:176:GLN:HB3	2.24	0.67
2:R6:7:LEU:HD22	2:R6:135:LEU:HG	1.76	0.67
2:S4:200:TYR:HD2	2:S4:268:PRO:HG3	1.59	0.67
1:V2:62:VAL:HG13	1:W2:283:HIS:O	1.92	0.67
2:W1:359:ARG:NH1	7:8A:333:LYS:HZ1	1.66	0.67
1:W2:244:PHE:HB2	1:W2:356:ASN:HD21	1.60	0.67
5:3D:46:ARG:CD	5:3D:166:PHE:CG	2.77	0.67
5:7B:144:HIS:CB	5:7B:204:THR:CG2	2.65	0.67
2:A5:278:SER:OG	2:M5:86:ARG:NH2	2.28	0.67
2:B2:178:THR:HB	2:B2:181:GLU:HB2	1.77	0.67
1:B3:88:HIS:NE2	1:C3:284:GLU:CD	2.49	0.67
2:B4:60:VAL:CG2	2:C4:281:TYR:O	2.40	0.67
1:J3:219:ILE:HG23	5:2G:150:ASN:CB	2.24	0.67
1:K2:62:VAL:HG22	1:L2:283:HIS:HA	1.75	0.67
1:K4:60:LYS:CE	1:L4:282:TYR:O	2.43	0.67
2:L1:86:ARG:NH1	2:M1:282:ARG:HA	2.05	0.67
2:O5:406:MET:N	6:9A:597:LYS:HA	2.09	0.67
1:O6:140:SER:CB	8:O6:501:GTP:H4'	2.15	0.67
1:P2:90:GLU:CD	1:Q1:280:LYS:HD3	2.18	0.67
2:Q4:386:THR:HA	6:9A:522:LYS:CE	2.23	0.67
2:S0:86:ARG:CG	2:T0:281:TYR:HB2	2.24	0.67
1:S5:89:PRO:HD2	1:T5:283:HIS:HD2	1.60	0.67
1:U1:89:PRO:HG2	1:V0:280:LYS:NZ	2.10	0.67
1:U5:56:THR:HA	1:V4:285:GLN:HA	1.73	0.67
2:U6:334:GLN:HE22	2:U6:347:ASN:HA	1.59	0.67
1:W2:350:GLY:HA2	2:W3:179:VAL:HG12	1.76	0.67
5:6D:46:ARG:CD	5:6D:166:PHE:CG	2.77	0.67
2:C2:122:LYS:HE2	2:D2:288:GLU:OE2	1.94	0.67
1:E3:62:VAL:CG2	1:F3:283:HIS:HB3	2.24	0.67
1:J5:56:THR:HA	1:K4:285:GLN:HB2	1.75	0.67
1:O2:325:PRO:CB	2:O3:208:TYR:OH	2.39	0.67
2:P1:322:SER:HA	1:P2:223:THR:HG22	1.77	0.67
2:Q2:271:ALA:HB3	2:Q2:365:ALA:HB3	1.75	0.67
1:Q3:396:ASP:HB3	1:Q3:422:ARG:HH12	1.60	0.67
2:R2:258:VAL:HB	1:R3:407:TRP:HZ2	1.57	0.67
1:R3:352:LYS:HG2	2:R4:177:ASP:O	1.93	0.67
1:S1:60:LYS:NZ	1:T1:283:HIS:CE1	2.62	0.67
2:S2:345:ILE:CD1	1:S3:398:MET:SD	2.82	0.67
1:S3:88:HIS:CA	1:T3:283:HIS:CG	2.77	0.67
1:T1:29:GLY:CA	5:7A:196:VAL:HG21	2.23	0.67

Continued on next page...

Continued from previous page...

Atom-1	Atom-2	Interatomic distance (Å)	Clash overlap (Å)
1:T5:56:THR:CB	1:U5:285:GLN:HA	2.25	0.67
1:U5:89:PRO:CG	1:V4:280:LYS:CG	2.67	0.67
1:U5:124:LYS:CE	1:V4:297:GLU:CG	2.70	0.67
1:V2:254:GLU:HG2	2:V3:99:ASN:HB2	1.76	0.67
5:3C:167:ASP:OD2	5:3D:125:LYS:HD3	1.94	0.67
5:6B:46:ARG:CD	5:6B:166:PHE:CG	2.77	0.67
5:2G:46:ARG:CD	5:2G:166:PHE:CG	2.77	0.67
1:A4:297:GLU:OE2	1:M4:124:LYS:CE	2.42	0.67
2:E0:55:THR:N	2:F0:283:ALA:HA	2.09	0.67
2:H5:83:GLN:C	2:I5:281:TYR:HH	1.90	0.67
2:O3:276:ARG:NH1	4:Y1:57:LEU:H	1.90	0.67
1:P2:258:ASN:O	2:P3:179:VAL:HG11	1.93	0.67
2:P5:86:ARG:HH21	2:Q4:278:SER:CB	2.05	0.67
2:Q2:409:THR:HG22	6:9B:522:LYS:HE3	1.77	0.67
1:R5:16:ILE:HG13	8:R5:501:GTP:C6	2.30	0.67
1:S3:258:ASN:OD1	2:S4:180:VAL:HG22	1.95	0.67
1:T3:60:LYS:NZ	1:U3:283:HIS:CG	2.61	0.67
1:U1:90:GLU:OE2	1:V0:216:ASN:OD1	2.11	0.67
1:V0:143:GLY:HA3	8:V0:501:GTP:PB	2.35	0.67
5:1D:46:ARG:CD	5:1D:166:PHE:CG	2.77	0.67
5:3F:46:ARG:CD	5:3F:166:PHE:CG	2.77	0.67
5:3G:112:ARG:HD3	5:3G:195:ASP:HB3	1.76	0.67
2:A3:54:ALA:C	2:B2:283:ALA:CA	2.60	0.67
2:C4:55:THR:CG2	2:D4:284:LEU:HB2	2.24	0.67
2:D4:209:ASP:OD1	2:D4:213:ARG:NH2	2.28	0.67
2:D4:354:CYS:SG	2:D4:355:ASP:N	2.67	0.67
2:E0:53:GLU:C	2:F0:283:ALA:CB	2.57	0.67
2:G5:83:GLN:C	2:H5:281:TYR:CZ	2.71	0.67
1:H0:88:HIS:HA	1:I0:283:HIS:CG	2.29	0.67
1:H0:88:HIS:CE1	1:I0:280:LYS:HB3	2.29	0.67
1:J1:364:PRO:HB2	5:3G:197:TYR:CZ	2.29	0.67
2:J4:320:ARG:NE	5:1G:148:TYR:HE1	1.92	0.67
2:K3:54:ALA:CA	2:L3:283:ALA:CB	2.38	0.67
1:L0:86:LEU:O	1:M0:283:HIS:ND1	2.28	0.67
1:N2:85:GLN:O	1:O2:283:HIS:NE2	2.27	0.67
2:N3:87:PRO:HD2	2:O3:278:SER:CA	2.24	0.67
1:O2:123:ARG:NH2	1:P2:297:GLU:HG3	2.09	0.67
1:O2:260:VAL:O	2:O3:397:TRP:NE1	2.27	0.67
2:P1:86:ARG:CZ	2:Q0:281:TYR:O	2.43	0.67
1:P6:12:ALA:CA	8:P6:501:GTP:C8	2.76	0.67
2:S2:84:ILE:CA	2:T2:281:TYR:OH	2.41	0.67

Continued on next page...

Continued from previous page...

Atom-1	Atom-2	Interatomic distance (Å)	Clash overlap (Å)
2:S6:60:VAL:CG2	2:T6:281:TYR:HA	2.23	0.67
1:U5:10:GLY:HA3	8:U5:501:GTP:O1B	1.95	0.67
1:V0:256:GLN:CD	2:V1:397:TRP:HH2	2.02	0.67
1:V2:127:ASP:CG	1:W2:293:ASN:CG	2.61	0.67
2:W3:323:MET:HB3	1:W4:210:TYR:OH	1.95	0.67
1:G4:56:THR:CA	1:H4:285:GLN:HA	2.23	0.67
1:H0:26:LEU:HD23	5:4H:197:TYR:CG	2.27	0.67
1:K4:88:HIS:CA	1:L4:283:HIS:HB2	2.24	0.67
1:N4:60:LYS:HD2	1:O4:282:TYR:CE1	2.30	0.67
1:O2:60:LYS:HD3	1:P2:282:TYR:O	1.93	0.67
1:O2:357:TYR:CE2	4:Y1:202:ARG:HG2	2.29	0.67
2:O3:15:GLN:OE1	4:Y1:204:MET:HE2	1.94	0.67
2:Q2:324:LYS:HD3	1:Q3:222:PRO:HD2	1.75	0.67
2:Q4:12:CYS:SG	9:Q4:501:GDP:C4	2.87	0.67
1:R3:346:TRP:CG	2:R4:387:ALA:O	2.47	0.67
2:S2:344:TRP:CZ3	1:S3:403:ALA:HB2	2.30	0.67
2:S4:406:MET:HE1	6:9A:429:TYR:N	1.96	0.67
2:S6:12:CYS:N	9:S6:501:GDP:O1A	2.26	0.67
1:T1:56:THR:CA	1:U1:285:GLN:HG3	2.16	0.67
1:T5:140:SER:CB	8:T5:501:GTP:C4'	2.72	0.67
1:V0:128:GLN:HB2	1:W0:290:GLU:CD	2.19	0.67
2:V1:87:PRO:CD	2:W1:278:SER:CA	2.72	0.67
2:V1:141:GLY:HA3	9:V1:501:GDP:O2B	1.95	0.67
1:V2:206:ASN:OD1	8:V2:501:GTP:O2'	2.13	0.67
5:2D:46:ARG:CD	5:2D:166:PHE:CG	2.77	0.67
5:3E:46:ARG:CD	5:3E:166:PHE:CG	2.77	0.67
5:2I:46:ARG:CD	5:2I:166:PHE:CG	2.77	0.67
1:E5:62:VAL:HG21	1:F5:283:HIS:HB3	1.77	0.67
1:F3:55:GLU:O	1:G2:285:GLN:HG3	1.94	0.67
2:F6:55:THR:HG23	2:G5:284:LEU:HB2	1.77	0.67
1:I6:62:VAL:CG2	2:J6:281:TYR:HA	2.25	0.67
1:J5:424:ASP:OD1	1:N4:339:ARG:HB3	1.95	0.67
2:L1:347:ASN:ND2	1:L2:180:ALA:O	2.27	0.67
1:N4:377:MET:HE2	1:N4:379:SER:HB3	1.77	0.67
2:O1:252:LYS:CE	8:O2:501:GTP:O3G	2.43	0.67
2:O5:256:ASN:ND2	1:O6:101:ASN:HD22	1.91	0.67
2:P3:331:LEU:HD21	1:P4:176:GLN:HB3	1.76	0.67
1:P6:16:ILE:CG1	8:P6:501:GTP:C6	2.78	0.67
2:Q0:343:GLU:O	1:Q1:397:LEU:HD21	1.95	0.67
2:Q2:256:ASN:ND2	1:Q3:101:ASN:ND2	2.43	0.67
1:R1:88:HIS:CD2	1:S1:283:HIS:CB	2.72	0.67

Continued on next page...

Continued from previous page...

Atom-1	Atom-2	Interatomic distance (Å)	Clash overlap (Å)
2:R2:88:ASP:OD1	2:S2:278:SER:OG	2.08	0.67
1:R3:245:ASP:OD2	2:R4:75:SER:HB2	1.94	0.67
1:S1:326:LYS:CG	2:S2:212:PHE:HZ	2.03	0.67
2:U2:54:ALA:CA	2:V1:283:ALA:HA	2.14	0.67
1:V0:56:THR:HA	1:W0:285:GLN:HB3	1.77	0.67
5:1B:46:ARG:CD	5:1B:166:PHE:CG	2.77	0.67
5:4J:46:ARG:CD	5:4J:166:PHE:CG	2.77	0.67
5:2H:46:ARG:CD	5:2H:166:PHE:CG	2.77	0.67
5:4I:89:LYS:NZ	5:4H:77:LYS:HZ3	1.92	0.67
5:5A:46:ARG:CD	5:5A:166:PHE:CG	2.77	0.67
1:C3:88:HIS:NE2	1:D3:284:GLU:OE1	2.28	0.67
1:D3:128:GLN:CG	1:E3:290:GLU:OE2	2.43	0.67
1:E1:39:ASP:OD1	5:4J:74:VAL:CG1	2.42	0.67
1:E1:89:PRO:CB	1:F1:280:LYS:HG2	2.24	0.67
1:F5:259:LEU:HD11	1:F5:316:CYS:HB2	1.75	0.67
1:G0:26:LEU:HD23	1:G0:361:THR:HG21	1.76	0.67
1:G0:54:SER:HB2	1:H0:285:GLN:OE1	1.95	0.67
1:G4:56:THR:HG23	1:H4:286:LEU:N	2.08	0.67
2:H5:87:PRO:CD	2:I5:278:SER:CB	2.43	0.67
2:K3:58:LYS:CD	2:L3:280:GLN:O	2.41	0.67
1:L0:88:HIS:HD2	1:M0:284:GLU:N	1.93	0.67
1:L2:88:HIS:CB	1:M2:283:HIS:CB	2.73	0.67
2:N5:346:PRO:HD3	1:N6:397:LEU:CD1	2.24	0.67
1:O0:437:VAL:O	2:O1:391:ARG:NH2	2.28	0.67
2:O3:15:GLN:C	4:Y1:204:MET:HE1	2.20	0.67
1:Q1:301:GLN:HE21	1:Q1:307:PRO:HG3	1.58	0.67
1:R1:346:TRP:CB	2:R2:387:ALA:O	2.42	0.67
2:S2:344:TRP:CD2	1:S3:401:LYS:HD2	2.29	0.67
2:S2:390:ARG:CZ	6:9B:436:LYS:O	2.43	0.67
1:T1:56:THR:CA	1:U1:285:GLN:CB	2.72	0.67
5:1B:77:LYS:NZ	5:1C:89:LYS:NZ	2.43	0.67
5:3C:46:ARG:CD	5:3C:166:PHE:CG	2.77	0.67
5:3H:36:ARG:HH21	5:3I:121:ARG:NH1	1.91	0.67
6:9A:620:GLN:O	6:9A:624:HIS:CD2	2.48	0.67
5:4I:121:ARG:NH1	5:4H:36:ARG:HH21	1.91	0.67
5:6A:46:ARG:CD	5:6A:166:PHE:CG	2.77	0.67
2:C0:83:GLN:C	2:D0:281:TYR:HH	2.04	0.67
1:C5:57:GLY:HA3	1:D5:372:GLN:OE1	1.95	0.67
1:G0:88:HIS:CG	1:H0:284:GLU:CD	2.71	0.67
2:G5:125:GLU:CD	2:H5:336:LYS:NZ	2.35	0.67
2:H3:87:PRO:HG2	2:I3:278:SER:HB2	1.76	0.67

Continued on next page...

Continued from previous page...

Atom-1	Atom-2	Interatomic distance (Å)	Clash overlap (Å)
2:J6:83:GLN:HG3	2:K5:281:TYR:OH	1.95	0.67
2:J6:122:LYS:HD3	2:K5:291:GLN:OE1	1.93	0.67
1:K4:396:ASP:HB2	1:K4:422:ARG:HH12	1.60	0.67
2:M5:372:THR:HG21	2:M5:426:GLN:HB2	1.75	0.67
1:O4:62:VAL:HG21	1:P4:283:HIS:O	1.94	0.67
1:O4:145:THR:OG1	8:O4:501:GTP:O1G	2.10	0.67
2:P1:85:PHE:C	2:Q0:281:TYR:CE1	2.72	0.67
2:P5:406:MET:CE	6:9A:550:ALA:O	2.34	0.67
1:P6:16:ILE:HG13	8:P6:501:GTP:C6	2.29	0.67
1:Q1:254:GLU:HB2	2:Q2:98:GLY:HA2	1.75	0.67
2:R4:122:LYS:HZ3	2:S4:292:GLN:CD	1.93	0.67
1:S3:88:HIS:CA	1:T3:283:HIS:CD2	2.77	0.67
2:S4:58:LYS:HD2	2:T4:280:GLN:O	1.95	0.67
2:S6:318:ARG:HD3	2:S6:358:PRO:HD3	1.77	0.67
1:T1:329:ASN:OD1	2:T2:175:VAL:HA	1.95	0.67
2:T2:344:TRP:C	1:T3:397:LEU:CD2	2.68	0.67
1:W6:90:GLU:OE2	3:X3:5:THR:HA	1.95	0.67
5:1E:46:ARG:CD	5:1E:166:PHE:CG	2.77	0.67
5:1F:72:ALA:HB2	5:1G:121:ARG:NH2	0.56	0.67
5:2C:46:ARG:CD	5:2C:166:PHE:CG	2.77	0.67
5:7D:46:ARG:CD	5:7D:166:PHE:CG	2.77	0.67
5:5D:46:ARG:CD	5:5D:166:PHE:CG	2.77	0.67
1:A0:400:ALA:HB1	3:X0:52:THR:CB	2.24	0.66
1:A4:62:VAL:HG23	1:B3:283:HIS:O	1.94	0.66
1:A4:284:GLU:CD	1:M4:88:HIS:NE2	2.52	0.66
1:B1:88:HIS:NE2	1:C1:284:GLU:CD	2.54	0.66
2:D0:83:GLN:O	2:E0:281:TYR:CZ	2.47	0.66
2:D6:122:LYS:HB2	2:E6:291:GLN:HE21	1.59	0.66
2:E6:54:ALA:HA	2:F6:283:ALA:CB	2.25	0.66
1:G0:362:VAL:O	5:4I:197:TYR:HD1	1.76	0.66
2:H5:216:LYS:HB2	2:H5:276:ARG:HH12	1.60	0.66
2:I5:53:GLU:O	1:J5:285:GLN:HG2	1.95	0.66
2:J0:285:THR:HG22	2:J0:287:PRO:HD2	1.77	0.66
1:K4:381:THR:HG22	1:K4:383:ALA:H	1.60	0.66
1:L4:88:HIS:C	1:M4:283:HIS:CE1	2.61	0.66
1:N2:353:VAL:HG21	2:N3:177:ASP:OD1	1.95	0.66
2:N5:169:VAL:HG11	9:N5:501:GDP:C1'	2.24	0.66
1:O6:171:ILE:HD11	8:O6:501:GTP:C2	2.30	0.66
2:P3:404:ASP:CB	6:9B:554:LYS:HG2	2.22	0.66
2:P5:331:LEU:CD1	1:P6:176:GLN:HB3	2.25	0.66
1:Q1:60:LYS:HB3	1:R1:282:TYR:O	1.96	0.66

Continued on next page...

Continued from previous page...

Atom-1	Atom-2	Interatomic distance (Å)	Clash overlap (Å)
1:Q5:140:SER:HB2	8:Q5:501:GTP:O2B	1.95	0.66
1:R3:206:ASN:ND2	8:R3:501:GTP:O2'	2.28	0.66
2:R6:83:GLN:HE21	2:S6:280:GLN:HE22	1.41	0.66
2:S4:1:MET:SD	1:S5:72:PRO:HG2	2.35	0.66
2:T2:58:LYS:HE3	2:U2:280:GLN:CG	2.25	0.66
5:2B:143:LYS:HZ3	5:2B:155:GLU:CD	2.03	0.66
5:2E:46:ARG:CD	5:2E:166:PHE:CG	2.77	0.66
5:2J:46:ARG:CD	5:2J:166:PHE:CG	2.77	0.66
5:7A:46:ARG:CD	5:7A:166:PHE:CG	2.77	0.66
2:A3:58:LYS:CD	2:B2:280:GLN:O	2.42	0.66
2:A5:283:ALA:CA	2:M5:54:ALA:HA	2.23	0.66
2:D0:354:CYS:SG	2:D0:355:ASP:N	2.66	0.66
2:E4:86:ARG:HD3	2:F4:282:ARG:NH1	2.11	0.66
2:I3:84:ILE:CA	1:J3:283:HIS:NE2	2.58	0.66
1:L6:62:VAL:HB	1:M6:283:HIS:HA	1.76	0.66
2:O3:15:GLN:OE1	4:Y1:204:MET:CG	2.44	0.66
1:O4:352:LYS:HA	2:O5:177:ASP:O	1.95	0.66
2:Q2:324:LYS:CD	1:Q3:222:PRO:HD2	2.26	0.66
2:R0:87:PRO:CD	2:S0:281:TYR:CD2	2.79	0.66
1:R1:75:ILE:HG22	1:R1:79:ARG:HE	1.58	0.66
2:R4:87:PRO:HG2	2:S4:278:SER:HA	1.76	0.66
2:S2:346:PRO:HG3	1:S3:394:LYS:CD	2.19	0.66
2:T0:344:TRP:HA	1:T1:397:LEU:CD1	2.25	0.66
1:U5:60:LYS:CE	1:V4:283:HIS:CD2	2.78	0.66
2:V1:255:VAL:HG21	1:V2:102:ASN:OD1	1.95	0.66
5:1E:112:ARG:HD2	5:1E:195:ASP:HB3	1.75	0.66
5:2G:144:HIS:CB	5:2G:204:THR:CG2	2.65	0.66
2:A1:195:ASN:HD22	2:A1:195:ASN:C	2.04	0.66
1:A6:264:ARG:HG3	3:X3:117:PHE:CD2	2.31	0.66
2:B4:83:GLN:HG3	2:C4:281:TYR:OH	1.95	0.66
1:C1:88:HIS:NE2	1:D1:284:GLU:HB3	2.06	0.66
2:F6:136:THR:HG22	2:F6:167:PHE:HB2	1.77	0.66
2:K3:54:ALA:HA	2:L3:283:ALA:HB2	0.86	0.66
2:K3:307:HIS:NE2	2:N3:281:TYR:CE1	2.61	0.66
1:K4:88:HIS:N	1:L4:283:HIS:CD2	2.58	0.66
2:K5:86:ARG:CA	2:L5:281:TYR:HB3	2.26	0.66
2:N1:346:PRO:CG	1:N2:394:LYS:HG2	2.25	0.66
2:N3:322:SER:HB2	1:N4:222:PRO:O	1.96	0.66
2:N5:84:ILE:CA	2:O5:281:TYR:CE1	2.69	0.66
1:N6:206:ASN:HD21	8:N6:501:GTP:C2'	2.08	0.66
2:O3:54:ALA:HA	2:P3:283:ALA:CB	2.18	0.66

Continued on next page...

Continued from previous page...

Atom-1	Atom-2	Interatomic distance (Å)	Clash overlap (Å)
2:Q0:87:PRO:CG	2:R0:278:SER:HA	2.23	0.66
2:R2:405:GLU:HB2	6:9B:472:SER:OG	1.94	0.66
2:T0:122:LYS:HA	2:U0:291:GLN:OE1	1.95	0.66
2:T2:60:VAL:HG21	2:U2:281:TYR:O	1.95	0.66
2:T4:324:LYS:CE	1:T5:210:TYR:HA	2.22	0.66
1:T5:127:ASP:OD2	1:U5:293:ASN:ND2	2.27	0.66
1:V0:179:THR:OG1	8:V0:501:GTP:C3'	2.43	0.66
6:9A:428:VAL:O	6:9A:432:TRP:HD1	1.77	0.66
5:4H:46:ARG:CD	5:4H:166:PHE:CG	2.77	0.66
1:A2:62:VAL:HG23	1:B1:283:HIS:O	1.94	0.66
1:A4:283:HIS:CD2	1:M4:60:LYS:NZ	2.57	0.66
1:B3:88:HIS:CE1	1:C3:276:ILE:HD11	2.31	0.66
1:B5:89:PRO:CB	1:C5:280:LYS:CG	2.72	0.66
2:D2:122:LYS:CB	2:E2:291:GLN:HE21	2.06	0.66
2:E2:308:GLY:HA3	2:E2:373:ALA:HB2	1.76	0.66
2:E4:58:LYS:NZ	2:F4:280:GLN:CD	2.53	0.66
2:G1:60:VAL:HG13	2:H1:281:TYR:O	1.92	0.66
2:G3:60:VAL:HG13	2:H3:281:TYR:O	1.95	0.66
2:I5:56:GLY:N	1:J5:372:GLN:NE2	2.43	0.66
1:K2:88:HIS:CD2	1:L2:283:HIS:CB	2.76	0.66
1:N2:329:ASN:CG	2:N3:175:VAL:HG13	2.20	0.66
2:R0:58:LYS:HZ1	2:S0:280:GLN:HB2	1.58	0.66
2:S2:58:LYS:NZ	2:T2:280:GLN:OE1	2.23	0.66
2:S2:271:ALA:HB3	2:S2:293:MET:HE2	1.77	0.66
2:T4:58:LYS:CE	2:U4:280:GLN:O	2.42	0.66
2:U0:345:ILE:HG23	1:U1:398:MET:SD	2.35	0.66
2:W1:276:ARG:CZ	7:8A:299:LEU:HD21	2.25	0.66
2:W1:359:ARG:NH1	7:8A:333:LYS:HZ3	1.68	0.66
5:3H:46:ARG:CD	5:3H:166:PHE:CG	2.77	0.66
5:3J:46:ARG:CD	5:3J:166:PHE:CG	2.77	0.66
1:A2:284:GLU:HB2	1:M2:88:HIS:CD2	2.30	0.66
2:A3:58:LYS:HD2	2:B2:280:GLN:C	2.20	0.66
1:A6:423:GLU:HB3	3:X3:104:ARG:CD	2.24	0.66
1:C5:128:GLN:CB	1:D5:285:GLN:NE2	2.58	0.66
2:E2:54:ALA:CB	2:F2:283:ALA:N	2.58	0.66
2:E4:354:CYS:SG	2:E4:355:ASP:N	2.69	0.66
1:F5:326:LYS:HG2	2:F6:220:PRO:HD2	1.78	0.66
2:G3:333:VAL:O	2:G3:337:ASN:HB2	1.96	0.66
2:H5:58:LYS:NZ	2:I5:280:GLN:CG	2.58	0.66
1:I0:87:PHE:O	2:J0:281:TYR:CE1	2.48	0.66
1:J3:32:PRO:CD	5:2G:200:ILE:HD13	2.25	0.66

Continued on next page...

Continued from previous page...

Atom-1	Atom-2	Interatomic distance (Å)	Clash overlap (Å)
1:J5:396:ASP:HB2	1:J5:422:ARG:HH12	1.61	0.66
1:K0:88:HIS:HE2	1:L0:284:GLU:HG3	1.58	0.66
2:K1:87:PRO:HD2	2:L1:278:SER:CB	2.26	0.66
2:L3:53:GLU:O	2:M3:283:ALA:CB	2.42	0.66
2:N3:256:ASN:ND2	1:N4:181:VAL:H	1.94	0.66
1:N4:325:PRO:HG2	2:N5:222:TYR:CE1	2.29	0.66
1:N6:171:ILE:HG21	8:N6:501:GTP:C3'	2.25	0.66
1:O4:357:TYR:CD2	4:Y2:202:ARG:HG2	2.31	0.66
1:P0:254:GLU:HG2	2:P1:98:GLY:CA	2.24	0.66
2:P3:406:MET:CG	6:9B:557:LEU:HD13	2.26	0.66
1:P6:88:HIS:HE2	1:Q5:284:GLU:HB2	1.61	0.66
2:Q0:86:ARG:CA	2:R0:281:TYR:CB	2.74	0.66
2:Q4:58:LYS:CE	2:R4:280:GLN:HB2	2.24	0.66
1:R1:258:ASN:ND2	2:R2:178:THR:HG23	2.09	0.66
1:R3:254:GLU:OE2	2:R4:99:ASN:CG	2.38	0.66
1:R5:62:VAL:CG1	1:S5:283:HIS:HA	2.18	0.66
1:T1:29:GLY:HA2	5:7A:196:VAL:HG21	1.77	0.66
1:U5:140:SER:OG	8:U5:501:GTP:C4'	2.44	0.66
1:V0:60:LYS:CD	1:W0:283:HIS:CA	2.60	0.66
2:V1:118:ASP:CB	2:W1:297:LYS:NZ	2.42	0.66
2:W1:258:VAL:HB	1:W2:407:TRP:HE1	1.59	0.66
2:W3:126:SER:O	3:X2:18:GLY:C	2.37	0.66
1:W4:346:TRP:O	2:W5:388:MET:HG2	1.96	0.66
5:2C:144:HIS:CB	5:2C:204:THR:CG2	2.65	0.66
6:9A:602:GLU:O	6:9A:606:TRP:HD1	1.79	0.66
1:B1:86:LEU:C	1:C1:283:HIS:CD2	2.73	0.66
2:C0:87:PRO:HD3	2:D0:281:TYR:HD2	1.51	0.66
2:D2:54:ALA:HA	2:E2:283:ALA:HB2	0.74	0.66
2:D4:53:GLU:O	2:E4:283:ALA:HB2	1.95	0.66
1:D5:88:HIS:HD1	1:D5:90:GLU:H	1.43	0.66
2:E4:56:GLY:HA2	5:2J:154:SER:CA	2.25	0.66
2:H3:87:PRO:HD3	2:I3:281:TYR:HD2	1.60	0.66
2:J2:410:GLU:OE2	2:N1:306:ARG:CZ	2.43	0.66
1:N2:124:LYS:NZ	1:O2:297:GLU:OE1	2.28	0.66
2:O1:178:THR:HB	2:O1:181:GLU:HB2	1.76	0.66
2:O5:217:LEU:CD2	4:Y2:241:GLU:CD	2.68	0.66
1:Q5:145:THR:CB	8:Q5:501:GTP:O2G	2.43	0.66
1:Q5:145:THR:CB	8:Q5:501:GTP:PG	2.81	0.66
2:R2:86:ARG:HG3	2:S2:281:TYR:HB3	1.77	0.66
2:R2:346:PRO:CB	1:R3:394:LYS:HD2	2.25	0.66
1:R3:88:HIS:HE2	1:S3:284:GLU:HB2	1.61	0.66

Continued on next page...

Continued from previous page...

Atom-1	Atom-2	Interatomic distance (Å)	Clash overlap (Å)
2:T0:143:THR:CB	9:T0:501:GDP:PB	2.78	0.66
1:T1:98:ASP:OD2	8:T1:501:GTP:PG	2.53	0.66
2:T4:54:ALA:HA	2:U4:283:ALA:HB2	1.75	0.66
1:U3:127:ASP:OD1	1:V2:338:LYS:CE	2.43	0.66
2:U6:126:SER:HB2	2:V5:291:GLN:OE1	1.95	0.66
1:V2:348:PRO:HG3	2:V3:384:GLN:HA	1.76	0.66
2:V5:87:PRO:HG2	2:W5:278:SER:HA	1.75	0.66
1:W2:143:GLY:HA3	8:W2:501:GTP:O2B	1.95	0.66
1:W4:90:GLU:CG	3:X2:4:ASN:CB	2.70	0.66
5:3I:144:HIS:CB	5:3I:204:THR:CG2	2.65	0.66
2:A1:170:VAL:HG11	2:A1:377:LEU:HD21	1.76	0.66
1:A4:56:THR:CB	1:B3:285:GLN:CA	2.73	0.66
1:C3:128:GLN:CD	1:D3:285:GLN:CD	2.62	0.66
2:G3:58:LYS:HD3	2:H3:280:GLN:O	1.95	0.66
2:J2:69:GLU:HG2	2:J2:71:GLY:H	1.59	0.66
2:K3:60:VAL:CG1	2:L3:281:TYR:CA	2.35	0.66
2:K5:54:ALA:HA	2:L5:283:ALA:C	2.17	0.66
1:L0:62:VAL:CB	1:M0:283:HIS:O	2.44	0.66
2:M3:237:THR:HG22	2:M3:250:LEU:HD21	1.77	0.66
1:N4:60:LYS:HD3	1:O4:282:TYR:C	2.10	0.66
1:P4:143:GLY:HA3	8:P4:501:GTP:O3B	1.96	0.66
1:R1:248:LEU:HD22	9:R2:501:GDP:H3'	1.77	0.66
2:R2:252:LYS:HD2	1:R3:101:ASN:OD1	1.96	0.66
2:U0:246:LEU:HD13	8:U1:501:GTP:C8	2.31	0.66
1:U5:89:PRO:HB2	1:V4:280:LYS:HZ3	1.53	0.66
2:U6:125:GLU:O	2:V5:336:LYS:NZ	2.29	0.66
5:7A:108:MET:HG3	5:7A:186:ALA:HA	1.78	0.66
2:A1:54:ALA:HB1	2:B0:282:ARG:C	2.21	0.66
1:A2:56:THR:OG1	1:B1:285:GLN:CA	2.44	0.66
2:A5:130:LEU:O	2:A5:162:ARG:NH1	2.28	0.66
1:A6:60:LYS:CG	1:B5:282:TYR:O	2.44	0.66
1:A6:423:GLU:CB	3:X3:104:ARG:CD	2.73	0.66
2:C0:86:ARG:NH2	2:D0:281:TYR:C	2.52	0.66
2:G1:58:LYS:CD	2:H1:280:GLN:O	2.44	0.66
1:G4:326:LYS:HD2	2:G5:220:PRO:HD2	1.78	0.66
2:G5:83:GLN:HG2	2:H5:281:TYR:OH	1.94	0.66
1:I0:85:GLN:O	2:J0:281:TYR:OH	2.12	0.66
2:P1:246:LEU:HD11	8:P1:502:GTP:H5"	1.76	0.66
2:P3:323:MET:HE2	1:P4:224:TYR:CZ	2.31	0.66
1:P4:93:ILE:HD11	1:P4:121:ARG:HG3	1.76	0.66
1:R3:262:TYR:CE1	2:R4:393:ALA:HA	2.31	0.66

Continued on next page...

Continued from previous page...

Atom-1	Atom-2	Interatomic distance (Å)	Clash overlap (Å)
2:R4:346:PRO:CG	1:R5:394:LYS:HD2	2.26	0.66
1:S1:62:VAL:CG2	1:T1:283:HIS:CB	2.63	0.66
1:S1:248:LEU:CD1	9:S2:501:GDP:H5"	2.26	0.66
2:S2:84:ILE:C	2:T2:281:TYR:OH	2.32	0.66
2:T4:251:ARG:C	1:T5:100:ALA:HB1	2.21	0.66
2:U2:125:GLU:CB	2:V1:336:LYS:HZ2	1.99	0.66
2:U4:58:LYS:HZ1	2:V3:280:GLN:CG	2.06	0.66
1:V0:127:ASP:OD2	1:W0:293:ASN:CG	2.39	0.66
2:V1:77:ARG:HH22	7:8A:307:ALA:HB1	1.60	0.66
2:V5:87:PRO:CD	2:W5:278:SER:OG	2.33	0.66
1:W0:350:GLY:C	2:W1:179:VAL:HG22	2.20	0.66
2:W1:128:ASP:N	3:X1:18:GLY:HA2	2.10	0.66
6:9A:554:LYS:O	6:9A:558:THR:HG23	1.96	0.66
5:6D:144:HIS:CB	5:6D:204:THR:CG2	2.65	0.66
1:A4:175:PRO:HB3	1:A4:390:ARG:HD3	1.78	0.66
2:B4:122:LYS:HG2	2:C4:291:GLN:HG2	1.78	0.66
2:C2:178:THR:HB	2:C2:181:GLU:HG3	1.78	0.66
2:E0:126:SER:CB	2:F0:291:GLN:NE2	2.58	0.66
2:F4:58:LYS:HZ2	2:G3:280:GLN:HB2	1.61	0.66
1:G0:88:HIS:CD2	1:H0:284:GLU:HG2	2.25	0.66
1:H0:89:PRO:HD3	1:I0:283:HIS:ND1	2.11	0.66
1:K2:62:VAL:HG11	1:L2:283:HIS:O	1.96	0.66
2:L5:213:ARG:HH21	2:L5:297:LYS:HE2	1.59	0.66
2:N5:12:CYS:SG	9:N5:501:GDP:O4'	2.53	0.66
2:O3:323:MET:HG3	1:O4:224:TYR:CG	2.30	0.66
1:P0:325:PRO:CG	2:P1:222:TYR:CZ	2.79	0.66
2:Q2:60:VAL:HG12	2:R2:281:TYR:CD2	2.31	0.66
2:Q2:406:MET:CG	6:9B:515:ALA:H	1.77	0.66
2:Q4:409:THR:HG23	6:9A:515:ALA:CA	2.16	0.66
2:R2:87:PRO:CG	2:S2:278:SER:CA	2.73	0.66
2:S0:60:VAL:HG21	2:T0:281:TYR:O	1.96	0.66
1:S1:437:VAL:O	2:S2:391:ARG:NH1	2.29	0.66
2:S4:345:ILE:CD1	1:S5:398:MET:HG3	2.26	0.66
2:T0:122:LYS:CG	2:U0:291:GLN:CG	2.73	0.66
1:T1:29:GLY:CA	5:7A:196:VAL:HG23	2.24	0.66
1:T3:171:ILE:HD12	8:T3:501:GTP:N2	2.10	0.66
1:T5:377:MET:HE2	1:T5:379:SER:HB3	1.77	0.66
2:U2:327:ASP:HB3	1:U3:177:VAL:HG11	1.77	0.66
1:W2:248:LEU:HD23	2:W3:11:GLN:NE2	2.03	0.66
1:W4:326:LYS:CE	2:W5:220:PRO:HG3	2.26	0.66
5:7A:106:PRO:HD2	5:7A:186:ALA:HB1	1.78	0.66

Continued on next page...

Continued from previous page...

Atom-1	Atom-2	Interatomic distance (Å)	Clash overlap (Å)
5:5A:106:PRO:HD2	5:5A:186:ALA:HB1	1.78	0.66
1:A6:89:PRO:HG2	1:B5:280:LYS:CG	2.25	0.66
1:B1:98:ASP:O	1:B1:105:ARG:NH2	2.28	0.66
1:E3:62:VAL:CG2	1:F3:283:HIS:O	2.42	0.66
1:G0:282:TYR:CD2	5:4I:9:ARG:HH22	1.54	0.66
2:H1:60:VAL:CG1	2:I1:281:TYR:HA	2.24	0.66
1:L0:89:PRO:HB2	1:M0:280:LYS:CD	2.25	0.66
1:N0:127:ASP:OD1	1:O0:293:ASN:OD1	2.14	0.66
1:N4:329:ASN:ND2	2:N5:208:TYR:HD2	1.93	0.66
2:P3:2:ARG:HH22	1:P4:73:THR:HG23	1.61	0.66
2:P3:323:MET:HG3	1:P4:224:TYR:CE1	2.30	0.66
2:P3:386:THR:CG2	6:9B:572:LYS:HZ3	1.97	0.66
1:Q3:195:LEU:HD11	1:Q3:428:LEU:HD22	1.78	0.66
1:Q3:263:PRO:HG3	2:Q4:396:HIS:CG	2.31	0.66
1:Q5:10:GLY:C	8:Q5:501:GTP:O1B	2.39	0.66
2:R4:60:VAL:CG1	2:S4:281:TYR:HD1	2.09	0.66
2:S2:86:ARG:HA	2:T2:281:TYR:HD2	1.56	0.66
2:T0:425:TYR:HE1	1:T1:401:LYS:HZ2	1.43	0.66
1:T3:171:ILE:HG23	8:T3:501:GTP:HN22	1.59	0.66
1:T5:171:ILE:HG12	8:T5:501:GTP:N3	2.10	0.66
1:V2:88:HIS:NE2	1:W2:280:LYS:HD2	2.11	0.66
1:W2:120:ASP:OD2	3:X1:6:PHE:HD1	1.78	0.66
5:3H:77:LYS:HZ3	5:3I:89:LYS:NZ	1.92	0.66
5:6A:106:PRO:HD2	5:6A:186:ALA:HB1	1.78	0.66
5:5A:108:MET:HG3	5:5A:186:ALA:HA	1.78	0.66
2:A3:54:ALA:CA	2:B2:283:ALA:N	2.52	0.65
1:A4:285:GLN:CA	1:M4:56:THR:HG23	2.21	0.65
2:C2:77:ARG:NH1	2:D2:281:TYR:CE1	2.64	0.65
2:E6:54:ALA:HB1	2:F6:282:ARG:C	2.19	0.65
2:F6:62:ARG:NH1	2:F6:127:CYS:SG	2.69	0.65
2:G1:58:LYS:HZ2	2:H1:280:GLN:CD	2.05	0.65
2:I5:87:PRO:HB2	1:J5:280:LYS:HD3	1.78	0.65
2:J6:8:GLN:NE2	2:J6:13:GLY:O	2.29	0.65
2:K3:86:ARG:CA	2:L3:281:TYR:CB	2.74	0.65
2:L1:87:PRO:HG2	2:M1:277:GLY:O	1.96	0.65
2:P3:346:PRO:HG2	1:P4:394:LYS:CD	2.26	0.65
2:P5:58:LYS:HZ3	2:Q4:280:GLN:HG3	1.60	0.65
1:Q1:89:PRO:CG	1:R1:280:LYS:CG	2.73	0.65
2:Q4:386:THR:HG22	6:9A:522:LYS:CG	2.26	0.65
2:R2:260:PHE:CE1	1:R3:402:ARG:O	2.46	0.65
2:R4:390:ARG:HD2	6:9A:476:TRP:CE3	2.24	0.65

Continued on next page...

Continued from previous page...

Atom-1	Atom-2	Interatomic distance (Å)	Clash overlap (Å)
2:S0:60:VAL:CG1	2:T0:281:TYR:CD2	2.70	0.65
1:S1:100:ALA:HA	8:S1:501:GTP:O2G	1.96	0.65
2:S4:285:THR:HG22	2:S4:287:PRO:HD2	1.78	0.65
1:S5:88:HIS:CG	1:T5:283:HIS:CB	2.78	0.65
2:T0:425:TYR:CE1	1:T1:401:LYS:NZ	2.64	0.65
1:T3:127:ASP:CG	1:U3:293:ASN:CG	2.64	0.65
2:T4:252:LYS:CA	1:T5:100:ALA:HB1	2.26	0.65
1:U3:326:LYS:HB2	2:U4:220:PRO:HG2	1.78	0.65
2:U4:251:ARG:HD2	1:U5:105:ARG:NH1	2.11	0.65
1:W2:325:PRO:CG	2:W3:222:TYR:CZ	2.78	0.65
5:3C:71:TYR:O	5:3D:121:ARG:NH1	2.30	0.65
5:1G:144:HIS:HB3	5:1G:204:THR:HG22	1.77	0.65
2:A1:54:ALA:N	2:B0:283:ALA:HB2	2.12	0.65
1:D5:113:GLU:HG3	1:D5:114:ILE:HG23	1.79	0.65
1:E1:278:ALA:HA	1:E1:369:ALA:HB2	1.77	0.65
1:G0:55:GLU:N	1:H0:285:GLN:CD	2.54	0.65
2:G3:316:VAL:HG12	2:G3:352:ALA:HB3	1.78	0.65
2:H1:60:VAL:HG11	2:I1:281:TYR:CA	2.23	0.65
1:I2:62:VAL:HG12	2:J2:281:TYR:HD1	1.60	0.65
2:L3:86:ARG:NE	2:M3:281:TYR:HB3	2.11	0.65
1:N2:263:PRO:CG	2:N3:396:HIS:CG	2.79	0.65
1:N6:89:PRO:CB	1:O6:280:LYS:CD	2.44	0.65
2:O3:412:GLU:OE1	6:9B:607:LEU:HD12	1.96	0.65
2:R4:12:CYS:HB2	9:R4:501:GDP:C8	2.31	0.65
1:S1:248:LEU:CD2	9:S2:501:GDP:H3'	2.26	0.65
1:S5:10:GLY:HA3	8:S5:501:GTP:O2B	1.97	0.65
2:U2:324:LYS:HD2	1:U3:210:TYR:HB3	1.77	0.65
2:U4:345:ILE:CG2	1:U5:398:MET:HE1	2.21	0.65
5:2F:144:HIS:CB	5:2F:204:THR:CG2	2.65	0.65
6:9A:559:ALA:O	6:9A:563:TRP:HD1	1.80	0.65
5:6A:108:MET:HG3	5:6A:186:ALA:HA	1.78	0.65
5:5B:36:ARG:HH21	5:5C:121:ARG:HH11	1.36	0.65
1:A4:397:LEU:CD1	3:X2:30:ARG:HH21	2.01	0.65
1:A6:400:ALA:CA	3:X3:53:ASN:HB2	2.26	0.65
2:C0:86:ARG:CB	2:D0:281:TYR:HB3	2.05	0.65
1:E1:39:ASP:OD1	5:4J:74:VAL:CB	2.44	0.65
2:F4:320:ARG:O	5:2J:149:GLN:OE1	2.14	0.65
1:K0:308:ARG:C	1:N0:282:TYR:HB3	2.21	0.65
2:K3:86:ARG:NH1	2:L3:282:ARG:HB2	2.11	0.65
1:K4:60:LYS:HE3	1:L4:282:TYR:O	1.96	0.65
1:N0:124:LYS:HG3	1:O0:297:GLU:OE2	1.95	0.65

Continued on next page...

Continued from previous page...

Atom-1	Atom-2	Interatomic distance (Å)	Clash overlap (Å)
1:N2:38:SER:C	4:Y1:255:LYS:HZ3	2.03	0.65
1:N2:124:LYS:HZ3	1:O2:297:GLU:CD	1.98	0.65
2:O5:2:ARG:HH22	1:O6:73:THR:HG23	1.61	0.65
2:O5:125:GLU:OE2	2:P5:336:LYS:CE	2.44	0.65
1:P4:171:ILE:HG21	8:P4:501:GTP:H1'	1.77	0.65
2:P5:122:LYS:NZ	2:Q4:291:GLN:O	2.30	0.65
1:S5:88:HIS:N	1:T5:283:HIS:CD2	2.65	0.65
2:U0:323:MET:HE2	1:U1:224:TYR:OH	1.97	0.65
1:U5:349:THR:HG22	2:U6:388:MET:HE1	1.79	0.65
2:V3:317:PHE:HB2	2:V3:353:VAL:HG12	1.78	0.65
2:V5:54:ALA:HA	2:W5:283:ALA:HB2	1.78	0.65
5:2C:108:MET:HG3	5:2C:186:ALA:HA	1.78	0.65
1:A6:430:LYS:HZ2	3:X3:153:ARG:NE	1.93	0.65
2:B4:61:PRO:HD3	2:B4:84:ILE:HG12	1.79	0.65
2:D6:86:ARG:NH1	2:E6:278:SER:O	2.23	0.65
2:F4:86:ARG:NH1	2:G3:282:ARG:CZ	2.59	0.65
1:G0:282:TYR:CE1	5:4I:9:ARG:NH2	2.65	0.65
1:G4:85:GLN:HB2	1:H4:283:HIS:HE1	1.61	0.65
1:H2:32:PRO:HG3	5:3H:200:ILE:HD11	1.79	0.65
1:I2:87:PHE:C	2:J2:281:TYR:CE1	2.75	0.65
1:K0:308:ARG:HB3	1:N0:283:HIS:CA	2.25	0.65
2:K5:83:GLN:O	2:L5:280:GLN:NE2	2.21	0.65
1:L0:60:LYS:HE2	1:M0:282:TYR:CB	1.87	0.65
1:L0:90:GLU:CD	1:M0:280:LYS:HD2	2.18	0.65
2:N1:58:LYS:CE	2:O1:280:GLN:HG3	2.13	0.65
1:N2:263:PRO:CD	2:N3:396:HIS:CG	2.80	0.65
2:N3:87:PRO:HD2	2:O3:278:SER:HB2	0.75	0.65
1:O2:441:GLU:CB	6:9B:612:LYS:HG2	2.26	0.65
2:O5:58:LYS:HD2	2:P5:280:GLN:O	1.97	0.65
1:T5:60:LYS:CE	1:U5:283:HIS:ND1	2.58	0.65
1:U1:60:LYS:HE2	1:V0:282:TYR:O	1.92	0.65
2:U4:122:LYS:CG	2:V3:291:GLN:HE22	2.06	0.65
1:U5:349:THR:HG21	2:U6:182:PRO:CD	2.26	0.65
2:V3:86:ARG:HH12	2:W3:282:ARG:HG3	1.62	0.65
2:V3:122:LYS:C	2:W3:291:GLN:OE1	2.38	0.65
5:1C:71:TYR:C	5:1D:121:ARG:NH2	2.54	0.65
5:4J:144:HIS:HB3	5:4J:204:THR:HG22	1.78	0.65
2:B2:86:ARG:NH1	2:C2:282:ARG:HG3	2.12	0.65
1:B3:89:PRO:HD2	1:C3:280:LYS:CA	2.26	0.65
2:E4:84:ILE:O	2:F4:281:TYR:CE1	2.49	0.65
2:I1:87:PRO:CB	1:J1:280:LYS:HZ2	2.10	0.65

Continued on next page...

Continued from previous page...

Atom-1	Atom-2	Interatomic distance (Å)	Clash overlap (Å)
2:I3:87:PRO:CD	1:J3:280:LYS:HA	2.27	0.65
2:I5:86:ARG:HH11	1:J5:284:GLU:HB2	1.61	0.65
1:I6:88:HIS:HA	2:J6:281:TYR:CD1	2.32	0.65
1:K0:60:LYS:HD2	1:L0:282:TYR:CZ	2.32	0.65
1:L4:60:LYS:CG	1:M4:282:TYR:CE1	2.60	0.65
2:L5:1:MET:CE	1:L6:72:PRO:HG2	2.10	0.65
2:L5:347:ASN:HD21	1:L6:176:GLN:HB3	1.60	0.65
1:N2:55:GLU:O	1:O2:285:GLN:CG	2.38	0.65
2:N5:60:VAL:HG11	2:O5:281:TYR:HB3	1.78	0.65
2:N5:60:VAL:HG12	2:O5:281:TYR:CD1	2.32	0.65
2:N5:87:PRO:HD2	2:O5:278:SER:HB2	1.19	0.65
1:N6:86:LEU:N	1:O6:283:HIS:NE2	2.45	0.65
2:O5:113:VAL:HG11	2:O5:150:LEU:HD22	1.79	0.65
2:Q0:256:ASN:HD21	1:Q1:101:ASN:ND2	1.94	0.65
1:Q5:127:ASP:HB3	1:R5:293:ASN:HD22	1.60	0.65
1:R1:89:PRO:HG2	1:S1:279:GLU:C	2.22	0.65
1:S3:381:THR:HG22	1:S3:383:ALA:H	1.61	0.65
2:S6:12:CYS:H	9:S6:501:GDP:PA	2.20	0.65
1:T3:31:GLN:NE2	5:6A:196:VAL:N	2.40	0.65
2:U2:122:LYS:HD2	2:V1:291:GLN:CB	2.27	0.65
1:U3:348:PRO:HG3	2:U4:384:GLN:HG2	1.77	0.65
5:2C:77:LYS:HD3	5:2D:89:LYS:HZ1	1.58	0.65
5:3C:144:HIS:CB	5:3C:204:THR:CG2	2.65	0.65
1:A2:56:THR:N	1:B1:285:GLN:HB2	2.11	0.65
1:A6:284:GLU:OE1	1:M6:88:HIS:NE2	2.28	0.65
1:A6:419:SER:CB	3:X3:108:TYR:HH	2.00	0.65
2:B4:122:LYS:CG	2:C4:291:GLN:CG	2.57	0.65
2:C0:354:CYS:SG	2:C0:355:ASP:N	2.68	0.65
2:D4:122:LYS:HE3	2:E4:291:GLN:CG	2.26	0.65
2:E0:346:PRO:HG3	1:E1:394:LYS:HD2	1.79	0.65
2:F2:178:THR:HB	2:F2:181:GLU:HB2	1.79	0.65
2:L3:86:ARG:NH1	2:M3:282:ARG:CG	2.59	0.65
2:N1:2:ARG:NH2	1:N2:73:THR:HG23	2.10	0.65
1:N4:278:ALA:HA	1:N4:369:ALA:HB2	1.77	0.65
1:O0:115:ILE:HD12	1:O0:152:LEU:HD13	1.79	0.65
2:Q0:86:ARG:CZ	2:R0:282:ARG:HE	2.09	0.65
2:Q0:177:ASP:HB3	9:Q0:501:GDP:O3'	1.96	0.65
1:Q3:329:ASN:ND2	2:Q4:208:TYR:CE2	2.64	0.65
2:Q4:386:THR:HA	6:9A:522:LYS:HD3	1.77	0.65
2:R0:256:ASN:OD1	1:R1:182:VAL:HG22	1.96	0.65
2:R2:58:LYS:HZ3	2:S2:280:GLN:HB2	1.60	0.65

Continued on next page...

Continued from previous page...

Atom-1	Atom-2	Interatomic distance (Å)	Clash overlap (Å)
1:S1:258:ASN:O	2:S2:179:VAL:HG21	1.97	0.65
2:T0:313:VAL:HB	2:T0:349:VAL:HG22	1.78	0.65
1:T1:364:PRO:CB	5:7A:197:TYR:CD2	2.73	0.65
1:U1:62:VAL:HG22	1:V0:283:HIS:O	1.95	0.65
1:U1:127:ASP:OD2	1:V0:293:ASN:OD1	2.00	0.65
1:U3:263:PRO:HG3	2:U4:396:HIS:CD2	2.32	0.65
1:U5:85:GLN:CB	1:V4:283:HIS:CE1	2.80	0.65
1:W2:102:ASN:HB3	1:W2:105:ARG:HB2	1.78	0.65
2:W5:122:LYS:HZ1	3:X3:38:THR:H	1.41	0.65
1:A2:280:LYS:CG	1:M2:89:PRO:CG	2.37	0.65
1:A4:431:ASP:CG	3:X2:102:ARG:NH2	2.54	0.65
1:B3:56:THR:CG2	1:C3:284:GLU:O	2.42	0.65
2:E4:58:LYS:HZ3	2:F4:280:GLN:HG3	1.62	0.65
1:F3:60:LYS:HD2	1:G2:282:TYR:HE1	1.60	0.65
1:G0:364:PRO:HA	5:4I:197:TYR:CE2	2.31	0.65
2:H1:122:LYS:HD2	2:I1:291:GLN:HG2	1.60	0.65
2:H3:125:GLU:OE1	2:I3:336:LYS:NZ	2.28	0.65
2:I3:293:MET:HE3	2:I3:367:PHE:HB2	1.78	0.65
1:P0:256:GLN:HE21	2:P1:397:TRP:HH2	1.44	0.65
2:P5:346:PRO:HB2	1:P6:394:LYS:HD3	1.78	0.65
2:P5:390:ARG:CA	6:9A:565:GLU:CD	2.69	0.65
1:P6:146:GLY:N	8:P6:501:GTP:PG	2.67	0.65
1:Q1:55:GLU:O	1:R1:285:GLN:HG3	1.95	0.65
2:R4:122:LYS:NZ	2:S4:292:GLN:CD	2.53	0.65
1:S1:326:LYS:CD	2:S2:212:PHE:CE1	2.78	0.65
2:S6:12:CYS:HB3	9:S6:501:GDP:O3A	1.97	0.65
2:S6:60:VAL:HG21	2:T6:281:TYR:HA	1.78	0.65
2:S6:86:ARG:CZ	2:T6:282:ARG:N	2.58	0.65
2:T0:46:ARG:NH2	1:T1:72:PRO:HB2	2.11	0.65
1:T1:56:THR:CB	1:U1:285:GLN:CA	2.75	0.65
1:T1:124:LYS:HZ3	1:U1:297:GLU:CG	2.10	0.65
2:V1:58:LYS:HZ3	2:W1:280:GLN:HB2	1.62	0.65
2:W3:236:VAL:HG13	2:W3:237:THR:HG23	1.77	0.65
5:1B:77:LYS:CD	5:1C:89:LYS:NZ	2.26	0.65
1:A4:60:LYS:HE2	1:B3:283:HIS:HD2	0.48	0.65
1:A6:60:LYS:NZ	1:B5:283:HIS:NE2	2.21	0.65
1:A6:264:ARG:HG3	3:X3:117:PHE:HD2	1.61	0.65
1:A6:290:GLU:CD	1:M6:128:GLN:CD	2.64	0.65
1:B1:60:LYS:HE2	1:C1:283:HIS:CE1	2.30	0.65
1:D3:60:LYS:HD3	1:E3:283:HIS:ND1	2.12	0.65
1:I0:85:GLN:C	2:J0:281:TYR:CZ	2.73	0.65

Continued on next page...

Continued from previous page...

Atom-1	Atom-2	Interatomic distance (Å)	Clash overlap (Å)
2:I3:55:THR:HG23	1:J3:372:GLN:OE1	1.96	0.65
1:K0:308:ARG:CD	1:N0:283:HIS:CA	2.58	0.65
2:M3:372:THR:HG21	2:M3:426:GLN:HB2	1.78	0.65
2:N1:100:ASN:HB3	2:N1:103:LYS:HB2	1.78	0.65
2:N5:327:ASP:HB3	1:N6:177:VAL:HG11	1.79	0.65
2:P3:261:PRO:HD3	1:P4:406:HIS:CD2	2.31	0.65
2:P3:324:LYS:HG3	1:P4:210:TYR:CG	2.32	0.65
2:R4:51:TYR:HB3	2:R4:59:TYR:HB3	1.79	0.65
2:S4:406:MET:HE3	6:9A:425:ARG:O	1.96	0.65
2:S6:69:GLU:HG2	2:S6:71:GLY:H	1.61	0.65
1:T3:171:ILE:HG21	8:T3:501:GTP:N3	2.12	0.65
1:V4:89:PRO:CG	1:W4:280:LYS:CG	2.74	0.65
5:2C:106:PRO:HD2	5:2C:186:ALA:HB1	1.78	0.65
5:4I:144:HIS:CB	5:4I:204:THR:CG2	2.65	0.65
2:A1:281:TYR:HE1	2:M1:58:LYS:NZ	1.90	0.65
2:B0:61:PRO:HD3	2:B0:84:ILE:HG12	1.77	0.65
2:B4:125:GLU:OE1	2:C4:336:LYS:HE3	1.96	0.65
2:C0:56:GLY:H	2:D0:362:LYS:HE3	1.60	0.65
2:C2:347:ASN:ND2	1:C3:180:ALA:O	2.29	0.65
1:D1:85:GLN:O	1:E1:283:HIS:CD2	2.50	0.65
1:G0:128:GLN:CB	1:H0:290:GLU:OE2	2.43	0.65
1:G4:88:HIS:CD2	1:H4:280:LYS:CB	2.77	0.65
1:H0:377:MET:HE2	1:H0:379:SER:HB3	1.79	0.65
1:I0:71:GLU:HB3	1:I0:98:ASP:HB3	1.78	0.65
2:I1:87:PRO:CB	1:J1:280:LYS:HZ3	1.89	0.65
1:I2:89:PRO:HD3	2:J2:281:TYR:CD2	2.32	0.65
1:I4:60:LYS:CE	2:J4:280:GLN:CB	2.69	0.65
2:J6:58:LYS:NZ	2:K5:280:GLN:CG	2.58	0.65
2:K5:86:ARG:HH21	2:L5:282:ARG:HH12	0.96	0.65
1:N0:127:ASP:OD1	1:O0:293:ASN:ND2	2.28	0.65
2:N1:54:ALA:CA	2:O1:283:ALA:HB2	2.24	0.65
2:O5:125:GLU:HG2	2:P5:336:LYS:HE3	1.79	0.65
2:P3:386:THR:HG23	6:9B:568:GLU:OE1	1.97	0.65
2:P3:406:MET:SD	6:9B:557:LEU:HD22	2.36	0.65
2:S0:26:ASP:O	2:S0:359:ARG:NH1	2.30	0.65
2:S0:286:VAL:HG22	2:S0:363:MET:HE1	1.79	0.65
1:S1:248:LEU:HD11	9:S2:501:GDP:H5"	1.77	0.65
1:T3:348:PRO:CG	2:T4:384:GLN:HG2	2.26	0.65
5:3H:192:ILE:HG13	5:3H:198:PHE:HB2	1.79	0.65
2:A1:248:ALA:HA	2:A1:252:LYS:HD2	1.79	0.65
2:A5:58:LYS:NZ	2:B4:280:GLN:NE2	2.45	0.65

Continued on next page...

Continued from previous page...

Atom-1	Atom-2	Interatomic distance (Å)	Clash overlap (Å)
1:A6:424:ASP:OD2	3:X3:113:ARG:NH2	2.22	0.65
2:B0:60:VAL:HG12	2:C0:281:TYR:HD1	1.62	0.65
2:C4:86:ARG:HE	2:D4:282:ARG:N	1.89	0.65
1:G0:28:HIS:CE1	1:G0:243:ARG:HD2	2.32	0.65
1:G0:31:GLN:HG2	1:G0:37:PRO:HG3	1.79	0.65
1:H2:89:PRO:CG	1:I2:280:LYS:HA	2.27	0.65
1:H2:347:CYS:HA	2:H3:388:MET:HE1	1.78	0.65
2:I3:271:ALA:O	2:I3:292:GLN:HG2	1.97	0.65
2:J4:406:MET:SD	2:N3:306:ARG:CB	2.84	0.65
1:L0:89:PRO:CB	1:M0:280:LYS:HG2	2.25	0.65
2:L1:85:PHE:CA	2:M1:281:TYR:CE1	2.50	0.65
1:N2:62:VAL:HG13	1:O2:283:HIS:O	1.91	0.65
1:Q3:88:HIS:CE1	1:R3:280:LYS:HD3	2.31	0.65
2:R6:87:PRO:CD	2:S6:278:SER:HA	2.26	0.65
2:R6:87:PRO:HG2	2:S6:278:SER:HA	1.72	0.65
2:S2:62:ARG:NH1	2:S2:127:CYS:SG	2.69	0.65
1:T5:26:LEU:HA	5:5A:196:VAL:HG12	1.74	0.65
1:U3:143:GLY:HA3	8:U3:501:GTP:O3B	1.96	0.65
2:W5:276:ARG:NH1	7:8C:325:LEU:HD22	2.12	0.65
5:2A:106:PRO:HD2	5:2A:186:ALA:HB1	1.79	0.65
2:F6:375:GLN:HE21	2:F6:419:VAL:HB	1.62	0.64
1:G0:282:TYR:CZ	5:4I:9:ARG:NH2	2.65	0.64
1:G2:316:CYS:HB3	1:G2:378:LEU:HB2	1.79	0.64
1:G4:62:VAL:HG21	1:H4:284:GLU:CA	2.07	0.64
1:H0:30:ILE:N	5:4H:196:VAL:HG21	2.12	0.64
1:H2:89:PRO:C	1:I2:280:LYS:HZ2	2.04	0.64
1:I0:60:LYS:HD3	2:J0:280:GLN:C	2.22	0.64
1:I4:87:PHE:O	2:J4:281:TYR:CE2	2.51	0.64
1:J3:365:GLY:C	5:2G:146:PRO:HD3	2.22	0.64
2:J4:406:MET:HG2	2:N3:306:ARG:HB2	1.78	0.64
1:J5:60:LYS:NZ	1:K4:283:HIS:CA	2.58	0.64
2:N5:251:ARG:C	1:N6:100:ALA:HB1	2.21	0.64
1:O0:115:ILE:HD11	1:O0:156:ARG:HG3	1.79	0.64
1:O0:224:TYR:CD2	8:O0:501:GTP:O6	2.50	0.64
2:O1:15:GLN:CA	4:Y0:204:MET:CE	2.52	0.64
2:O3:80:PRO:HG3	4:Y1:205:ASN:CA	2.22	0.64
2:O3:372:THR:HG21	2:O3:426:GLN:HB2	1.79	0.64
2:O3:389:PHE:HE2	6:9B:604:GLU:HB2	1.49	0.64
2:P3:251:ARG:HB3	1:P4:100:ALA:CB	2.27	0.64
1:P6:90:GLU:OE1	1:Q5:280:LYS:CE	2.45	0.64
2:Q2:261:PRO:HD3	1:Q3:406:HIS:CD2	2.32	0.64

Continued on next page...

Continued from previous page...

Atom-1	Atom-2	Interatomic distance (Å)	Clash overlap (Å)
2:Q4:60:VAL:HG12	2:R4:281:TYR:CA	2.02	0.64
1:Q5:109:THR:HG23	1:Q5:110:ILE:HG12	1.79	0.64
1:R1:168:GLU:HB2	1:R1:201:ALA:HA	1.79	0.64
2:R4:58:LYS:HZ1	2:S4:281:TYR:C	2.04	0.64
2:R4:409:THR:HB	6:9A:475:ALA:CB	2.26	0.64
2:R6:2:ARG:HB3	2:R6:131:GLN:HB2	1.79	0.64
1:S5:326:LYS:CG	2:S6:212:PHE:HZ	1.94	0.64
1:T3:31:GLN:HA	5:6A:196:VAL:HG11	1.79	0.64
2:V1:58:LYS:HZ3	2:W1:280:GLN:CB	2.10	0.64
5:2A:144:HIS:CB	5:2A:204:THR:CG2	2.65	0.64
5:3C:106:PRO:HD2	5:3C:186:ALA:HB1	1.79	0.64
5:2I:192:ILE:HG13	5:2I:198:PHE:HB2	1.79	0.64
5:1G:46:ARG:NE	5:1G:166:PHE:HB3	2.13	0.64
2:A3:237:THR:HG22	2:A3:250:LEU:HD11	1.79	0.64
1:A4:280:LYS:CE	1:M4:89:PRO:HB2	2.27	0.64
2:A5:281:TYR:HA	2:M5:58:LYS:HE2	1.80	0.64
1:A6:283:HIS:NE2	1:M6:60:LYS:CE	2.58	0.64
1:C3:326:LYS:NZ	2:C4:218:THR:O	2.29	0.64
2:D0:58:LYS:CE	2:E0:281:TYR:CE2	2.77	0.64
1:E1:89:PRO:CB	1:F1:280:LYS:CG	2.75	0.64
1:G0:31:GLN:NE2	5:4I:199:ILE:HD11	2.10	0.64
1:G4:124:LYS:HZ3	1:H4:293:ASN:HB2	1.60	0.64
1:H2:88:HIS:HA	1:I2:283:HIS:CB	2.27	0.64
1:H4:29:GLY:HA2	5:2H:196:VAL:CG2	2.27	0.64
1:K0:308:ARG:HB3	1:N0:283:HIS:N	2.12	0.64
1:K2:88:HIS:HE2	1:L2:284:GLU:CG	2.08	0.64
2:K3:60:VAL:HG11	2:L3:281:TYR:CB	2.26	0.64
2:N5:87:PRO:HG3	2:O5:278:SER:N	2.13	0.64
2:O5:7:LEU:HD21	2:O5:151:LEU:HD23	1.79	0.64
1:O6:171:ILE:HD12	8:O6:501:GTP:N3	2.10	0.64
2:P1:69:GLU:HG2	2:P1:71:GLY:H	1.60	0.64
1:P4:26:LEU:HD12	1:P4:363:VAL:HG12	1.80	0.64
2:R0:85:PHE:O	2:S0:281:TYR:CE2	2.50	0.64
2:R2:51:TYR:HB3	2:R2:59:TYR:HB3	1.78	0.64
1:R3:62:VAL:HG21	1:S3:283:HIS:CA	2.27	0.64
1:S1:326:LYS:HB2	2:S2:220:PRO:HG3	1.77	0.64
1:S3:326:LYS:HE3	2:S4:220:PRO:HD2	1.78	0.64
1:S5:262:TYR:CE1	2:S6:392:LYS:O	2.51	0.64
1:T3:128:GLN:HE21	1:U3:290:GLU:CG	2.11	0.64
2:T4:84:ILE:C	2:U4:281:TYR:CE1	2.75	0.64
1:U5:228:ASN:OD1	8:U5:501:GTP:O6	2.15	0.64

Continued on next page...

Continued from previous page...

Atom-1	Atom-2	Interatomic distance (Å)	Clash overlap (Å)
5:3H:106:PRO:HD2	5:3H:186:ALA:HB1	1.79	0.64
5:2I:46:ARG:NE	5:2I:166:PHE:HB3	2.13	0.64
5:2I:123:LEU:HB2	5:2I:131:ILE:HD13	1.79	0.64
5:6D:192:ILE:HG13	5:6D:198:PHE:HD1	1.63	0.64
1:A6:431:ASP:OD1	3:X3:102:ARG:NH2	2.30	0.64
2:B2:170:VAL:HG11	2:B2:377:LEU:HD21	1.79	0.64
1:C1:213:CYS:HA	1:C1:217:LEU:HD13	1.80	0.64
2:G3:27:GLU:HA	2:G3:359:ARG:HD2	1.79	0.64
1:H2:85:GLN:C	1:I2:283:HIS:HE1	2.06	0.64
1:J1:85:GLN:O	1:K0:283:HIS:NE2	2.25	0.64
2:J6:83:GLN:O	2:K5:281:TYR:CZ	2.51	0.64
1:L2:88:HIS:HB2	1:M2:283:HIS:HB3	1.80	0.64
2:L3:86:ARG:HH11	2:M3:282:ARG:HB2	1.60	0.64
1:N2:329:ASN:HD21	2:N3:175:VAL:HG13	1.62	0.64
2:O3:46:ARG:NH1	1:O4:73:THR:HA	2.12	0.64
2:O5:324:LYS:HG3	1:O6:222:PRO:HG2	1.79	0.64
1:P0:1:MET:HE2	2:P1:94:GLN:NE2	2.12	0.64
2:P1:351:THR:HG22	1:P2:179:THR:HB	1.80	0.64
1:P2:120:ASP:OD2	1:Q1:297:GLU:OE2	2.16	0.64
2:P5:256:ASN:OD1	1:P6:182:VAL:CG2	2.39	0.64
1:Q3:346:TRP:HA	2:Q4:387:ALA:O	1.97	0.64
2:Q4:226:ASN:OD1	9:Q4:501:GDP:N1	2.29	0.64
2:R6:83:GLN:NE2	2:S6:280:GLN:HE22	1.95	0.64
2:T0:252:LYS:HD2	1:T1:101:ASN:OD1	1.98	0.64
1:T1:26:LEU:CA	5:7A:196:VAL:HG11	2.24	0.64
1:T1:124:LYS:NZ	1:U1:297:GLU:HG2	2.12	0.64
1:U1:326:LYS:HD2	2:U2:220:PRO:CG	2.28	0.64
1:W2:254:GLU:CG	2:W3:98:GLY:HA2	2.27	0.64
5:4J:144:HIS:CB	5:4J:204:THR:CG2	2.65	0.64
5:4I:99:GLU:CD	5:4H:77:LYS:CE	2.71	0.64
5:7D:46:ARG:NE	5:7D:166:PHE:HB3	2.13	0.64
5:6B:144:HIS:HB3	5:6B:204:THR:HG22	1.77	0.64
5:6D:46:ARG:NE	5:6D:166:PHE:HB3	2.12	0.64
1:A4:423:GLU:HB3	3:X2:104:ARG:CZ	2.26	0.64
1:A6:393:HIS:CE1	3:X3:30:ARG:CZ	2.80	0.64
2:B4:54:ALA:HB1	2:C4:282:ARG:O	1.98	0.64
2:E4:56:GLY:HA3	5:2J:154:SER:HB3	1.78	0.64
1:F5:259:LEU:O	1:F5:380:ASN:ND2	2.30	0.64
2:G3:58:LYS:CE	2:H3:280:GLN:CD	2.67	0.64
1:H0:86:LEU:C	1:I0:283:HIS:HD2	2.05	0.64
2:J4:118:ASP:OD2	2:K3:297:LYS:CE	2.45	0.64

Continued on next page...

Continued from previous page...

Atom-1	Atom-2	Interatomic distance (Å)	Clash overlap (Å)
2:K3:86:ARG:CB	2:L3:281:TYR:CB	2.76	0.64
1:L6:60:LYS:HD3	1:M6:282:TYR:HD2	1.63	0.64
1:N2:329:ASN:OD1	2:N3:208:TYR:CE2	2.50	0.64
1:N6:88:HIS:HD2	1:O6:284:GLU:HB3	1.62	0.64
2:O3:251:ARG:HB3	1:O4:100:ALA:CB	2.27	0.64
2:O5:12:CYS:SG	9:O5:501:GDP:N7	2.70	0.64
1:P0:260:VAL:HG13	2:P1:397:TRP:NE1	2.10	0.64
2:P3:178:THR:HB	2:P3:181:GLU:HB2	1.77	0.64
2:P3:323:MET:HG3	1:P4:224:TYR:CE2	2.32	0.64
1:Q3:12:ALA:CB	8:Q3:501:GTP:C8	2.79	0.64
2:R2:86:ARG:HB2	2:S2:281:TYR:HB3	1.78	0.64
1:T1:260:VAL:HB	2:T2:397:TRP:CH2	2.24	0.64
2:U2:87:PRO:CD	2:V1:278:SER:HB2	2.27	0.64
1:W2:286:LEU:HD13	1:W2:371:VAL:HG13	1.79	0.64
5:1F:46:ARG:NE	5:1F:166:PHE:HB3	2.13	0.64
5:3H:46:ARG:NE	5:3H:166:PHE:HB3	2.13	0.64
1:B3:127:ASP:CB	1:C3:290:GLU:OE2	2.46	0.64
2:C4:86:ARG:NE	2:D4:282:ARG:HB2	2.12	0.64
1:E1:206:ASN:OD1	8:E1:501:GTP:N2	2.30	0.64
1:G0:60:LYS:HD2	1:H0:282:TYR:O	0.83	0.64
1:H0:60:LYS:HD3	1:I0:282:TYR:O	1.98	0.64
1:I4:60:LYS:HD3	2:J4:280:GLN:CB	2.08	0.64
1:J3:420:GLU:CG	1:N2:308:ARG:CZ	2.76	0.64
1:L2:88:HIS:CB	1:M2:283:HIS:CG	2.80	0.64
1:N0:325:PRO:CB	2:N1:222:TYR:CE1	2.81	0.64
1:N2:88:HIS:HD1	1:N2:90:GLU:H	1.45	0.64
1:N4:253:THR:O	2:N5:98:GLY:HA3	1.97	0.64
1:N6:10:GLY:HA3	8:N6:501:GTP:O1G	1.98	0.64
1:O0:224:TYR:CE2	8:O0:501:GTP:C6	2.86	0.64
2:O3:15:GLN:NE2	4:Y1:204:MET:CG	2.58	0.64
1:O4:357:TYR:OH	4:Y2:203:THR:N	2.18	0.64
2:O5:404:ASP:OD1	6:9A:593:LYS:CD	2.45	0.64
1:P0:325:PRO:HG2	2:P1:222:TYR:CE1	2.33	0.64
1:P2:87:PHE:O	1:Q1:283:HIS:NE2	2.31	0.64
2:Q0:87:PRO:HD3	2:R0:281:TYR:CE2	2.31	0.64
1:Q3:260:VAL:CG2	2:Q4:397:TRP:NE1	2.53	0.64
1:Q5:171:ILE:HG21	8:Q5:501:GTP:HO2'	1.63	0.64
2:R4:406:MET:CG	6:9A:471:ALA:HB3	2.18	0.64
1:S5:88:HIS:CB	1:T5:283:HIS:CB	2.75	0.64
2:T0:324:LYS:HA	1:T1:210:TYR:HE1	1.63	0.64
1:T5:326:LYS:HE3	2:T6:220:PRO:HD2	1.80	0.64

Continued on next page...

Continued from previous page...

Atom-1	Atom-2	Interatomic distance (Å)	Clash overlap (Å)
1:T5:329:ASN:CG	2:T6:175:VAL:HG13	2.22	0.64
2:U0:331:LEU:HB2	1:U1:177:VAL:HG12	1.79	0.64
1:U1:86:LEU:CA	1:V0:283:HIS:CD2	2.78	0.64
1:V4:127:ASP:CB	1:W4:293:ASN:OD1	2.45	0.64
1:W0:326:LYS:HD3	2:W1:220:PRO:HG2	1.78	0.64
3:X0:81:LYS:HD3	3:X0:161:ARG:HD2	1.79	0.64
5:1A:144:HIS:CB	5:1A:204:THR:CG2	2.65	0.64
5:2B:46:ARG:NE	5:2B:166:PHE:HB3	2.13	0.64
5:3C:46:ARG:NE	5:3C:166:PHE:HB3	2.13	0.64
5:3H:77:LYS:CE	5:3I:99:GLU:CD	2.71	0.64
5:4J:46:ARG:NE	5:4J:166:PHE:HB3	2.13	0.64
5:4H:192:ILE:HG13	5:4H:198:PHE:HB2	1.79	0.64
5:5A:144:HIS:HB3	5:5A:204:THR:HG22	1.77	0.64
5:5A:144:HIS:CB	5:5A:204:THR:CG2	2.65	0.64
5:2G:46:ARG:NE	5:2G:166:PHE:HB3	2.13	0.64
1:B5:115:ILE:HD12	1:B5:152:LEU:HD13	1.80	0.64
2:D0:54:ALA:CB	2:E0:283:ALA:CA	2.75	0.64
1:D5:62:VAL:HG21	1:E5:283:HIS:C	2.22	0.64
2:E6:170:VAL:HG21	2:E6:377:LEU:HD11	1.79	0.64
2:E6:286:VAL:HG22	2:E6:363:MET:HE1	1.80	0.64
1:G0:33:ASP:OD2	1:H0:282:TYR:CZ	2.51	0.64
2:G5:54:ALA:HA	2:H5:282:ARG:C	2.23	0.64
2:H5:55:THR:CG2	2:I5:284:LEU:CB	2.75	0.64
1:L0:88:HIS:CD2	1:M0:283:HIS:CB	2.80	0.64
1:L0:102:ASN:HB3	1:L0:105:ARG:HB2	1.80	0.64
1:N2:224:TYR:O	1:N2:228:ASN:ND2	2.30	0.64
1:N2:352:LYS:HD2	2:N3:177:ASP:O	1.98	0.64
2:O3:409:THR:OG1	6:9B:600:ILE:CG2	2.44	0.64
1:P4:62:VAL:CG2	1:Q3:283:HIS:HA	2.28	0.64
2:Q2:58:LYS:CD	2:R2:280:GLN:HB2	2.26	0.64
2:Q2:58:LYS:CE	2:R2:280:GLN:HB2	2.27	0.64
2:Q2:258:VAL:O	1:Q3:404:PHE:CE1	2.50	0.64
2:S0:86:ARG:HH21	2:T0:281:TYR:C	2.04	0.64
2:S4:372:THR:HG21	2:S4:426:GLN:HB2	1.79	0.64
1:S5:85:GLN:OE1	1:T5:279:GLU:CD	2.41	0.64
1:T3:56:THR:OG1	1:U3:285:GLN:CB	2.46	0.64
2:T4:58:LYS:HE2	2:U4:280:GLN:O	1.97	0.64
2:U4:346:PRO:HD2	1:U5:398:MET:HE2	1.80	0.64
2:W3:276:ARG:CG	7:8B:302:LEU:CD2	2.74	0.64
5:3D:77:LYS:HE3	5:3E:89:LYS:NZ	2.11	0.64
5:3J:46:ARG:NE	5:3J:166:PHE:HB3	2.13	0.64

Continued on next page...

Continued from previous page...

Atom-1	Atom-2	Interatomic distance (Å)	Clash overlap (Å)
5:7D:192:ILE:HG13	5:7D:198:PHE:HD1	1.63	0.64
1:A2:393:HIS:ND1	3:X1:30:ARG:CZ	2.55	0.64
1:B3:55:GLU:H	1:C3:285:GLN:NE2	1.95	0.64
1:D1:56:THR:OG1	1:E1:285:GLN:HB2	1.98	0.64
1:D1:88:HIS:CE1	1:E1:284:GLU:OE1	2.47	0.64
1:F3:60:LYS:CD	1:G2:282:TYR:CE1	2.78	0.64
2:F4:170:VAL:HG11	2:F4:377:LEU:HD21	1.80	0.64
1:F5:88:HIS:NE2	1:G4:284:GLU:HG2	2.12	0.64
2:F6:170:VAL:HG22	2:F6:171:PRO:HD2	1.78	0.64
2:G1:86:ARG:HA	2:H1:278:SER:CB	2.26	0.64
2:G3:122:LYS:NZ	2:H3:291:GLN:HG2	2.13	0.64
2:I5:55:THR:HG21	1:J5:286:LEU:HB2	1.79	0.64
1:J1:53:PHE:HB3	1:J1:61:HIS:HB3	1.80	0.64
1:J1:62:VAL:HG11	1:K0:283:HIS:HB3	1.80	0.64
1:K4:88:HIS:CB	1:L4:283:HIS:CB	2.76	0.64
2:N5:428:ALA:HB1	1:N6:401:LYS:HE2	1.80	0.64
1:Q1:329:ASN:ND2	2:Q2:208:TYR:CE2	2.58	0.64
1:Q3:86:LEU:CA	1:R3:283:HIS:NE2	2.60	0.64
1:R5:325:PRO:HB2	2:R6:208:TYR:OH	1.97	0.64
2:S2:345:ILE:HD12	1:S3:398:MET:CG	2.26	0.64
1:T1:88:HIS:CE1	1:U1:280:LYS:CE	2.72	0.64
2:U0:345:ILE:HA	1:U1:398:MET:SD	2.38	0.64
2:V1:53:GLU:O	2:W1:283:ALA:HB1	1.94	0.64
2:W5:125:GLU:O	3:X3:17:ILE:CG1	2.45	0.64
5:2C:46:ARG:NE	5:2C:166:PHE:HB3	2.13	0.64
5:3C:77:LYS:HZ1	5:3D:99:GLU:CD	2.06	0.64
5:4H:46:ARG:NE	5:4H:166:PHE:HB3	2.13	0.64
5:4H:106:PRO:HD2	5:4H:186:ALA:HB1	1.79	0.64
5:2J:46:ARG:NE	5:2J:166:PHE:HB3	2.13	0.64
5:6B:116:ILE:HD11	5:6B:198:PHE:CZ	2.33	0.64
2:B4:122:LYS:HG3	2:C4:291:GLN:CD	2.22	0.64
1:G0:219:ILE:HG23	5:4I:150:ASN:OD1	1.97	0.64
1:I2:154:MET:HE1	1:I2:194:THR:HG22	1.80	0.64
2:J0:354:CYS:SG	2:J0:355:ASP:N	2.70	0.64
2:K5:8:GLN:NE2	2:K5:13:GLY:O	2.30	0.64
1:M2:1:MET:SD	2:M3:94:GLN:NE2	2.70	0.64
2:N1:261:PRO:HG3	1:N2:406:HIS:CG	2.32	0.64
1:N2:127:ASP:OD2	1:O2:289:ALA:O	2.16	0.64
2:N5:144:GLY:N	9:N5:501:GDP:O3B	2.30	0.64
2:N5:331:LEU:HD13	1:N6:176:GLN:HB3	1.79	0.64
2:O3:404:ASP:OD2	6:9B:597:LYS:N	2.31	0.64

Continued on next page...

Continued from previous page...

Atom-1	Atom-2	Interatomic distance (Å)	Clash overlap (Å)
2:Q2:389:PHE:CG	6:9B:519:TRP:CZ2	2.86	0.64
1:Q5:89:PRO:HD2	1:R5:280:LYS:HG2	1.78	0.64
1:R5:120:ASP:OD1	1:S5:297:GLU:OE2	2.16	0.64
1:S1:364:PRO:CB	5:7B:197:TYR:CD1	2.81	0.64
2:S4:54:ALA:HA	2:T4:283:ALA:CB	2.28	0.64
2:S4:330:MET:HE2	2:S4:349:VAL:HG11	1.80	0.64
1:S5:231:ILE:HA	1:S5:234:ILE:HD12	1.80	0.64
2:S6:86:ARG:CD	2:T6:281:TYR:HB2	2.27	0.64
2:T4:252:LYS:HE3	1:T5:101:ASN:CG	2.22	0.64
2:T6:15:GLN:O	2:T6:226:ASN:ND2	2.30	0.64
2:U0:246:LEU:HD13	8:U1:501:GTP:H8	1.61	0.64
2:V3:58:LYS:HZ2	2:W3:280:GLN:CD	2.05	0.64
2:V3:257:MET:HE1	2:V3:314:ALA:HB2	1.78	0.64
1:W0:350:GLY:HA2	2:W1:179:VAL:HG13	1.80	0.64
2:W1:125:GLU:CB	3:X1:17:ILE:CG1	2.38	0.64
2:W3:337:ASN:HB3	2:W3:340:TYR:HB2	1.80	0.64
5:2F:143:LYS:HZ3	5:2F:155:GLU:CD	2.05	0.64
5:3D:77:LYS:NZ	5:3E:89:LYS:HE2	2.13	0.64
5:3I:46:ARG:NE	5:3I:166:PHE:HB3	2.13	0.64
5:7A:197:TYR:CZ	5:7A:201:MET:HB2	2.33	0.64
5:5B:116:ILE:HD11	5:5B:198:PHE:CZ	2.33	0.64
1:D5:34:GLY:HA3	1:D5:60:LYS:HZ3	1.63	0.64
2:E0:55:THR:CB	2:F0:284:LEU:HG	2.23	0.64
1:G0:376:CYS:SG	1:G0:377:MET:N	2.70	0.64
1:G4:88:HIS:HD2	1:H4:280:LYS:O	1.81	0.64
1:I0:56:THR:HG23	2:J0:283:ALA:CA	2.26	0.64
2:I1:232:THR:HG21	2:I1:268:PRO:HB2	1.80	0.64
2:K1:87:PRO:CD	2:L1:278:SER:OG	2.45	0.64
1:K2:282:TYR:CD1	5:2F:9:ARG:NH2	2.66	0.64
2:K3:86:ARG:NH1	2:L3:282:ARG:CB	2.60	0.64
2:N1:350:LYS:CG	1:N2:179:THR:O	2.45	0.64
2:O3:408:PHE:HB2	6:9B:604:GLU:OE2	1.97	0.64
2:O5:217:LEU:HD22	4:Y2:241:GLU:OE2	1.98	0.64
1:P2:254:GLU:HA	2:P3:98:GLY:CA	2.27	0.64
2:P5:12:CYS:SG	9:P5:501:GDP:C5	2.91	0.64
1:P6:140:SER:OG	8:P6:501:GTP:O2B	2.16	0.64
2:Q2:392:LYS:NZ	6:9B:519:TRP:NE1	2.45	0.64
2:Q2:404:ASP:HB3	6:9B:511:GLU:HB3	1.79	0.64
1:Q5:89:PRO:CB	1:R5:280:LYS:HG3	2.26	0.64
1:R1:262:TYR:CE1	2:R2:393:ALA:HB2	2.30	0.64
2:R2:86:ARG:CB	2:S2:281:TYR:HB3	2.28	0.64

Continued on next page...

Continued from previous page...

Atom-1	Atom-2	Interatomic distance (Å)	Clash overlap (Å)
2:R6:87:PRO:HG3	2:S6:278:SER:N	2.12	0.64
2:R6:252:LYS:HG2	2:R6:350:LYS:HZ1	1.61	0.64
2:T2:58:LYS:NZ	2:U2:280:GLN:OE1	2.31	0.64
1:U1:60:LYS:HD3	1:V0:283:HIS:CB	2.28	0.64
2:U2:252:LYS:HE3	1:U3:101:ASN:ND2	2.13	0.64
2:U2:261:PRO:HG3	1:U3:406:HIS:CG	2.32	0.64
2:V1:252:LYS:HA	1:V2:100:ALA:HB1	1.80	0.64
1:V2:258:ASN:HD21	2:V3:180:VAL:HG22	1.63	0.64
1:W0:88:HIS:HB3	1:W0:91:GLN:HB2	1.80	0.64
2:W1:128:ASP:OD1	3:X1:18:GLY:HA2	1.95	0.64
1:W2:350:GLY:C	2:W3:179:VAL:HG12	2.23	0.64
2:W3:121:ARG:NH1	3:X2:43:GLN:OE1	2.31	0.64
5:1A:46:ARG:NE	5:1A:166:PHE:HB3	2.13	0.64
5:3D:46:ARG:NE	5:3D:166:PHE:HB3	2.13	0.64
6:9A:428:VAL:O	6:9A:432:TRP:CD1	2.51	0.64
5:7B:129:GLY:O	5:7B:177:THR:HB	1.98	0.64
5:5A:129:GLY:O	5:5A:177:THR:HB	1.98	0.64
2:E2:84:ILE:CA	2:F2:281:TYR:CE1	2.79	0.64
2:F6:84:ILE:C	2:G5:281:TYR:CE1	2.75	0.64
1:G0:363:VAL:CA	5:4I:197:TYR:CE1	2.81	0.64
2:I5:52:ASN:CG	1:J5:285:GLN:OE1	2.37	0.64
1:J1:128:GLN:OE1	1:K0:290:GLU:HG3	1.98	0.64
1:J5:416:GLY:HA3	1:N4:308:ARG:HH11	1.62	0.64
2:L1:85:PHE:CA	2:M1:281:TYR:HE1	2.02	0.64
2:L5:86:ARG:NH1	2:M5:281:TYR:CA	2.61	0.64
1:N4:124:LYS:NZ	1:O4:297:GLU:OE1	2.31	0.64
2:O3:46:ARG:NH2	1:O4:76:ASP:CB	2.60	0.64
1:P0:325:PRO:HG2	2:P1:222:TYR:CE2	2.33	0.64
2:P1:350:LYS:HG3	1:P2:180:ALA:HA	1.80	0.64
2:Q4:122:LYS:HE3	2:R4:295:ASP:OD2	1.96	0.64
2:R0:46:ARG:HH22	1:R1:76:ASP:HB2	1.63	0.64
2:R4:11:GLN:HB3	9:R4:501:GDP:O1A	1.96	0.64
2:R4:409:THR:HG21	6:9A:471:ALA:O	1.92	0.64
2:R6:354:CYS:SG	2:R6:355:ASP:N	2.71	0.64
2:S4:409:THR:HG23	6:9A:429:TYR:CD1	2.28	0.64
1:U1:89:PRO:CG	1:V0:280:LYS:CD	2.66	0.64
2:U4:346:PRO:CG	1:U5:394:LYS:HG2	2.27	0.64
1:U5:171:ILE:CD1	8:U5:501:GTP:C2	2.81	0.64
2:W5:46:ARG:NH2	1:W6:76:ASP:OD2	2.31	0.64
2:W5:218:THR:HB	7:8C:315:GLN:CG	2.26	0.64
5:1B:46:ARG:NE	5:1B:166:PHE:HB3	2.13	0.64

Continued on next page...

Continued from previous page...

Atom-1	Atom-2	Interatomic distance (Å)	Clash overlap (Å)
5:1C:129:GLY:O	5:1C:177:THR:HB	1.99	0.64
5:1D:46:ARG:NE	5:1D:166:PHE:HB3	2.13	0.64
5:1E:46:ARG:NE	5:1E:166:PHE:HB3	2.13	0.64
5:2D:46:ARG:NE	5:2D:166:PHE:HB3	2.13	0.64
5:2F:46:ARG:NE	5:2F:166:PHE:HB3	2.13	0.64
5:3C:72:ALA:HB3	5:3D:121:ARG:HH12	1.63	0.64
5:3C:144:HIS:HB3	5:3C:204:THR:HG22	1.77	0.64
5:3E:46:ARG:NE	5:3E:166:PHE:HB3	2.13	0.64
5:7A:129:GLY:O	5:7A:177:THR:HB	1.98	0.64
5:7B:46:ARG:NE	5:7B:166:PHE:HB3	2.13	0.64
5:7C:129:GLY:O	5:7C:177:THR:HB	1.99	0.64
5:6B:46:ARG:NE	5:6B:166:PHE:HB3	2.13	0.64
5:5A:197:TYR:CZ	5:5A:201:MET:HB2	2.33	0.64
5:5B:129:GLY:O	5:5B:177:THR:HB	1.98	0.64
1:C3:90:GLU:HB2	1:D3:280:LYS:HZ1	1.33	0.63
2:C4:86:ARG:HG2	2:D4:278:SER:OG	1.98	0.63
2:E6:86:ARG:NH2	2:F6:281:TYR:O	2.31	0.63
1:J1:381:THR:HG22	1:J1:383:ALA:H	1.62	0.63
1:O2:60:LYS:NZ	1:P2:283:HIS:NE2	2.36	0.63
2:O5:276:ARG:HG2	4:Y2:57:LEU:CD2	2.24	0.63
1:P2:254:GLU:CA	2:P3:98:GLY:HA2	2.27	0.63
2:P3:406:MET:HE2	6:9B:557:LEU:CD2	2.27	0.63
1:P4:171:ILE:HD12	8:P4:501:GTP:HN22	1.63	0.63
2:Q0:122:LYS:NZ	2:R0:282:ARG:HH22	1.95	0.63
1:Q1:179:THR:OG1	8:Q1:501:GTP:C3'	2.45	0.63
1:Q3:127:ASP:OD1	1:R3:293:ASN:ND2	2.30	0.63
1:S1:90:GLU:CD	1:T1:280:LYS:HZ2	2.02	0.63
2:S2:390:ARG:NH2	6:9B:440:LEU:CB	2.55	0.63
2:U0:258:VAL:HB	1:U1:407:TRP:HZ2	1.63	0.63
1:V0:325:PRO:HG2	2:V1:222:TYR:CE1	2.32	0.63
2:W1:1:MET:HE1	1:W2:96:LYS:CA	2.24	0.63
5:2C:129:GLY:O	5:2C:177:THR:HB	1.98	0.63
5:2J:129:GLY:O	5:2J:177:THR:HB	1.98	0.63
5:7A:77:LYS:HD3	5:7B:89:LYS:HZ1	1.57	0.63
5:5D:46:ARG:NE	5:5D:166:PHE:HB3	2.12	0.63
5:5D:192:ILE:HG13	5:5D:198:PHE:HD1	1.63	0.63
1:A6:396:ASP:CG	3:X3:53:ASN:ND2	2.54	0.63
1:A6:397:LEU:CG	3:X3:30:ARG:HH12	2.12	0.63
1:A6:399:TYR:HB3	3:X3:53:ASN:OD1	1.98	0.63
2:B0:58:LYS:NZ	2:C0:281:TYR:CZ	2.67	0.63
2:D2:354:CYS:SG	2:D2:355:ASP:N	2.71	0.63

Continued on next page...

Continued from previous page...

Atom-1	Atom-2	Interatomic distance (Å)	Clash overlap (Å)
2:E6:51:TYR:HB3	2:E6:59:TYR:HB3	1.80	0.63
1:F5:60:LYS:HD2	1:G4:282:TYR:CE2	2.34	0.63
1:G2:54:SER:CB	1:H2:285:GLN:CG	2.65	0.63
1:J3:128:GLN:CD	1:K2:290:GLU:CD	2.65	0.63
2:N5:346:PRO:CD	1:N6:397:LEU:HD12	2.29	0.63
1:O2:123:ARG:HH12	1:P2:297:GLU:HG3	1.61	0.63
2:O3:344:TRP:HA	1:O4:397:LEU:CD2	2.28	0.63
2:O5:404:ASP:OD2	6:9A:593:LYS:HD3	1.98	0.63
1:Q1:352:LYS:HD2	2:Q2:177:ASP:O	1.98	0.63
1:Q3:261:PRO:HB3	2:Q4:394:PHE:CD2	2.32	0.63
1:Q5:88:HIS:HE2	1:R5:284:GLU:HG3	1.63	0.63
1:R3:88:HIS:CD2	1:S3:283:HIS:HB3	2.34	0.63
2:R4:260:PHE:HZ	1:R5:401:LYS:O	1.81	0.63
2:S0:165:ASN:HD22	2:S0:250:LEU:HD11	1.62	0.63
1:S5:60:LYS:HD3	1:T5:282:TYR:C	2.23	0.63
1:T1:123:ARG:NH1	1:U1:293:ASN:O	2.31	0.63
2:T4:252:LYS:HA	1:T5:100:ALA:HB1	1.78	0.63
1:T5:12:ALA:HB1	8:T5:501:GTP:N7	2.11	0.63
1:T5:37:PRO:HD3	5:5A:199:ILE:CD1	2.28	0.63
2:V1:87:PRO:CG	2:W1:278:SER:CA	2.73	0.63
2:V5:86:ARG:NH1	2:W5:282:ARG:HA	2.12	0.63
5:1C:46:ARG:NE	5:1C:166:PHE:HB3	2.13	0.63
5:2E:144:HIS:CB	5:2E:204:THR:CG2	2.65	0.63
5:3G:46:ARG:NE	5:3G:166:PHE:HB3	2.13	0.63
5:4I:46:ARG:NE	5:4I:166:PHE:HB3	2.13	0.63
5:5B:46:ARG:NE	5:5B:166:PHE:HB3	2.13	0.63
1:A2:434:GLU:HG3	3:X1:100:ARG:HD3	1.79	0.63
2:A3:83:GLN:O	2:B2:281:TYR:OH	2.09	0.63
2:A3:283:ALA:HB2	2:M3:54:ALA:HA	0.67	0.63
2:B2:83:GLN:O	2:C2:281:TYR:CZ	2.52	0.63
1:E5:62:VAL:CG2	1:F5:283:HIS:HB3	2.29	0.63
2:E6:66:VAL:HG12	2:E6:91:VAL:HB	1.80	0.63
2:F4:84:ILE:C	2:G3:281:TYR:CE1	2.76	0.63
2:K5:86:ARG:HH22	2:L5:282:ARG:NH1	0.69	0.63
1:M6:377:MET:HE2	1:M6:379:SER:HB3	1.79	0.63
1:N6:62:VAL:HG11	1:O6:283:HIS:HB3	1.78	0.63
1:O6:16:ILE:CG1	8:O6:501:GTP:C6	2.82	0.63
1:O6:89:PRO:CG	1:P6:280:LYS:HD3	2.28	0.63
2:P1:84:ILE:C	2:Q0:281:TYR:CE1	2.63	0.63
2:P1:323:MET:HG3	1:P2:224:TYR:CE1	2.32	0.63
2:P3:345:ILE:CG2	1:P4:398:MET:HG2	2.26	0.63

Continued on next page...

Continued from previous page...

Atom-1	Atom-2	Interatomic distance (Å)	Clash overlap (Å)
2:Q2:256:ASN:ND2	1:Q3:101:ASN:HD22	1.97	0.63
2:R4:86:ARG:HD3	2:S4:281:TYR:O	1.98	0.63
2:R4:390:ARG:HG2	6:9A:480:LYS:HE3	1.77	0.63
2:T0:54:ALA:HB1	2:U0:282:ARG:O	1.98	0.63
1:T1:89:PRO:CG	1:U1:280:LYS:CE	2.74	0.63
2:T2:62:ARG:NH1	2:T2:127:CYS:SG	2.71	0.63
1:U5:56:THR:CB	1:V4:285:GLN:N	2.58	0.63
1:V0:124:LYS:CE	1:W0:290:GLU:OE1	2.46	0.63
2:V1:141:GLY:CA	9:V1:501:GDP:O3A	2.44	0.63
1:V2:56:THR:HA	1:W2:285:GLN:CB	2.24	0.63
2:W5:271:ALA:HB3	2:W5:365:ALA:HB3	1.79	0.63
2:W5:276:ARG:HH12	7:8C:325:LEU:HD22	1.63	0.63
5:2A:129:GLY:O	5:2A:177:THR:HB	1.99	0.63
5:3F:46:ARG:NE	5:3F:166:PHE:HB3	2.13	0.63
5:4I:89:LYS:NZ	5:4H:77:LYS:HE2	2.07	0.63
5:7B:116:ILE:HD11	5:7B:198:PHE:CZ	2.33	0.63
5:6C:46:ARG:NE	5:6C:166:PHE:HB3	2.13	0.63
1:A2:254:GLU:HG2	2:A3:98:GLY:HA2	1.81	0.63
1:B5:377:MET:HE2	1:B5:379:SER:HB3	1.80	0.63
2:C2:86:ARG:HA	2:D2:281:TYR:CB	1.84	0.63
2:D0:54:ALA:HB1	2:E0:283:ALA:CA	2.29	0.63
1:H0:62:VAL:HG11	1:I0:283:HIS:O	1.98	0.63
2:H3:61:PRO:HD3	2:H3:84:ILE:HG12	1.79	0.63
1:K2:90:GLU:OE1	1:L2:280:LYS:HD3	1.98	0.63
1:N0:352:LYS:HG3	2:N1:177:ASP:O	1.97	0.63
2:O5:403:MET:O	6:9A:597:LYS:NZ	2.25	0.63
2:R4:86:ARG:NH1	2:S4:282:ARG:CG	2.28	0.63
1:R5:158:SER:OG	1:R5:166:LYS:NZ	2.32	0.63
2:S0:136:THR:HG22	2:S0:167:PHE:HB2	1.80	0.63
1:T3:145:THR:OG1	8:T3:501:GTP:O1G	2.08	0.63
2:T4:322:SER:HA	1:T5:223:THR:CG2	2.27	0.63
1:T5:12:ALA:HB1	8:T5:501:GTP:C4	2.32	0.63
2:U0:237:THR:HG22	2:U0:250:LEU:HD11	1.80	0.63
2:U4:345:ILE:HG23	1:U5:398:MET:CE	2.27	0.63
2:V5:178:THR:HB	2:V5:181:GLU:HB2	1.81	0.63
1:W4:350:GLY:HA2	2:W5:179:VAL:HG12	1.79	0.63
5:1A:129:GLY:O	5:1A:177:THR:HB	1.99	0.63
5:2A:46:ARG:NE	5:2A:166:PHE:HB3	2.13	0.63
5:2D:129:GLY:O	5:2D:177:THR:HB	1.98	0.63
5:2E:46:ARG:NE	5:2E:166:PHE:HB3	2.13	0.63
5:3F:129:GLY:O	5:3F:177:THR:HB	1.98	0.63

Continued on next page...

Continued from previous page...

Atom-1	Atom-2	Interatomic distance (Å)	Clash overlap (Å)
5:6B:129:GLY:O	5:6B:177:THR:HB	1.98	0.63
5:6C:144:HIS:CB	5:6C:204:THR:CG2	2.65	0.63
5:5C:129:GLY:O	5:5C:177:THR:HB	1.99	0.63
1:A0:285:GLN:CB	1:M0:56:THR:HA	2.29	0.63
2:A1:58:LYS:CE	2:B0:280:GLN:O	2.47	0.63
1:A2:56:THR:CA	1:B1:285:GLN:HA	2.27	0.63
2:D0:53:GLU:O	2:E0:283:ALA:CB	2.47	0.63
1:D1:89:PRO:CG	1:E1:280:LYS:HG3	2.28	0.63
2:D2:392:LYS:HG3	2:D2:395:LEU:HD12	1.81	0.63
1:D3:350:GLY:HA2	2:D4:179:VAL:HG23	1.80	0.63
1:E5:62:VAL:HG22	1:F5:283:HIS:HA	1.75	0.63
1:E5:414:GLU:HG3	1:E5:416:GLY:H	1.62	0.63
1:F3:55:GLU:O	1:G2:285:GLN:HB2	1.99	0.63
2:G5:54:ALA:CA	2:H5:283:ALA:CA	2.29	0.63
1:H4:124:LYS:HE2	1:I4:297:GLU:OE1	1.99	0.63
2:K3:87:PRO:CG	2:L3:278:SER:CB	2.73	0.63
2:L1:55:THR:CG2	2:M1:284:LEU:CG	2.76	0.63
2:L5:256:ASN:OD1	1:L6:180:ALA:C	2.42	0.63
2:N1:331:LEU:HD13	1:N2:176:GLN:HB3	1.80	0.63
2:O1:271:ALA:HB2	2:O1:293:MET:HG2	1.79	0.63
2:O3:390:ARG:HH21	6:9B:615:ARG:HH12	1.40	0.63
1:O4:313:MET:HE3	1:O4:382:THR:HG22	1.79	0.63
2:Q2:122:LYS:HZ2	2:R2:292:GLN:HE21	1.29	0.63
2:R0:204:ASN:OD1	9:R0:501:GDP:N2	2.31	0.63
2:R2:122:LYS:NZ	2:S2:292:GLN:HE21	1.91	0.63
2:R2:331:LEU:HD13	1:R3:176:GLN:O	1.97	0.63
2:S6:54:ALA:HA	2:T6:283:ALA:HA	1.80	0.63
1:T1:352:LYS:HZ3	2:T2:99:ASN:ND2	1.96	0.63
5:2D:116:ILE:HD11	5:2D:198:PHE:CZ	2.33	0.63
5:2E:129:GLY:O	5:2E:177:THR:HB	1.98	0.63
5:3E:129:GLY:O	5:3E:177:THR:HB	1.98	0.63
5:2H:46:ARG:NE	5:2H:166:PHE:HB3	2.13	0.63
5:7A:144:HIS:CB	5:7A:204:THR:CG2	2.65	0.63
5:7D:144:HIS:HB3	5:7D:204:THR:HG22	1.78	0.63
5:6A:46:ARG:NE	5:6A:166:PHE:HB3	2.13	0.63
5:6C:129:GLY:O	5:6C:177:THR:HB	1.99	0.63
5:5D:144:HIS:HB3	5:5D:204:THR:HG22	1.78	0.63
1:B1:377:MET:HE2	1:B1:379:SER:HB3	1.81	0.63
2:F6:54:ALA:HA	2:G5:283:ALA:CA	2.28	0.63
1:H2:128:GLN:NE2	1:I2:285:GLN:CB	2.58	0.63
1:I2:62:VAL:HG11	2:J2:281:TYR:CA	2.25	0.63

Continued on next page...

Continued from previous page...

Atom-1	Atom-2	Interatomic distance (Å)	Clash overlap (Å)
2:J6:122:LYS:CD	2:K5:291:GLN:OE1	2.41	0.63
1:K0:381:THR:HG22	1:K0:383:ALA:H	1.63	0.63
1:N4:85:GLN:O	1:O4:283:HIS:CE1	2.51	0.63
2:Q2:258:VAL:C	1:Q3:404:PHE:HE1	2.06	0.63
1:Q3:120:ASP:OD1	1:R3:297:GLU:CD	2.41	0.63
1:Q5:11:GLN:N	8:Q5:501:GTP:O1B	2.32	0.63
2:R2:204:ASN:OD1	9:R2:501:GDP:N2	2.32	0.63
2:S4:62:ARG:NH1	2:S4:127:CYS:SG	2.72	0.63
2:S4:251:ARG:NH1	1:S5:105:ARG:HH12	1.96	0.63
2:T6:55:THR:HG1	2:U6:284:LEU:CD1	2.09	0.63
1:U5:89:PRO:CB	1:V4:280:LYS:NZ	2.33	0.63
1:U5:326:LYS:HE3	2:U6:220:PRO:CD	2.29	0.63
2:V3:2:ARG:NH1	1:V4:71:GLU:HG3	2.13	0.63
2:V3:252:LYS:N	1:V4:100:ALA:HB1	2.13	0.63
1:V4:41:THR:N	7:8C:313:ARG:HH22	1.97	0.63
5:2A:72:ALA:HB3	5:2B:121:ARG:NH1	2.12	0.63
5:3H:77:LYS:HE2	5:3I:89:LYS:NZ	2.07	0.63
5:7B:106:PRO:HD2	5:7B:186:ALA:HB1	1.81	0.63
5:6A:129:GLY:O	5:6A:177:THR:HB	1.98	0.63
1:A4:89:PRO:HD2	1:B3:280:LYS:HE2	0.64	0.63
1:A6:283:HIS:NE2	1:M6:60:LYS:NZ	2.43	0.63
1:C3:128:GLN:CD	1:D3:285:GLN:CG	2.72	0.63
2:D4:54:ALA:HA	2:E4:283:ALA:HB1	1.76	0.63
1:E3:54:SER:OG	1:F3:285:GLN:CG	2.46	0.63
2:E6:122:LYS:HZ2	2:F6:291:GLN:HE22	1.42	0.63
1:F1:128:GLN:CD	1:G0:290:GLU:OE2	2.41	0.63
1:G0:85:GLN:HB2	1:H0:283:HIS:CE1	2.34	0.63
2:G3:46:ARG:NH2	1:G4:76:ASP:OD2	2.32	0.63
2:J2:354:CYS:SG	2:J2:355:ASP:N	2.72	0.63
2:J4:320:ARG:CZ	5:1G:148:TYR:CE1	2.62	0.63
1:K2:88:HIS:NE2	1:L2:284:GLU:OE2	2.29	0.63
1:K4:214:ARG:HH21	1:K4:215:ARG:HG3	1.64	0.63
1:N4:249:ASN:HB2	2:N5:11:GLN:HE22	1.62	0.63
2:O5:15:GLN:CD	4:Y2:204:MET:CE	2.47	0.63
2:P1:324:LYS:HD2	1:P2:210:TYR:HB3	1.81	0.63
1:P2:439:SER:HB2	2:P3:390:ARG:NH2	2.14	0.63
2:P5:252:LYS:N	1:P6:100:ALA:CB	2.59	0.63
2:P5:406:MET:CE	6:9A:554:LYS:CG	2.76	0.63
2:R6:42:LEU:HD13	2:R6:356:ILE:HD13	1.79	0.63
2:S0:285:THR:HG22	2:S0:287:PRO:HD2	1.81	0.63
1:S5:324:VAL:HG12	1:S5:326:LYS:H	1.64	0.63

Continued on next page...

Continued from previous page...

Atom-1	Atom-2	Interatomic distance (Å)	Clash overlap (Å)
1:T1:33:ASP:O	1:T1:60:LYS:NZ	2.31	0.63
1:T3:263:PRO:HG3	2:T4:396:HIS:CD2	2.33	0.63
2:T4:327:ASP:HB3	1:T5:177:VAL:HG11	1.81	0.63
2:W3:62:ARG:NH1	2:W3:127:CYS:SG	2.71	0.63
1:W4:12:ALA:HB2	8:W4:501:GTP:C8	2.33	0.63
5:1E:129:GLY:O	5:1E:177:THR:HB	1.98	0.63
5:3H:77:LYS:HZ3	5:3I:89:LYS:HD3	1.63	0.63
5:6B:106:PRO:HD2	5:6B:186:ALA:HB1	1.81	0.63
1:A4:400:ALA:O	3:X2:52:THR:HG21	1.98	0.63
1:A6:420:GLU:OE1	3:X3:109:GLN:HG3	1.99	0.63
2:E0:265:PHE:HB3	2:E0:374:ILE:HD13	1.79	0.63
2:G3:55:THR:CG2	2:H3:284:LEU:HD12	2.28	0.63
1:H2:89:PRO:HD2	1:I2:280:LYS:CA	2.25	0.63
1:H4:26:LEU:HG	5:2H:196:VAL:HB	1.79	0.63
2:H5:272:PRO:HG3	2:H5:364:SER:HA	1.81	0.63
1:J3:420:GLU:CD	1:N2:308:ARG:HB3	2.24	0.63
2:N5:226:ASN:CG	9:N5:501:GDP:O6	2.31	0.63
2:O1:117:LEU:HD21	2:O1:154:LYS:HB3	1.80	0.63
1:O2:441:GLU:CA	6:9B:612:LYS:HD3	2.28	0.63
2:O5:404:ASP:OD1	6:9A:593:LYS:CB	2.45	0.63
2:Q2:392:LYS:HG3	6:9B:519:TRP:CZ3	2.34	0.63
1:R3:88:HIS:CD2	1:S3:283:HIS:CB	2.81	0.63
1:T5:12:ALA:HA	8:T5:501:GTP:N7	2.13	0.63
2:T6:84:ILE:O	2:U6:281:TYR:CD2	2.52	0.63
2:U6:60:VAL:HG11	2:V5:281:TYR:HB3	1.81	0.63
1:V2:88:HIS:CE1	1:W2:280:LYS:HD2	2.33	0.63
1:V2:260:VAL:O	2:V3:396:HIS:HE1	1.82	0.63
1:W4:350:GLY:C	2:W5:179:VAL:HG12	2.23	0.63
5:1E:36:ARG:NH2	5:1F:121:ARG:NH1	2.47	0.63
5:1F:129:GLY:O	5:1F:177:THR:HB	1.98	0.63
5:2B:129:GLY:O	5:2B:177:THR:HB	1.98	0.63
5:3C:129:GLY:O	5:3C:177:THR:HB	1.99	0.63
6:9A:522:LYS:HB3	6:9A:526:TYR:HE2	1.63	0.63
1:A0:280:LYS:HD2	1:M0:89:PRO:HB2	1.81	0.63
1:A2:56:THR:HA	1:B1:285:GLN:HA	1.79	0.63
1:A4:400:ALA:C	3:X2:52:THR:CB	2.66	0.63
2:C4:88:ASP:N	2:D4:278:SER:HB2	2.09	0.63
2:E4:54:ALA:CA	2:F4:283:ALA:CA	2.72	0.63
1:E5:79:ARG:HH12	1:E5:92:LEU:HB2	1.64	0.63
2:G3:292:GLN:NE2	2:G3:298:ASN:OD1	2.31	0.63
2:H3:58:LYS:CD	2:I3:280:GLN:OE1	2.46	0.63

Continued on next page...

Continued from previous page...

Atom-1	Atom-2	Interatomic distance (Å)	Clash overlap (Å)
1:I0:85:GLN:O	2:J0:281:TYR:CZ	2.52	0.63
1:J3:365:GLY:HA2	5:2G:146:PRO:CD	2.29	0.63
1:K0:62:VAL:HG21	1:L0:283:HIS:O	1.99	0.63
1:K4:55:GLU:O	1:L4:285:GLN:CB	2.47	0.63
1:L2:292:THR:HG21	1:L2:331:ALA:HB1	1.81	0.63
2:M1:428:ALA:HB1	1:M2:401:LYS:HE3	1.80	0.63
1:N4:120:ASP:OD1	1:O4:297:GLU:HG2	1.98	0.63
1:O6:93:ILE:HD11	1:O6:121:ARG:HG3	1.81	0.63
1:P6:16:ILE:HG13	8:P6:501:GTP:O6	1.99	0.63
1:Q5:89:PRO:CD	1:R5:280:LYS:CG	2.77	0.63
2:S4:256:ASN:ND2	1:S5:182:VAL:HG22	2.13	0.63
2:T2:83:GLN:O	2:U2:281:TYR:HE2	1.66	0.63
5:2D:106:PRO:HD2	5:2D:186:ALA:HB1	1.81	0.63
5:3J:129:GLY:O	5:3J:177:THR:HB	1.98	0.63
5:5A:46:ARG:NE	5:5A:166:PHE:HB3	2.13	0.63
5:5B:106:PRO:HD2	5:5B:186:ALA:HB1	1.81	0.63
1:A4:423:GLU:CD	3:X2:104:ARG:NH1	2.56	0.62
2:B0:60:VAL:HG11	2:C0:281:TYR:CA	2.29	0.62
2:C2:113:VAL:HG11	2:C2:150:LEU:HD22	1.79	0.62
1:D3:251:ASP:HB2	1:D3:254:GLU:HG3	1.80	0.62
2:D4:122:LYS:HE3	2:E4:291:GLN:CD	2.23	0.62
1:F3:88:HIS:CG	1:G2:283:HIS:CB	2.81	0.62
2:H5:58:LYS:NZ	2:I5:280:GLN:CB	2.62	0.62
1:I6:86:LEU:C	2:J6:281:TYR:CE2	2.77	0.62
1:J1:60:LYS:CE	1:K0:283:HIS:CD2	2.82	0.62
1:J1:128:GLN:HG3	1:K0:290:GLU:OE2	1.99	0.62
1:L2:282:TYR:HE1	5:2E:9:ARG:NH2	1.92	0.62
1:M0:259:LEU:HD11	1:M0:316:CYS:HB2	1.80	0.62
2:M5:67:ASP:O	2:M5:92:PHE:HA	1.99	0.62
1:N0:60:LYS:HE3	1:O0:283:HIS:HA	1.80	0.62
1:N2:326:LYS:HE3	2:N3:220:PRO:CG	2.23	0.62
1:N2:353:VAL:CG2	2:N3:177:ASP:OD1	2.46	0.62
2:N5:87:PRO:CD	2:O5:278:SER:OG	2.18	0.62
1:O2:60:LYS:HZ1	1:P2:283:HIS:HE2	1.46	0.62
1:O4:329:ASN:ND2	2:O5:208:TYR:CE2	2.67	0.62
1:Q3:89:PRO:CG	1:R3:280:LYS:NZ	2.56	0.62
1:Q3:352:LYS:HD2	2:Q4:177:ASP:O	1.98	0.62
2:R4:390:ARG:HB3	6:9A:480:LYS:HE3	0.63	0.62
2:R4:405:GLU:CB	6:9A:469:ALA:HB2	2.01	0.62
2:R6:382:SER:HB2	2:R6:415:MET:HE2	1.81	0.62
1:S5:258:ASN:OD1	2:S6:180:VAL:HG22	1.98	0.62

Continued on next page...

Continued from previous page...

Atom-1	Atom-2	Interatomic distance (Å)	Clash overlap (Å)
2:S6:16:ILE:CG1	9:S6:501:GDP:O6	2.46	0.62
1:T3:142:GLY:HA3	8:T3:501:GTP:O3'	1.99	0.62
2:T4:144:GLY:HA3	9:T4:501:GDP:O2B	1.98	0.62
1:U5:171:ILE:HG21	8:U5:501:GTP:N3	2.14	0.62
2:V1:272:PRO:HB2	2:V1:361:LEU:HD21	1.80	0.62
5:3D:129:GLY:O	5:3D:177:THR:HB	1.99	0.62
5:3D:144:HIS:HB3	5:3D:204:THR:HG22	1.78	0.62
5:3G:144:HIS:HB3	5:3G:204:THR:HG22	1.77	0.62
5:3H:129:GLY:O	5:3H:177:THR:HB	1.99	0.62
5:4H:129:GLY:O	5:4H:177:THR:HB	1.99	0.62
5:7A:46:ARG:NE	5:7A:166:PHE:HB3	2.13	0.62
1:A4:400:ALA:HB1	3:X2:52:THR:HG1	1.63	0.62
1:E1:89:PRO:HB2	1:F1:280:LYS:CD	2.28	0.62
1:F5:279:GLU:HG2	5:2J:9:ARG:HH22	1.64	0.62
1:H0:362:VAL:O	5:4H:197:TYR:HE1	1.82	0.62
1:J3:282:TYR:CD2	5:2G:9:ARG:NH1	2.67	0.62
1:J5:221:ARG:HB3	5:1G:150:ASN:HA	1.80	0.62
1:K2:87:PHE:C	1:L2:283:HIS:CE1	2.77	0.62
2:O1:2:ARG:NH1	1:O2:71:GLU:CG	2.63	0.62
2:O5:86:ARG:NH1	2:P5:278:SER:OG	2.32	0.62
2:Q0:347:ASN:CG	1:Q1:178:SER:HB2	2.24	0.62
2:Q2:122:LYS:HZ1	2:R2:292:GLN:HE21	1.31	0.62
2:Q2:156:ARG:NH2	2:Q2:197:ASP:OD1	2.31	0.62
1:Q3:326:LYS:NZ	2:Q4:212:PHE:HB2	2.14	0.62
2:Q4:324:LYS:NZ	1:Q5:210:TYR:C	2.54	0.62
1:R1:87:PHE:O	1:S1:283:HIS:NE2	2.33	0.62
2:R4:390:ARG:CG	6:9A:480:LYS:HG3	2.29	0.62
2:R4:406:MET:HB3	6:9A:471:ALA:HB3	1.80	0.62
2:S0:85:PHE:C	2:T0:281:TYR:CE2	2.77	0.62
1:S5:326:LYS:CG	2:S6:212:PHE:CZ	2.65	0.62
2:T2:58:LYS:CE	2:U2:280:GLN:OE1	2.48	0.62
2:U0:214:THR:HG21	2:U0:297:LYS:HZ3	1.64	0.62
2:V3:322:SER:HB2	1:V4:222:PRO:O	1.99	0.62
2:W1:331:LEU:CD2	1:W2:176:GLN:HB3	2.29	0.62
1:W2:350:GLY:CA	2:W3:179:VAL:HG12	2.29	0.62
1:W4:352:LYS:NZ	2:W5:99:ASN:HD22	1.97	0.62
5:1F:72:ALA:HB3	5:1G:121:ARG:HH12	1.64	0.62
5:2C:144:HIS:HB3	5:2C:204:THR:HG22	1.77	0.62
5:6A:197:TYR:CZ	5:6A:201:MET:HB2	2.33	0.62
5:5C:46:ARG:NE	5:5C:166:PHE:HB3	2.13	0.62
5:2G:129:GLY:O	5:2G:177:THR:HB	1.98	0.62

Continued on next page...

Continued from previous page...

Atom-1	Atom-2	Interatomic distance (Å)	Clash overlap (Å)
1:A0:285:GLN:CB	1:M0:55:GLU:O	2.48	0.62
2:A5:282:ARG:HB2	2:M5:86:ARG:NH1	2.14	0.62
1:B5:328:VAL:HG11	1:B5:353:VAL:HG21	1.81	0.62
2:C2:320:ARG:NH1	5:1A:149:GLN:HG2	2.14	0.62
2:C4:60:VAL:CG1	2:D4:281:TYR:HA	2.28	0.62
2:E4:271:ALA:N	2:E4:293:MET:HE1	2.13	0.62
2:K1:340:TYR:CE1	2:N1:281:TYR:HA	2.34	0.62
1:K4:88:HIS:CB	1:L4:283:HIS:HB2	2.29	0.62
2:L3:58:LYS:NZ	2:M3:280:GLN:CB	2.61	0.62
1:L6:49:PHE:CE1	1:L6:55:GLU:HB2	2.34	0.62
1:M0:362:VAL:HB	1:M0:370:LYS:HB3	1.80	0.62
1:N6:171:ILE:CB	8:N6:501:GTP:H1'	2.29	0.62
2:O3:55:THR:HG22	2:P3:282:ARG:O	1.99	0.62
2:O3:58:LYS:HZ3	2:P3:280:GLN:HG3	1.64	0.62
2:P5:245:GLN:O	1:P6:15:GLN:NE2	2.32	0.62
2:P5:260:PHE:CE1	1:P6:402:ARG:O	2.52	0.62
1:P6:88:HIS:HA	1:Q5:283:HIS:CG	2.35	0.62
2:Q2:405:GLU:CA	6:9B:515:ALA:HB1	2.20	0.62
2:Q4:12:CYS:CB	9:Q4:501:GDP:C8	2.82	0.62
2:R2:86:ARG:CG	2:S2:281:TYR:HB3	2.27	0.62
2:R2:259:PRO:HA	1:R3:404:PHE:HA	1.82	0.62
2:R4:406:MET:CB	6:9A:471:ALA:HB3	2.28	0.62
2:R6:12:CYS:HG	9:R6:501:GDP:C1'	2.07	0.62
2:S2:178:THR:HB	2:S2:181:GLU:HB2	1.80	0.62
2:S6:26:ASP:O	2:S6:359:ARG:NH1	2.33	0.62
2:U4:67:ASP:OD2	2:U4:68:LEU:N	2.31	0.62
1:U5:259:LEU:HD11	1:U5:316:CYS:HB2	1.81	0.62
2:V3:251:ARG:C	1:V4:100:ALA:HB1	2.24	0.62
2:W3:46:ARG:NH2	1:W4:76:ASP:OD2	2.26	0.62
2:W3:127:CYS:O	3:X2:17:ILE:HG22	2.00	0.62
5:1D:129:GLY:O	5:1D:177:THR:HB	1.99	0.62
5:1D:144:HIS:CB	5:1D:204:THR:CG2	2.65	0.62
5:3D:36:ARG:NH2	5:3E:121:ARG:NH1	2.05	0.62
5:3F:120:PHE:CE1	5:3F:178:PRO:HB3	2.35	0.62
5:3H:144:HIS:HB3	5:3H:204:THR:HG22	1.78	0.62
5:4I:144:HIS:HB3	5:4I:204:THR:HG22	1.78	0.62
1:B3:88:HIS:NE2	1:C3:276:ILE:HD11	2.15	0.62
1:C5:90:GLU:N	1:D5:280:LYS:CG	2.60	0.62
1:F1:33:ASP:O	1:G0:282:TYR:OH	2.18	0.62
1:G4:254:GLU:HG2	2:G5:98:GLY:HA2	1.81	0.62
1:H4:124:LYS:HZ1	1:I4:294:ALA:HB2	1.64	0.62

Continued on next page...

Continued from previous page...

Atom-1	Atom-2	Interatomic distance (Å)	Clash overlap (Å)
1:I4:56:THR:HG22	2:J4:283:ALA:HB2	1.81	0.62
2:N1:60:VAL:CG1	2:O1:281:TYR:CD1	2.83	0.62
1:O4:128:GLN:CD	1:P4:290:GLU:OE2	2.41	0.62
1:O4:329:ASN:OD1	2:O5:175:VAL:HG13	1.99	0.62
2:P1:271:ALA:HB2	2:P1:293:MET:HG3	1.80	0.62
1:Q1:348:PRO:HG3	2:Q2:384:GLN:HG2	1.81	0.62
2:Q4:386:THR:HA	6:9A:522:LYS:HZ2	1.62	0.62
1:R1:85:GLN:C	1:S1:283:HIS:HE2	2.07	0.62
1:S1:364:PRO:HB3	5:7B:197:TYR:CZ	2.30	0.62
1:V0:60:LYS:CD	1:W0:283:HIS:CG	2.80	0.62
2:V3:130:LEU:O	2:V3:162:ARG:NH1	2.33	0.62
1:W4:116:ASP:CG	3:X2:6:PHE:HE2	2.07	0.62
2:W5:344:TRP:CD2	1:W6:401:LYS:HD2	2.34	0.62
5:1C:72:ALA:CB	5:1D:117:MET:HE2	2.23	0.62
5:1E:77:LYS:NZ	5:1F:89:LYS:HZ1	1.97	0.62
5:2C:197:TYR:CZ	5:2C:201:MET:HB2	2.33	0.62
5:3G:120:PHE:CE1	5:3G:178:PRO:HB3	2.35	0.62
5:7C:46:ARG:NE	5:7C:166:PHE:HB3	2.13	0.62
1:A0:254:GLU:HG2	2:A1:98:GLY:HA2	1.81	0.62
1:A0:263:PRO:HG2	3:X0:116:PRO:HG3	1.81	0.62
1:C1:292:THR:HG21	1:C1:331:ALA:HB1	1.80	0.62
1:C3:90:GLU:N	1:D3:280:LYS:NZ	2.42	0.62
2:C4:354:CYS:SG	2:C4:355:ASP:N	2.73	0.62
1:C5:57:GLY:CA	1:D5:372:GLN:NE2	2.60	0.62
1:E1:54:SER:O	1:F1:285:GLN:NE2	2.29	0.62
1:E3:41:THR:HG21	5:3J:20:THR:O	1.99	0.62
2:F4:16:ILE:HG21	2:F4:136:THR:HG21	1.81	0.62
1:G2:56:THR:N	1:H2:285:GLN:CB	2.58	0.62
1:K2:265:ILE:HG21	1:K2:313:MET:HE1	1.81	0.62
1:N4:325:PRO:CB	2:N5:222:TYR:CE1	2.81	0.62
1:N4:348:PRO:HG3	2:N5:384:GLN:HG2	1.82	0.62
1:N6:88:HIS:CE1	1:O6:280:LYS:HE2	2.33	0.62
2:O5:129:CYS:CB	1:O6:96:LYS:CG	2.77	0.62
2:Q2:113:VAL:HG11	2:Q2:150:LEU:HD22	1.81	0.62
2:R2:428:ALA:HB3	1:R3:401:LYS:HE3	1.80	0.62
2:S0:87:PRO:CD	2:T0:281:TYR:CE1	2.81	0.62
1:S5:7:ILE:HB	1:S5:137:VAL:HG12	1.82	0.62
1:S5:140:SER:CB	8:S5:501:GTP:C4'	2.74	0.62
2:S6:86:ARG:HG2	2:T6:278:SER:CA	2.29	0.62
2:T2:60:VAL:HG11	2:U2:281:TYR:C	2.24	0.62
1:T3:32:PRO:HG2	5:6A:200:ILE:CG1	2.28	0.62

Continued on next page...

Continued from previous page...

Atom-1	Atom-2	Interatomic distance (Å)	Clash overlap (Å)
2:U0:324:LYS:HG3	1:U1:210:TYR:CD1	2.34	0.62
1:V0:35:GLN:CD	1:W0:282:TYR:HH	2.04	0.62
1:V2:89:PRO:CG	1:W2:280:LYS:HG3	2.29	0.62
1:W2:325:PRO:HG2	2:W3:222:TYR:CE2	2.35	0.62
2:W3:128:ASP:HB2	3:X2:19:SER:H	1.65	0.62
5:1B:129:GLY:O	5:1B:177:THR:HB	1.98	0.62
5:2C:109:SER:HB3	5:2C:112:ARG:HB2	1.80	0.62
5:2H:192:ILE:HG13	5:2H:198:PHE:HD1	1.65	0.62
5:4H:144:HIS:HB3	5:4H:204:THR:HG22	1.78	0.62
5:2J:106:PRO:HD2	5:2J:186:ALA:HB1	1.82	0.62
5:6A:109:SER:HB3	5:6A:112:ARG:HB2	1.80	0.62
5:6C:144:HIS:HB3	5:6C:204:THR:HG22	1.77	0.62
2:A5:54:ALA:HB1	2:B4:282:ARG:CA	2.28	0.62
2:B0:60:VAL:HG11	2:C0:281:TYR:CB	2.29	0.62
1:B1:60:LYS:CE	1:C1:283:HIS:CE1	2.82	0.62
2:D6:49:VAL:O	2:D6:62:ARG:NH2	2.31	0.62
1:F5:364:PRO:HB2	5:2J:194:THR:OG1	1.98	0.62
1:G0:206:ASN:OD1	8:G0:501:GTP:N2	2.32	0.62
2:I1:347:ASN:ND2	1:I2:180:ALA:O	2.32	0.62
2:I3:55:THR:HG21	1:J3:372:GLN:HG3	1.81	0.62
2:J0:136:THR:HG22	2:J0:167:PHE:HB2	1.81	0.62
2:J6:406:MET:HG2	2:N5:306:ARG:HH21	1.57	0.62
2:K5:85:PHE:C	2:L5:281:TYR:CD1	2.20	0.62
1:M0:32:PRO:HG3	5:3D:200:ILE:HD11	1.81	0.62
2:N5:7:LEU:HD21	2:N5:151:LEU:HD13	1.80	0.62
1:O4:329:ASN:ND2	2:O5:208:TYR:HE2	1.97	0.62
1:O6:102:ASN:HB3	1:O6:105:ARG:HB2	1.81	0.62
1:P0:329:ASN:HD21	2:P1:175:VAL:CG2	2.06	0.62
1:P2:377:MET:HE2	1:P2:379:SER:HB2	1.80	0.62
2:P5:324:LYS:HE2	1:P6:210:TYR:CB	2.28	0.62
1:Q3:261:PRO:O	2:Q4:394:PHE:N	2.32	0.62
2:R0:58:LYS:NZ	2:S0:280:GLN:CB	2.43	0.62
1:S5:85:GLN:OE1	1:T5:279:GLU:OE1	2.16	0.62
1:T1:326:LYS:CG	2:T2:212:PHE:CZ	2.77	0.62
1:T3:127:ASP:OD2	1:U3:293:ASN:OD1	2.18	0.62
1:V2:56:THR:CA	1:W2:285:GLN:HB3	2.22	0.62
1:W2:6:SER:O	1:W2:65:ALA:HA	1.99	0.62
5:1E:109:SER:HB3	5:1E:112:ARG:HD3	1.80	0.62
5:1F:120:PHE:CE1	5:1F:178:PRO:HB3	2.35	0.62
5:3H:120:PHE:CE1	5:3H:178:PRO:HB3	2.35	0.62
6:9A:602:GLU:O	6:9A:606:TRP:CD1	2.52	0.62

Continued on next page...

Continued from previous page...

Atom-1	Atom-2	Interatomic distance (Å)	Clash overlap (Å)
5:2H:178:PRO:O	5:2H:182:MET:HG3	2.00	0.62
2:A1:55:THR:N	2:B0:283:ALA:HA	2.15	0.62
1:A2:56:THR:HA	1:B1:285:GLN:HG3	1.81	0.62
1:A6:419:SER:CB	3:X3:108:TYR:CE2	2.82	0.62
1:A6:423:GLU:HB3	3:X3:104:ARG:NH2	2.02	0.62
2:D4:60:VAL:HG11	2:E4:281:TYR:O	2.00	0.62
1:E3:289:ALA:O	1:E3:293:ASN:ND2	2.32	0.62
1:F3:88:HIS:HA	1:G2:283:HIS:ND1	2.14	0.62
1:H0:26:LEU:CB	5:4H:194:THR:HG21	2.28	0.62
1:K2:56:THR:HG23	1:L2:284:GLU:O	1.99	0.62
1:O0:329:ASN:OD1	2:O1:175:VAL:HA	2.00	0.62
1:P0:224:TYR:CD2	8:P0:501:GTP:O6	2.53	0.62
1:Q1:127:ASP:OD2	1:R1:293:ASN:CG	2.42	0.62
2:Q2:389:PHE:CD2	6:9B:519:TRP:CE2	2.87	0.62
2:R2:122:LYS:HD2	2:S2:295:ASP:OD1	2.00	0.62
2:R4:226:ASN:OD1	9:R4:501:GDP:C6	2.52	0.62
2:S2:346:PRO:HD3	1:S3:397:LEU:HD22	1.81	0.62
2:T4:267:MET:HE1	2:T4:371:SER:HB3	1.82	0.62
2:U2:282:ARG:NH1	2:U2:288:GLU:OE2	2.33	0.62
2:U6:54:ALA:HB1	2:V5:283:ALA:N	2.12	0.62
2:V1:87:PRO:N	2:W1:278:SER:HB2	2.12	0.62
2:V1:255:VAL:HG21	1:V2:102:ASN:CG	2.24	0.62
2:V1:309:ARG:NH1	2:V1:339:SER:O	2.32	0.62
2:V5:87:PRO:CG	2:W5:278:SER:HA	2.26	0.62
5:1D:144:HIS:HB3	5:1D:204:THR:HG22	1.78	0.62
5:2F:120:PHE:CE1	5:2F:178:PRO:HB3	2.35	0.62
5:3F:144:HIS:HB3	5:3F:204:THR:HG22	1.77	0.62
5:3J:106:PRO:HD2	5:3J:186:ALA:HB1	1.82	0.62
5:3I:144:HIS:HB3	5:3I:204:THR:HG22	1.78	0.62
5:6D:120:PHE:CE1	5:6D:178:PRO:HB3	2.35	0.62
5:6D:129:GLY:O	5:6D:177:THR:HB	1.98	0.62
5:5A:77:LYS:HD3	5:5B:89:LYS:HZ1	1.58	0.62
5:5A:120:PHE:CE1	5:5A:178:PRO:HB3	2.35	0.62
1:A6:422:ARG:CG	3:X3:55:SER:HB3	2.27	0.62
2:D4:122:LYS:HG2	2:E4:291:GLN:CG	2.29	0.62
2:E2:15:GLN:O	2:E2:226:ASN:ND2	2.33	0.62
1:F5:60:LYS:HE2	1:G4:282:TYR:O	2.00	0.62
2:F6:84:ILE:O	2:G5:281:TYR:CE1	2.52	0.62
2:J2:292:GLN:HG2	2:J2:298:ASN:HD22	1.63	0.62
2:K3:87:PRO:CA	2:L3:278:SER:OG	2.47	0.62
1:K4:88:HIS:HA	1:L4:283:HIS:ND1	2.15	0.62

Continued on next page...

Continued from previous page...

Atom-1	Atom-2	Interatomic distance (Å)	Clash overlap (Å)
2:K5:86:ARG:HH21	2:L5:282:ARG:NH1	1.12	0.62
1:N0:329:ASN:HD22	2:N1:208:TYR:HD2	1.48	0.62
1:N2:90:GLU:HG3	1:O2:280:LYS:CE	2.30	0.62
2:O3:249:ASP:OD1	1:O4:98:ASP:OD2	2.18	0.62
1:Q1:261:PRO:HB3	2:Q2:394:PHE:CE1	2.35	0.62
2:S0:60:VAL:HG12	2:T0:281:TYR:CD2	2.31	0.62
2:V1:86:ARG:NH1	2:W1:282:ARG:CG	2.47	0.62
1:V2:85:GLN:O	1:W2:283:HIS:CE1	2.50	0.62
1:V2:325:PRO:CB	2:V3:222:TYR:OH	2.48	0.62
1:W2:326:LYS:CD	2:W3:220:PRO:CG	2.77	0.62
5:4J:129:GLY:O	5:4J:177:THR:HB	1.98	0.62
6:9A:559:ALA:O	6:9A:563:TRP:CD1	2.53	0.62
5:4H:120:PHE:CE1	5:4H:178:PRO:HB3	2.35	0.62
5:2J:144:HIS:HB3	5:2J:204:THR:HG22	1.78	0.62
5:7A:120:PHE:CE1	5:7A:178:PRO:HB3	2.35	0.62
5:6D:144:HIS:HB3	5:6D:204:THR:HG22	1.78	0.62
5:5D:129:GLY:O	5:5D:177:THR:HB	1.98	0.62
1:A4:364:PRO:HB2	5:1C:197:TYR:CD2	2.35	0.62
1:A6:419:SER:C	3:X3:108:TYR:OH	2.43	0.62
2:B4:84:ILE:C	2:C4:281:TYR:CE1	2.78	0.62
1:D1:254:GLU:HG2	2:D2:98:GLY:HA2	1.82	0.62
1:H0:88:HIS:CA	1:I0:283:HIS:CB	2.77	0.62
1:I2:60:LYS:HD2	2:J2:280:GLN:C	2.25	0.62
1:J3:420:GLU:HG3	1:N2:308:ARG:CZ	2.30	0.62
1:L0:282:TYR:CZ	5:3E:9:ARG:NH2	2.68	0.62
1:N0:224:TYR:HD2	8:N0:501:GTP:O6	1.78	0.62
2:O3:125:GLU:OE2	2:P3:336:LYS:CE	2.47	0.62
2:O5:125:GLU:OE2	2:P5:336:LYS:NZ	2.33	0.62
1:P2:261:PRO:HB3	2:P3:394:PHE:CE2	2.35	0.62
1:Q1:152:LEU:HA	1:Q1:155:GLU:HG2	1.80	0.62
2:Q2:129:CYS:SG	1:Q3:96:LYS:HG3	2.39	0.62
2:R4:260:PHE:CE1	1:R5:402:ARG:O	2.53	0.62
1:S1:89:PRO:HD3	1:T1:283:HIS:CD2	2.35	0.62
2:U2:60:VAL:HG11	2:V1:281:TYR:O	2.00	0.62
2:W1:256:ASN:CB	1:W2:181:VAL:HG22	2.29	0.62
3:X0:2:PHE:O	3:X0:7:GLN:NE2	2.33	0.62
5:2C:120:PHE:CE1	5:2C:178:PRO:HB3	2.35	0.62
5:3C:120:PHE:CE1	5:3C:178:PRO:HB3	2.35	0.62
5:3G:129:GLY:O	5:3G:177:THR:HB	1.99	0.62
5:4I:99:GLU:CG	5:4H:77:LYS:HZ1	2.11	0.62
5:6B:129:GLY:HA2	5:6B:178:PRO:CD	2.30	0.62

Continued on next page...

Continued from previous page...

Atom-1	Atom-2	Interatomic distance (Å)	Clash overlap (Å)
5:6C:120:PHE:CE1	5:6C:178:PRO:HB3	2.35	0.62
5:5D:129:GLY:HA2	5:5D:178:PRO:CD	2.30	0.62
1:A0:431:ASP:CA	3:X0:102:ARG:NH2	2.63	0.62
1:A2:415:GLU:HG2	3:X1:86:TYR:CZ	2.34	0.62
1:A4:127:ASP:OD2	1:B3:338:LYS:CE	2.46	0.62
2:B0:262:ARG:NH2	2:B0:421:GLU:OE2	2.32	0.62
2:B4:54:ALA:CB	2:C4:282:ARG:O	2.48	0.62
1:B5:89:PRO:HD2	1:C5:280:LYS:HG2	0.62	0.62
2:C2:320:ARG:HH12	5:1A:149:GLN:HG2	1.64	0.62
2:C4:3:GLU:HG3	2:C4:127:CYS:HB3	1.82	0.62
1:C5:54:SER:HB2	1:D5:285:GLN:OE1	2.00	0.62
2:I3:87:PRO:CG	1:J3:280:LYS:HA	2.29	0.62
1:L0:62:VAL:CG2	1:M0:283:HIS:CA	2.77	0.62
1:L0:89:PRO:CG	1:M0:280:LYS:HG3	1.98	0.62
2:N5:322:SER:HB2	1:N6:222:PRO:O	2.00	0.62
2:O1:83:GLN:O	2:P1:281:TYR:CZ	2.52	0.62
2:O3:129:CYS:CB	1:O4:96:LYS:HD2	2.30	0.62
2:O5:2:ARG:HB3	2:O5:131:GLN:HB2	1.81	0.62
2:O5:163:ILE:HD11	2:O5:251:ARG:HG3	1.81	0.62
2:P5:405:GLU:HB2	6:9A:558:THR:CG2	2.30	0.62
2:Q0:86:ARG:CB	2:R0:281:TYR:CB	2.78	0.62
1:Q3:88:HIS:CD2	1:R3:284:GLU:HB2	2.35	0.62
2:R2:86:ARG:NE	2:S2:281:TYR:O	2.32	0.62
1:R3:88:HIS:HD2	1:S3:283:HIS:HB3	1.65	0.62
1:S5:12:ALA:CB	8:S5:501:GTP:O4'	2.42	0.62
2:T2:178:THR:HB	2:T2:181:GLU:HB2	1.81	0.62
1:T3:31:GLN:HA	5:6A:196:VAL:HG13	1.82	0.62
2:T4:245:GLN:O	1:T5:15:GLN:NE2	2.33	0.62
1:T5:33:ASP:O	1:T5:60:LYS:NZ	2.33	0.62
1:V2:88:HIS:CE1	1:W2:280:LYS:CG	2.82	0.62
2:V3:252:LYS:HA	1:V4:100:ALA:HB1	1.82	0.62
2:V3:324:LYS:HE3	1:V4:210:TYR:HB3	1.81	0.62
2:W1:177:ASP:HB2	9:W1:501:GDP:O3'	2.00	0.62
2:W3:251:ARG:HB3	1:W4:100:ALA:CB	2.30	0.62
5:1C:144:HIS:HB3	5:1C:204:THR:HG22	1.78	0.62
5:1E:36:ARG:HH22	5:1F:121:ARG:HH12	1.46	0.62
5:2J:129:GLY:HA2	5:2J:178:PRO:CD	2.30	0.62
5:7B:120:PHE:CE1	5:7B:178:PRO:HB3	2.35	0.62
5:7B:129:GLY:HA2	5:7B:178:PRO:CD	2.30	0.62
5:7D:120:PHE:CE1	5:7D:178:PRO:HB3	2.35	0.62
5:7D:129:GLY:O	5:7D:177:THR:HB	1.99	0.62

Continued on next page...

Continued from previous page...

Atom-1	Atom-2	Interatomic distance (Å)	Clash overlap (Å)
5:6A:120:PHE:CE1	5:6A:178:PRO:HB3	2.35	0.62
1:A0:262:TYR:HB3	3:X0:117:PHE:HE2	1.65	0.61
1:A2:56:THR:OG1	1:B1:285:GLN:HA	2.00	0.61
1:A2:56:THR:OG1	1:B1:285:GLN:N	2.33	0.61
1:A2:434:GLU:CD	3:X1:100:ARG:HB2	2.23	0.61
2:A3:55:THR:OG1	2:B2:284:LEU:CG	2.47	0.61
1:E1:414:GLU:HG3	1:E1:416:GLY:H	1.65	0.61
1:E3:286:LEU:O	1:E3:373:ARG:NH1	2.33	0.61
2:E6:54:ALA:CB	2:F6:282:ARG:C	2.73	0.61
2:G1:87:PRO:HB2	2:H1:216:LYS:HZ2	1.63	0.61
1:G2:55:GLU:C	1:H2:285:GLN:HB2	2.17	0.61
2:G3:122:LYS:HZ1	2:H3:291:GLN:CG	2.12	0.61
1:H0:26:LEU:HD23	5:4H:197:TYR:HD1	1.64	0.61
1:H0:30:ILE:N	5:4H:196:VAL:CG2	2.62	0.61
1:J1:364:PRO:HB2	5:3G:197:TYR:CE2	2.34	0.61
2:K3:306:ARG:CB	2:N3:281:TYR:HA	2.25	0.61
2:N3:350:LYS:HA	1:N4:179:THR:O	2.00	0.61
2:O3:113:VAL:HG11	2:O3:150:LEU:HD22	1.81	0.61
2:O5:8:GLN:NE2	2:O5:13:GLY:O	2.33	0.61
1:P2:62:VAL:CG2	1:Q1:283:HIS:HA	2.30	0.61
2:Q2:389:PHE:CG	6:9B:519:TRP:CH2	2.88	0.61
1:R3:60:LYS:NZ	1:S3:282:TYR:HB3	2.15	0.61
2:R6:12:CYS:CB	9:R6:501:GDP:C8	2.83	0.61
2:T0:73:MET:SD	2:T0:77:ARG:NH2	2.73	0.61
2:V3:327:ASP:CG	1:V4:177:VAL:HB	2.25	0.61
1:V4:128:GLN:NE2	1:W4:285:GLN:HG3	2.15	0.61
2:V5:86:ARG:HH12	2:W5:282:ARG:CG	2.12	0.61
5:1B:129:GLY:HA2	5:1B:178:PRO:CD	2.30	0.61
5:2D:144:HIS:HB3	5:2D:204:THR:HG22	1.77	0.61
5:2E:120:PHE:CE1	5:2E:178:PRO:HB3	2.35	0.61
5:3J:144:HIS:HB3	5:3J:204:THR:HG22	1.78	0.61
5:4J:120:PHE:CE1	5:4J:178:PRO:HB3	2.35	0.61
5:7A:129:GLY:HA2	5:7A:178:PRO:CD	2.30	0.61
5:7C:129:GLY:HA2	5:7C:178:PRO:CD	2.30	0.61
5:1G:129:GLY:O	5:1G:177:THR:HB	1.99	0.61
1:A0:431:ASP:CB	3:X0:102:ARG:HH22	2.12	0.61
2:A3:281:TYR:CE1	2:M3:58:LYS:HE2	2.33	0.61
2:E2:58:LYS:NZ	2:F2:281:TYR:HA	2.16	0.61
2:F2:87:PRO:HD2	2:G1:278:SER:OG	2.00	0.61
1:F3:18:ASN:HD21	1:F3:78:VAL:HG22	1.65	0.61
2:F4:60:VAL:HG12	2:G3:281:TYR:HD1	1.65	0.61

Continued on next page...

Continued from previous page...

Atom-1	Atom-2	Interatomic distance (Å)	Clash overlap (Å)
2:L1:60:VAL:HG21	2:M1:281:TYR:O	2.00	0.61
2:N1:87:PRO:HD3	2:O1:278:SER:CB	2.28	0.61
2:O1:2:ARG:NH1	1:O2:71:GLU:OE2	2.33	0.61
2:O5:405:GLU:HB2	6:9A:597:LYS:CA	2.21	0.61
2:P3:344:TRP:HA	1:P4:397:LEU:HG	1.81	0.61
1:P4:87:PHE:C	1:Q3:283:HIS:CD2	2.78	0.61
1:R1:439:SER:CB	2:R2:390:ARG:NH1	2.54	0.61
1:R3:364:PRO:CB	5:6C:197:TYR:CG	2.75	0.61
1:R5:168:GLU:HB3	1:R5:201:ALA:HA	1.80	0.61
2:S6:12:CYS:HB2	9:S6:501:GDP:C5'	2.30	0.61
2:S6:144:GLY:CA	9:S6:501:GDP:O2B	2.48	0.61
1:T1:195:LEU:HD11	1:T1:264:ARG:HE	1.66	0.61
1:U1:89:PRO:CG	1:V0:280:LYS:NZ	2.59	0.61
1:V0:88:HIS:CE1	1:W0:280:LYS:NZ	2.67	0.61
2:V5:122:LYS:HE2	2:W5:292:GLN:HB2	1.82	0.61
1:W0:90:GLU:CD	3:X0:4:ASN:HB2	2.25	0.61
5:1C:129:GLY:HA2	5:1C:178:PRO:CD	2.30	0.61
5:1E:116:ILE:HA	5:1E:202:MET:HE2	1.81	0.61
5:3E:144:HIS:HB3	5:3E:204:THR:HG22	1.78	0.61
5:4I:89:LYS:HD3	5:4H:77:LYS:HZ3	1.64	0.61
5:6B:120:PHE:CE1	5:6B:178:PRO:HB3	2.35	0.61
5:6B:144:HIS:CB	5:6B:204:THR:CG2	2.65	0.61
5:6D:129:GLY:HA2	5:6D:178:PRO:CD	2.30	0.61
5:5B:129:GLY:HA2	5:5B:178:PRO:CD	2.30	0.61
5:5C:120:PHE:CE1	5:5C:178:PRO:HB3	2.35	0.61
5:5D:120:PHE:CE1	5:5D:178:PRO:HB3	2.35	0.61
5:1G:120:PHE:CE1	5:1G:178:PRO:HB3	2.35	0.61
1:A6:427:ALA:C	3:X3:102:ARG:NH2	2.56	0.61
1:A6:431:ASP:OD2	3:X3:117:PHE:HB3	2.00	0.61
1:B5:90:GLU:N	1:C5:280:LYS:HD3	2.15	0.61
2:I5:55:THR:HB	1:J5:372:GLN:HG3	1.82	0.61
1:J3:128:GLN:HG2	1:K2:290:GLU:OE2	1.99	0.61
1:J3:365:GLY:O	5:2G:146:PRO:HD3	2.00	0.61
1:L2:102:ASN:HB3	1:L2:105:ARG:HB2	1.82	0.61
2:N3:84:ILE:HA	2:O3:281:TYR:CE1	2.36	0.61
1:N6:140:SER:HB2	8:N6:501:GTP:C4'	2.29	0.61
2:O1:170:VAL:HG11	2:O1:377:LEU:HD21	1.83	0.61
2:O1:323:MET:HG3	1:O2:224:TYR:CE1	2.35	0.61
2:O5:346:PRO:HG3	1:O6:394:LYS:CG	2.22	0.61
2:P1:331:LEU:HB2	1:P2:177:VAL:HG12	1.80	0.61
1:P2:324:VAL:HG11	2:P3:219:THR:HG22	1.80	0.61

Continued on next page...

Continued from previous page...

Atom-1	Atom-2	Interatomic distance (Å)	Clash overlap (Å)
2:P3:12:CYS:HB2	9:P3:501:GDP:C8	2.34	0.61
1:R3:262:TYR:CE1	2:R4:392:LYS:O	2.53	0.61
2:U4:54:ALA:HB1	2:V3:282:ARG:CA	2.29	0.61
1:U5:124:LYS:CE	1:V4:297:GLU:HG3	2.30	0.61
1:V2:85:GLN:C	1:W2:283:HIS:NE2	2.55	0.61
2:V5:211:CYS:HB2	2:V5:217:LEU:HD12	1.82	0.61
2:W3:121:ARG:HD3	3:X2:43:GLN:C	2.14	0.61
5:1D:120:PHE:CE1	5:1D:178:PRO:HB3	2.35	0.61
5:1E:106:PRO:HD2	5:1E:186:ALA:HB1	1.81	0.61
5:1E:120:PHE:CE1	5:1E:178:PRO:HB3	2.35	0.61
5:2B:129:GLY:HA2	5:2B:178:PRO:CD	2.30	0.61
5:2C:129:GLY:HA2	5:2C:178:PRO:CD	2.30	0.61
5:2D:129:GLY:HA2	5:2D:178:PRO:CD	2.30	0.61
5:2F:129:GLY:O	5:2F:177:THR:HB	1.98	0.61
6:9B:549:VAL:HG12	6:9B:553:LYS:HE3	1.81	0.61
5:7A:109:SER:HB3	5:7A:112:ARG:HB2	1.80	0.61
5:7D:129:GLY:HA2	5:7D:178:PRO:CD	2.30	0.61
5:6A:129:GLY:HA2	5:6A:178:PRO:CD	2.30	0.61
5:6C:129:GLY:HA2	5:6C:178:PRO:CD	2.31	0.61
5:5A:129:GLY:HA2	5:5A:178:PRO:CD	2.30	0.61
5:5B:120:PHE:CE1	5:5B:178:PRO:HB3	2.35	0.61
1:A2:62:VAL:CG2	1:B1:283:HIS:O	2.48	0.61
1:A2:71:GLU:HB3	1:A2:98:ASP:HB3	1.83	0.61
1:A6:196:GLU:HG2	3:X3:115:LYS:HZ1	1.61	0.61
2:E2:58:LYS:CE	2:F2:281:TYR:HA	2.30	0.61
1:F5:56:THR:HG23	1:G4:285:GLN:HA	1.82	0.61
2:G3:122:LYS:NZ	2:H3:291:GLN:CG	2.63	0.61
2:I5:85:PHE:O	1:J5:283:HIS:CB	2.49	0.61
1:K0:308:ARG:NH2	1:N0:283:HIS:CE1	2.67	0.61
1:L0:88:HIS:CD2	1:M0:284:GLU:N	2.69	0.61
2:L5:1:MET:HE2	1:L6:72:PRO:HB2	1.72	0.61
2:N1:125:GLU:C	2:O1:291:GLN:NE2	2.53	0.61
2:P3:323:MET:HE2	1:P4:224:TYR:OH	1.99	0.61
2:P5:113:VAL:HG11	2:P5:150:LEU:HD22	1.82	0.61
1:P6:228:ASN:ND2	8:P6:501:GTP:O6	2.33	0.61
1:Q1:329:ASN:OD1	2:Q2:175:VAL:HG13	2.01	0.61
1:R1:62:VAL:HG21	1:S1:283:HIS:C	2.06	0.61
1:R1:262:TYR:HE1	2:R2:393:ALA:HB1	1.65	0.61
2:R4:261:PRO:HG3	1:R5:406:HIS:CG	2.35	0.61
1:S3:171:ILE:HG21	8:S3:501:GTP:N3	2.15	0.61
2:T0:252:LYS:CA	1:T1:100:ALA:HB1	2.30	0.61

Continued on next page...

Continued from previous page...

Atom-1	Atom-2	Interatomic distance (Å)	Clash overlap (Å)
1:T3:254:GLU:HG2	2:T4:98:GLY:CA	2.28	0.61
1:T3:364:PRO:HA	5:6A:6:ARG:NH2	2.15	0.61
1:U5:329:ASN:ND2	2:U6:175:VAL:HG13	2.15	0.61
2:W3:350:LYS:HD3	1:W4:180:ALA:HA	1.82	0.61
1:W4:260:VAL:HB	2:W5:397:TRP:CZ2	2.30	0.61
5:1B:144:HIS:HB3	5:1B:204:THR:HG22	1.78	0.61
5:1C:120:PHE:CE1	5:1C:178:PRO:HB3	2.35	0.61
5:3C:77:LYS:NZ	5:3D:99:GLU:CD	2.58	0.61
5:2G:129:GLY:HA2	5:2G:178:PRO:CD	2.30	0.61
1:A4:280:LYS:HB2	1:M4:89:PRO:HD2	1.82	0.61
2:C0:60:VAL:HG11	2:D0:281:TYR:C	2.25	0.61
1:H0:30:ILE:C	5:4H:196:VAL:HG21	2.18	0.61
2:J2:410:GLU:OE2	2:N1:306:ARG:NH1	2.33	0.61
2:K5:285:THR:HG22	2:K5:287:PRO:HD2	1.81	0.61
1:L0:85:GLN:O	1:M0:282:TYR:HD2	1.77	0.61
2:L5:246:LEU:CD1	1:L6:224:TYR:CZ	2.81	0.61
1:M2:377:MET:HE2	1:M2:379:SER:HB2	1.82	0.61
2:N1:58:LYS:CD	2:O1:280:GLN:HB2	2.30	0.61
2:N3:10:GLY:HA3	9:N3:501:GDP:O2B	2.00	0.61
1:N6:224:TYR:O	1:N6:228:ASN:ND2	2.34	0.61
2:O3:58:LYS:HD3	2:P3:280:GLN:O	1.99	0.61
1:P4:262:TYR:HE1	2:P5:392:LYS:O	1.83	0.61
2:Q4:211:CYS:HA	2:Q4:215:LEU:HB2	1.83	0.61
1:Q5:171:ILE:HG21	8:Q5:501:GTP:C2'	2.29	0.61
2:S2:85:PHE:C	2:T2:281:TYR:CE2	2.78	0.61
2:S2:372:THR:HG21	2:S2:426:GLN:HB2	1.81	0.61
2:T2:350:LYS:HG3	1:T3:179:THR:O	1.99	0.61
1:T5:365:GLY:C	5:5A:146:PRO:HB3	2.20	0.61
2:U0:324:LYS:CD	1:U1:210:TYR:HB3	2.30	0.61
2:U4:121:ARG:HH22	2:V3:337:ASN:ND2	1.99	0.61
2:U4:344:TRP:CZ3	1:U5:403:ALA:HB2	2.36	0.61
2:V1:77:ARG:CZ	7:8A:307:ALA:HB2	2.29	0.61
1:V2:329:ASN:HD21	2:V3:175:VAL:CG1	2.09	0.61
1:W0:301:GLN:HE22	1:W0:307:PRO:HG3	1.66	0.61
2:W1:122:LYS:CE	3:X1:38:THR:H	2.13	0.61
2:W1:350:LYS:HA	1:W2:179:THR:O	2.00	0.61
2:W3:344:TRP:CG	1:W4:401:LYS:HZ3	2.17	0.61
3:X3:90:GLU:OE2	3:X3:104:ARG:NH2	2.34	0.61
5:1A:11:MET:HB2	5:1A:191:SER:HB3	1.81	0.61
5:3D:120:PHE:CE1	5:3D:178:PRO:HB3	2.35	0.61
5:3D:192:ILE:HG13	5:3D:198:PHE:CD1	2.34	0.61

Continued on next page...

Continued from previous page...

Atom-1	Atom-2	Interatomic distance (Å)	Clash overlap (Å)
5:3G:129:GLY:HA2	5:3G:178:PRO:CD	2.30	0.61
5:3J:129:GLY:HA2	5:3J:178:PRO:CD	2.30	0.61
5:7C:120:PHE:CE1	5:7C:178:PRO:HB3	2.35	0.61
2:A1:392:LYS:NZ	3:X0:97:LYS:O	2.21	0.61
1:A4:434:GLU:CG	3:X2:100:ARG:NE	2.50	0.61
1:A6:290:GLU:CG	1:M6:128:GLN:OE1	2.49	0.61
1:B1:60:LYS:CD	1:C1:282:TYR:O	2.41	0.61
2:C0:347:ASN:ND2	1:C1:180:ALA:O	2.34	0.61
2:C4:88:ASP:N	2:D4:278:SER:OG	2.26	0.61
1:G0:128:GLN:HG2	1:H0:290:GLU:OE2	1.91	0.61
2:G1:77:ARG:HA	2:G1:82:GLY:HA3	1.82	0.61
2:G3:117:LEU:HA	2:G3:120:VAL:HG12	1.82	0.61
1:H0:54:SER:HB2	1:I0:285:GLN:HE21	1.66	0.61
2:H3:178:THR:HB	2:H3:181:GLU:HB2	1.83	0.61
2:I1:33:THR:HG21	5:3G:13:ILE:CD1	2.31	0.61
1:I4:199:ASP:OD2	1:I4:256:GLN:NE2	2.33	0.61
2:I5:37:HIS:CD2	5:1G:20:THR:HG22	2.33	0.61
1:K4:89:PRO:CD	1:L4:279:GLU:O	2.48	0.61
2:L5:246:LEU:HD12	1:L6:224:TYR:HE2	1.64	0.61
1:N0:86:LEU:CA	1:O0:283:HIS:HE1	2.12	0.61
2:N1:345:ILE:HG23	1:N2:398:MET:SD	2.40	0.61
2:N3:100:ASN:HB3	2:N3:103:LYS:HB2	1.81	0.61
2:N3:256:ASN:HD22	1:N4:181:VAL:H	1.47	0.61
2:N3:351:THR:O	1:N4:179:THR:HG23	2.01	0.61
1:N4:228:ASN:OD1	8:N4:501:GTP:N1	2.33	0.61
1:N6:140:SER:HB3	8:N6:501:GTP:O5'	1.98	0.61
2:O3:15:GLN:OE1	4:Y1:204:MET:CE	2.48	0.61
2:P1:252:LYS:HE2	8:P1:502:GTP:O3G	2.00	0.61
1:P2:1:MET:CE	2:P3:94:GLN:HB3	2.31	0.61
1:P2:254:GLU:OE1	2:P3:99:ASN:ND2	2.34	0.61
2:P5:409:THR:OG1	6:9A:557:LEU:HB3	2.00	0.61
2:Q0:86:ARG:NH1	2:R0:282:ARG:CB	2.63	0.61
2:R4:261:PRO:HG3	1:R5:406:HIS:ND1	2.14	0.61
2:R4:344:TRP:HZ3	1:R5:403:ALA:HB2	1.66	0.61
1:R5:88:HIS:HD2	1:S5:283:HIS:HB3	1.62	0.61
2:R6:84:ILE:O	2:S6:281:TYR:HE1	1.81	0.61
2:S6:12:CYS:CB	9:S6:501:GDP:PA	2.88	0.61
2:S6:60:VAL:HG11	2:T6:281:TYR:N	2.11	0.61
2:S6:86:ARG:CG	2:T6:278:SER:CA	2.79	0.61
2:T0:58:LYS:HZ3	2:U0:280:GLN:HG2	1.66	0.61
2:T4:141:GLY:HA3	9:T4:501:GDP:O2A	2.01	0.61

Continued on next page...

Continued from previous page...

Atom-1	Atom-2	Interatomic distance (Å)	Clash overlap (Å)
1:T5:26:LEU:HD21	1:T5:363:VAL:HG12	1.83	0.61
2:T6:12:CYS:SG	9:T6:501:GDP:N3	2.72	0.61
2:V3:313:VAL:HB	2:V3:349:VAL:HG22	1.83	0.61
2:W3:125:GLU:CA	3:X2:17:ILE:HG12	2.31	0.61
1:W6:140:SER:OG	8:W6:501:GTP:O5'	2.18	0.61
5:1C:106:PRO:HD2	5:1C:186:ALA:HB1	1.83	0.61
5:1E:112:ARG:HB3	5:1E:198:PHE:CD2	2.36	0.61
5:2D:144:HIS:CB	5:2D:204:THR:CG2	2.65	0.61
5:3C:129:GLY:HA2	5:3C:178:PRO:CD	2.30	0.61
6:9B:612:LYS:HA	6:9B:615:ARG:HD2	1.82	0.61
5:7B:144:HIS:HB3	5:7B:204:THR:HG22	1.78	0.61
5:5C:129:GLY:HA2	5:5C:178:PRO:CD	2.30	0.61
1:B1:282:TYR:CD2	5:2B:9:ARG:HH21	1.46	0.61
1:B3:90:GLU:HG3	1:C3:280:LYS:CE	2.30	0.61
2:D2:69:GLU:HG2	2:D2:71:GLY:H	1.66	0.61
2:E6:55:THR:HB	2:F6:284:LEU:HG	1.83	0.61
1:G0:31:GLN:HE22	5:4I:199:ILE:CD1	2.10	0.61
2:G1:86:ARG:HG3	2:H1:278:SER:HB3	1.82	0.61
1:H4:85:GLN:O	1:I4:283:HIS:NE2	2.34	0.61
1:J5:26:LEU:HG	5:1G:194:THR:CG2	2.16	0.61
1:K4:55:GLU:O	1:L4:285:GLN:HB2	2.00	0.61
1:L0:60:LYS:HE3	1:M0:282:TYR:C	2.05	0.61
2:L1:170:VAL:HG21	2:L1:377:LEU:HD11	1.81	0.61
1:M4:170:SER:OG	1:M4:203:MET:SD	2.59	0.61
1:N4:89:PRO:HG2	1:O4:280:LYS:CA	2.31	0.61
1:N4:171:ILE:HG21	8:N4:501:GTP:O2'	2.00	0.61
1:N4:228:ASN:CG	8:N4:501:GTP:O6	2.44	0.61
2:N5:10:GLY:HA3	9:N5:501:GDP:PB	2.40	0.61
2:N5:272:PRO:HD3	2:N5:365:ALA:HB3	1.83	0.61
1:O4:128:GLN:HE21	1:P4:290:GLU:CD	2.09	0.61
2:O5:251:ARG:C	1:O6:100:ALA:HB1	2.26	0.61
1:P0:325:PRO:CB	2:P1:222:TYR:CZ	2.84	0.61
2:P1:58:LYS:HZ3	2:Q0:280:GLN:NE2	1.97	0.61
1:P6:88:HIS:HD2	1:Q5:283:HIS:HB3	1.66	0.61
1:Q5:86:LEU:O	1:R5:283:HIS:NE2	2.32	0.61
1:Q5:127:ASP:CB	1:R5:293:ASN:HD22	2.13	0.61
2:R0:331:LEU:HD21	1:R1:176:GLN:OE1	2.01	0.61
1:R1:352:LYS:HB2	2:R2:178:THR:HA	1.81	0.61
2:R2:344:TRP:CG	1:R3:401:LYS:HD2	2.35	0.61
2:R4:344:TRP:O	1:R5:397:LEU:HD23	1.99	0.61
2:S0:344:TRP:CD2	1:S1:401:LYS:HD2	2.36	0.61

Continued on next page...

Continued from previous page...

Atom-1	Atom-2	Interatomic distance (Å)	Clash overlap (Å)
1:S1:353:VAL:CB	2:S2:177:ASP:OD1	2.49	0.61
2:S6:16:ILE:HA	9:S6:501:GDP:O6	2.01	0.61
2:T2:58:LYS:HE3	2:U2:280:GLN:OE1	1.99	0.61
2:U0:259:PRO:C	1:U1:406:HIS:HE1	2.07	0.61
2:V3:103:LYS:HD3	2:V3:107:THR:HB	1.83	0.61
1:V4:329:ASN:ND2	2:V5:175:VAL:CG2	2.62	0.61
1:W4:292:THR:HG21	1:W4:331:ALA:HB1	1.83	0.61
2:W5:125:GLU:OE1	3:X3:45:LEU:N	2.33	0.61
3:X0:90:GLU:OE2	3:X0:104:ARG:NH2	2.33	0.61
5:1F:129:GLY:HA2	5:1F:178:PRO:CD	2.30	0.61
5:2F:129:GLY:HA2	5:2F:178:PRO:CD	2.30	0.61
5:3E:120:PHE:CE1	5:3E:178:PRO:HB3	2.35	0.61
5:3H:116:ILE:HD11	5:3H:198:PHE:CZ	2.36	0.61
5:4H:116:ILE:HD11	5:4H:198:PHE:CZ	2.36	0.61
5:2J:120:PHE:CE1	5:2J:178:PRO:HB3	2.35	0.61
1:A0:262:TYR:CD1	3:X0:117:PHE:CZ	2.89	0.61
1:A2:423:GLU:HB3	3:X1:104:ARG:CZ	2.31	0.61
1:A6:377:MET:HE2	1:A6:379:SER:HB3	1.82	0.61
2:B0:113:VAL:HA	2:B0:116:VAL:HG22	1.83	0.61
2:B2:53:GLU:O	2:C2:283:ALA:HB1	2.00	0.61
2:C0:86:ARG:HE	2:D0:282:ARG:HA	1.65	0.61
1:C3:88:HIS:NE2	1:D3:280:LYS:O	2.33	0.61
2:C4:87:PRO:N	2:D4:278:SER:OG	2.19	0.61
1:C5:90:GLU:HB2	1:D5:280:LYS:HD2	1.82	0.61
1:D1:113:GLU:HG3	1:D1:114:ILE:HG23	1.82	0.61
1:E1:381:THR:HG22	1:E1:383:ALA:H	1.66	0.61
2:G3:55:THR:CB	2:H3:284:LEU:HD12	2.31	0.61
1:H0:123:ARG:NH1	1:I0:297:GLU:CD	2.59	0.61
2:H1:61:PRO:HD3	2:H1:84:ILE:HG12	1.82	0.61
1:H2:101:ASN:HA	1:H2:144:GLY:H	1.66	0.61
1:N2:263:PRO:CD	2:N3:396:HIS:CE1	2.84	0.61
2:N3:86:ARG:HG2	2:O3:278:SER:CB	2.31	0.61
2:O5:256:ASN:HD21	1:O6:182:VAL:HG22	1.66	0.61
2:O5:325:GLU:CD	1:O6:221:ARG:HD3	2.25	0.61
2:P5:58:LYS:NZ	2:Q4:280:GLN:HG3	2.15	0.61
2:Q0:86:ARG:HG3	2:R0:281:TYR:HB3	1.73	0.61
1:Q5:406:HIS:HA	1:Q5:409:VAL:HG12	1.81	0.61
2:R2:409:THR:HG21	6:9B:472:SER:O	2.00	0.61
1:R3:346:TRP:CB	2:R4:387:ALA:O	2.48	0.61
2:S0:87:PRO:HG2	2:T0:278:SER:OG	2.01	0.61
1:S3:60:LYS:CD	1:T3:282:TYR:O	2.38	0.61

Continued on next page...

Continued from previous page...

Atom-1	Atom-2	Interatomic distance (Å)	Clash overlap (Å)
2:S4:259:PRO:HB3	1:S5:403:ALA:HB1	1.82	0.61
1:V0:123:ARG:NH2	1:W0:298:PRO:HD3	2.14	0.61
1:W0:292:THR:HG21	1:W0:331:ALA:HB1	1.81	0.61
5:3F:129:GLY:HA2	5:3F:178:PRO:CD	2.30	0.61
5:2G:120:PHE:CE1	5:2G:178:PRO:HB3	2.35	0.61
1:A4:89:PRO:HG2	1:B3:280:LYS:CE	2.22	0.61
1:B1:88:HIS:NE2	1:C1:284:GLU:OE2	2.34	0.61
1:C3:297:GLU:OE2	1:C3:300:ASN:ND2	2.34	0.61
2:D6:54:ALA:CA	2:E6:283:ALA:HA	2.30	0.61
2:E0:8:GLN:HE21	2:E0:14:ASN:HA	1.64	0.61
1:E1:5:ILE:HD13	1:E1:64:ARG:HB3	1.82	0.61
1:F5:51:THR:HG21	1:F5:243:ARG:HG2	1.81	0.61
2:H5:58:LYS:HD2	2:I5:280:GLN:O	2.00	0.61
1:J5:364:PRO:HG2	5:1G:197:TYR:CA	1.91	0.61
1:L4:89:PRO:CD	1:M4:283:HIS:CE1	2.76	0.61
1:N4:249:ASN:H	2:N5:11:GLN:HE22	1.48	0.61
1:O6:146:GLY:H	8:O6:501:GTP:PG	2.24	0.61
1:P4:231:ILE:CD1	8:P4:501:GTP:HN21	2.13	0.61
2:P5:10:GLY:CA	9:P5:501:GDP:O1B	2.47	0.61
1:Q1:100:ALA:N	8:Q1:501:GTP:O2G	2.34	0.61
2:Q4:11:GLN:N	9:Q4:501:GDP:O1B	2.34	0.61
2:R2:345:ILE:HD13	1:R3:398:MET:HG3	1.78	0.61
2:R2:409:THR:CG2	6:9B:472:SER:O	2.48	0.61
1:R3:88:HIS:NE2	1:S3:284:GLU:HB2	2.15	0.61
2:R4:323:MET:HE2	1:R5:224:TYR:CZ	2.35	0.61
2:S2:291:GLN:OE1	2:S2:292:GLN:NE2	2.33	0.61
1:T1:37:PRO:CG	5:7A:195:ASP:CB	2.66	0.61
1:T3:56:THR:OG1	1:U3:285:GLN:HA	1.99	0.61
2:T4:55:THR:HG23	2:U4:284:LEU:H	1.66	0.61
2:T4:134:GLN:NE2	2:T4:233:MET:SD	2.74	0.61
2:U4:54:ALA:C	2:V3:283:ALA:HB2	2.13	0.61
1:U5:60:LYS:CD	1:V4:283:HIS:CB	2.79	0.61
1:V2:124:LYS:HZ1	1:W2:284:GLU:CD	2.07	0.61
2:V5:58:LYS:HZ2	2:W5:280:GLN:CB	2.10	0.61
5:3C:77:LYS:CE	5:3D:99:GLU:OE1	2.49	0.61
5:3E:129:GLY:HA2	5:3E:178:PRO:CD	2.30	0.61
5:3J:116:ILE:HD11	5:3J:198:PHE:CZ	2.36	0.61
5:5A:109:SER:HB3	5:5A:112:ARG:HB2	1.80	0.61
5:1G:129:GLY:HA2	5:1G:178:PRO:CD	2.30	0.61
1:A2:88:HIS:CD2	1:B1:284:GLU:CG	2.84	0.61
2:A3:55:THR:H	2:B2:282:ARG:C	2.09	0.61

Continued on next page...

Continued from previous page...

Atom-1	Atom-2	Interatomic distance (Å)	Clash overlap (Å)
2:A5:46:ARG:NH2	1:A6:76:ASP:OD2	2.34	0.61
2:D6:69:GLU:HG2	2:D6:71:GLY:H	1.65	0.61
1:J3:226:ASN:HD21	5:2G:149:GLN:HB3	1.66	0.61
1:L0:60:LYS:HD3	1:M0:282:TYR:C	2.26	0.61
2:N5:87:PRO:HG3	2:O5:277:GLY:C	2.26	0.61
1:O0:53:PHE:HB3	1:O0:61:HIS:HB3	1.81	0.61
1:O2:441:GLU:HB3	6:9B:612:LYS:CG	2.30	0.61
1:P0:254:GLU:CG	2:P1:98:GLY:HA2	2.30	0.61
2:P5:131:GLN:HE22	2:P5:250:LEU:HB2	1.66	0.61
2:Q0:177:ASP:HB2	9:Q0:501:GDP:HO3'	1.64	0.61
1:Q1:55:GLU:O	1:R1:285:GLN:CB	2.47	0.61
2:Q2:406:MET:N	6:9B:515:ALA:CB	2.38	0.61
1:Q5:89:PRO:CB	1:R5:280:LYS:CG	2.78	0.61
2:R4:54:ALA:CB	2:S4:283:ALA:HA	2.30	0.61
1:S1:62:VAL:CG2	1:T1:283:HIS:O	2.49	0.61
1:S1:179:THR:OG1	8:S1:501:GTP:C3'	2.49	0.61
2:S4:86:ARG:HB2	2:T4:281:TYR:CD2	2.36	0.61
2:S6:86:ARG:HH22	2:T6:282:ARG:HA	1.54	0.61
2:T4:143:THR:CB	9:T4:501:GDP:O3B	2.47	0.61
2:U6:55:THR:CA	2:V5:284:LEU:H	2.14	0.61
1:W6:90:GLU:OE1	3:X3:4:ASN:C	2.44	0.61
5:1A:120:PHE:CE1	5:1A:178:PRO:HB3	2.35	0.61
5:1D:129:GLY:HA2	5:1D:178:PRO:CD	2.30	0.61
5:2A:120:PHE:CE1	5:2A:178:PRO:HB3	2.35	0.61
5:2B:120:PHE:CE1	5:2B:178:PRO:HB3	2.35	0.61
5:2C:7:HIS:HE1	5:2C:197:TYR:HE2	1.49	0.61
1:C3:236:SER:OG	1:C3:243:ARG:NH2	2.34	0.60
1:E1:54:SER:OG	1:F1:285:GLN:OE1	2.18	0.60
2:I1:113:VAL:HG11	2:I1:150:LEU:HD22	1.83	0.60
2:I5:286:VAL:HB	2:I5:325:GLU:HB3	1.82	0.60
2:J4:260:PHE:HB2	2:J4:263:LEU:HG	1.82	0.60
2:K1:340:TYR:OH	2:N1:281:TYR:CA	2.49	0.60
1:N2:89:PRO:HB2	1:O2:280:LYS:NZ	2.16	0.60
1:N2:90:GLU:HG3	1:O2:280:LYS:HE3	1.83	0.60
1:N4:87:PHE:O	1:O4:283:HIS:CE1	2.54	0.60
2:O1:217:LEU:CD2	4:Y0:241:GLU:OE2	2.48	0.60
2:O3:15:GLN:CD	4:Y1:204:MET:CG	2.74	0.60
1:O4:85:GLN:O	1:P4:283:HIS:NE2	2.31	0.60
2:O5:15:GLN:NE2	4:Y2:204:MET:CG	2.45	0.60
2:O5:276:ARG:HG3	4:Y2:57:LEU:CD2	2.26	0.60
1:O6:145:THR:CB	8:O6:501:GTP:O2G	2.48	0.60

Continued on next page...

Continued from previous page...

Atom-1	Atom-2	Interatomic distance (Å)	Clash overlap (Å)
2:P1:60:VAL:HG11	2:Q0:281:TYR:CA	2.25	0.60
2:R4:406:MET:CE	6:9A:472:SER:H	2.13	0.60
2:S2:406:MET:HE1	6:9B:432:TRP:CD1	2.36	0.60
2:S6:249:ASP:OD1	2:S6:250:LEU:N	2.33	0.60
2:T0:84:ILE:C	2:U0:281:TYR:CD1	2.71	0.60
2:T2:15:GLN:OE1	2:T2:226:ASN:ND2	2.34	0.60
2:T4:245:GLN:CA	1:T5:15:GLN:HE22	2.14	0.60
2:U2:58:LYS:CE	2:V1:280:GLN:O	2.48	0.60
1:U5:180:ALA:HB3	1:U5:183:GLU:HB2	1.82	0.60
1:V0:128:GLN:N	1:W0:290:GLU:OE2	2.34	0.60
2:V5:58:LYS:CD	2:W5:280:GLN:HB3	2.31	0.60
5:3E:77:LYS:NZ	5:3F:89:LYS:NZ	2.49	0.60
5:3J:120:PHE:CE1	5:3J:178:PRO:HB3	2.35	0.60
5:4I:89:LYS:HE2	5:4H:77:LYS:HZ3	1.64	0.60
1:A0:168:GLU:HB3	1:A0:201:ALA:HA	1.82	0.60
1:A0:431:ASP:HA	3:X0:102:ARG:HH22	1.63	0.60
2:B4:58:LYS:HD3	2:C4:280:GLN:HB3	1.81	0.60
2:C2:1:MET:HE1	1:C3:96:LYS:HA	1.82	0.60
1:C3:60:LYS:HD3	1:D3:282:TYR:HA	1.82	0.60
1:E3:231:ILE:HA	1:E3:234:ILE:HD12	1.83	0.60
1:F3:137:VAL:HG21	1:F3:154:MET:HE1	1.83	0.60
2:F6:386:THR:HG22	2:F6:390:ARG:HH11	1.66	0.60
2:G1:132:GLY:HA3	2:G1:163:ILE:HG22	1.83	0.60
1:I2:336:LYS:HD3	1:I2:351:PHE:HE2	1.65	0.60
2:J2:260:PHE:HB2	2:J2:263:LEU:HG	1.81	0.60
2:K1:60:VAL:CG1	2:L1:281:TYR:HA	2.21	0.60
2:K1:248:ALA:HA	2:K1:252:LYS:HE2	1.81	0.60
2:K3:85:PHE:C	2:L3:281:TYR:CD2	2.79	0.60
1:O0:60:LYS:CE	1:P0:283:HIS:NE2	2.51	0.60
2:O3:249:ASP:OD2	1:O4:98:ASP:OD1	2.19	0.60
2:O3:324:LYS:HZ3	1:O4:214:ARG:HB2	1.65	0.60
2:O5:54:ALA:HA	2:P5:283:ALA:CA	2.31	0.60
1:P2:2:ARG:HH21	2:P3:69:GLU:HG2	1.66	0.60
2:P5:8:GLN:HB2	2:P5:65:LEU:HA	1.83	0.60
2:Q4:12:CYS:SG	9:Q4:501:GDP:C1'	2.89	0.60
2:R4:390:ARG:HG2	6:9A:476:TRP:O	2.01	0.60
2:R6:83:GLN:NE2	2:S6:280:GLN:NE2	2.48	0.60
2:S6:5:VAL:HG22	2:S6:62:ARG:HD2	1.82	0.60
1:T1:326:LYS:HD3	2:T2:220:PRO:CG	2.31	0.60
2:T6:54:ALA:N	2:U6:283:ALA:HB2	2.15	0.60
2:U0:252:LYS:N	1:U1:100:ALA:HB1	2.16	0.60

Continued on next page...

Continued from previous page...

Atom-1	Atom-2	Interatomic distance (Å)	Clash overlap (Å)
1:U5:140:SER:OG	8:U5:501:GTP:O4'	2.19	0.60
1:W0:260:VAL:HB	2:W1:397:TRP:HZ2	1.66	0.60
2:W3:125:GLU:CG	3:X2:45:LEU:H	2.14	0.60
5:1A:129:GLY:HA2	5:1A:178:PRO:CD	2.30	0.60
5:2E:129:GLY:HA2	5:2E:178:PRO:CD	2.30	0.60
5:3G:29:LEU:HD22	5:3G:83:LEU:HD21	1.83	0.60
2:A5:54:ALA:HB1	2:B4:283:ALA:N	2.16	0.60
2:B4:86:ARG:NH1	2:C4:282:ARG:HD2	2.15	0.60
2:F6:87:PRO:HB2	2:G5:278:SER:HG	1.64	0.60
2:G3:208:TYR:HE1	2:G3:225:LEU:HD21	1.66	0.60
1:H0:26:LEU:CA	5:4H:194:THR:HG21	2.32	0.60
2:H5:178:THR:HB	2:H5:181:GLU:HB2	1.81	0.60
1:I0:191:THR:HA	1:I0:194:THR:HG22	1.83	0.60
2:K3:10:GLY:O	2:K3:14:ASN:ND2	2.35	0.60
1:N0:98:ASP:O	1:N0:105:ARG:NH1	2.35	0.60
1:N4:348:PRO:CG	2:N5:384:GLN:HG2	2.31	0.60
2:N5:122:LYS:HE2	2:O5:295:ASP:CB	2.31	0.60
1:O2:357:TYR:OH	4:Y1:202:ARG:HA	2.00	0.60
2:P1:60:VAL:HG21	2:Q0:281:TYR:O	2.01	0.60
2:P3:252:LYS:HD2	1:P4:101:ASN:ND2	2.17	0.60
2:P3:346:PRO:HG3	1:P4:394:LYS:HG3	1.77	0.60
2:Q2:372:THR:HG21	2:Q2:426:GLN:HB2	1.84	0.60
2:Q4:386:THR:HA	6:9A:522:LYS:CD	2.31	0.60
1:Q5:75:ILE:HG22	1:Q5:79:ARG:HD2	1.83	0.60
2:R0:246:LEU:HD21	8:R1:501:GTP:H3'	1.82	0.60
1:R1:364:PRO:CB	5:7C:197:TYR:CE1	2.74	0.60
2:R2:42:LEU:HD13	2:R2:356:ILE:HD13	1.82	0.60
2:R6:138:SER:HB2	9:R6:501:GDP:O5'	2.00	0.60
1:S1:60:LYS:HB2	1:T1:282:TYR:O	2.00	0.60
2:T0:324:LYS:HG3	1:T1:222:PRO:HD2	1.83	0.60
2:T0:425:TYR:HE1	1:T1:401:LYS:NZ	2.00	0.60
1:T5:12:ALA:CA	8:T5:501:GTP:N7	2.65	0.60
1:V4:292:THR:HG21	1:V4:331:ALA:HB1	1.82	0.60
2:W5:344:TRP:CB	1:W6:401:LYS:HE2	2.31	0.60
5:1B:29:LEU:HD22	5:1B:83:LEU:HD21	1.83	0.60
5:1E:203:ARG:HG2	5:1E:208:LEU:HB2	1.83	0.60
5:2A:129:GLY:HA2	5:2A:178:PRO:CD	2.30	0.60
5:2B:29:LEU:HD22	5:2B:83:LEU:HD21	1.83	0.60
5:3D:129:GLY:HA2	5:3D:178:PRO:CD	2.30	0.60
5:4H:129:GLY:HA2	5:4H:178:PRO:CD	2.30	0.60
5:5A:7:HIS:HE1	5:5A:197:TYR:HE2	1.49	0.60

Continued on next page...

Continued from previous page...

Atom-1	Atom-2	Interatomic distance (Å)	Clash overlap (Å)
2:A1:53:GLU:C	2:B0:283:ALA:HB2	2.26	0.60
1:A2:56:THR:HG23	1:B1:285:GLN:CA	2.28	0.60
1:A2:280:LYS:CD	1:M2:89:PRO:CG	2.78	0.60
1:A4:89:PRO:CG	1:B3:280:LYS:HE3	2.27	0.60
2:A5:55:THR:CB	2:B4:283:ALA:HA	2.31	0.60
2:D0:19:LYS:NZ	2:D0:223:GLY:O	2.34	0.60
1:E1:90:GLU:OE1	1:F1:280:LYS:HD2	2.01	0.60
2:E6:67:ASP:HA	2:E6:143:THR:HG21	1.83	0.60
2:F0:5:VAL:HA	2:F0:62:ARG:HG2	1.82	0.60
1:F1:88:HIS:NE2	1:G0:283:HIS:CB	2.50	0.60
2:H3:113:VAL:HG11	2:H3:150:LEU:HD22	1.84	0.60
2:I3:113:VAL:HG11	2:I3:150:LEU:HD22	1.83	0.60
1:I4:60:LYS:HZ2	2:J4:280:GLN:CG	2.14	0.60
1:K0:308:ARG:HB3	1:N0:282:TYR:C	2.25	0.60
1:N0:1:MET:HE1	2:N1:94:GLN:CG	2.15	0.60
1:N4:325:PRO:HG2	2:N5:222:TYR:CD1	2.36	0.60
1:O4:128:GLN:HG2	1:P4:290:GLU:OE2	2.01	0.60
1:Q3:109:THR:HG23	1:Q3:110:ILE:HG13	1.84	0.60
2:R0:252:LYS:HD2	1:R1:101:ASN:OD1	2.02	0.60
2:R2:122:LYS:HG2	2:S2:291:GLN:CG	2.30	0.60
2:R6:256:ASN:HD22	2:R6:350:LYS:HG3	1.66	0.60
2:S2:404:ASP:HB2	6:9B:429:TYR:CE2	2.37	0.60
1:S5:86:LEU:C	1:T5:283:HIS:CE1	2.62	0.60
1:T3:56:THR:CB	1:U3:285:GLN:HB2	2.30	0.60
2:V3:129:CYS:SG	1:V4:96:LYS:HB3	2.41	0.60
1:W6:12:ALA:CB	8:W6:501:GTP:C8	2.79	0.60
5:2D:116:ILE:HD11	5:2D:198:PHE:CE2	2.37	0.60
5:3E:144:HIS:CB	5:3E:204:THR:CG2	2.65	0.60
5:4J:129:GLY:HA2	5:4J:178:PRO:CD	2.30	0.60
6:9A:544:LYS:O	6:9A:548:THR:HG23	2.01	0.60
5:2J:116:ILE:HD11	5:2J:198:PHE:CZ	2.36	0.60
5:6B:116:ILE:HD11	5:6B:198:PHE:CE2	2.37	0.60
5:5B:144:HIS:HB3	5:5B:204:THR:HG22	1.78	0.60
1:A0:377:MET:HE2	1:A0:379:SER:HB3	1.83	0.60
1:A4:280:LYS:HE3	1:M4:89:PRO:CB	2.31	0.60
2:B4:295:ASP:OD2	2:B4:297:LYS:NZ	2.33	0.60
1:C1:88:HIS:CE1	1:D1:284:GLU:OE1	2.54	0.60
2:C2:232:THR:HG21	2:C2:268:PRO:HB3	1.84	0.60
1:C3:89:PRO:HB3	1:D3:279:GLU:CD	2.25	0.60
1:C5:89:PRO:C	1:D5:280:LYS:HD3	2.26	0.60
1:C5:90:GLU:N	1:D5:280:LYS:HD3	2.16	0.60

Continued on next page...

Continued from previous page...

Atom-1	Atom-2	Interatomic distance (Å)	Clash overlap (Å)
2:E4:56:GLY:CA	5:2J:154:SER:HB3	2.31	0.60
2:G5:54:ALA:HA	2:H5:283:ALA:HA	0.62	0.60
1:H0:60:LYS:HD2	1:I0:282:TYR:CZ	2.37	0.60
2:N1:58:LYS:HD3	2:O1:280:GLN:C	2.25	0.60
2:O3:129:CYS:SG	1:O4:96:LYS:CG	2.89	0.60
1:O4:60:LYS:HZ3	1:P4:283:HIS:CE1	2.19	0.60
1:O4:326:LYS:HZ1	2:O5:212:PHE:CB	2.11	0.60
2:P1:282:ARG:NH2	2:P1:292:GLN:OE1	2.35	0.60
1:Q1:26:LEU:HD22	1:Q1:363:VAL:HG12	1.84	0.60
1:R3:346:TRP:CE2	2:R4:387:ALA:HA	2.37	0.60
1:R5:12:ALA:HB2	8:R5:501:GTP:C8	2.33	0.60
2:S4:323:MET:HG3	1:S5:224:TYR:CD1	2.35	0.60
1:T3:326:LYS:HZ3	2:T4:208:TYR:CB	2.14	0.60
1:T5:37:PRO:HG2	5:5A:195:ASP:HB2	1.83	0.60
2:T6:144:GLY:N	9:T6:501:GDP:PB	2.75	0.60
2:U2:125:GLU:CB	2:V1:336:LYS:HZ1	2.15	0.60
2:U4:55:THR:N	2:V3:282:ARG:O	2.34	0.60
1:V4:124:LYS:HZ1	1:W4:294:ALA:HA	1.67	0.60
5:1E:129:GLY:HA2	5:1E:178:PRO:CD	2.30	0.60
5:2E:144:HIS:HB3	5:2E:204:THR:HG22	1.77	0.60
5:5C:29:LEU:HD22	5:5C:83:LEU:HD21	1.83	0.60
1:A2:283:HIS:CD2	1:M2:60:LYS:NZ	2.69	0.60
1:A4:400:ALA:HA	3:X2:52:THR:OG1	1.97	0.60
1:C3:124:LYS:HE2	1:D3:290:GLU:CG	2.27	0.60
2:C4:30:ILE:HD11	2:C4:47:ILE:HD11	1.82	0.60
2:C4:282:ARG:NH2	2:C4:288:GLU:OE1	2.34	0.60
2:D6:8:GLN:HB2	2:D6:65:LEU:HA	1.83	0.60
2:D6:17:GLY:HA2	2:D6:20:PHE:HB3	1.83	0.60
2:D6:354:CYS:SG	2:D6:355:ASP:N	2.70	0.60
2:F0:165:ASN:HD21	2:F0:200:TYR:HE1	1.49	0.60
1:F1:278:ALA:HB1	5:4J:9:ARG:HH11	1.65	0.60
2:F4:313:VAL:HB	2:F4:349:VAL:HG22	1.83	0.60
1:G2:220:GLU:OE1	5:3I:150:ASN:CB	2.50	0.60
2:I5:87:PRO:CG	1:J5:280:LYS:HG3	2.16	0.60
1:J1:286:LEU:O	1:J1:373:ARG:NH1	2.34	0.60
2:J6:55:THR:HG23	2:K5:283:ALA:HA	1.84	0.60
1:M6:50:ASN:O	1:M6:64:ARG:NH1	2.34	0.60
1:N6:88:HIS:CD2	1:O6:284:GLU:HB3	2.36	0.60
2:O1:217:LEU:HD23	4:Y0:241:GLU:CD	2.26	0.60
2:P3:113:VAL:HG11	2:P3:150:LEU:HD22	1.83	0.60
2:P5:331:LEU:HD21	1:P6:176:GLN:OE1	2.02	0.60

Continued on next page...

Continued from previous page...

Atom-1	Atom-2	Interatomic distance (Å)	Clash overlap (Å)
1:P6:88:HIS:CE1	1:Q5:280:LYS:HG2	2.36	0.60
2:R4:12:CYS:SG	9:R4:501:GDP:C4	2.95	0.60
2:R4:390:ARG:CG	6:9A:476:TRP:O	2.49	0.60
1:S1:56:THR:HA	1:T1:285:GLN:HB3	1.83	0.60
1:S1:326:LYS:HD2	2:S2:212:PHE:HE1	1.63	0.60
1:S3:353:VAL:HG22	2:S4:177:ASP:CB	2.31	0.60
2:S4:52:ASN:OD1	2:S4:62:ARG:NH2	2.34	0.60
1:S5:88:HIS:N	1:T5:283:HIS:NE2	2.50	0.60
2:U0:346:PRO:HD2	1:U1:398:MET:HE2	1.83	0.60
1:U5:124:LYS:HE3	1:V4:293:ASN:O	2.01	0.60
2:V1:261:PRO:HG3	1:V2:406:HIS:ND1	2.16	0.60
1:V2:326:LYS:HD3	2:V3:220:PRO:HD2	1.82	0.60
2:V3:350:LYS:HG3	1:V4:180:ALA:HA	1.82	0.60
2:W3:67:ASP:O	2:W3:92:PHE:HA	2.01	0.60
2:W3:271:ALA:HB2	2:W3:293:MET:HG2	1.84	0.60
3:X0:74:PRO:HD2	3:X0:169:ASP:HA	1.82	0.60
5:1E:29:LEU:HD22	5:1E:83:LEU:HD21	1.83	0.60
5:2A:72:ALA:HB2	5:2B:121:ARG:NE	2.14	0.60
5:3H:77:LYS:HZ1	5:3I:99:GLU:CG	2.13	0.60
5:3H:129:GLY:HA2	5:3H:178:PRO:CD	2.30	0.60
5:5D:192:ILE:HG13	5:5D:198:PHE:CD1	2.37	0.60
1:A2:285:GLN:HG3	1:M2:56:THR:HA	1.83	0.60
1:A6:431:ASP:CG	3:X3:102:ARG:HH22	2.08	0.60
2:B0:10:GLY:O	2:B0:14:ASN:ND2	2.35	0.60
1:C1:88:HIS:HE2	1:D1:284:GLU:HB3	1.65	0.60
2:E0:84:ILE:O	2:F0:281:TYR:CE1	2.54	0.60
2:E2:260:PHE:HB2	2:E2:263:LEU:HG	1.84	0.60
2:E6:86:ARG:HH12	2:F6:282:ARG:NE	1.99	0.60
2:F4:285:THR:HG22	5:2J:150:ASN:O	2.02	0.60
2:F4:362:LYS:HG3	5:2J:148:TYR:CE1	2.37	0.60
1:F5:9:VAL:HG12	1:F5:68:VAL:HB	1.84	0.60
2:F6:382:SER:HB2	2:F6:415:MET:HE2	1.84	0.60
2:G1:193:VAL:HG13	2:G1:194:GLU:HG2	1.83	0.60
2:G5:232:THR:HG21	2:G5:268:PRO:HB3	1.83	0.60
2:I1:86:ARG:HA	1:J1:283:HIS:HB2	1.83	0.60
2:I3:68:LEU:HD22	2:I3:108:GLU:HG3	1.84	0.60
2:L5:324:LYS:HD2	1:L6:220:GLU:HB2	1.82	0.60
2:L5:325:GLU:N	1:L6:221:ARG:HG2	2.14	0.60
2:N1:87:PRO:CG	2:O1:278:SER:CB	2.70	0.60
2:O5:8:GLN:NE2	2:O5:136:THR:OG1	2.32	0.60
1:P2:1:MET:HE1	2:P3:94:GLN:HB3	1.83	0.60

Continued on next page...

Continued from previous page...

Atom-1	Atom-2	Interatomic distance (Å)	Clash overlap (Å)
1:P6:88:HIS:HA	1:Q5:283:HIS:ND1	2.16	0.60
1:Q1:348:PRO:CG	2:Q2:384:GLN:HG2	2.32	0.60
2:Q2:255:VAL:HG11	1:Q3:100:ALA:O	2.02	0.60
1:Q3:218:ASP:OD2	1:Q3:280:LYS:NZ	2.35	0.60
1:R3:26:LEU:HD12	1:R3:363:VAL:HG12	1.84	0.60
2:S6:204:ASN:CG	9:S6:501:GDP:O2'	2.44	0.60
1:T1:56:THR:HB	1:U1:285:GLN:HB2	1.84	0.60
1:T5:145:THR:OG1	8:T5:501:GTP:O1G	2.20	0.60
2:U2:327:ASP:HB3	1:U3:177:VAL:CG1	2.32	0.60
1:U5:89:PRO:CD	1:V4:280:LYS:CG	2.79	0.60
1:U5:251:ASP:H	1:U5:254:GLU:HB2	1.66	0.60
2:U6:53:GLU:O	2:V5:283:ALA:HB3	2.01	0.60
2:V1:122:LYS:HA	2:W1:291:GLN:HE22	1.51	0.60
1:V2:254:GLU:CG	2:V3:98:GLY:C	2.73	0.60
2:V3:86:ARG:HB3	2:W3:281:TYR:HB2	1.82	0.60
1:V4:42:ILE:N	7:8C:313:ARG:NH2	2.50	0.60
2:W1:125:GLU:C	3:X1:17:ILE:HG23	2.26	0.60
2:W3:3:GLU:HG2	2:W3:62:ARG:HH12	1.66	0.60
2:W3:125:GLU:CG	3:X2:44:SER:OG	2.48	0.60
5:1A:29:LEU:HD22	5:1A:83:LEU:HD21	1.83	0.60
5:1B:112:ARG:HD3	5:1B:198:PHE:CD1	2.36	0.60
5:1B:120:PHE:CE1	5:1B:178:PRO:HB3	2.35	0.60
5:1C:29:LEU:HD22	5:1C:83:LEU:HD21	1.83	0.60
5:1E:112:ARG:HB3	5:1E:198:PHE:HD2	1.67	0.60
5:1E:197:TYR:CE1	5:1E:201:MET:HB2	2.36	0.60
5:1F:29:LEU:HD22	5:1F:83:LEU:HD21	1.83	0.60
5:7D:192:ILE:HG13	5:7D:198:PHE:CD1	2.37	0.60
2:A5:54:ALA:HA	2:B4:283:ALA:H	1.66	0.60
1:A6:430:LYS:HE3	3:X3:92:GLN:HE22	1.67	0.60
1:C1:211:ASP:OD2	1:C1:215:ARG:NH1	2.35	0.60
2:C2:354:CYS:SG	2:C2:355:ASP:N	2.74	0.60
2:E2:87:PRO:HG2	2:F2:278:SER:HG	1.65	0.60
2:E2:318:ARG:HD3	2:E2:358:PRO:HD3	1.83	0.60
1:E3:60:LYS:HZ1	1:F3:283:HIS:HE2	1.48	0.60
2:E6:58:LYS:HZ2	2:F6:280:GLN:CG	2.08	0.60
2:F4:54:ALA:HA	2:G3:283:ALA:CA	2.31	0.60
2:F6:54:ALA:HA	2:G5:283:ALA:HA	1.82	0.60
2:H3:60:VAL:HG11	2:I3:281:TYR:O	2.01	0.60
1:J1:31:GLN:HE22	5:3G:199:ILE:HD13	1.67	0.60
1:N0:33:ASP:OD1	1:O0:282:TYR:OH	2.19	0.60
1:N0:40:LYS:HE2	4:Y0:255:LYS:NZ	2.17	0.60

Continued on next page...

Continued from previous page...

Atom-1	Atom-2	Interatomic distance (Å)	Clash overlap (Å)
1:O2:260:VAL:HB	2:O3:397:TRP:HE1	1.67	0.60
2:O5:258:VAL:CG1	1:O6:407:TRP:HE1	2.04	0.60
2:P5:272:PRO:HG3	2:P5:364:SER:HA	1.82	0.60
2:Q2:60:VAL:HG11	2:R2:281:TYR:O	2.02	0.60
2:R2:408:PHE:HB2	6:9B:476:TRP:HE1	1.66	0.60
1:R3:381:THR:HG22	1:R3:383:ALA:H	1.66	0.60
1:R5:87:PHE:C	1:S5:283:HIS:CD2	2.79	0.60
1:R5:377:MET:HE2	1:R5:379:SER:HB3	1.83	0.60
1:S1:88:HIS:HA	1:T1:283:HIS:NE2	2.17	0.60
1:S1:90:GLU:CD	1:T1:280:LYS:NZ	2.56	0.60
1:S3:90:GLU:HG3	1:T3:280:LYS:CE	2.29	0.60
1:U3:206:ASN:OD1	8:U3:501:GTP:N2	2.34	0.60
1:V0:180:ALA:HB3	1:V0:183:GLU:HG3	1.84	0.60
1:V4:372:GLN:OE1	1:V4:373:ARG:NH1	2.35	0.60
2:W1:282:ARG:HH21	2:W1:284:LEU:HD21	1.65	0.60
1:W2:90:GLU:CG	3:X1:4:ASN:HB3	2.32	0.60
5:1C:36:ARG:HH21	5:1D:121:ARG:CZ	2.10	0.60
5:1E:11:MET:HB2	5:1E:191:SER:HB3	1.81	0.60
5:2E:29:LEU:HD22	5:2E:83:LEU:HD21	1.83	0.60
5:2F:29:LEU:HD22	5:2F:83:LEU:HD21	1.83	0.60
5:4J:29:LEU:HD22	5:4J:83:LEU:HD21	1.83	0.60
1:A6:427:ALA:CB	3:X3:102:ARG:NE	2.54	0.60
2:B0:86:ARG:NH2	2:C0:282:ARG:HA	2.17	0.60
1:C1:128:GLN:CD	1:D1:287:SER:HG	2.05	0.60
2:D0:375:GLN:HE22	2:D0:419:VAL:HB	1.65	0.60
1:E1:128:GLN:CD	1:F1:290:GLU:OE2	2.45	0.60
1:K0:88:HIS:CG	1:L0:283:HIS:CB	2.79	0.60
2:K1:306:ARG:HB3	2:N1:281:TYR:CE2	2.25	0.60
1:K4:309:HIS:ND1	1:N4:282:TYR:CD1	2.44	0.60
2:L1:174:LYS:NZ	2:L1:205:GLU:OE2	2.35	0.60
1:M2:292:THR:HG21	1:M2:331:ALA:HB1	1.83	0.60
2:O5:256:ASN:HD21	1:O6:101:ASN:HD22	1.50	0.60
1:P2:2:ARG:NH2	2:P3:70:PRO:CD	2.63	0.60
1:P2:62:VAL:HG21	1:Q1:283:HIS:C	2.26	0.60
2:Q4:69:GLU:HG2	2:Q4:71:GLY:H	1.66	0.60
2:R0:318:ARG:HD3	2:R0:358:PRO:HD3	1.83	0.60
2:R2:428:ALA:HB1	1:R3:401:LYS:HE3	1.84	0.60
2:T2:60:VAL:HG11	2:U2:281:TYR:HB3	1.83	0.60
1:U1:60:LYS:CE	1:V0:282:TYR:C	2.75	0.60
2:U6:12:CYS:SG	9:U6:501:GDP:N9	2.73	0.60
1:W0:212:ILE:HD11	1:W0:300:ASN:HA	1.84	0.60

Continued on next page...

Continued from previous page...

Atom-1	Atom-2	Interatomic distance (Å)	Clash overlap (Å)
5:1B:46:ARG:CD	5:1B:166:PHE:CD1	2.85	0.60
5:1F:112:ARG:HB3	5:1F:198:PHE:HD2	1.66	0.60
5:2F:46:ARG:CD	5:2F:166:PHE:CD1	2.85	0.60
5:3H:144:HIS:CB	5:3H:204:THR:CG2	2.65	0.60
5:2H:46:ARG:CD	5:2H:166:PHE:CD1	2.85	0.60
5:4I:29:LEU:HD22	5:4I:83:LEU:HD21	1.83	0.60
5:6D:46:ARG:CD	5:6D:166:PHE:CD1	2.85	0.60
5:6D:192:ILE:HG13	5:6D:198:PHE:CD1	2.37	0.60
2:D6:86:ARG:HE	2:D6:87:PRO:HD2	1.67	0.60
2:F4:412:GLU:HA	2:F4:415:MET:HE2	1.83	0.60
1:H4:104:ALA:O	1:H4:108:TYR:HB2	2.02	0.60
1:I0:218:ASP:OD2	1:I0:280:LYS:NZ	2.34	0.60
1:J5:168:GLU:HB2	1:J5:201:ALA:HA	1.84	0.60
1:K0:308:ARG:CD	1:N0:283:HIS:HA	2.28	0.60
1:K2:309:HIS:ND1	1:N2:282:TYR:CB	2.54	0.60
1:M0:32:PRO:HD3	5:3D:196:VAL:HG13	1.84	0.60
1:N0:251:ASP:OD1	1:N0:252:LEU:N	2.34	0.60
2:N1:2:ARG:HH22	1:N2:73:THR:CG2	2.14	0.60
2:N1:60:VAL:HG11	2:O1:281:TYR:C	2.25	0.60
1:N2:325:PRO:HG2	2:N3:222:TYR:CE1	2.37	0.60
1:N4:89:PRO:CG	1:O4:280:LYS:CA	2.79	0.60
2:N5:54:ALA:HA	2:O5:283:ALA:CA	2.32	0.60
2:O3:405:GLU:O	6:9B:604:GLU:OE2	2.19	0.60
1:P0:115:ILE:HD12	1:P0:152:LEU:HD13	1.82	0.60
2:P3:331:LEU:HD13	1:P4:176:GLN:O	2.01	0.60
2:P5:163:ILE:HD11	2:P5:251:ARG:HG3	1.84	0.60
2:Q2:247:ASN:H	1:Q3:11:GLN:HE22	1.49	0.60
2:Q4:58:LYS:HZ2	2:R4:280:GLN:CB	2.11	0.60
1:Q5:86:LEU:C	1:R5:283:HIS:HE2	2.10	0.60
1:Q5:128:GLN:HE22	1:R5:285:GLN:CG	2.06	0.60
2:R4:54:ALA:HB1	2:S4:283:ALA:HA	1.84	0.60
2:S4:54:ALA:HB1	2:T4:282:ARG:O	2.01	0.60
1:S5:320:ARG:HD3	1:S5:360:PRO:HG3	1.84	0.60
2:T2:84:ILE:HA	2:U2:281:TYR:CE1	2.36	0.60
1:T5:56:THR:HB	1:U5:285:GLN:HB2	1.82	0.60
1:U5:56:THR:HG23	1:V4:284:GLU:O	2.00	0.60
2:V1:87:PRO:HB2	2:W1:278:SER:HB2	1.80	0.60
2:W5:213:ARG:O	2:W5:216:LYS:NZ	2.32	0.60
4:Y2:263:GLU:HB3	4:Y2:309:LYS:HD3	1.83	0.60
5:1A:46:ARG:CD	5:1A:166:PHE:CD1	2.85	0.60
5:3H:77:LYS:HZ3	5:3I:89:LYS:HE2	1.65	0.60

Continued on next page...

Continued from previous page...

Atom-1	Atom-2	Interatomic distance (Å)	Clash overlap (Å)
5:2H:29:LEU:HD22	5:2H:83:LEU:HD21	1.83	0.60
5:5C:46:ARG:CD	5:5C:166:PHE:CD1	2.85	0.60
2:C4:347:ASN:ND2	1:C5:180:ALA:O	2.34	0.59
2:D2:122:LYS:CG	2:E2:291:GLN:HE21	2.06	0.59
2:E2:54:ALA:HB1	2:F2:283:ALA:N	2.15	0.59
2:G1:125:GLU:OE1	2:H1:291:GLN:CD	2.45	0.59
1:G2:364:PRO:HG3	5:3I:197:TYR:HA	1.84	0.59
2:I1:252:LYS:O	2:I1:256:ASN:ND2	2.35	0.59
2:I3:55:THR:HG22	1:J3:372:GLN:CD	2.27	0.59
2:I5:55:THR:CA	1:J5:372:GLN:HE21	2.15	0.59
1:J1:60:LYS:HE3	1:K0:283:HIS:CD2	2.37	0.59
2:K3:86:ARG:HB2	2:L3:281:TYR:HB3	1.84	0.59
2:N3:289:LEU:HD11	2:N3:363:MET:HG2	1.83	0.59
1:N4:60:LYS:HD2	1:O4:282:TYR:CZ	2.37	0.59
1:N4:171:ILE:HD12	8:N4:501:GTP:HN22	1.67	0.59
1:N4:349:THR:HG21	2:N5:182:PRO:HD3	1.84	0.59
1:O0:357:TYR:CZ	4:Y0:202:ARG:HA	2.37	0.59
1:O4:261:PRO:HB3	2:O5:394:PHE:CE2	2.37	0.59
2:P1:256:ASN:HB3	1:P2:181:VAL:HG12	1.84	0.59
1:R3:258:ASN:OD1	2:R4:179:VAL:HG12	2.02	0.59
2:S4:86:ARG:HB2	2:T4:281:TYR:HD2	1.67	0.59
1:S5:192:HIS:ND1	1:S5:424:ASP:OD2	2.31	0.59
2:U0:251:ARG:HD2	1:U1:105:ARG:NH1	2.17	0.59
1:U3:98:ASP:O	1:U3:105:ARG:NH1	2.35	0.59
1:U5:140:SER:CB	8:U5:501:GTP:O4'	2.49	0.59
2:U6:248:ALA:HA	2:U6:252:LYS:HD3	1.83	0.59
2:V1:334:GLN:HE22	2:V1:348:ASN:H	1.49	0.59
1:V2:276:ILE:HG13	1:V2:280:LYS:HB2	1.82	0.59
2:V3:86:ARG:HA	2:W3:281:TYR:HB2	1.84	0.59
1:V4:128:GLN:HE21	1:W4:285:GLN:CD	2.10	0.59
1:W2:329:ASN:ND2	2:W3:208:TYR:HE2	2.00	0.59
5:1A:144:HIS:HB3	5:1A:204:THR:HG22	1.78	0.59
5:2B:46:ARG:CD	5:2B:166:PHE:CD1	2.85	0.59
5:3D:46:ARG:CD	5:3D:166:PHE:CD1	2.85	0.59
5:3E:29:LEU:HD22	5:3E:83:LEU:HD21	1.83	0.59
5:7C:29:LEU:HD22	5:7C:83:LEU:HD21	1.83	0.59
5:6A:7:HIS:HE1	5:6A:197:TYR:HE2	1.49	0.59
5:5D:29:LEU:HD22	5:5D:83:LEU:HD21	1.83	0.59
5:2G:29:LEU:HD22	5:2G:83:LEU:HD21	1.83	0.59
1:A4:419:SER:O	3:X2:108:TYR:OH	2.19	0.59
1:A6:280:LYS:CG	1:M6:89:PRO:CG	2.54	0.59

Continued on next page...

Continued from previous page...

Atom-1	Atom-2	Interatomic distance (Å)	Clash overlap (Å)
1:B3:128:GLN:HE21	1:C3:285:GLN:HB3	1.63	0.59
2:D0:54:ALA:CB	2:E0:283:ALA:CB	2.70	0.59
1:E3:97:GLU:OE2	1:E3:105:ARG:NH2	2.29	0.59
1:F3:172:TYR:HH	1:F3:388:TRP:CD1	2.20	0.59
2:F6:314:ALA:HB3	2:F6:368:ILE:HB	1.82	0.59
1:H4:364:PRO:HD3	5:2H:197:TYR:CD2	2.36	0.59
2:H5:421:GLU:HA	2:H5:424:GLN:HG2	1.84	0.59
2:I1:87:PRO:HG2	1:J1:280:LYS:HG2	1.83	0.59
1:I4:62:VAL:HG22	2:J4:281:TYR:CA	2.25	0.59
1:J5:85:GLN:C	1:K4:283:HIS:HE2	2.07	0.59
2:K1:245:GLN:NE2	2:K1:323:MET:SD	2.75	0.59
2:K5:163:ILE:HD11	2:K5:251:ARG:HG3	1.82	0.59
1:L0:326:LYS:HE2	2:L1:212:PHE:HB2	1.84	0.59
1:N0:195:LEU:HD23	1:N0:264:ARG:HG2	1.84	0.59
2:Q0:113:VAL:HG21	2:Q0:150:LEU:HD22	1.84	0.59
2:Q0:246:LEU:HD11	8:Q1:501:GTP:C2'	2.32	0.59
2:Q4:406:MET:N	6:9A:511:GLU:CB	2.09	0.59
1:R3:254:GLU:OE2	2:R4:99:ASN:ND2	2.34	0.59
2:R4:419:VAL:O	2:R4:423:GLN:NE2	2.35	0.59
2:S0:24:ILE:HA	2:S0:27:GLU:HB2	1.84	0.59
1:S5:88:HIS:CA	1:T5:283:HIS:NE2	2.59	0.59
1:S5:435:VAL:HA	2:S6:391:ARG:HH21	1.65	0.59
1:T1:56:THR:HB	1:U1:285:GLN:CB	2.32	0.59
1:T1:147:SER:HB2	1:T1:190:THR:HG21	1.83	0.59
1:T1:435:VAL:O	2:T2:391:ARG:NH2	2.36	0.59
1:U3:127:ASP:CG	1:V2:338:LYS:CE	2.75	0.59
1:V0:124:LYS:HG2	1:W0:290:GLU:OE1	2.02	0.59
2:W5:1:MET:HG2	1:W6:72:PRO:HG3	1.84	0.59
5:1D:46:ARG:CD	5:1D:166:PHE:CD1	2.85	0.59
5:1F:46:ARG:CD	5:1F:166:PHE:CD1	2.85	0.59
5:2A:46:ARG:CD	5:2A:166:PHE:CD1	2.86	0.59
5:2A:144:HIS:HB3	5:2A:204:THR:HG22	1.78	0.59
5:2D:46:ARG:CD	5:2D:166:PHE:CD1	2.85	0.59
5:3E:46:ARG:CD	5:3E:166:PHE:CD1	2.85	0.59
5:3G:144:HIS:CB	5:3G:204:THR:CG2	2.65	0.59
5:7A:7:HIS:HE1	5:7A:197:TYR:HE2	1.49	0.59
5:6A:144:HIS:HB3	5:6A:204:THR:HG22	1.77	0.59
5:5B:29:LEU:HD22	5:5B:83:LEU:HD21	1.83	0.59
5:2G:46:ARG:CD	5:2G:166:PHE:CD1	2.85	0.59
1:A6:196:GLU:CG	3:X3:115:LYS:HZ1	2.14	0.59
1:A6:423:GLU:CG	3:X3:104:ARG:HH11	2.12	0.59

Continued on next page...

Continued from previous page...

Atom-1	Atom-2	Interatomic distance (Å)	Clash overlap (Å)
1:F3:365:GLY:H	5:3J:6:ARG:HH21	1.47	0.59
2:I3:54:ALA:HA	1:J3:285:GLN:HA	1.84	0.59
1:J5:172:TYR:HH	1:J5:388:TRP:CD1	2.20	0.59
1:K0:308:ARG:NH1	1:N0:283:HIS:CB	2.65	0.59
2:L1:60:VAL:HG11	2:M1:280:GLN:O	2.01	0.59
2:L5:289:LEU:HD13	2:L5:363:MET:HE2	1.83	0.59
1:N0:38:SER:HA	4:Y0:255:LYS:HZ3	1.68	0.59
2:N1:248:ALA:HA	2:N1:252:LYS:HD3	1.84	0.59
1:N2:123:ARG:NH2	1:O2:293:ASN:O	2.35	0.59
2:N5:86:ARG:NH1	2:O5:282:ARG:HB2	2.17	0.59
1:P0:1:MET:CE	2:P1:94:GLN:CD	2.75	0.59
1:P4:87:PHE:O	1:Q3:283:HIS:CD2	2.55	0.59
1:P4:329:ASN:CG	2:P5:175:VAL:HG13	2.27	0.59
1:P6:171:ILE:HD11	8:P6:501:GTP:N2	2.16	0.59
2:Q0:237:THR:HG22	2:Q0:250:LEU:HD11	1.85	0.59
1:Q5:12:ALA:HB1	8:Q5:501:GTP:N7	2.16	0.59
1:R1:262:TYR:CE1	2:R2:393:ALA:CA	2.84	0.59
2:R6:83:GLN:C	2:S6:281:TYR:OH	2.45	0.59
2:S4:170:VAL:HG21	2:S4:377:LEU:HD11	1.84	0.59
2:S4:256:ASN:HD21	1:S5:182:VAL:HG22	1.67	0.59
1:S5:348:PRO:HG3	2:S6:384:GLN:HG2	1.82	0.59
2:S6:12:CYS:SG	9:S6:501:GDP:C1'	2.89	0.59
2:V3:86:ARG:NH1	2:W3:282:ARG:HG3	2.17	0.59
5:1D:77:LYS:NZ	5:1E:89:LYS:NZ	2.49	0.59
5:2A:29:LEU:HD22	5:2A:83:LEU:HD21	1.83	0.59
5:2I:29:LEU:HD22	5:2I:83:LEU:HD21	1.83	0.59
5:3I:46:ARG:CD	5:3I:166:PHE:CD1	2.85	0.59
5:4I:46:ARG:CD	5:4I:166:PHE:CD1	2.85	0.59
5:2J:29:LEU:HD22	5:2J:83:LEU:HD21	1.83	0.59
5:7C:46:ARG:CD	5:7C:166:PHE:CD1	2.86	0.59
5:1G:29:LEU:HD22	5:1G:83:LEU:HD21	1.83	0.59
1:A2:396:ASP:OD2	3:X1:55:SER:OG	2.20	0.59
2:A5:113:VAL:HG11	2:A5:150:LEU:HD22	1.85	0.59
2:A5:237:THR:HG22	2:A5:250:LEU:HD21	1.84	0.59
2:B0:1:MET:HE3	1:B1:96:LYS:HA	1.84	0.59
2:D4:325:GLU:H	1:D5:221:ARG:HH11	1.51	0.59
1:D5:236:SER:O	1:D5:243:ARG:NH2	2.36	0.59
2:D6:54:ALA:HB1	2:E6:282:ARG:C	2.27	0.59
2:I5:139:LEU:HB2	2:I5:171:PRO:HD3	1.85	0.59
2:K3:237:THR:HG22	2:K3:250:LEU:HD21	1.83	0.59
2:L5:130:LEU:O	2:L5:162:ARG:NH1	2.35	0.59

Continued on next page...

Continued from previous page...

Atom-1	Atom-2	Interatomic distance (Å)	Clash overlap (Å)
1:N0:2:ARG:HD2	2:N1:70:PRO:HD2	1.85	0.59
1:N0:179:THR:HB	8:N0:501:GTP:O3'	2.02	0.59
1:N2:86:LEU:CA	1:O2:283:HIS:CE1	2.85	0.59
2:N5:238:THR:HG21	2:N5:318:ARG:HD2	1.84	0.59
2:N5:271:ALA:HB3	2:N5:365:ALA:CB	2.31	0.59
2:N5:350:LYS:HG3	1:N6:179:THR:O	2.02	0.59
1:N6:140:SER:CB	8:N6:501:GTP:O2B	2.51	0.59
1:N6:145:THR:HB	8:N6:501:GTP:O1G	2.02	0.59
1:N6:180:ALA:HB3	1:N6:183:GLU:HB2	1.84	0.59
2:O5:324:LYS:HZ3	1:O6:214:ARG:HB2	1.66	0.59
2:O5:409:THR:CG2	6:9A:600:ILE:O	2.44	0.59
1:O6:10:GLY:C	8:O6:501:GTP:O1B	2.45	0.59
2:P5:60:VAL:HG21	2:Q4:281:TYR:O	2.02	0.59
1:Q1:352:LYS:HA	2:Q2:177:ASP:C	2.27	0.59
1:R1:248:LEU:HD11	9:R2:501:GDP:O1A	2.01	0.59
2:R2:412:GLU:HA	2:R2:415:MET:HE2	1.84	0.59
2:R4:86:ARG:HH12	2:S4:282:ARG:CD	2.10	0.59
2:R6:85:PHE:O	2:S6:281:TYR:CE1	2.55	0.59
2:S6:53:GLU:OE1	2:T6:283:ALA:HB1	2.03	0.59
2:S6:60:VAL:CG2	2:T6:281:TYR:O	2.43	0.59
2:S6:86:ARG:HE	2:T6:281:TYR:HB2	1.66	0.59
1:U3:292:THR:HG21	1:U3:331:ALA:HB1	1.83	0.59
2:V1:122:LYS:CB	2:W1:291:GLN:HE21	2.16	0.59
1:V4:85:GLN:CA	1:W4:283:HIS:CE1	2.81	0.59
1:V4:90:GLU:CA	1:W4:280:LYS:HZ1	2.16	0.59
1:W6:133:GLN:NE2	1:W6:251:ASP:OD1	2.35	0.59
5:1B:144:HIS:CB	5:1B:204:THR:CG2	2.65	0.59
5:1E:46:ARG:CD	5:1E:166:PHE:CD1	2.85	0.59
5:1E:203:ARG:HA	5:1E:208:LEU:HB2	1.83	0.59
5:2C:29:LEU:HD22	5:2C:83:LEU:HD21	1.83	0.59
5:2C:46:ARG:CD	5:2C:166:PHE:CD1	2.85	0.59
5:3C:29:LEU:HD22	5:3C:83:LEU:HD21	1.83	0.59
5:3H:29:LEU:HD22	5:3H:83:LEU:HD21	1.83	0.59
5:4J:46:ARG:CD	5:4J:166:PHE:CD1	2.85	0.59
5:2H:148:TYR:CE2	5:2H:155:GLU:HG2	2.37	0.59
5:7A:29:LEU:HD22	5:7A:83:LEU:HD21	1.83	0.59
5:6B:29:LEU:HD22	5:6B:83:LEU:HD21	1.83	0.59
5:5B:46:ARG:CD	5:5B:166:PHE:CD1	2.85	0.59
1:A0:280:LYS:CD	1:M0:89:PRO:HB2	2.32	0.59
1:A2:89:PRO:HG3	1:B1:280:LYS:HD3	1.76	0.59
1:E1:62:VAL:CG1	1:F1:283:HIS:HA	2.32	0.59

Continued on next page...

Continued from previous page...

Atom-1	Atom-2	Interatomic distance (Å)	Clash overlap (Å)
2:F0:247:ASN:ND2	1:F1:73:THR:OG1	2.35	0.59
1:H0:123:ARG:CZ	1:I0:297:GLU:OE2	2.50	0.59
1:H0:363:VAL:CA	5:4H:197:TYR:HE1	2.14	0.59
1:J5:60:LYS:HZ3	1:K4:283:HIS:CD2	2.19	0.59
1:N0:353:VAL:CG2	2:N1:177:ASP:OD1	2.50	0.59
2:N1:285:THR:O	2:N1:289:LEU:HD13	2.02	0.59
1:O2:260:VAL:O	2:O3:397:TRP:CD1	2.55	0.59
1:O4:349:THR:OG1	2:O5:176:SER:OG	1.81	0.59
1:P0:115:ILE:HD11	1:P0:156:ARG:HG3	1.85	0.59
2:P1:261:PRO:HG3	1:P2:406:HIS:CG	2.37	0.59
1:P4:228:ASN:OD1	8:P4:501:GTP:O6	2.19	0.59
1:Q5:128:GLN:HE21	1:R5:285:GLN:HG2	1.41	0.59
2:R6:83:GLN:O	2:S6:281:TYR:OH	2.20	0.59
2:S2:2:ARG:HB3	2:S2:131:GLN:HB2	1.83	0.59
1:S3:326:LYS:CE	2:S4:220:PRO:HD2	2.31	0.59
1:T3:89:PRO:HG2	1:U3:280:LYS:CD	2.31	0.59
2:U0:222:TYR:CD2	9:U0:501:GDP:C6	2.90	0.59
1:V0:60:LYS:CE	1:W0:282:TYR:CD2	2.85	0.59
2:V1:54:ALA:HA	2:W1:283:ALA:HA	1.84	0.59
2:V1:351:THR:H	1:V2:179:THR:HG23	1.66	0.59
2:W5:122:LYS:O	3:X3:45:LEU:CD2	2.50	0.59
5:3C:46:ARG:CD	5:3C:166:PHE:CD1	2.85	0.59
5:3D:144:HIS:CB	5:3D:204:THR:CG2	2.65	0.59
5:6D:29:LEU:HD22	5:6D:83:LEU:HD21	1.83	0.59
5:5B:116:ILE:HD11	5:5B:198:PHE:CE2	2.37	0.59
1:B3:60:LYS:HD2	1:C3:282:TYR:O	2.02	0.59
1:B5:88:HIS:CE1	1:C5:280:LYS:CD	2.85	0.59
1:B5:128:GLN:OE1	1:C5:285:GLN:CD	2.45	0.59
2:C4:113:VAL:HG11	2:C4:150:LEU:HD22	1.83	0.59
1:C5:103:TYR:HB3	1:C5:408:TYR:HE2	1.68	0.59
2:G5:87:PRO:HG2	2:H5:278:SER:OG	2.03	0.59
2:K3:86:ARG:HH11	2:L3:282:ARG:HB2	1.67	0.59
1:K4:265:ILE:HG21	1:K4:313:MET:HE1	1.85	0.59
2:N5:84:ILE:O	2:O5:281:TYR:HD1	1.75	0.59
2:Q2:251:ARG:HB3	1:Q3:100:ALA:HB2	1.82	0.59
2:Q2:268:PRO:HD2	2:Q2:300:MET:HB2	1.83	0.59
2:Q2:390:ARG:NH1	6:9B:530:LYS:HE3	2.18	0.59
2:Q4:404:ASP:CG	6:9A:508:ARG:HA	2.28	0.59
1:Q5:145:THR:CA	8:Q5:501:GTP:O2G	2.50	0.59
1:R1:248:LEU:CD2	9:R2:501:GDP:H3'	2.32	0.59
1:S1:60:LYS:HZ3	1:T1:283:HIS:CE1	2.19	0.59

Continued on next page...

Continued from previous page...

Atom-1	Atom-2	Interatomic distance (Å)	Clash overlap (Å)
2:S6:16:ILE:HD11	9:S6:501:GDP:C2	2.38	0.59
1:T5:53:PHE:HB3	1:T5:61:HIS:HB3	1.84	0.59
2:U0:259:PRO:C	1:U1:406:HIS:CE1	2.81	0.59
2:U6:125:GLU:HG3	2:V5:336:LYS:HZ1	1.67	0.59
1:V2:60:LYS:CE	1:W2:283:HIS:CE1	2.84	0.59
2:V3:347:ASN:HD21	1:V4:178:SER:HG	1.48	0.59
1:V4:89:PRO:CA	1:W4:280:LYS:HE2	2.32	0.59
1:W2:326:LYS:CG	2:W3:220:PRO:HG2	2.31	0.59
1:W2:353:VAL:HG22	2:W3:177:ASP:HB3	1.85	0.59
1:W6:143:GLY:HA3	8:W6:501:GTP:O3B	2.02	0.59
5:1C:46:ARG:CD	5:1C:166:PHE:CD1	2.85	0.59
5:3F:144:HIS:CB	5:3F:204:THR:CG2	2.65	0.59
5:3J:46:ARG:CD	5:3J:166:PHE:CD1	2.85	0.59
5:4H:46:ARG:CD	5:4H:166:PHE:CD1	2.85	0.59
5:7C:144:HIS:HB3	5:7C:204:THR:HG22	1.77	0.59
5:7D:46:ARG:CD	5:7D:166:PHE:CD1	2.85	0.59
5:6A:29:LEU:HD22	5:6A:83:LEU:HD21	1.83	0.59
5:6C:29:LEU:HD22	5:6C:83:LEU:HD21	1.83	0.59
5:5A:29:LEU:HD22	5:5A:83:LEU:HD21	1.83	0.59
5:1G:46:ARG:CD	5:1G:166:PHE:CD1	2.85	0.59
1:A2:399:TYR:HB3	3:X1:53:ASN:HD22	1.65	0.59
1:A4:56:THR:HG23	1:B3:284:GLU:O	1.87	0.59
1:A6:419:SER:HB3	3:X3:108:TYR:CE1	2.36	0.59
2:B0:282:ARG:NH2	2:B0:292:GLN:OE1	2.36	0.59
1:C3:26:LEU:HD13	1:C3:363:VAL:HG12	1.84	0.59
2:D4:319:GLY:HA2	2:D4:357:PRO:HG3	1.84	0.59
1:G0:31:GLN:NE2	5:4I:199:ILE:CD1	2.66	0.59
1:G0:86:LEU:O	1:H0:283:HIS:CG	2.55	0.59
2:H3:60:VAL:HG11	2:I3:281:TYR:HA	1.84	0.59
1:H4:115:ILE:HD11	1:H4:156:ARG:HG3	1.85	0.59
2:H5:113:VAL:HA	2:H5:116:VAL:HG12	1.83	0.59
2:I1:245:GLN:NE2	2:I1:323:MET:SD	2.75	0.59
2:I3:271:ALA:HB3	2:I3:365:ALA:HB3	1.84	0.59
2:I5:54:ALA:HB3	2:I5:58:LYS:HB3	1.84	0.59
1:I6:89:PRO:HD3	2:J6:281:TYR:CE1	2.29	0.59
1:L2:88:HIS:CB	1:M2:283:HIS:HB3	2.32	0.59
2:L5:237:THR:HG22	2:L5:250:LEU:HD11	1.84	0.59
1:M4:26:LEU:HD12	1:M4:363:VAL:HG12	1.85	0.59
1:N0:88:HIS:CE1	1:O0:276:ILE:HD11	2.37	0.59
2:N3:129:CYS:SG	1:N4:97:GLU:CD	2.86	0.59
2:O3:290:THR:HG21	2:O3:329:GLN:HB3	1.83	0.59

Continued on next page...

Continued from previous page...

Atom-1	Atom-2	Interatomic distance (Å)	Clash overlap (Å)
1:O4:254:GLU:O	1:O4:258:ASN:ND2	2.35	0.59
1:O4:348:PRO:CG	2:O5:384:GLN:HG2	2.32	0.59
1:Q3:437:VAL:O	2:Q4:391:ARG:NH1	2.31	0.59
1:Q5:128:GLN:CG	1:R5:290:GLU:OE1	2.50	0.59
1:R1:2:ARG:HH11	2:R2:70:PRO:HG2	1.66	0.59
1:R1:88:HIS:HD2	1:S1:283:HIS:HB2	1.55	0.59
1:R1:128:GLN:HE22	1:S1:285:GLN:HB2	1.67	0.59
2:S0:68:LEU:HB3	2:S0:96:GLY:HA2	1.85	0.59
2:T0:289:LEU:HD21	2:T0:365:ALA:HB3	1.85	0.59
2:T2:83:GLN:C	2:U2:281:TYR:CZ	2.66	0.59
1:U1:326:LYS:HD2	2:U2:220:PRO:HG2	1.84	0.59
1:U5:349:THR:HG21	2:U6:182:PRO:HD2	1.84	0.59
2:U6:125:GLU:CB	2:V5:336:LYS:NZ	2.66	0.59
1:V0:179:THR:OG1	8:V0:501:GTP:O3'	2.20	0.59
1:V4:90:GLU:N	1:W4:280:LYS:CE	2.65	0.59
2:W3:122:LYS:CG	3:X2:45:LEU:HD21	2.31	0.59
5:1B:77:LYS:NZ	5:1C:89:LYS:HZ1	1.99	0.59
5:2D:71:TYR:O	5:2E:121:ARG:NH2	2.36	0.59
5:3C:46:ARG:NE	5:3C:166:PHE:CB	2.66	0.59
5:3F:29:LEU:HD22	5:3F:83:LEU:HD21	1.83	0.59
5:3I:29:LEU:HD22	5:3I:83:LEU:HD21	1.83	0.59
2:A3:100:ASN:HB3	2:A3:103:LYS:HB2	1.85	0.59
2:C4:69:GLU:HG2	2:C4:71:GLY:H	1.67	0.59
1:D1:79:ARG:NH2	1:D1:94:THR:OG1	2.35	0.59
1:F1:89:PRO:HG2	1:G0:280:LYS:HG2	1.84	0.59
1:F5:60:LYS:CE	1:G4:282:TYR:O	2.51	0.59
1:F5:206:ASN:OD1	8:F5:501:GTP:N2	2.36	0.59
1:G2:311:LYS:H	1:G2:382:THR:HG1	1.49	0.59
2:H3:87:PRO:CD	2:I3:278:SER:CA	2.80	0.59
1:H4:133:GLN:HB3	1:H4:252:LEU:HD12	1.84	0.59
1:I0:89:PRO:HG2	2:J0:277:GLY:O	2.01	0.59
1:I0:199:ASP:OD2	1:I0:256:GLN:NE2	2.35	0.59
2:I3:87:PRO:CB	1:J3:280:LYS:HZ2	2.12	0.59
1:J1:195:LEU:HD11	1:J1:428:LEU:HD22	1.84	0.59
2:J4:406:MET:CG	2:N3:306:ARG:CB	2.81	0.59
2:K5:221:THR:HG22	2:K5:223:GLY:H	1.68	0.59
2:L1:10:GLY:O	2:L1:14:ASN:ND2	2.36	0.59
2:L1:372:THR:HG21	2:L1:426:GLN:HB2	1.84	0.59
1:L4:27:GLU:OE1	1:L4:243:ARG:NH1	2.35	0.59
1:N2:38:SER:C	4:Y1:255:LYS:NZ	2.61	0.59
1:N2:123:ARG:NH2	1:O2:293:ASN:HB3	2.18	0.59

Continued on next page...

Continued from previous page...

Atom-1	Atom-2	Interatomic distance (Å)	Clash overlap (Å)
1:N4:55:GLU:O	1:O4:285:GLN:HG3	2.02	0.59
1:N4:98:ASP:O	1:N4:105:ARG:NH1	2.36	0.59
1:P2:263:PRO:HG3	2:P3:396:HIS:CB	2.31	0.59
1:P6:90:GLU:HG3	1:Q5:280:LYS:CE	2.20	0.59
1:Q3:62:VAL:HG22	1:R3:283:HIS:CB	2.26	0.59
2:Q4:389:PHE:CZ	6:9A:519:TRP:NE1	2.71	0.59
1:R1:88:HIS:NE2	1:S1:280:LYS:O	2.35	0.59
2:R4:344:TRP:CE3	1:R5:401:LYS:HB2	2.38	0.59
2:S6:68:LEU:HB3	2:S6:96:GLY:HA2	1.83	0.59
2:T0:51:TYR:O	2:T0:62:ARG:NH2	2.36	0.59
2:T2:87:PRO:CD	2:U2:278:SER:OG	2.33	0.59
1:T3:31:GLN:HA	5:6A:196:VAL:CG2	2.32	0.59
1:T3:128:GLN:HE22	1:U3:290:GLU:CD	1.99	0.59
2:T4:84:ILE:CA	2:U4:281:TYR:CE1	2.85	0.59
2:T4:255:VAL:HG11	1:T5:102:ASN:ND2	2.18	0.59
1:T5:56:THR:CB	1:U5:285:GLN:HB2	2.33	0.59
1:U1:325:PRO:HG2	2:U2:222:TYR:CD2	2.38	0.59
2:U4:122:LYS:HD2	2:V3:291:GLN:NE2	2.18	0.59
2:U4:309:ARG:H	2:U4:372:THR:HG1	1.51	0.59
2:V3:204:ASN:OD1	9:V3:501:GDP:O2'	2.16	0.59
2:V3:261:PRO:HG3	1:V4:406:HIS:ND1	2.18	0.59
2:W1:125:GLU:CA	3:X1:17:ILE:HG23	2.32	0.59
2:W3:122:LYS:CE	3:X2:38:THR:HB	2.13	0.59
5:1C:72:ALA:CA	5:1D:121:ARG:NH2	2.61	0.59
5:1D:46:ARG:NE	5:1D:166:PHE:CB	2.66	0.59
5:2C:46:ARG:NE	5:2C:166:PHE:CB	2.66	0.59
5:2D:46:ARG:NE	5:2D:166:PHE:CB	2.66	0.59
5:2E:46:ARG:CD	5:2E:166:PHE:CD1	2.85	0.59
5:3D:46:ARG:NE	5:3D:166:PHE:CB	2.66	0.59
5:3F:46:ARG:CD	5:3F:166:PHE:CD1	2.85	0.59
5:3G:46:ARG:CD	5:3G:166:PHE:CD1	2.85	0.59
5:3H:46:ARG:CD	5:3H:166:PHE:CD1	2.85	0.59
5:3J:46:ARG:NE	5:3J:166:PHE:CB	2.66	0.59
5:2J:46:ARG:CD	5:2J:166:PHE:CD1	2.85	0.59
5:7A:46:ARG:NE	5:7A:166:PHE:CB	2.66	0.59
5:7B:29:LEU:HD22	5:7B:83:LEU:HD21	1.83	0.59
5:7B:46:ARG:CD	5:7B:166:PHE:CD1	2.85	0.59
5:5D:46:ARG:CD	5:5D:166:PHE:CD1	2.85	0.59
1:A6:423:GLU:CB	3:X3:104:ARG:HD3	2.33	0.59
1:B1:90:GLU:N	1:C1:280:LYS:NZ	2.50	0.59
1:B3:98:ASP:O	1:B3:105:ARG:NH1	2.35	0.59

Continued on next page...

Continued from previous page...

Atom-1	Atom-2	Interatomic distance (Å)	Clash overlap (Å)
1:C3:71:GLU:HG3	1:C3:98:ASP:HB3	1.83	0.59
2:C4:55:THR:HG23	2:D4:284:LEU:HB2	1.83	0.59
2:D6:50:TYR:HH	2:D6:237:THR:HG1	1.48	0.59
1:F3:402:ARG:NH1	1:F3:415:GLU:OE2	2.34	0.59
1:H0:88:HIS:HD2	1:I0:284:GLU:N	1.99	0.59
2:I5:347:ASN:ND2	1:I6:180:ALA:O	2.36	0.59
1:J5:262:TYR:HB2	1:J5:265:ILE:HG12	1.85	0.59
1:K4:88:HIS:NE2	1:L4:280:LYS:HB3	2.17	0.59
1:L0:33:ASP:OD1	1:M0:282:TYR:OH	2.21	0.59
1:L6:27:GLU:OE1	1:L6:243:ARG:NH1	2.35	0.59
1:N0:38:SER:HA	4:Y0:255:LYS:HZ1	1.68	0.59
2:N5:251:ARG:HD2	1:N6:105:ARG:NH1	2.17	0.59
1:N6:88:HIS:CE1	1:O6:280:LYS:CG	2.86	0.59
2:P1:251:ARG:HD2	1:P2:105:ARG:NH1	2.18	0.59
2:P1:351:THR:CG2	1:P2:179:THR:HB	2.33	0.59
2:Q2:69:GLU:HG2	2:Q2:71:GLY:H	1.67	0.59
1:Q3:254:GLU:O	1:Q3:258:ASN:HB2	2.03	0.59
2:R2:351:THR:HG21	1:R3:179:THR:HG22	1.83	0.59
1:R5:195:LEU:HD11	1:R5:428:LEU:HD22	1.84	0.59
2:S4:389:PHE:CE2	6:9A:433:LEU:CG	2.44	0.59
1:T3:352:LYS:HZ1	2:T4:99:ASN:ND2	2.00	0.59
2:T4:255:VAL:HG11	1:T5:102:ASN:HD21	1.67	0.59
1:V0:88:HIS:HE1	1:W0:280:LYS:HG2	1.63	0.59
2:V5:61:PRO:HD3	2:V5:84:ILE:HG12	1.84	0.59
2:W1:251:ARG:HB3	1:W2:100:ALA:HB2	1.85	0.59
5:3D:71:TYR:C	5:3E:121:ARG:NH2	2.56	0.59
5:3E:46:ARG:NE	5:3E:166:PHE:CB	2.66	0.59
5:3F:46:ARG:NE	5:3F:166:PHE:CB	2.66	0.59
5:7A:46:ARG:CD	5:7A:166:PHE:CD1	2.85	0.59
2:A3:113:VAL:HG11	2:A3:150:LEU:HD22	1.85	0.59
2:A5:170:VAL:HG21	2:A5:377:LEU:HD11	1.84	0.59
2:B2:10:GLY:O	2:B2:14:ASN:ND2	2.36	0.59
1:B3:282:TYR:CE1	5:1B:9:ARG:NE	2.70	0.59
2:C4:65:LEU:HD22	2:C4:90:PHE:HE2	1.67	0.59
2:C4:364:SER:OG	2:C4:365:ALA:N	2.36	0.59
2:D6:55:THR:H	2:E6:283:ALA:HA	1.68	0.59
2:D6:170:VAL:HG21	2:D6:377:LEU:HD11	1.84	0.59
1:F1:137:VAL:HG21	1:F1:154:MET:HE1	1.85	0.59
1:G2:88:HIS:CD2	1:H2:280:LYS:HE3	2.37	0.59
2:G5:313:VAL:HB	2:G5:349:VAL:HG22	1.83	0.59
1:J5:338:LYS:NZ	1:J5:340:THR:OG1	2.36	0.59

Continued on next page...

Continued from previous page...

Atom-1	Atom-2	Interatomic distance (Å)	Clash overlap (Å)
1:K4:326:LYS:HZ3	2:K5:212:PHE:HB2	1.67	0.59
2:N1:322:SER:OG	1:N2:221:ARG:CB	2.50	0.59
2:O3:69:GLU:HG2	2:O3:71:GLY:H	1.66	0.59
2:O3:261:PRO:HG3	1:O4:406:HIS:CE1	2.38	0.59
2:O5:58:LYS:HZ2	2:P5:280:GLN:NE2	2.00	0.59
1:O6:145:THR:CA	8:O6:501:GTP:O2G	2.51	0.59
2:P1:86:ARG:HA	2:Q0:281:TYR:CG	2.38	0.59
1:P2:434:GLU:O	2:P3:391:ARG:NH2	2.34	0.59
1:P4:406:HIS:HA	1:P4:409:VAL:HG12	1.85	0.59
2:P5:249:ASP:OD1	1:P6:98:ASP:OD2	2.20	0.59
1:P6:146:GLY:HA3	8:P6:501:GTP:PB	2.43	0.59
2:R4:32:PRO:HA	2:R4:84:ILE:HD11	1.85	0.59
1:R5:54:SER:CA	1:S5:285:GLN:HE21	2.10	0.59
1:R5:55:GLU:OE1	1:R5:61:HIS:NE2	2.36	0.59
2:S0:252:LYS:HG3	1:S1:101:ASN:HB2	1.85	0.59
1:T1:167:LEU:HD11	1:T1:252:LEU:HD11	1.85	0.59
2:T4:323:MET:HG3	1:T5:224:TYR:CE1	2.37	0.59
2:U4:271:ALA:HB3	2:U4:365:ALA:HB3	1.85	0.59
1:V0:88:HIS:CE1	1:W0:280:LYS:CD	2.86	0.59
2:V1:85:PHE:O	2:W1:281:TYR:CG	2.56	0.59
2:V3:86:ARG:NH2	2:W3:282:ARG:CD	2.60	0.59
1:W6:292:THR:HG21	1:W6:331:ALA:HB1	1.85	0.59
5:3C:77:LYS:HE3	5:3D:99:GLU:OE1	2.03	0.59
5:2J:46:ARG:NE	5:2J:166:PHE:CB	2.66	0.59
5:5A:46:ARG:CD	5:5A:166:PHE:CD1	2.85	0.59
5:5A:46:ARG:NE	5:5A:166:PHE:CB	2.66	0.59
2:A3:58:LYS:CE	2:B2:280:GLN:O	2.51	0.58
2:A5:429:THR:O	1:A6:401:LYS:NZ	2.34	0.58
1:A6:285:GLN:CB	1:M6:56:THR:HA	2.27	0.58
1:B1:60:LYS:CE	1:C1:283:HIS:ND1	2.60	0.58
2:B4:26:ASP:O	2:B4:359:ARG:NH1	2.35	0.58
2:D0:260:PHE:HB2	2:D0:263:LEU:HD12	1.85	0.58
2:D4:130:LEU:HD23	2:D4:162:ARG:HE	1.68	0.58
2:E6:245:GLN:NE2	2:E6:323:MET:SD	2.73	0.58
1:G2:56:THR:CA	1:H2:285:GLN:HA	2.33	0.58
1:H0:251:ASP:HB3	1:H0:254:GLU:HG3	1.85	0.58
1:I6:47:ASP:OD1	1:I6:50:ASN:ND2	2.36	0.58
1:K2:88:HIS:CG	1:L2:283:HIS:CB	2.85	0.58
2:L1:60:VAL:HG21	2:M1:281:TYR:HA	1.84	0.58
1:N0:254:GLU:OE1	2:N1:99:ASN:ND2	2.36	0.58
2:O3:312:THR:CG2	1:O4:181:VAL:HG21	2.33	0.58

Continued on next page...

Continued from previous page...

Atom-1	Atom-2	Interatomic distance (Å)	Clash overlap (Å)
1:P4:88:HIS:CD2	1:Q3:283:HIS:CB	2.86	0.58
2:Q0:122:LYS:HZ2	2:R0:282:ARG:HH22	1.50	0.58
1:Q1:133:GLN:HG3	1:Q1:242:LEU:HD21	1.85	0.58
2:Q2:48:ASN:O	2:Q2:62:ARG:NH2	2.36	0.58
2:R2:48:ASN:O	2:R2:62:ARG:NH2	2.36	0.58
2:R4:344:TRP:CD2	1:R5:401:LYS:HD2	2.38	0.58
1:S1:348:PRO:CG	2:S2:384:GLN:HG2	2.33	0.58
2:S4:409:THR:OG1	6:9A:429:TYR:CD1	2.54	0.58
2:U0:318:ARG:HD3	2:U0:358:PRO:HD3	1.85	0.58
2:U2:312:THR:CG2	1:U3:181:VAL:HG21	2.32	0.58
2:U2:344:TRP:CZ3	1:U3:401:LYS:HG3	2.38	0.58
2:V1:58:LYS:CD	2:W1:280:GLN:O	2.45	0.58
2:V1:60:VAL:CG2	2:W1:281:TYR:O	2.47	0.58
2:V3:252:LYS:HD2	1:V4:101:ASN:ND2	2.18	0.58
1:W0:143:GLY:HA3	8:W0:501:GTP:O2A	2.03	0.58
1:W2:116:ASP:C	3:X1:6:PHE:CE2	2.80	0.58
2:W3:285:THR:HG22	2:W3:287:PRO:HD2	1.85	0.58
5:1A:46:ARG:NE	5:1A:166:PHE:CB	2.66	0.58
5:1E:46:ARG:NE	5:1E:166:PHE:CB	2.66	0.58
5:2D:29:LEU:HD22	5:2D:83:LEU:HD21	1.83	0.58
5:4H:29:LEU:HD22	5:4H:83:LEU:HD21	1.83	0.58
5:7B:46:ARG:NE	5:7B:166:PHE:CB	2.66	0.58
5:7B:116:ILE:HD11	5:7B:198:PHE:CE2	2.37	0.58
5:6B:46:ARG:CD	5:6B:166:PHE:CD1	2.86	0.58
5:6C:46:ARG:CD	5:6C:166:PHE:CD1	2.86	0.58
5:6D:46:ARG:NE	5:6D:166:PHE:CB	2.66	0.58
5:5C:46:ARG:NE	5:5C:166:PHE:CB	2.66	0.58
5:1G:46:ARG:NE	5:1G:166:PHE:CB	2.66	0.58
1:A4:89:PRO:CD	1:B3:280:LYS:HD2	2.30	0.58
2:A5:52:ASN:OD1	2:A5:62:ARG:NH1	2.36	0.58
1:A6:283:HIS:CG	1:M6:60:LYS:HE3	2.35	0.58
1:D1:88:HIS:CD2	1:E1:284:GLU:OE1	2.54	0.58
2:D4:170:VAL:HG21	2:D4:377:LEU:HD11	1.84	0.58
1:E1:76:ASP:HA	1:E1:79:ARG:HD2	1.85	0.58
2:E6:60:VAL:HG22	2:F6:281:TYR:CD1	2.33	0.58
1:G4:33:ASP:O	1:G4:60:LYS:NZ	2.36	0.58
1:G4:377:MET:HE2	1:G4:379:SER:HB3	1.84	0.58
1:H0:364:PRO:HB3	5:4H:7:HIS:HE1	1.58	0.58
2:H5:55:THR:HG23	2:I5:284:LEU:CB	2.32	0.58
2:J2:170:VAL:HG21	2:J2:377:LEU:HD11	1.84	0.58
2:J2:172:SER:HB3	2:J2:175:VAL:HG22	1.83	0.58

Continued on next page...

Continued from previous page...

Atom-1	Atom-2	Interatomic distance (Å)	Clash overlap (Å)
2:J4:406:MET:HE1	2:N3:307:HIS:ND1	2.10	0.58
2:K1:60:VAL:HG12	2:L1:281:TYR:HD1	1.68	0.58
2:N1:86:ARG:CZ	2:O1:282:ARG:NE	2.53	0.58
1:N2:348:PRO:HG3	2:N3:384:GLN:HG2	1.83	0.58
1:N6:264:ARG:NH1	1:N6:431:ASP:OD2	2.35	0.58
1:O2:441:GLU:HA	6:9B:612:LYS:HG2	1.85	0.58
2:P1:249:ASP:OD2	1:P2:98:ASP:OD1	2.21	0.58
1:P2:87:PHE:O	1:Q1:283:HIS:CD2	2.56	0.58
1:Q1:248:LEU:HD11	2:Q2:222:TYR:CZ	2.35	0.58
2:Q2:87:PRO:HG2	2:R2:278:SER:CB	2.25	0.58
2:Q4:2:ARG:HG2	1:Q5:97:GLU:HG2	1.83	0.58
1:R5:16:ILE:CG1	8:R5:501:GTP:C6	2.86	0.58
1:R5:183:GLU:HG3	1:R5:184:PRO:HD3	1.85	0.58
2:S2:252:LYS:HA	1:S3:100:ALA:HB1	1.85	0.58
1:S3:27:GLU:OE1	1:S3:320:ARG:NH2	2.34	0.58
1:S3:55:GLU:O	1:T3:285:GLN:CG	2.51	0.58
2:S4:84:ILE:HG23	2:T4:281:TYR:CE1	2.28	0.58
1:S5:12:ALA:HB2	8:S5:501:GTP:C1'	2.33	0.58
2:T6:178:THR:HB	2:T6:181:GLU:HB2	1.84	0.58
2:U0:344:TRP:HZ3	1:U1:403:ALA:CB	1.93	0.58
2:U2:55:THR:HG22	2:V1:284:LEU:HB3	1.83	0.58
1:U3:93:ILE:HD11	1:U3:121:ARG:HG3	1.85	0.58
1:V0:329:ASN:CG	2:V1:175:VAL:HG13	2.27	0.58
1:V4:88:HIS:ND1	1:W4:284:GLU:HB2	2.18	0.58
2:V5:317:PHE:HB3	2:V5:321:MET:HE1	1.85	0.58
5:1B:46:ARG:NE	5:1B:166:PHE:CB	2.66	0.58
5:1C:46:ARG:NE	5:1C:166:PHE:CB	2.66	0.58
5:1D:29:LEU:HD22	5:1D:83:LEU:HD21	1.83	0.58
5:2A:46:ARG:NE	5:2A:166:PHE:CB	2.66	0.58
5:7D:29:LEU:HD22	5:7D:83:LEU:HD21	1.83	0.58
1:D1:85:GLN:O	1:E1:283:HIS:NE2	2.36	0.58
2:D2:53:GLU:O	2:E2:283:ALA:HB2	2.03	0.58
2:D4:53:GLU:O	2:E4:283:ALA:CB	2.51	0.58
2:D6:99:ASN:HD21	2:D6:178:THR:HG23	1.68	0.58
2:E0:86:ARG:CZ	2:F0:282:ARG:NH2	2.61	0.58
1:E1:89:PRO:CD	1:F1:280:LYS:HG2	2.30	0.58
2:E4:56:GLY:HA2	5:2J:154:SER:CB	2.32	0.58
1:F1:89:PRO:CD	1:G0:283:HIS:HD2	1.99	0.58
2:F2:46:ARG:HH21	1:F3:72:PRO:HB2	1.68	0.58
2:F4:86:ARG:HD2	2:G3:282:ARG:HH21	1.67	0.58
1:H0:87:PHE:O	1:I0:283:HIS:CE1	2.56	0.58

Continued on next page...

Continued from previous page...

Atom-1	Atom-2	Interatomic distance (Å)	Clash overlap (Å)
1:H2:89:PRO:HB2	1:I2:280:LYS:NZ	2.19	0.58
1:H4:90:GLU:OE1	1:I4:280:LYS:HD3	2.03	0.58
1:I6:62:VAL:HG21	2:J6:281:TYR:HA	1.84	0.58
1:J3:32:PRO:HG3	5:2G:200:ILE:HD12	1.81	0.58
1:J5:53:PHE:HB3	1:J5:61:HIS:HB3	1.84	0.58
1:M6:319:TYR:HB3	1:M6:323:VAL:HG21	1.85	0.58
2:O5:423:GLN:NE2	2:O5:427:ASP:OD2	2.36	0.58
1:P2:128:GLN:NE2	1:Q1:285:GLN:HB3	2.17	0.58
2:R0:69:GLU:HG2	2:R0:71:GLY:H	1.67	0.58
1:R3:2:ARG:NH1	2:R4:71:GLY:HA3	2.18	0.58
2:S0:2:ARG:HB3	2:S0:131:GLN:HB2	1.85	0.58
2:S0:86:ARG:HE	2:T0:281:TYR:CB	2.16	0.58
2:S4:60:VAL:HA	2:T4:281:TYR:HD1	1.68	0.58
2:S6:86:ARG:CZ	2:T6:281:TYR:C	2.75	0.58
1:T1:329:ASN:OD1	2:T2:175:VAL:HG13	2.03	0.58
2:T4:10:GLY:HA3	9:T4:501:GDP:O2B	2.03	0.58
1:T5:37:PRO:CD	5:5A:199:ILE:CD1	2.73	0.58
2:U2:48:ASN:O	2:U2:62:ARG:NH2	2.36	0.58
2:U2:126:SER:CB	2:V1:291:GLN:OE1	2.51	0.58
2:U2:252:LYS:O	2:U2:256:ASN:ND2	2.36	0.58
2:V1:309:ARG:H	2:V1:372:THR:HB	1.66	0.58
2:W1:127:CYS:C	3:X1:18:GLY:HA2	2.28	0.58
2:W5:1:MET:N	2:W5:48:ASN:OD1	2.35	0.58
5:2E:46:ARG:NE	5:2E:166:PHE:CB	2.66	0.58
6:9A:428:VAL:CG1	6:9A:432:TRP:HE1	2.15	0.58
1:A0:434:GLU:HG3	3:X0:100:ARG:HH21	1.59	0.58
1:A4:89:PRO:HB2	1:B3:280:LYS:HE3	1.84	0.58
2:C4:323:MET:HE1	2:C4:353:VAL:HG11	1.84	0.58
1:E1:62:VAL:HG11	1:F1:283:HIS:C	2.27	0.58
2:E4:15:GLN:O	2:E4:226:ASN:ND2	2.35	0.58
2:G1:86:ARG:HG3	2:H1:278:SER:CB	2.33	0.58
2:G5:125:GLU:HG2	2:H5:336:LYS:NZ	2.10	0.58
2:I5:87:PRO:HG2	1:J5:280:LYS:HG3	1.80	0.58
2:J4:320:ARG:NH1	5:1G:148:TYR:HD1	1.91	0.58
1:K4:33:ASP:OD2	1:L4:282:TYR:CZ	2.56	0.58
2:L3:46:ARG:NH2	1:L4:76:ASP:OD2	2.36	0.58
2:L5:246:LEU:HD11	1:L6:224:TYR:CZ	2.38	0.58
2:M5:1:MET:HE2	1:M6:72:PRO:HG3	1.85	0.58
1:N4:87:PHE:CA	1:O4:283:HIS:HD2	2.17	0.58
1:N6:140:SER:CB	8:N6:501:GTP:C4'	2.81	0.58
2:O3:137:HIS:HE1	2:O3:139:LEU:HD21	1.67	0.58

Continued on next page...

Continued from previous page...

Atom-1	Atom-2	Interatomic distance (Å)	Clash overlap (Å)
2:Q4:409:THR:OG1	6:9A:514:GLN:CB	2.51	0.58
2:R6:375:GLN:NE2	2:R6:419:VAL:O	2.36	0.58
2:S0:52:ASN:OD1	2:S0:62:ARG:NH2	2.37	0.58
2:S4:406:MET:HG3	6:9A:425:ARG:HB3	1.83	0.58
2:S6:12:CYS:CB	9:S6:501:GDP:C8	2.87	0.58
2:S6:122:LYS:HD3	2:T6:291:GLN:HE21	1.68	0.58
2:V1:252:LYS:HE2	8:V2:501:GTP:O2G	2.04	0.58
2:W1:276:ARG:NH2	7:8A:325:LEU:CD1	2.56	0.58
1:W4:90:GLU:CD	3:X2:4:ASN:HB2	2.22	0.58
1:W6:143:GLY:HA3	8:W6:501:GTP:PB	2.43	0.58
5:1F:46:ARG:NE	5:1F:166:PHE:CB	2.66	0.58
5:3E:77:LYS:NZ	5:3F:89:LYS:HZ1	2.01	0.58
5:3F:110:ARG:HA	5:3F:113:LYS:HD3	1.85	0.58
5:3J:29:LEU:HD22	5:3J:83:LEU:HD21	1.83	0.58
5:2I:46:ARG:NE	5:2I:166:PHE:CB	2.66	0.58
5:2I:129:GLY:HA2	5:2I:178:PRO:HD2	1.84	0.58
5:6A:46:ARG:CD	5:6A:166:PHE:CD1	2.86	0.58
5:6A:46:ARG:NE	5:6A:166:PHE:CB	2.66	0.58
1:A4:151:SER:HA	1:A4:193:THR:HG21	1.85	0.58
1:B3:26:LEU:HG	5:1B:196:VAL:HB	1.85	0.58
1:B3:55:GLU:N	1:C3:285:GLN:NE2	2.51	0.58
2:D0:54:ALA:HB1	2:E0:283:ALA:HA	1.84	0.58
2:D0:236:VAL:HG13	2:D0:237:THR:HG23	1.86	0.58
2:D2:52:ASN:OD1	2:D2:62:ARG:NH2	2.36	0.58
2:D4:102:ALA:HA	2:D4:403:MET:HE3	1.85	0.58
1:F1:53:PHE:O	1:F1:64:ARG:NH1	2.37	0.58
1:G0:364:PRO:N	5:4I:197:TYR:CZ	2.71	0.58
1:H2:89:PRO:HG2	1:I2:280:LYS:HA	1.84	0.58
2:J2:63:ALA:O	2:J2:89:ASN:ND2	2.36	0.58
1:K0:53:PHE:HB3	1:K0:61:HIS:HB3	1.85	0.58
2:K3:86:ARG:N	2:L3:281:TYR:CD1	2.71	0.58
1:L4:88:HIS:HD1	1:L4:90:GLU:H	1.50	0.58
1:M0:215:ARG:NH1	1:M0:299:ALA:O	2.36	0.58
1:N0:90:GLU:OE1	1:N0:121:ARG:NH2	2.36	0.58
1:N4:54:SER:OG	1:O4:285:GLN:CB	2.52	0.58
2:O5:226:ASN:CG	9:O5:501:GDP:O6	2.47	0.58
2:O5:229:VAL:HG21	9:O5:501:GDP:HN21	1.66	0.58
1:P4:154:MET:HE1	1:P4:168:GLU:HG2	1.86	0.58
1:R1:60:LYS:HD3	1:S1:282:TYR:O	2.03	0.58
2:R4:87:PRO:CG	2:S4:278:SER:HA	2.33	0.58
1:S3:206:ASN:OD1	8:S3:501:GTP:N2	2.36	0.58

Continued on next page...

Continued from previous page...

Atom-1	Atom-2	Interatomic distance (Å)	Clash overlap (Å)
2:S4:51:TYR:HB3	2:S4:59:TYR:HB3	1.85	0.58
2:U2:54:ALA:CA	2:V1:283:ALA:N	2.63	0.58
2:V1:249:ASP:OD1	1:V2:98:ASP:OD2	2.20	0.58
2:W1:129:CYS:HB2	1:W2:96:LYS:HD2	1.84	0.58
5:2F:46:ARG:NE	5:2F:166:PHE:CB	2.66	0.58
5:3D:29:LEU:HD22	5:3D:83:LEU:HD21	1.83	0.58
5:5B:46:ARG:NE	5:5B:166:PHE:CB	2.66	0.58
2:A3:46:ARG:NH2	1:A4:76:ASP:OD2	2.37	0.58
1:A4:82:THR:HG21	5:1C:200:ILE:HD12	1.86	0.58
1:A6:423:GLU:HG3	3:X3:104:ARG:NH1	2.17	0.58
1:B3:304:LYS:O	1:B3:390:ARG:NH2	2.37	0.58
2:C0:61:PRO:HD3	2:C0:84:ILE:HG12	1.86	0.58
1:C3:90:GLU:HA	1:D3:280:LYS:NZ	2.18	0.58
2:F6:68:LEU:HB3	2:F6:96:GLY:HA2	1.84	0.58
2:H3:87:PRO:HG2	2:I3:278:SER:N	2.19	0.58
1:I4:86:LEU:C	2:J4:281:TYR:CZ	2.79	0.58
2:J2:60:VAL:HG11	2:K1:281:TYR:HD1	1.69	0.58
1:J5:27:GLU:OE1	1:J5:243:ARG:NH1	2.35	0.58
2:J6:83:GLN:HG3	2:K5:281:TYR:HH	1.68	0.58
1:L4:85:GLN:O	1:M4:282:TYR:CE2	2.57	0.58
1:N2:124:LYS:CE	1:O2:297:GLU:OE1	2.51	0.58
2:N5:346:PRO:HD3	1:N6:397:LEU:HD12	1.86	0.58
2:O5:10:GLY:HA3	9:O5:501:GDP:PB	2.44	0.58
1:O6:10:GLY:HA2	8:O6:501:GTP:O1G	2.03	0.58
1:P0:269:LEU:HD22	1:P0:303:VAL:HG21	1.85	0.58
1:P2:329:ASN:ND2	2:P3:175:VAL:HG13	2.18	0.58
2:P3:48:ASN:O	2:P3:62:ARG:NH2	2.36	0.58
1:P6:128:GLN:HE21	1:Q5:290:GLU:CD	2.11	0.58
2:R0:86:ARG:CG	2:S0:281:TYR:HB2	2.25	0.58
1:R1:179:THR:CB	8:R1:501:GTP:HO3'	2.09	0.58
2:R6:12:CYS:HB3	9:R6:501:GDP:PA	2.43	0.58
1:S1:248:LEU:HD21	9:S2:501:GDP:H3'	1.84	0.58
2:S6:60:VAL:HG11	2:T6:281:TYR:CB	2.32	0.58
1:V0:127:ASP:CG	1:W0:293:ASN:CG	2.71	0.58
1:V4:257:THR:HG23	2:V5:397:TRP:CB	2.34	0.58
2:W3:128:ASP:N	3:X2:18:GLY:HA2	2.17	0.58
2:W5:350:LYS:HD3	1:W6:180:ALA:HA	1.85	0.58
5:3G:192:ILE:HG13	5:3G:198:PHE:HD1	1.68	0.58
5:3H:46:ARG:NE	5:3H:166:PHE:CB	2.66	0.58
5:7C:46:ARG:NE	5:7C:166:PHE:CB	2.66	0.58
5:7D:46:ARG:NE	5:7D:166:PHE:CB	2.66	0.58

Continued on next page...

Continued from previous page...

Atom-1	Atom-2	Interatomic distance (Å)	Clash overlap (Å)
5:6B:71:TYR:O	5:6C:121:ARG:NH2	2.36	0.58
5:6C:46:ARG:NE	5:6C:166:PHE:CB	2.66	0.58
5:5B:71:TYR:O	5:5C:121:ARG:NH2	2.36	0.58
2:A1:281:TYR:HD1	2:M1:58:LYS:HZ1	1.51	0.58
1:A2:262:TYR:CD1	3:X1:117:PHE:CZ	2.88	0.58
1:B5:88:HIS:CD2	1:C5:280:LYS:O	2.56	0.58
1:D5:336:LYS:NZ	1:D5:348:PRO:O	2.33	0.58
1:H2:89:PRO:HD3	1:I2:283:HIS:HD2	1.67	0.58
2:I5:204:ASN:HA	2:I5:207:LEU:HD12	1.85	0.58
1:J1:408:TYR:HB3	1:J1:413:MET:HE2	1.85	0.58
1:J3:286:LEU:O	1:J3:373:ARG:NH1	2.34	0.58
1:J5:62:VAL:HG11	1:K4:283:HIS:O	2.03	0.58
1:J5:402:ARG:NH1	1:J5:415:GLU:OE2	2.37	0.58
2:K3:87:PRO:HG3	2:L3:277:GLY:O	2.03	0.58
2:L3:85:PHE:N	2:M3:281:TYR:OH	2.33	0.58
1:N0:349:THR:HG21	2:N1:182:PRO:HD3	1.84	0.58
1:N2:123:ARG:NH1	1:O2:297:GLU:HG3	2.19	0.58
1:N4:124:LYS:CE	1:O4:297:GLU:CD	2.73	0.58
1:N4:353:VAL:HG22	2:N5:177:ASP:HB3	1.84	0.58
2:N5:87:PRO:HG2	2:O5:278:SER:N	2.17	0.58
1:O0:90:GLU:OE2	1:P0:280:LYS:NZ	2.33	0.58
2:O1:346:PRO:HG3	1:O2:394:LYS:HG2	1.83	0.58
2:O5:226:ASN:OD1	9:O5:501:GDP:C6	2.57	0.58
2:O5:351:THR:HG22	1:O6:179:THR:HG22	1.84	0.58
1:P2:248:LEU:HD12	2:P3:222:TYR:HE2	1.64	0.58
1:Q3:124:LYS:HE2	1:R3:297:GLU:OE1	2.03	0.58
2:R0:53:GLU:O	2:S0:283:ALA:HB2	2.04	0.58
1:R1:254:GLU:HA	2:R2:98:GLY:CA	2.33	0.58
1:R3:168:GLU:HB2	1:R3:201:ALA:HA	1.85	0.58
2:R4:84:ILE:O	2:S4:281:TYR:HE1	1.86	0.58
1:R5:254:GLU:HG2	2:R6:98:GLY:CA	2.31	0.58
2:S4:112:LEU:HD23	2:S4:147:MET:HE2	1.86	0.58
2:S4:245:GLN:C	1:S5:15:GLN:HE22	2.11	0.58
2:S6:306:ARG:NH1	2:S6:340:TYR:OH	2.37	0.58
1:T5:12:ALA:CA	8:T5:501:GTP:C8	2.84	0.58
2:T6:55:THR:HG21	2:U6:284:LEU:CD1	2.34	0.58
2:U0:392:LYS:NZ	2:U0:405:GLU:OE2	2.34	0.58
2:U4:165:ASN:ND2	2:U4:198:GLU:OE2	2.37	0.58
1:U5:60:LYS:HE2	1:V4:282:TYR:C	2.26	0.58
1:U5:140:SER:OG	8:U5:501:GTP:O5'	2.21	0.58
1:V0:123:ARG:HH21	1:W0:298:PRO:HD2	1.56	0.58

Continued on next page...

Continued from previous page...

Atom-1	Atom-2	Interatomic distance (Å)	Clash overlap (Å)
3:X3:81:LYS:HD3	3:X3:161:ARG:HD2	1.85	0.58
5:3G:46:ARG:NE	5:3G:166:PHE:CB	2.66	0.58
5:2I:46:ARG:CD	5:2I:166:PHE:CD1	2.86	0.58
5:4H:144:HIS:CB	5:4H:204:THR:CG2	2.65	0.58
5:1G:192:ILE:HG13	5:1G:198:PHE:HD1	1.68	0.58
2:A5:54:ALA:O	2:B4:283:ALA:CB	2.39	0.58
1:B3:286:LEU:O	1:B3:373:ARG:NH1	2.37	0.58
2:C2:83:GLN:C	2:D2:281:TYR:OH	2.46	0.58
2:D6:73:MET:HE3	2:D6:92:PHE:HB3	1.86	0.58
2:E2:237:THR:OG1	2:E2:241:ARG:NH1	2.35	0.58
2:F2:52:ASN:OD1	2:F2:62:ARG:NH2	2.36	0.58
2:F6:16:ILE:HD11	2:F6:229:VAL:HG11	1.85	0.58
1:G0:60:LYS:NZ	1:H0:283:HIS:CB	2.67	0.58
2:H1:83:GLN:O	2:I1:281:TYR:CZ	2.56	0.58
2:H1:282:ARG:NH2	2:H1:292:GLN:OE1	2.37	0.58
2:O3:83:GLN:O	2:P3:281:TYR:OH	2.14	0.58
1:O4:314:ALA:HB1	2:O5:179:VAL:HG11	1.86	0.58
1:O4:326:LYS:NZ	2:O5:212:PHE:CG	2.71	0.58
2:O5:405:GLU:C	6:9A:597:LYS:CA	2.73	0.58
1:P0:253:THR:HG22	2:P1:98:GLY:HA3	1.85	0.58
2:P3:249:ASP:OD2	1:P4:98:ASP:OD1	2.22	0.58
1:P4:88:HIS:HA	1:Q3:283:HIS:CG	2.38	0.58
2:R2:351:THR:N	1:R3:179:THR:O	2.33	0.58
1:S3:87:PHE:CA	1:T3:283:HIS:NE2	2.66	0.58
1:S3:363:VAL:HG23	1:S3:366:GLY:HA3	1.86	0.58
1:T1:123:ARG:NH1	1:U1:297:GLU:HG2	2.12	0.58
1:U1:60:LYS:CE	1:V0:282:TYR:CD2	2.84	0.58
1:U5:171:ILE:CG1	8:U5:501:GTP:N3	2.66	0.58
2:U6:141:GLY:HA3	9:U6:501:GDP:PA	2.44	0.58
1:V0:56:THR:HA	1:W0:285:GLN:CB	2.34	0.58
2:V1:323:MET:HG2	1:V2:224:TYR:CD1	2.38	0.58
1:W0:259:LEU:HD11	1:W0:316:CYS:HB2	1.84	0.58
1:W0:262:TYR:HB2	1:W0:265:ILE:HG22	1.86	0.58
2:W5:292:GLN:O	2:W5:298:ASN:ND2	2.36	0.58
3:X3:2:PHE:O	3:X3:7:GLN:NE2	2.36	0.58
5:3E:77:LYS:HZ2	5:3F:89:LYS:NZ	2.01	0.58
5:4H:46:ARG:NE	5:4H:166:PHE:CB	2.66	0.58
5:6B:46:ARG:NE	5:6B:166:PHE:CB	2.66	0.58
5:5D:46:ARG:NE	5:5D:166:PHE:CB	2.66	0.58
1:B3:115:ILE:HD11	1:B3:156:ARG:HG3	1.86	0.58
1:B3:128:GLN:NE2	1:C3:285:GLN:HB3	2.11	0.58

Continued on next page...

Continued from previous page...

Atom-1	Atom-2	Interatomic distance (Å)	Clash overlap (Å)
2:C0:83:GLN:C	2:D0:281:TYR:OH	2.47	0.58
2:C0:171:PRO:O	2:C0:380:ARG:NH2	2.36	0.58
1:C3:89:PRO:C	1:D3:280:LYS:NZ	2.61	0.58
2:F2:215:LEU:HB3	2:F2:217:LEU:HD13	1.84	0.58
1:G0:180:ALA:HB3	1:G0:183:GLU:HB2	1.86	0.58
1:J3:420:GLU:HG2	1:N2:308:ARG:CZ	2.34	0.58
1:J5:416:GLY:C	1:N4:308:ARG:HH11	2.08	0.58
2:K5:34:GLY:HA3	2:K5:58:LYS:HZ2	1.69	0.58
2:K5:307:HIS:CD2	2:N5:281:TYR:N	2.68	0.58
2:M1:117:LEU:HD21	2:M1:154:LYS:HB3	1.86	0.58
2:M1:293:MET:HE3	2:M1:367:PHE:HB2	1.86	0.58
1:M4:31:GLN:OE1	5:1D:199:ILE:HD13	2.03	0.58
1:N2:90:GLU:OE2	1:O2:216:ASN:OD1	2.21	0.58
1:N2:175:PRO:HB3	1:N2:390:ARG:HD3	1.85	0.58
2:O3:58:LYS:HZ3	2:P3:280:GLN:CG	2.15	0.58
2:O3:390:ARG:NH2	6:9B:615:ARG:HH22	2.00	0.58
1:O4:11:GLN:N	8:O4:501:GTP:O1B	2.36	0.58
1:O6:140:SER:OG	8:O6:501:GTP:C4'	2.44	0.58
1:P6:231:ILE:HD11	8:P6:501:GTP:HN21	0.50	0.58
2:Q0:118:ASP:OD2	2:R0:297:LYS:CE	2.51	0.58
1:Q3:348:PRO:HG3	2:Q4:384:GLN:CA	2.34	0.58
2:Q4:409:THR:HB	6:9A:518:LYS:HG3	1.86	0.58
2:S2:16:ILE:HD11	2:S2:229:VAL:HG11	1.86	0.58
2:S2:66:VAL:HG11	2:S2:147:MET:HE1	1.84	0.58
1:S3:55:GLU:O	1:T3:285:GLN:HG3	2.04	0.58
2:S4:255:VAL:HG21	1:S5:100:ALA:O	2.04	0.58
1:T5:56:THR:CA	1:U5:285:GLN:CG	2.54	0.58
1:U3:89:PRO:HG2	1:V2:280:LYS:HG2	1.86	0.58
1:U3:346:TRP:CZ3	2:U4:393:ALA:CB	2.87	0.58
1:U5:12:ALA:CA	8:U5:501:GTP:O2A	2.52	0.58
1:V0:254:GLU:HG2	2:V1:99:ASN:N	2.19	0.58
2:W3:125:GLU:O	3:X2:17:ILE:CG2	2.49	0.58
5:1B:77:LYS:NZ	5:1C:89:LYS:CE	2.66	0.58
5:2B:46:ARG:NE	5:2B:166:PHE:CB	2.66	0.58
5:2F:144:HIS:HB3	5:2F:204:THR:HG22	1.78	0.58
5:2H:46:ARG:NE	5:2H:166:PHE:CB	2.66	0.58
5:3I:46:ARG:NE	5:3I:166:PHE:CB	2.66	0.58
5:2G:46:ARG:NE	5:2G:166:PHE:CB	2.66	0.58
1:C1:89:PRO:HG3	1:D1:279:GLU:CD	2.28	0.58
2:D4:87:PRO:HG2	2:E4:278:SER:HB3	1.85	0.58
1:E1:222:PRO:HB3	1:E1:226:ASN:HD21	1.68	0.58

Continued on next page...

Continued from previous page...

Atom-1	Atom-2	Interatomic distance (Å)	Clash overlap (Å)
1:E3:217:LEU:HD11	1:E3:275:VAL:HG22	1.84	0.58
1:F1:364:PRO:CB	5:4J:6:ARG:CZ	2.69	0.58
1:F5:49:PHE:HB2	1:F5:53:PHE:HD2	1.68	0.58
1:G0:364:PRO:HG3	5:4I:197:TYR:O	2.04	0.58
1:H2:33:ASP:O	1:H2:60:LYS:NZ	2.37	0.58
2:H5:282:ARG:NH2	2:H5:292:GLN:OE1	2.37	0.58
2:I3:238:THR:HA	2:I3:241:ARG:HH21	1.69	0.58
2:J4:354:CYS:SG	2:J4:355:ASP:N	2.77	0.58
2:J6:83:GLN:HG2	2:K5:281:TYR:OH	2.03	0.58
2:K1:54:ALA:HA	2:L1:283:ALA:HA	1.86	0.58
2:K3:86:ARG:HH12	2:L3:282:ARG:HG3	1.67	0.58
1:K4:88:HIS:CE1	1:L4:284:GLU:CD	2.55	0.58
2:N1:87:PRO:HG2	2:O1:278:SER:CB	2.33	0.58
2:O1:247:ASN:OD1	1:O2:11:GLN:NE2	2.37	0.58
1:Q3:348:PRO:HG3	2:Q4:384:GLN:CB	2.34	0.58
1:Q5:145:THR:HB	8:Q5:501:GTP:O2G	2.04	0.58
2:R0:1:MET:SD	1:R1:72:PRO:HG2	2.44	0.58
2:R0:87:PRO:HD2	2:S0:278:SER:HA	1.86	0.58
2:R2:122:LYS:NZ	2:S2:292:GLN:CG	2.63	0.58
2:R4:386:THR:HG22	6:9A:483:GLU:OE2	2.04	0.58
1:R5:60:LYS:CE	1:S5:282:TYR:HB3	2.33	0.58
2:S2:86:ARG:CG	2:T2:281:TYR:CG	2.67	0.58
1:S3:12:ALA:HB2	8:S3:501:GTP:C8	2.39	0.58
1:T3:56:THR:CB	1:U3:285:GLN:CA	2.77	0.58
1:T3:88:HIS:CE1	1:U3:284:GLU:HG3	2.39	0.58
2:T4:87:PRO:CG	2:U4:278:SER:OG	2.52	0.58
2:T4:256:ASN:HD21	1:T5:101:ASN:HB3	1.69	0.58
1:V0:260:VAL:O	2:V1:396:HIS:HE1	1.86	0.58
1:W2:339:ARG:O	1:W2:342:GLN:NE2	2.37	0.58
2:W5:186:THR:HG22	2:W5:415:MET:HE1	1.86	0.58
5:7B:71:TYR:O	5:7C:121:ARG:NH2	2.36	0.58
5:5D:112:ARG:HH21	5:5D:195:ASP:HA	1.68	0.58
2:A1:48:ASN:O	2:A1:62:ARG:NH2	2.37	0.57
1:A2:32:PRO:HD3	5:2C:196:VAL:HG13	1.86	0.57
2:C4:86:ARG:NE	2:D4:282:ARG:N	2.49	0.57
2:D2:54:ALA:HA	2:E2:283:ALA:CA	2.32	0.57
1:E1:54:SER:OG	1:F1:285:GLN:CD	2.46	0.57
2:E2:60:VAL:CG1	2:F2:281:TYR:CD1	2.82	0.57
2:E4:54:ALA:C	2:F4:283:ALA:HA	2.29	0.57
2:G1:58:LYS:NZ	2:H1:280:GLN:OE1	2.37	0.57
1:H0:86:LEU:C	1:I0:283:HIS:CD2	2.82	0.57

Continued on next page...

Continued from previous page...

Atom-1	Atom-2	Interatomic distance (Å)	Clash overlap (Å)
2:H3:238:THR:OG1	2:H3:318:ARG:NH1	2.37	0.57
1:I4:297:GLU:OE2	1:I4:300:ASN:ND2	2.37	0.57
2:I5:292:GLN:O	2:I5:298:ASN:ND2	2.36	0.57
1:K2:206:ASN:OD1	8:K2:501:GTP:N2	2.37	0.57
1:K4:195:LEU:HD11	1:K4:428:LEU:HD22	1.85	0.57
2:L3:282:ARG:NH2	2:L3:288:GLU:OE2	2.36	0.57
1:N0:60:LYS:CE	1:O0:282:TYR:C	2.77	0.57
1:N0:325:PRO:CG	2:N1:222:TYR:CE1	2.86	0.57
1:O4:140:SER:HB3	8:O4:501:GTP:H4'	1.86	0.57
1:P0:329:ASN:OD1	2:P1:175:VAL:HA	2.04	0.57
1:Q3:145:THR:HB	8:Q3:501:GTP:O1G	2.04	0.57
2:Q4:406:MET:CA	6:9A:511:GLU:O	2.51	0.57
2:R0:86:ARG:CG	2:S0:281:TYR:CB	2.82	0.57
2:S0:204:ASN:CG	9:S0:501:GDP:HN22	2.12	0.57
1:S1:143:GLY:HA3	8:S1:501:GTP:O2B	2.03	0.57
1:S1:180:ALA:HB3	1:S1:183:GLU:HB2	1.85	0.57
2:S4:54:ALA:HA	2:T4:283:ALA:HB2	1.86	0.57
1:S5:348:PRO:HB2	2:S6:384:GLN:NE2	2.18	0.57
2:T2:327:ASP:HB3	1:T3:177:VAL:HG11	1.85	0.57
1:T5:56:THR:CB	1:U5:285:GLN:CA	2.82	0.57
1:T5:251:ASP:HB2	1:T5:254:GLU:HG2	1.84	0.57
2:T6:54:ALA:HA	2:U6:283:ALA:HA	1.85	0.57
1:U5:56:THR:CG2	1:V4:285:GLN:N	2.65	0.57
1:U5:123:ARG:NH1	1:V4:338:LYS:HZ2	1.95	0.57
1:V4:329:ASN:CG	2:V5:175:VAL:HG22	2.28	0.57
1:W0:90:GLU:CG	3:X0:4:ASN:HB2	2.29	0.57
2:W5:178:THR:HB	2:W5:181:GLU:HB3	1.85	0.57
3:X2:90:GLU:OE2	3:X2:104:ARG:NH2	2.36	0.57
5:1C:144:HIS:CB	5:1C:204:THR:CG2	2.65	0.57
5:1E:77:LYS:HZ1	5:1F:89:LYS:HZ1	1.52	0.57
5:2H:129:GLY:HA2	5:2H:178:PRO:HD2	1.86	0.57
5:4I:46:ARG:NE	5:4I:166:PHE:CB	2.66	0.57
5:2J:144:HIS:CB	5:2J:204:THR:CG2	2.65	0.57
5:7D:112:ARG:HH21	5:7D:195:ASP:HA	1.68	0.57
5:2G:192:ILE:HG13	5:2G:198:PHE:HD1	1.68	0.57
1:A2:40:LYS:HZ2	5:2C:112:ARG:CZ	2.16	0.57
1:A2:88:HIS:HD2	1:B1:284:GLU:HG3	1.69	0.57
1:A6:290:GLU:CG	1:M6:128:GLN:CD	2.77	0.57
1:A6:400:ALA:CA	3:X3:52:THR:C	2.74	0.57
2:B4:86:ARG:HH11	2:C4:282:ARG:HD2	1.67	0.57
2:D6:86:ARG:NH2	2:E6:278:SER:CA	2.46	0.57

Continued on next page...

Continued from previous page...

Atom-1	Atom-2	Interatomic distance (Å)	Clash overlap (Å)
1:E1:286:LEU:O	1:E1:373:ARG:NH1	2.36	0.57
2:E2:125:GLU:OE1	2:F2:336:LYS:NZ	2.27	0.57
1:G0:60:LYS:CD	1:H0:283:HIS:CA	2.77	0.57
1:H2:87:PHE:C	1:I2:283:HIS:ND1	2.61	0.57
1:H2:364:PRO:HG3	5:3H:197:TYR:CG	2.40	0.57
2:I5:290:THR:HA	2:I5:293:MET:HG3	1.86	0.57
1:J1:128:GLN:CG	1:K0:290:GLU:OE2	2.52	0.57
2:J2:198:GLU:HG2	2:J2:266:PHE:HE2	1.68	0.57
2:J4:320:ARG:NE	5:1G:143:LYS:CD	2.59	0.57
2:K5:86:ARG:NH2	2:L5:282:ARG:HH11	0.25	0.57
1:N0:59:GLY:HA2	4:Y0:230:ARG:HH12	0.76	0.57
2:N1:52:ASN:OD1	2:N1:62:ARG:NH2	2.37	0.57
2:O3:390:ARG:NH2	6:9B:615:ARG:NH2	2.51	0.57
1:O4:349:THR:HG21	2:O5:182:PRO:HD3	1.86	0.57
2:O5:331:LEU:HD13	1:O6:176:GLN:HB3	1.86	0.57
1:P0:1:MET:HE2	2:P1:94:GLN:CD	2.29	0.57
2:P1:331:LEU:HD22	1:P2:177:VAL:HG13	1.85	0.57
2:P3:259:PRO:HA	1:P4:404:PHE:CD1	2.39	0.57
2:Q4:8:GLN:NE2	2:Q4:13:GLY:O	2.37	0.57
1:Q5:128:GLN:HE21	1:R5:285:GLN:HE21	1.51	0.57
1:R1:88:HIS:HA	1:S1:283:HIS:ND1	2.19	0.57
2:R6:311:LEU:HD23	2:R6:312:THR:HG23	1.85	0.57
2:T2:252:LYS:HD2	1:T3:101:ASN:ND2	2.19	0.57
2:U4:245:GLN:HB3	1:U5:224:TYR:CD2	2.38	0.57
1:V4:89:PRO:HB2	1:W4:280:LYS:HE3	1.83	0.57
1:V4:348:PRO:HD2	2:V5:388:MET:HG3	1.85	0.57
1:W0:26:LEU:HD13	1:W0:363:VAL:HG12	1.87	0.57
1:W0:90:GLU:CD	3:X0:4:ASN:ND2	2.62	0.57
2:W3:221:THR:HG22	2:W3:223:GLY:H	1.68	0.57
1:W4:143:GLY:HA3	8:W4:501:GTP:O3B	2.04	0.57
1:W4:189:LEU:HD11	1:W4:418:PHE:HE1	1.69	0.57
5:1A:106:PRO:HD2	5:1A:186:ALA:HB1	1.85	0.57
5:4J:46:ARG:NE	5:4J:166:PHE:CB	2.66	0.57
1:A2:285:GLN:HB2	1:M2:56:THR:OG1	2.04	0.57
2:B2:33:THR:O	2:B2:58:LYS:NZ	2.37	0.57
1:C3:195:LEU:HD21	1:C3:264:ARG:HG2	1.86	0.57
1:F1:364:PRO:HB2	5:4J:6:ARG:HH22	1.60	0.57
1:F5:62:VAL:HG23	1:G4:283:HIS:O	1.94	0.57
1:H4:86:LEU:O	1:I4:283:HIS:HD2	1.87	0.57
1:J5:103:TYR:HD2	1:J5:413:MET:HE1	1.69	0.57
1:K0:308:ARG:O	1:N0:282:TYR:O	2.21	0.57

Continued on next page...

Continued from previous page...

Atom-1	Atom-2	Interatomic distance (Å)	Clash overlap (Å)
2:K1:60:VAL:CG1	2:L1:281:TYR:HD1	2.17	0.57
1:K2:1:MET:HE1	2:K3:94:GLN:HB3	1.86	0.57
2:K5:237:THR:HG22	2:K5:250:LEU:HD11	1.85	0.57
1:L0:62:VAL:CG2	1:M0:283:HIS:C	2.49	0.57
2:L3:77:ARG:NH1	2:M3:281:TYR:OH	2.34	0.57
1:M0:438:ASP:OD1	1:M0:439:SER:N	2.37	0.57
2:M1:237:THR:HG22	2:M1:250:LEU:HD11	1.86	0.57
1:O2:260:VAL:HB	2:O3:397:TRP:NE1	2.20	0.57
1:O4:128:GLN:NE2	1:P4:290:GLU:OE2	2.38	0.57
2:Q2:260:PHE:CE1	1:Q3:403:ALA:HA	2.40	0.57
2:Q4:58:LYS:HZ3	2:R4:280:GLN:HG3	1.69	0.57
1:R1:329:ASN:CG	2:R2:175:VAL:HG13	2.30	0.57
2:R4:1:MET:SD	1:R5:72:PRO:CG	2.91	0.57
2:S4:243:PRO:HB3	1:S5:73:THR:O	2.03	0.57
1:S5:12:ALA:HB2	8:S5:501:GTP:C8	2.38	0.57
2:T0:247:ASN:ND2	1:T1:71:GLU:OE1	2.29	0.57
2:T6:138:SER:OG	9:T6:501:GDP:O5'	2.22	0.57
2:U2:10:GLY:O	2:U2:14:ASN:ND2	2.37	0.57
1:V0:124:LYS:CG	1:W0:290:GLU:OE1	2.52	0.57
1:V2:254:GLU:HG2	2:V3:99:ASN:CB	2.34	0.57
2:V3:252:LYS:CA	1:V4:100:ALA:HB1	2.35	0.57
5:2G:188:VAL:O	5:2G:192:ILE:HG12	2.05	0.57
5:1G:188:VAL:O	5:1G:192:ILE:HG12	2.05	0.57
1:A0:102:ASN:HB3	1:A0:105:ARG:HB2	1.86	0.57
1:A0:285:GLN:HB2	1:M0:56:THR:CA	2.33	0.57
2:A1:172:SER:HB2	2:A1:175:VAL:HG12	1.86	0.57
1:B5:76:ASP:OD1	1:B5:79:ARG:NH1	2.38	0.57
2:D4:212:PHE:HD2	2:D4:213:ARG:HH11	1.52	0.57
2:G5:58:LYS:HZ2	2:H5:280:GLN:CG	2.17	0.57
2:G5:215:LEU:HD21	2:G5:273:LEU:HB3	1.85	0.57
2:I1:87:PRO:CD	1:J1:280:LYS:HA	2.33	0.57
2:J2:18:ALA:HB2	2:J2:76:VAL:HG23	1.87	0.57
2:J6:170:VAL:HG21	2:J6:377:LEU:HD11	1.86	0.57
2:K5:306:ARG:NH2	2:N5:281:TYR:CE1	2.72	0.57
1:N0:55:GLU:O	1:O0:285:GLN:HB2	2.04	0.57
1:N4:263:PRO:HG3	2:N5:396:HIS:CG	2.39	0.57
2:O5:60:VAL:HG11	2:P5:281:TYR:CB	2.27	0.57
2:P1:113:VAL:HG11	2:P1:150:LEU:HD22	1.85	0.57
2:P5:58:LYS:HD3	2:Q4:280:GLN:HB2	1.86	0.57
1:P6:356:ASN:OD1	1:P6:357:TYR:N	2.38	0.57
2:Q0:246:LEU:HD11	8:Q1:501:GTP:H3'	1.85	0.57

Continued on next page...

Continued from previous page...

Atom-1	Atom-2	Interatomic distance (Å)	Clash overlap (Å)
1:Q3:351:PHE:O	2:Q4:177:ASP:C	2.47	0.57
1:R3:113:GLU:HG3	1:R3:114:ILE:HG23	1.87	0.57
2:R4:386:THR:CG2	6:9A:479:MET:HE3	2.34	0.57
2:R4:406:MET:HA	6:9A:468:GLU:O	1.98	0.57
1:S1:206:ASN:CG	8:S1:501:GTP:N2	2.61	0.57
2:S6:200:TYR:HD2	2:S6:268:PRO:HG3	1.69	0.57
2:U4:58:LYS:HZ1	2:V3:280:GLN:HB3	0.65	0.57
1:U5:115:ILE:HD11	1:U5:156:ARG:HG3	1.85	0.57
1:U5:260:VAL:O	2:U6:396:HIS:CE1	2.56	0.57
1:V0:62:VAL:HG21	1:W0:284:GLU:CA	2.33	0.57
2:W1:126:SER:CB	3:X1:36:ARG:NH2	2.67	0.57
2:W1:276:ARG:HH22	7:8A:325:LEU:CG	1.80	0.57
1:W6:385:ALA:HB2	1:W6:432:TYR:HD2	1.70	0.57
5:3C:77:LYS:CD	5:3D:89:LYS:HZ3	2.16	0.57
1:A6:419:SER:C	3:X3:108:TYR:CZ	2.83	0.57
2:C2:10:GLY:O	2:C2:14:ASN:ND2	2.37	0.57
1:D5:89:PRO:HG2	1:E5:280:LYS:HB2	1.83	0.57
2:D6:54:ALA:CB	2:E6:283:ALA:CA	2.82	0.57
1:E1:75:ILE:HG22	1:E1:79:ARG:HE	1.69	0.57
2:E4:56:GLY:CA	5:2J:154:SER:CB	2.82	0.57
1:G0:50:ASN:O	1:G0:64:ARG:NH1	2.37	0.57
1:G2:26:LEU:CD1	5:3I:196:VAL:HB	2.33	0.57
2:G5:15:GLN:OE1	2:G5:226:ASN:ND2	2.37	0.57
1:I0:292:THR:HG21	1:I0:331:ALA:HB1	1.85	0.57
2:I3:87:PRO:CG	1:J3:279:GLU:OE1	2.51	0.57
2:J6:173:PRO:HD2	2:J6:205:GLU:HG3	1.86	0.57
2:K1:320:ARG:CZ	5:2F:148:TYR:HE1	2.17	0.57
1:K4:88:HIS:CE1	1:L4:280:LYS:CB	2.87	0.57
2:O3:251:ARG:C	1:O4:100:ALA:HB1	2.29	0.57
2:O5:16:ILE:HG13	9:O5:501:GDP:C6	2.40	0.57
2:P1:237:THR:HG22	2:P1:250:LEU:HD11	1.87	0.57
2:P5:117:LEU:HA	2:P5:120:VAL:HG12	1.87	0.57
2:Q4:58:LYS:HZ3	2:R4:280:GLN:CG	2.18	0.57
1:Q5:191:THR:HG21	1:Q5:425:MET:HE2	1.86	0.57
1:R5:231:ILE:HD12	8:R5:501:GTP:N1	2.19	0.57
2:R6:169:VAL:HG11	9:R6:501:GDP:H1'	1.87	0.57
1:S3:326:LYS:HE2	2:S4:218:THR:O	2.04	0.57
2:T4:327:ASP:HB3	1:T5:177:VAL:CG1	2.34	0.57
2:U2:77:ARG:NH1	2:U2:82:GLY:O	2.37	0.57
1:U3:54:SER:HB2	1:V2:285:GLN:CD	2.29	0.57
1:U5:11:GLN:HG3	1:U5:74:VAL:HG21	1.87	0.57

Continued on next page...

Continued from previous page...

Atom-1	Atom-2	Interatomic distance (Å)	Clash overlap (Å)
1:U5:257:THR:HG23	2:U6:397:TRP:CD1	2.39	0.57
2:W3:375:GLN:HE21	2:W3:422:TYR:HB3	1.69	0.57
2:W5:234:SER:OG	2:W5:241:ARG:NH2	2.37	0.57
5:6D:112:ARG:HH21	5:6D:195:ASP:HA	1.69	0.57
5:5C:144:HIS:HB3	5:5C:204:THR:HG22	1.77	0.57
2:A1:54:ALA:HA	2:B0:283:ALA:CA	2.34	0.57
1:A4:263:PRO:HB2	3:X2:116:PRO:HG3	1.86	0.57
1:A4:415:GLU:CD	3:X2:86:TYR:OH	2.48	0.57
1:B1:76:ASP:OD1	1:B1:79:ARG:NH1	2.37	0.57
1:B1:172:TYR:OH	1:B1:387:ALA:O	2.22	0.57
1:B3:239:THR:OG1	1:B3:243:ARG:NH1	2.38	0.57
2:B4:257:MET:HA	2:B4:312:THR:HG21	1.86	0.57
2:D4:66:VAL:HG12	2:D4:91:VAL:HB	1.87	0.57
1:E3:41:THR:HG23	5:3J:20:THR:HA	1.86	0.57
1:G2:206:ASN:OD1	8:G2:501:GTP:N2	2.37	0.57
2:G5:87:PRO:CG	2:H5:278:SER:HG	2.17	0.57
1:H0:32:PRO:CG	5:4H:200:ILE:HD13	2.09	0.57
2:J2:318:ARG:NH1	2:J2:356:ILE:O	2.37	0.57
2:K5:55:THR:HB	2:L5:284:LEU:HG	1.87	0.57
2:N3:344:TRP:CZ3	1:N4:401:LYS:HB2	2.40	0.57
2:N5:138:SER:HB3	9:N5:501:GDP:H4'	1.85	0.57
2:O3:15:GLN:CG	4:Y1:204:MET:HE2	2.19	0.57
1:P6:10:GLY:C	8:P6:501:GTP:O1B	2.48	0.57
2:Q2:392:LYS:CA	6:9B:519:TRP:CH2	2.88	0.57
1:Q5:86:LEU:C	1:R5:283:HIS:NE2	2.63	0.57
2:R0:246:LEU:CD2	8:R1:501:GTP:H3'	2.35	0.57
2:R2:139:LEU:HD12	2:R2:170:VAL:HA	1.85	0.57
1:R3:128:GLN:HG3	1:S3:290:GLU:OE2	1.94	0.57
2:R4:10:GLY:HA3	9:R4:501:GDP:O1B	2.03	0.57
2:R6:58:LYS:HZ3	2:S6:280:GLN:HB2	1.65	0.57
2:R6:83:GLN:C	2:S6:281:TYR:HH	2.11	0.57
2:S0:85:PHE:O	2:T0:281:TYR:OH	2.23	0.57
2:T0:314:ALA:HB3	2:T0:368:ILE:HB	1.87	0.57
2:T4:324:LYS:HZ2	1:T5:210:TYR:HD1	1.52	0.57
2:V3:345:ILE:O	2:V3:348:ASN:ND2	2.38	0.57
2:W5:344:TRP:CE3	1:W6:401:LYS:HD2	2.40	0.57
1:W6:171:ILE:HD12	8:W6:501:GTP:C2	2.40	0.57
3:X2:141:ARG:NH1	3:X2:147:ASN:OD1	2.37	0.57
5:3C:109:SER:HB3	5:3C:112:ARG:HG3	1.87	0.57
2:B4:87:PRO:O	2:C4:216:LYS:NZ	2.37	0.57
2:D4:292:GLN:O	2:D4:298:ASN:ND2	2.37	0.57

Continued on next page...

Continued from previous page...

Atom-1	Atom-2	Interatomic distance (Å)	Clash overlap (Å)
1:D5:79:ARG:NH2	1:D5:94:THR:OG1	2.37	0.57
1:E1:39:ASP:CG	5:4J:74:VAL:HG21	2.18	0.57
2:E2:58:LYS:CE	2:F2:280:GLN:OE1	2.53	0.57
1:E3:269:LEU:HD22	1:E3:303:VAL:HG21	1.86	0.57
2:F0:178:THR:HB	2:F0:181:GLU:HB2	1.87	0.57
1:F1:89:PRO:HD3	1:G0:283:HIS:NE2	2.11	0.57
1:G2:14:VAL:HG22	1:G2:67:PHE:HD2	1.70	0.57
2:H1:87:PRO:CD	2:I1:278:SER:OG	2.43	0.57
2:H3:87:PRO:CG	2:I3:278:SER:CB	2.69	0.57
2:H5:62:ARG:NH1	2:H5:127:CYS:SG	2.78	0.57
2:J4:285:THR:HG22	2:J4:287:PRO:HD2	1.85	0.57
2:K5:5:VAL:HG22	2:K5:62:ARG:HD2	1.87	0.57
1:L2:62:VAL:HG11	1:M2:283:HIS:HB3	1.87	0.57
1:N4:60:LYS:CD	1:O4:282:TYR:CG	2.88	0.57
2:N5:256:ASN:OD1	1:N6:182:VAL:HG22	2.04	0.57
2:N5:261:PRO:HG3	1:N6:406:HIS:CE1	2.40	0.57
2:P1:251:ARG:C	1:P2:100:ALA:HB1	2.29	0.57
2:P5:12:CYS:HB2	9:P5:501:GDP:H8	1.69	0.57
2:Q2:347:ASN:HB3	1:Q3:178:SER:HB2	1.87	0.57
2:R4:236:VAL:HG22	2:R4:368:ILE:HD11	1.87	0.57
2:R4:323:MET:HB3	1:R5:210:TYR:OH	2.03	0.57
1:R5:53:PHE:HB3	1:R5:61:HIS:HB3	1.86	0.57
1:S5:12:ALA:HB2	8:S5:501:GTP:O2A	2.05	0.57
2:S6:86:ARG:HG2	2:T6:278:SER:CB	2.35	0.57
2:S6:313:VAL:HB	2:S6:349:VAL:HG22	1.87	0.57
2:T4:322:SER:HB2	1:T5:222:PRO:O	2.04	0.57
2:U0:10:GLY:O	2:U0:14:ASN:ND2	2.37	0.57
2:U0:324:LYS:HD3	1:U1:210:TYR:CB	2.33	0.57
1:U3:329:ASN:CG	2:U4:175:VAL:HG13	2.30	0.57
1:V0:254:GLU:HG2	2:V1:98:GLY:CA	2.34	0.57
1:V0:258:ASN:HB3	2:V1:179:VAL:HG12	1.86	0.57
2:V3:251:ARG:NH1	1:V4:105:ARG:CZ	2.68	0.57
1:V4:269:LEU:HD22	1:V4:303:VAL:HG21	1.86	0.57
2:V5:54:ALA:CA	2:W5:283:ALA:HB2	2.33	0.57
2:W5:121:ARG:NH2	3:X3:43:GLN:NE2	2.45	0.57
5:3I:192:ILE:HD12	5:3I:198:PHE:HD1	1.68	0.57
5:2J:143:LYS:HZ3	5:2J:155:GLU:CD	2.13	0.57
2:C2:278:SER:HA	2:C2:281:TYR:HD2	1.70	0.57
1:D1:34:GLY:HA3	1:D1:60:LYS:HZ3	1.70	0.57
2:F0:101:TRP:CD1	2:F0:145:SER:HG	2.23	0.57
1:G0:88:HIS:NE2	1:H0:284:GLU:OE2	2.32	0.57

Continued on next page...

Continued from previous page...

Atom-1	Atom-2	Interatomic distance (Å)	Clash overlap (Å)
2:G5:83:GLN:HG3	2:H5:281:TYR:OH	2.05	0.57
2:I3:58:LYS:HZ1	5:2G:13:ILE:HD13	0.67	0.57
1:I4:56:THR:HG22	2:J4:283:ALA:CA	2.35	0.57
2:I5:232:THR:HG21	2:I5:268:PRO:HB2	1.85	0.57
1:J3:85:GLN:O	1:K2:283:HIS:ND1	2.37	0.57
1:J3:282:TYR:CD2	5:2G:9:ARG:CZ	2.74	0.57
1:J5:85:GLN:O	1:K4:283:HIS:CE1	2.56	0.57
1:J5:416:GLY:CA	1:N4:308:ARG:NH1	2.68	0.57
2:K5:55:THR:CB	2:L5:284:LEU:CG	2.81	0.57
1:M0:364:PRO:HG3	5:3D:197:TYR:CD1	2.39	0.57
2:M3:271:ALA:HB3	2:M3:365:ALA:HB3	1.86	0.57
2:N1:113:VAL:HG11	2:N1:150:LEU:HD22	1.87	0.57
1:O2:248:LEU:CD1	2:O3:222:TYR:HE2	2.18	0.57
2:O5:11:GLN:N	9:O5:501:GDP:O1B	2.38	0.57
1:O6:90:GLU:OE2	1:P6:280:LYS:NZ	2.37	0.57
1:P4:260:VAL:CG2	2:P5:397:TRP:HE1	2.06	0.57
2:P5:130:LEU:O	2:P5:162:ARG:NH1	2.38	0.57
2:Q0:122:LYS:CG	2:R0:291:GLN:OE1	2.53	0.57
1:Q1:261:PRO:HB3	2:Q2:394:PHE:CD1	2.40	0.57
1:Q1:349:THR:HG21	2:Q2:182:PRO:CD	2.34	0.57
1:Q5:128:GLN:HE21	1:R5:285:GLN:NE2	2.03	0.57
2:R0:354:CYS:SG	2:R0:355:ASP:N	2.78	0.57
1:R1:254:GLU:CA	2:R2:98:GLY:HA3	2.34	0.57
2:R4:344:TRP:C	1:R5:397:LEU:HD23	2.30	0.57
2:R6:136:THR:HG22	2:R6:167:PHE:HB2	1.87	0.57
1:S1:206:ASN:OD1	8:S1:501:GTP:N2	2.37	0.57
1:S1:329:ASN:ND2	2:S2:208:TYR:CZ	2.73	0.57
1:S1:353:VAL:HB	2:S2:177:ASP:CG	2.29	0.57
1:S3:33:ASP:O	1:T3:282:TYR:OH	2.21	0.57
1:S3:348:PRO:CG	2:S4:384:GLN:HG3	2.35	0.57
2:S6:372:THR:HG21	2:S6:426:GLN:HB2	1.85	0.57
2:T0:122:LYS:CB	2:U0:291:GLN:HG2	2.33	0.57
1:T3:326:LYS:HZ1	2:T4:208:TYR:C	2.11	0.57
1:T5:365:GLY:HA2	5:5A:146:PRO:HG3	1.85	0.57
2:T6:60:VAL:HG11	2:U6:281:TYR:CB	2.27	0.57
2:U0:252:LYS:NZ	8:U1:501:GTP:PG	2.77	0.57
1:V4:90:GLU:CA	1:W4:280:LYS:NZ	2.67	0.57
2:W5:12:CYS:SG	9:W5:501:GDP:C4	2.98	0.57
1:W6:27:GLU:OE1	1:W6:243:ARG:NH1	2.31	0.57
1:W6:120:ASP:CG	3:X3:6:PHE:CE1	2.81	0.57
5:3E:192:ILE:HD12	5:3E:198:PHE:CD1	2.39	0.57

Continued on next page...

Continued from previous page...

Atom-1	Atom-2	Interatomic distance (Å)	Clash overlap (Å)
1:A2:284:GLU:HB2	1:M2:88:HIS:NE2	2.20	0.57
2:B4:45:GLU:HG3	2:B4:46:ARG:HG2	1.87	0.57
1:G0:54:SER:C	1:H0:285:GLN:OE1	2.48	0.57
2:G5:267:MET:HE1	2:G5:371:SER:HB3	1.87	0.57
1:H2:60:LYS:HE3	1:I2:282:TYR:CD2	2.21	0.57
1:H2:224:TYR:O	1:H2:228:ASN:ND2	2.37	0.57
1:I4:89:PRO:CG	2:J4:278:SER:CA	2.82	0.57
1:J5:286:LEU:O	1:J5:373:ARG:NH1	2.38	0.57
1:L2:88:HIS:HD2	1:M2:283:HIS:CA	2.15	0.57
2:L3:48:ASN:O	2:L3:62:ARG:NH2	2.37	0.57
2:M3:282:ARG:NH2	2:M3:292:GLN:OE1	2.37	0.57
1:O0:56:THR:HG23	1:P0:284:GLU:O	2.04	0.57
2:O3:324:LYS:HD2	1:O4:210:TYR:HB3	1.85	0.57
1:O6:62:VAL:HG23	1:P6:283:HIS:O	2.04	0.57
1:P2:352:LYS:HA	2:P3:177:ASP:C	2.30	0.57
2:P3:405:GLU:OE2	6:9B:558:THR:O	2.22	0.57
2:P5:8:GLN:NE2	2:P5:13:GLY:O	2.38	0.57
1:P6:47:ASP:OD2	1:P6:50:ASN:ND2	2.37	0.57
2:Q0:86:ARG:CG	2:R0:281:TYR:HB3	2.29	0.57
2:S0:344:TRP:HZ3	1:S1:403:ALA:HB2	1.69	0.57
2:S4:344:TRP:O	1:S5:397:LEU:HD23	2.05	0.57
2:S6:285:THR:HG22	2:S6:287:PRO:HD2	1.87	0.57
2:T4:238:THR:OG1	2:T4:318:ARG:NH2	2.35	0.57
2:U0:261:PRO:HG3	1:U1:406:HIS:CD2	2.40	0.57
2:U4:255:VAL:HG21	1:U5:102:ASN:OD1	2.05	0.57
1:V0:71:GLU:HG3	1:V0:98:ASP:HB3	1.86	0.57
2:V1:251:ARG:CD	1:V2:105:ARG:CZ	2.83	0.57
1:V2:127:ASP:CB	1:W2:293:ASN:CG	2.76	0.57
1:W6:171:ILE:HG21	8:W6:501:GTP:N3	2.20	0.57
3:X1:173:SER:OG	3:X1:175:ASP:OD1	2.23	0.57
5:7A:144:HIS:HB3	5:7A:204:THR:HG22	1.77	0.57
2:A1:283:ALA:HB3	2:M1:53:GLU:O	2.02	0.57
2:A5:173:PRO:HB3	2:A5:380:ARG:HD2	1.87	0.57
1:A6:27:GLU:OE1	1:A6:243:ARG:NH1	2.36	0.57
1:A6:88:HIS:HD1	1:A6:90:GLU:H	1.53	0.57
2:E0:48:ASN:O	2:E0:62:ARG:NH2	2.36	0.57
2:E4:119:VAL:HA	2:E4:122:LYS:HE2	1.86	0.57
1:E5:192:HIS:NE2	1:E5:424:ASP:OD2	2.37	0.57
1:F1:53:PHE:HB3	1:F1:61:HIS:HB3	1.87	0.57
1:H0:128:GLN:OE1	1:I0:285:GLN:HG2	2.01	0.57
1:H0:215:ARG:HH12	1:H0:299:ALA:HB1	1.70	0.57

Continued on next page...

Continued from previous page...

Atom-1	Atom-2	Interatomic distance (Å)	Clash overlap (Å)
2:H1:86:ARG:HA	2:I1:281:TYR:CB	2.35	0.57
2:I5:60:VAL:CG1	1:J5:283:HIS:CA	2.43	0.57
1:L0:27:GLU:OE1	1:L0:243:ARG:NH1	2.38	0.57
1:L0:62:VAL:HG21	1:M0:283:HIS:CA	2.33	0.57
1:M2:27:GLU:OE1	1:M2:243:ARG:NH1	2.37	0.57
1:M6:265:ILE:HG21	1:M6:313:MET:HE1	1.86	0.57
1:N0:60:LYS:CE	1:O0:282:TYR:O	2.52	0.57
1:N4:93:ILE:HD11	1:N4:121:ARG:HG3	1.87	0.57
1:O0:260:VAL:HG23	2:O1:397:TRP:HE1	1.70	0.57
2:O1:54:ALA:CA	2:P1:283:ALA:HB2	2.32	0.57
1:O2:414:GLU:HG2	1:O2:416:GLY:H	1.68	0.57
1:O4:62:VAL:CG2	1:P4:283:HIS:O	2.53	0.57
2:O5:54:ALA:HA	2:P5:283:ALA:CB	2.34	0.57
1:Q3:140:SER:OG	8:Q3:501:GTP:O2B	2.23	0.57
1:Q3:217:LEU:HD11	1:Q3:275:VAL:HG22	1.87	0.57
2:R2:32:PRO:HA	2:R2:84:ILE:HD11	1.85	0.57
1:R3:120:ASP:OD1	1:S3:297:GLU:CD	2.46	0.57
2:R6:86:ARG:HG2	2:S6:281:TYR:HB2	1.83	0.57
2:S0:259:PRO:HA	1:S1:404:PHE:H	1.70	0.57
2:T0:122:LYS:CG	2:U0:291:GLN:HG3	2.35	0.57
2:T0:195:ASN:C	2:T0:195:ASN:HD22	2.12	0.57
2:T6:16:ILE:HG13	9:T6:501:GDP:C6	2.40	0.57
2:T6:144:GLY:HA3	9:T6:501:GDP:O2B	2.05	0.57
2:U6:222:TYR:O	2:U6:226:ASN:ND2	2.35	0.57
2:W3:129:CYS:SG	1:W4:96:LYS:CD	2.93	0.57
2:W3:323:MET:HE2	1:W4:224:TYR:OH	2.04	0.57
1:W4:349:THR:OG1	2:W5:178:THR:O	2.16	0.57
5:3G:192:ILE:HA	5:3G:193:ASP:HB2	1.87	0.57
6:9A:428:VAL:HG12	6:9A:432:TRP:CD1	2.40	0.57
1:A0:400:ALA:CB	3:X0:52:THR:HG1	1.90	0.56
1:A6:419:SER:OG	3:X3:108:TYR:CE2	2.58	0.56
2:E2:58:LYS:HZ2	2:F2:280:GLN:C	2.13	0.56
2:E4:265:PHE:HB3	2:E4:374:ILE:HD13	1.87	0.56
2:F0:252:LYS:NZ	8:F1:501:GTP:O3G	2.37	0.56
1:F1:173:PRO:HG2	1:F1:187:SER:HB2	1.86	0.56
1:F5:318:LEU:HB2	1:F5:376:CYS:HB3	1.86	0.56
1:G0:60:LYS:NZ	1:H0:283:HIS:HD1	2.00	0.56
1:G2:56:THR:OG1	1:H2:285:GLN:CB	2.49	0.56
2:H1:33:THR:O	2:H1:58:LYS:NZ	2.38	0.56
1:H2:133:GLN:NE2	1:H2:251:ASP:OD1	2.38	0.56
1:H4:124:LYS:HZ1	1:I4:294:ALA:CB	2.18	0.56

Continued on next page...

Continued from previous page...

Atom-1	Atom-2	Interatomic distance (Å)	Clash overlap (Å)
1:I2:152:LEU:HB2	1:I2:156:ARG:HH12	1.70	0.56
2:J0:156:ARG:HG3	2:J0:195:ASN:HB3	1.87	0.56
1:K0:168:GLU:HB2	1:K0:201:ALA:HA	1.85	0.56
2:L3:86:ARG:HH11	2:M3:282:ARG:CG	2.18	0.56
1:O0:357:TYR:OH	4:Y0:202:ARG:HA	2.05	0.56
1:O2:56:THR:HA	1:P2:285:GLN:HB2	1.87	0.56
1:P2:248:LEU:HD11	2:P3:222:TYR:CZ	2.39	0.56
2:P3:323:MET:HB3	1:P4:210:TYR:OH	2.04	0.56
2:P3:409:THR:H	6:9B:561:GLU:CD	2.13	0.56
2:P5:392:LYS:HG3	2:P5:395:LEU:HD12	1.87	0.56
2:Q0:86:ARG:HB2	2:R0:281:TYR:HB3	1.86	0.56
1:R1:36:MET:HE3	1:R1:37:PRO:HD2	1.87	0.56
1:R1:100:ALA:HA	8:R1:501:GTP:O2G	2.04	0.56
2:R4:86:ARG:HH11	2:S4:281:TYR:C	2.13	0.56
1:S1:435:VAL:O	2:S2:391:ARG:NH2	2.37	0.56
2:S2:27:GLU:OE1	2:S2:241:ARG:NH2	2.38	0.56
2:S2:87:PRO:HD2	2:T2:278:SER:OG	2.05	0.56
1:S5:262:TYR:HB2	1:S5:265:ILE:HD12	1.87	0.56
1:V2:62:VAL:CG1	1:W2:283:HIS:C	2.74	0.56
1:V2:88:HIS:ND1	1:W2:280:LYS:HG2	2.20	0.56
2:V3:256:ASN:HD22	2:V3:350:LYS:HD2	1.70	0.56
2:W1:331:LEU:HD21	1:W2:176:GLN:HB3	1.87	0.56
1:W2:117:LEU:HA	3:X1:6:PHE:CG	2.38	0.56
5:3D:77:LYS:HZ2	5:3E:89:LYS:CE	2.17	0.56
1:A0:434:GLU:HG3	3:X0:100:ARG:CZ	2.34	0.56
1:B1:115:ILE:HA	1:B1:118:VAL:HG12	1.87	0.56
2:B2:68:LEU:HD12	2:B2:143:THR:HG23	1.88	0.56
1:B3:251:ASP:H	1:B3:254:GLU:HB3	1.70	0.56
1:B5:254:GLU:O	1:B5:258:ASN:ND2	2.38	0.56
2:C2:86:ARG:HB3	2:D2:281:TYR:O	2.05	0.56
1:E3:79:ARG:NH2	1:E3:94:THR:OG1	2.38	0.56
1:F5:289:ALA:O	1:F5:293:ASN:ND2	2.34	0.56
1:G0:2:ARG:HH21	1:G0:243:ARG:HA	1.70	0.56
1:I2:89:PRO:HG2	2:J2:277:GLY:HA3	1.69	0.56
2:J4:320:ARG:CG	5:1G:148:TYR:CE1	2.87	0.56
2:J6:318:ARG:NH1	2:J6:356:ILE:O	2.38	0.56
2:K3:156:ARG:NH2	2:K3:197:ASP:OD1	2.28	0.56
1:K4:127:ASP:OD2	1:L4:293:ASN:CG	2.47	0.56
2:K5:55:THR:CG2	2:L5:284:LEU:CG	2.81	0.56
1:N4:60:LYS:HD2	1:O4:282:TYR:CE2	2.37	0.56
2:O3:87:PRO:CD	2:P3:278:SER:OG	2.52	0.56

Continued on next page...

Continued from previous page...

Atom-1	Atom-2	Interatomic distance (Å)	Clash overlap (Å)
2:R0:252:LYS:HD3	8:R1:501:GTP:O3G	2.04	0.56
1:R1:140:SER:HA	1:R1:171:ILE:HB	1.85	0.56
1:R3:88:HIS:CD2	1:S3:283:HIS:HB2	2.40	0.56
2:R6:314:ALA:HB3	2:R6:368:ILE:HB	1.87	0.56
2:S0:66:VAL:HG12	2:S0:91:VAL:HB	1.87	0.56
2:S0:178:THR:HB	2:S0:181:GLU:HB2	1.88	0.56
2:S0:345:ILE:HD13	1:S1:398:MET:HG3	1.82	0.56
2:S4:58:LYS:HE3	2:T4:280:GLN:HB2	1.87	0.56
1:S5:346:TRP:CZ3	2:S6:393:ALA:HB2	2.40	0.56
2:T0:58:LYS:HD2	2:U0:280:GLN:HE21	1.69	0.56
2:T0:122:LYS:HA	2:U0:291:GLN:CD	2.30	0.56
2:T2:344:TRP:CA	1:T3:397:LEU:HD21	2.34	0.56
1:T5:70:LEU:HD13	1:T5:95:GLY:HA3	1.86	0.56
1:T5:89:PRO:CG	1:U5:280:LYS:CG	2.84	0.56
2:T6:11:GLN:HB3	9:T6:501:GDP:O1A	2.04	0.56
1:U1:108:TYR:HA	1:U1:112:LYS:HZ2	1.70	0.56
1:U3:349:THR:O	2:U4:179:VAL:HA	2.05	0.56
1:W2:348:PRO:CB	2:W3:384:GLN:HG2	2.35	0.56
1:W6:116:ASP:HB3	3:X3:6:PHE:CE2	2.39	0.56
5:1C:36:ARG:NH2	5:1D:121:ARG:NH1	2.07	0.56
5:2C:129:GLY:O	5:2C:177:THR:HA	2.06	0.56
5:3C:129:GLY:O	5:3C:177:THR:HA	2.06	0.56
5:5D:129:GLY:O	5:5D:177:THR:HA	2.06	0.56
1:A2:56:THR:HG23	1:B1:286:LEU:H	1.69	0.56
1:A2:168:GLU:HB2	1:A2:201:ALA:HA	1.88	0.56
1:A2:286:LEU:O	1:A2:373:ARG:NH1	2.38	0.56
2:A3:117:LEU:HD21	2:A3:154:LYS:HB3	1.87	0.56
1:A4:60:LYS:HD3	1:B3:283:HIS:CA	2.34	0.56
1:A4:62:VAL:HG21	1:B3:283:HIS:O	2.03	0.56
2:A5:54:ALA:CB	2:B4:283:ALA:N	2.68	0.56
2:C0:63:ALA:O	2:C0:89:ASN:ND2	2.38	0.56
2:C0:86:ARG:HH21	2:D0:283:ALA:N	2.04	0.56
2:C2:87:PRO:HA	2:C2:90:PHE:HD2	1.70	0.56
2:D2:63:ALA:O	2:D2:89:ASN:ND2	2.37	0.56
1:D5:88:HIS:NE2	1:E5:284:GLU:HB2	2.20	0.56
2:D6:63:ALA:O	2:D6:89:ASN:ND2	2.38	0.56
2:E2:271:ALA:N	2:E2:293:MET:HE1	2.20	0.56
1:E3:60:LYS:CD	1:F3:282:TYR:O	2.53	0.56
2:E4:322:SER:HB2	1:E5:221:ARG:HD2	1.87	0.56
2:E6:58:LYS:NZ	2:F6:280:GLN:O	2.36	0.56
2:F0:199:THR:OG1	2:F0:264:HIS:O	2.22	0.56

Continued on next page...

Continued from previous page...

Atom-1	Atom-2	Interatomic distance (Å)	Clash overlap (Å)
1:F1:364:PRO:HA	5:4J:6:ARG:NH1	2.19	0.56
2:F4:112:LEU:HD23	2:F4:147:MET:HE2	1.86	0.56
1:F5:279:GLU:HG2	5:2J:9:ARG:NH2	2.21	0.56
2:G1:10:GLY:O	2:G1:14:ASN:ND2	2.38	0.56
2:G1:34:GLY:HA3	2:G1:58:LYS:HE3	1.87	0.56
1:G2:62:VAL:HG22	1:H2:283:HIS:HB3	1.86	0.56
2:G3:122:LYS:HZ1	2:H3:291:GLN:HB3	1.63	0.56
1:G4:127:ASP:OD2	1:H4:293:ASN:CG	2.48	0.56
1:H0:180:ALA:HB3	1:H0:183:GLU:HB2	1.87	0.56
2:I5:55:THR:CG2	1:J5:286:LEU:HB2	2.35	0.56
2:I5:122:LYS:HE2	1:J5:290:GLU:CD	2.30	0.56
1:J3:363:VAL:HA	5:2G:197:TYR:CE1	2.40	0.56
1:J3:365:GLY:O	5:2G:146:PRO:CB	2.53	0.56
2:J6:231:ALA:HB1	2:J6:270:PHE:CE2	2.40	0.56
1:K4:89:PRO:N	1:L4:280:LYS:HG2	2.20	0.56
2:K5:83:GLN:O	2:L5:281:TYR:CZ	2.57	0.56
2:L3:170:VAL:HG21	2:L3:377:LEU:HD11	1.87	0.56
2:L5:129:CYS:SG	1:L6:97:GLU:CD	2.86	0.56
1:L6:50:ASN:O	1:L6:64:ARG:NH1	2.37	0.56
2:N1:53:GLU:C	2:O1:283:ALA:HB2	2.28	0.56
2:N3:117:LEU:HD11	2:N3:154:LYS:HD3	1.87	0.56
2:N3:260:PHE:HE1	1:N4:402:ARG:O	1.87	0.56
1:N4:254:GLU:O	1:N4:258:ASN:ND2	2.38	0.56
1:N4:325:PRO:CG	2:N5:222:TYR:CE1	2.89	0.56
2:N5:248:ALA:HA	2:N5:252:LYS:HG2	1.86	0.56
2:O3:390:ARG:CZ	6:9B:615:ARG:HH12	2.12	0.56
1:O4:263:PRO:HG3	2:O5:396:HIS:CD2	2.41	0.56
2:O5:129:CYS:SG	1:O6:96:LYS:CG	2.94	0.56
2:O5:222:TYR:HB3	4:Y2:203:THR:HG23	1.88	0.56
2:O5:405:GLU:CG	6:9A:597:LYS:HB3	2.26	0.56
2:P5:48:ASN:O	2:P5:62:ARG:NH2	2.39	0.56
2:P5:323:MET:HE3	1:P6:224:TYR:CE2	2.40	0.56
2:P5:344:TRP:HA	1:P6:397:LEU:CG	2.32	0.56
2:Q0:314:ALA:HB3	2:Q0:368:ILE:HB	1.88	0.56
1:Q3:346:TRP:CA	2:Q4:387:ALA:O	2.53	0.56
2:Q4:54:ALA:HA	2:R4:283:ALA:CB	2.34	0.56
2:Q4:409:THR:HB	6:9A:518:LYS:CG	2.34	0.56
1:R1:76:ASP:HA	1:R1:79:ARG:HD2	1.86	0.56
2:R4:10:GLY:HA2	9:R4:501:GDP:O1B	2.04	0.56
2:R4:12:CYS:CB	9:R4:501:GDP:C8	2.89	0.56
1:R5:286:LEU:O	1:R5:373:ARG:NH2	2.38	0.56

Continued on next page...

Continued from previous page...

Atom-1	Atom-2	Interatomic distance (Å)	Clash overlap (Å)
1:S1:4:CYS:HB2	1:S1:52:PHE:HE1	1.70	0.56
2:S4:288:GLU:O	2:S4:292:GLN:NE2	2.39	0.56
2:S6:16:ILE:HG12	9:S6:501:GDP:HN1	1.61	0.56
2:T0:122:LYS:CD	2:U0:291:GLN:HG3	2.36	0.56
2:T0:324:LYS:HG2	1:T1:210:TYR:CE1	2.39	0.56
1:T1:11:GLN:HG3	1:T1:74:VAL:HG21	1.88	0.56
1:T1:55:GLU:OE2	1:T1:61:HIS:NE2	2.38	0.56
1:T5:25:CYS:O	5:5A:196:VAL:CG1	2.51	0.56
2:U0:222:TYR:HD2	9:U0:501:GDP:C6	2.22	0.56
1:U1:86:LEU:CA	1:V0:283:HIS:HD2	2.17	0.56
1:V2:254:GLU:HA	2:V3:98:GLY:O	2.04	0.56
2:V3:122:LYS:NZ	2:W3:292:GLN:HA	2.20	0.56
2:V5:318:ARG:HE	2:V5:358:PRO:HD3	1.70	0.56
1:W2:319:TYR:HB3	1:W2:323:VAL:HG11	1.88	0.56
2:W5:276:ARG:NH1	7:8C:325:LEU:HD23	2.20	0.56
5:1B:129:GLY:O	5:1B:177:THR:HA	2.06	0.56
5:1C:129:GLY:O	5:1C:177:THR:HA	2.06	0.56
5:3G:129:GLY:O	5:3G:177:THR:HA	2.05	0.56
6:9B:536:GLU:HA	6:9B:539:ARG:HD2	1.87	0.56
5:4I:192:ILE:HD12	5:4I:198:PHE:HD1	1.68	0.56
5:2J:129:GLY:O	5:2J:177:THR:HA	2.06	0.56
5:7D:129:GLY:O	5:7D:177:THR:HA	2.05	0.56
5:6B:129:GLY:O	5:6B:177:THR:HA	2.06	0.56
5:6C:129:GLY:O	5:6C:177:THR:HA	2.06	0.56
2:A1:54:ALA:C	2:B0:283:ALA:CB	2.77	0.56
1:A4:286:LEU:O	1:A4:373:ARG:NH1	2.39	0.56
1:A6:196:GLU:HG2	3:X3:115:LYS:CE	2.34	0.56
2:C2:58:LYS:CE	2:D2:280:GLN:OE1	2.53	0.56
1:C5:88:HIS:CG	1:D5:284:GLU:HB2	2.40	0.56
2:D6:54:ALA:HB2	2:E6:283:ALA:N	2.20	0.56
1:E5:3:GLU:OE1	1:E5:64:ARG:NH1	2.39	0.56
1:F1:2:ARG:HH21	1:F1:243:ARG:HA	1.69	0.56
1:G2:220:GLU:OE1	5:3I:150:ASN:HB3	2.06	0.56
2:H3:48:ASN:O	2:H3:62:ARG:NH2	2.38	0.56
1:I6:91:GLN:HG3	1:I6:121:ARG:HH21	1.69	0.56
1:J3:81:GLY:O	1:J3:84:ARG:NH1	2.38	0.56
2:K1:139:LEU:HA	2:K1:145:SER:HB2	1.87	0.56
1:K4:309:HIS:CE1	1:N4:282:TYR:CD1	2.83	0.56
1:L0:89:PRO:HB2	1:M0:280:LYS:CG	2.34	0.56
2:L1:354:CYS:SG	2:L1:355:ASP:N	2.79	0.56
2:N5:346:PRO:HD3	1:N6:397:LEU:HD13	1.88	0.56

Continued on next page...

Continued from previous page...

Atom-1	Atom-2	Interatomic distance (Å)	Clash overlap (Å)
1:O4:326:LYS:HZ2	2:O5:212:PHE:CB	2.18	0.56
2:O5:392:LYS:CE	6:9A:601:ASN:ND2	2.68	0.56
2:Q0:46:ARG:HH22	1:Q1:76:ASP:CG	2.13	0.56
2:Q0:87:PRO:HG2	2:R0:278:SER:HA	1.83	0.56
2:Q4:390:ARG:NH2	6:9A:522:LYS:C	2.60	0.56
1:R3:258:ASN:ND2	2:R4:178:THR:HG23	2.19	0.56
1:R3:348:PRO:HG3	2:R4:384:GLN:CB	2.34	0.56
2:R4:327:ASP:HB3	1:R5:177:VAL:HB	1.85	0.56
2:R6:86:ARG:HA	2:S6:281:TYR:CB	2.32	0.56
2:S2:344:TRP:C	1:S3:397:LEU:CD2	2.78	0.56
2:S4:346:PRO:HB2	1:S5:394:LYS:HD3	1.87	0.56
2:S6:10:GLY:HA2	9:S6:501:GDP:O1B	1.94	0.56
2:S6:16:ILE:HG13	9:S6:501:GDP:O6	2.04	0.56
2:T0:324:LYS:HE3	1:T1:222:PRO:HG2	1.87	0.56
2:T6:86:ARG:CZ	2:U6:282:ARG:CZ	2.83	0.56
1:W2:327:ASP:OD2	1:W2:327:ASP:N	2.38	0.56
2:W5:375:GLN:HB2	2:W5:419:VAL:HG13	1.87	0.56
1:W6:143:GLY:HA3	8:W6:501:GTP:O1A	2.05	0.56
5:2B:129:GLY:O	5:2B:177:THR:HA	2.06	0.56
5:7A:197:TYR:CE1	5:7A:201:MET:HB2	2.41	0.56
5:7B:129:GLY:O	5:7B:177:THR:HA	2.06	0.56
5:5B:129:GLY:O	5:5B:177:THR:HA	2.06	0.56
2:A1:324:LYS:HE2	1:A2:214:ARG:HD2	1.88	0.56
2:A5:283:ALA:CB	2:M5:53:GLU:O	2.54	0.56
2:C0:165:ASN:ND2	2:C0:198:GLU:OE2	2.38	0.56
1:C3:128:GLN:CD	1:D3:285:GLN:HG3	2.30	0.56
1:F1:85:GLN:NE2	1:G0:282:TYR:CE2	2.74	0.56
2:G1:55:THR:N	2:H1:282:ARG:O	2.38	0.56
2:G3:52:ASN:OD1	2:G3:62:ARG:NH1	2.38	0.56
2:I5:309:ARG:NH1	2:I5:343:GLU:OE1	2.38	0.56
1:J3:53:PHE:HB3	1:J3:61:HIS:HB3	1.86	0.56
1:J5:416:GLY:CA	1:N4:308:ARG:HH11	2.18	0.56
1:K2:87:PHE:C	1:L2:283:HIS:ND1	2.64	0.56
1:L4:50:ASN:O	1:L4:64:ARG:NH1	2.37	0.56
2:M5:121:ARG:NH1	2:M5:158:GLU:OE2	2.38	0.56
1:M6:276:ILE:HD12	1:M6:281:ALA:HA	1.87	0.56
1:N0:295:CYS:O	1:N0:301:GLN:NE2	2.38	0.56
1:O0:218:ASP:OD2	1:O0:280:LYS:NZ	2.38	0.56
1:Q3:124:LYS:HE3	1:R3:297:GLU:OE1	2.06	0.56
1:Q5:168:GLU:HB2	1:Q5:201:ALA:HA	1.86	0.56
1:R1:55:GLU:OE1	1:R1:61:HIS:NE2	2.38	0.56

Continued on next page...

Continued from previous page...

Atom-1	Atom-2	Interatomic distance (Å)	Clash overlap (Å)
1:R1:180:ALA:HB3	1:R1:183:GLU:HG3	1.87	0.56
1:R3:261:PRO:O	2:R4:394:PHE:HA	2.04	0.56
2:R6:9:ALA:O	9:R6:501:GDP:O2B	2.24	0.56
1:S3:313:MET:HB2	1:S3:380:ASN:HB3	1.87	0.56
1:S5:262:TYR:CZ	2:S6:392:LYS:O	2.58	0.56
1:T5:89:PRO:HG2	1:U5:280:LYS:CG	2.35	0.56
1:V4:108:TYR:HA	1:V4:112:LYS:HE2	1.88	0.56
2:V5:87:PRO:N	2:W5:278:SER:HB2	2.20	0.56
5:3J:129:GLY:O	5:3J:177:THR:HA	2.06	0.56
5:4J:129:GLY:O	5:4J:177:THR:HA	2.06	0.56
5:5A:129:GLY:O	5:5A:177:THR:HA	2.06	0.56
2:D0:58:LYS:HZ3	2:E0:280:GLN:HB2	1.71	0.56
1:D5:251:ASP:HB2	1:D5:254:GLU:HG3	1.88	0.56
2:F4:54:ALA:HA	2:G3:283:ALA:HA	1.87	0.56
1:G0:53:PHE:HB3	1:G0:61:HIS:HB3	1.88	0.56
2:H5:55:THR:HG23	2:I5:284:LEU:HB3	1.86	0.56
2:I1:33:THR:CG2	5:3G:13:ILE:HD13	2.34	0.56
1:I2:147:SER:OG	1:I2:190:THR:OG1	2.24	0.56
1:I4:27:GLU:OE1	1:I4:243:ARG:NH1	2.37	0.56
1:J3:282:TYR:HE2	5:2G:9:ARG:HD3	1.70	0.56
2:K1:276:ARG:NH1	2:K1:279:GLN:OE1	2.39	0.56
1:K4:88:HIS:CE1	1:L4:280:LYS:CG	2.88	0.56
1:L0:220:GLU:HG2	1:L0:221:ARG:HG3	1.87	0.56
2:L5:323:MET:H	1:L6:221:ARG:CA	2.18	0.56
1:M2:168:GLU:HB3	1:M2:201:ALA:HA	1.86	0.56
1:N0:248:LEU:HA	2:N1:11:GLN:HE22	1.71	0.56
1:O4:228:ASN:OD1	8:O4:501:GTP:O6	2.24	0.56
2:Q2:347:ASN:CB	1:Q3:178:SER:HB2	2.34	0.56
1:Q3:348:PRO:CG	2:Q4:384:GLN:CG	2.84	0.56
1:R1:89:PRO:HG3	1:S1:279:GLU:HG3	1.86	0.56
1:T3:263:PRO:HD3	2:T4:396:HIS:CE1	2.41	0.56
1:T5:56:THR:HB	1:U5:285:GLN:CA	2.36	0.56
1:U5:60:LYS:CD	1:V4:283:HIS:HD2	1.86	0.56
1:U5:143:GLY:HA3	8:U5:501:GTP:O3B	2.06	0.56
2:U6:122:LYS:NZ	2:V5:295:ASP:OD2	2.03	0.56
1:W2:348:PRO:HB2	2:W3:384:GLN:HG2	1.87	0.56
3:X0:79:ILE:HG12	3:X0:131:GLN:HG2	1.87	0.56
5:1F:46:ARG:HD2	5:1F:166:PHE:CD1	2.41	0.56
5:6A:72:ALA:CB	5:6B:117:MET:HE2	2.36	0.56
1:A0:420:GLU:HG3	3:X0:109:GLN:HG2	1.88	0.56
1:A2:56:THR:HA	1:B1:285:GLN:CG	2.35	0.56

Continued on next page...

Continued from previous page...

Atom-1	Atom-2	Interatomic distance (Å)	Clash overlap (Å)
2:B2:62:ARG:NH1	2:B2:127:CYS:SG	2.78	0.56
1:B3:55:GLU:O	1:C3:285:GLN:NE2	2.37	0.56
1:B3:60:LYS:HD3	1:C3:283:HIS:CD2	2.40	0.56
1:B5:90:GLU:CG	1:C5:280:LYS:HE3	2.35	0.56
1:C1:437:VAL:O	2:C2:391:ARG:NH2	2.38	0.56
2:C2:87:PRO:C	2:D2:278:SER:HB2	2.05	0.56
1:D1:56:THR:HA	1:E1:285:GLN:CD	2.31	0.56
2:D2:202:ILE:HG12	2:D2:268:PRO:HG3	1.87	0.56
1:D5:60:LYS:CE	1:E5:283:HIS:CD2	2.89	0.56
1:E1:408:TYR:HB3	1:E1:413:MET:HE2	1.87	0.56
1:E5:62:VAL:HG11	1:F5:283:HIS:HB3	1.88	0.56
2:F4:87:PRO:HG2	2:G3:278:SER:HG	1.69	0.56
1:G0:88:HIS:HB3	1:G0:91:GLN:HG2	1.86	0.56
1:G0:363:VAL:CA	5:4I:197:TYR:HE1	2.19	0.56
2:H3:211:CYS:HB2	2:H3:217:LEU:HD12	1.88	0.56
1:H4:89:PRO:HD2	1:I4:280:LYS:HG2	1.88	0.56
1:H4:269:LEU:HD22	1:H4:303:VAL:HG21	1.88	0.56
1:I2:147:SER:HG	1:I2:190:THR:HG1	1.53	0.56
2:J2:330:MET:HE1	2:J2:351:THR:HG22	1.88	0.56
2:K1:86:ARG:NH1	2:L1:282:ARG:CA	2.60	0.56
1:K2:90:GLU:CG	1:L2:280:LYS:HD3	2.36	0.56
1:L0:88:HIS:CB	1:M0:283:HIS:HB3	2.34	0.56
2:N1:256:ASN:O	1:N2:181:VAL:HG11	2.04	0.56
2:N5:86:ARG:NH1	2:O5:282:ARG:CB	2.68	0.56
2:O3:390:ARG:HH21	6:9B:615:ARG:NH1	1.96	0.56
2:O5:73:MET:HE3	2:O5:92:PHE:HB3	1.87	0.56
2:P1:252:LYS:N	1:P2:100:ALA:HB1	2.21	0.56
2:P3:324:LYS:HA	1:P4:210:TYR:CE2	2.41	0.56
1:P6:144:GLY:N	8:P6:501:GTP:O2G	2.38	0.56
1:R1:60:LYS:HD2	1:S1:282:TYR:CZ	2.41	0.56
1:R1:120:ASP:CG	1:S1:297:GLU:OE1	2.47	0.56
1:R1:133:GLN:NE2	1:R1:251:ASP:OD2	2.39	0.56
2:S0:5:VAL:HG22	2:S0:62:ARG:HD3	1.88	0.56
1:S3:137:VAL:HG21	1:S3:154:MET:HE1	1.87	0.56
1:S5:140:SER:HB2	8:S5:501:GTP:C4'	2.26	0.56
2:T0:122:LYS:HG2	2:U0:291:GLN:HE21	1.63	0.56
1:T1:143:GLY:N	8:T1:501:GTP:H4'	2.20	0.56
2:T2:60:VAL:CG1	2:U2:281:TYR:O	2.53	0.56
1:T3:55:GLU:C	1:U3:285:GLN:HB2	2.31	0.56
1:U1:89:PRO:HD3	1:V0:280:LYS:HG2	1.76	0.56
2:U6:238:THR:OG1	2:U6:318:ARG:NH2	2.37	0.56

Continued on next page...

Continued from previous page...

Atom-1	Atom-2	Interatomic distance (Å)	Clash overlap (Å)
1:V2:154:MET:HE3	1:V2:166:LYS:HD2	1.88	0.56
2:V3:314:ALA:HB3	2:V3:368:ILE:HB	1.88	0.56
1:V4:175:PRO:HB3	1:V4:390:ARG:HD3	1.87	0.56
2:V5:45:GLU:HG3	2:V5:46:ARG:HG2	1.88	0.56
2:V5:248:ALA:HA	2:V5:252:LYS:HD3	1.88	0.56
2:V5:317:PHE:HB2	2:V5:353:VAL:HG22	1.87	0.56
2:W3:237:THR:HG22	2:W3:250:LEU:HD11	1.88	0.56
5:1A:129:GLY:O	5:1A:177:THR:HA	2.06	0.56
5:1E:46:ARG:HD2	5:1E:166:PHE:CD1	2.41	0.56
5:3E:46:ARG:HD2	5:3E:166:PHE:CD1	2.41	0.56
5:6A:129:GLY:O	5:6A:177:THR:HA	2.06	0.56
5:5A:197:TYR:CE1	5:5A:201:MET:HB2	2.41	0.56
2:A1:281:TYR:HE1	2:M1:58:LYS:HZ3	1.51	0.56
2:A5:68:LEU:HB3	2:A5:96:GLY:HA2	1.87	0.56
1:C1:215:ARG:NH2	1:C1:299:ALA:O	2.39	0.56
1:D5:89:PRO:HB2	1:E5:280:LYS:HE2	1.88	0.56
1:F5:58:ALA:HB2	5:2I:17:LYS:HE3	1.86	0.56
1:G2:85:GLN:CB	1:H2:283:HIS:CE1	2.78	0.56
2:I1:87:PRO:CB	1:J1:280:LYS:CE	2.84	0.56
1:I2:26:LEU:HD21	1:I2:364:PRO:HD3	1.88	0.56
1:J3:63:PRO:O	1:J3:91:GLN:NE2	2.33	0.56
1:J3:88:HIS:CD2	1:K2:284:GLU:OE1	2.57	0.56
1:K0:90:GLU:OE1	1:L0:280:LYS:HD2	2.04	0.56
1:L0:88:HIS:NE2	1:M0:284:GLU:CB	2.55	0.56
1:N2:87:PHE:O	1:O2:283:HIS:CG	2.58	0.56
2:N5:314:ALA:HB3	2:N5:368:ILE:HB	1.87	0.56
1:O0:75:ILE:HG22	1:O0:79:ARG:HD2	1.88	0.56
1:O2:120:ASP:OD1	1:O2:123:ARG:NH2	2.39	0.56
1:O2:128:GLN:HG3	1:P2:290:GLU:OE1	2.06	0.56
2:O3:238:THR:HA	2:O3:241:ARG:HH21	1.70	0.56
1:P0:194:THR:O	1:P0:198:SER:HB3	2.06	0.56
1:P2:258:ASN:HB3	2:P3:179:VAL:HG12	1.87	0.56
2:P5:258:VAL:CG1	1:P6:407:TRP:NE1	2.52	0.56
1:P6:12:ALA:CA	8:P6:501:GTP:O2A	2.47	0.56
1:Q3:353:VAL:HG22	2:Q4:177:ASP:CB	2.36	0.56
2:R0:258:VAL:O	1:R1:407:TRP:NE1	2.38	0.56
2:R0:314:ALA:HB3	2:R0:368:ILE:HB	1.87	0.56
1:R3:86:LEU:O	1:S3:283:HIS:NE2	2.38	0.56
2:R4:84:ILE:O	2:S4:281:TYR:CE1	2.58	0.56
1:R5:258:ASN:OD1	2:R6:180:VAL:HG22	2.06	0.56
2:S0:55:THR:HG23	2:T0:362:LYS:HE3	1.87	0.56

Continued on next page...

Continued from previous page...

Atom-1	Atom-2	Interatomic distance (Å)	Clash overlap (Å)
2:S0:259:PRO:HB3	1:S1:403:ALA:CB	2.35	0.56
1:S1:64:ARG:NH2	1:S1:128:GLN:OE1	2.39	0.56
2:S6:204:ASN:CG	9:S6:501:GDP:HO2'	2.13	0.56
2:U0:322:SER:HA	1:U1:223:THR:HG22	1.87	0.56
2:U4:31:ASP:OD2	2:U4:37:HIS:ND1	2.39	0.56
1:U5:56:THR:HG21	1:V4:284:GLU:C	2.28	0.56
1:V0:254:GLU:HA	2:V1:98:GLY:O	2.05	0.56
2:W3:333:VAL:HA	2:W3:336:LYS:HG2	1.88	0.56
1:W4:402:ARG:HD3	1:W4:405:VAL:HG21	1.86	0.56
2:W5:125:GLU:CG	3:X3:17:ILE:HD11	2.36	0.56
2:W5:271:ALA:CB	2:W5:365:ALA:HB3	2.35	0.56
5:1C:46:ARG:HD2	5:1C:166:PHE:CD1	2.41	0.56
5:2D:129:GLY:O	5:2D:177:THR:HA	2.06	0.56
5:4I:46:ARG:HD2	5:4I:166:PHE:CD1	2.41	0.56
5:7A:129:GLY:O	5:7A:177:THR:HA	2.06	0.56
5:5A:72:ALA:CB	5:5B:117:MET:HE2	2.36	0.56
5:5A:167:ASP:OD2	5:5B:125:LYS:HD3	2.06	0.56
5:1G:192:ILE:HA	5:1G:193:ASP:HB2	1.87	0.56
1:A0:7:ILE:HB	1:A0:137:VAL:HG12	1.88	0.56
2:A3:293:MET:HG2	2:A3:367:PHE:HB2	1.88	0.56
2:A5:2:ARG:HB3	2:A5:131:GLN:HB2	1.88	0.56
1:A6:283:HIS:O	1:M6:62:VAL:HG21	2.06	0.56
1:B1:88:HIS:HE1	1:C1:280:LYS:HD3	1.69	0.56
2:C2:256:ASN:HD21	2:C2:350:LYS:HD2	1.71	0.56
1:D1:60:LYS:HG2	1:E1:283:HIS:HA	1.87	0.56
2:E2:51:TYR:HB3	2:E2:59:TYR:HB3	1.88	0.56
2:E4:2:ARG:HB3	2:E4:131:GLN:HB2	1.88	0.56
1:G4:180:ALA:HB3	1:G4:183:GLU:HB2	1.86	0.56
2:H5:309:ARG:H	2:H5:372:THR:HG1	1.53	0.56
2:I1:85:PHE:O	1:J1:283:HIS:ND1	2.39	0.56
1:K0:88:HIS:CG	1:L0:283:HIS:HB3	2.39	0.56
2:K3:86:ARG:CB	2:L3:281:TYR:HB2	2.34	0.56
1:K4:50:ASN:O	1:K4:64:ARG:NH1	2.39	0.56
2:L3:58:LYS:HZ3	2:M3:280:GLN:HB2	1.69	0.56
2:L3:178:THR:HB	2:L3:181:GLU:HG3	1.87	0.56
1:N0:40:LYS:HG2	4:Y0:255:LYS:NZ	2.21	0.56
1:N0:87:PHE:O	1:O0:283:HIS:CG	2.59	0.56
2:N5:237:THR:HG22	2:N5:250:LEU:HD11	1.88	0.56
2:Q2:392:LYS:HA	6:9B:519:TRP:HH2	1.67	0.56
1:S5:262:TYR:OH	2:S6:392:LYS:O	2.24	0.56
2:T2:60:VAL:HG11	2:U2:281:TYR:CB	2.35	0.56

Continued on next page...

Continued from previous page...

Atom-1	Atom-2	Interatomic distance (Å)	Clash overlap (Å)
2:T4:324:LYS:HG2	1:T5:210:TYR:CD1	2.41	0.56
2:U2:125:GLU:HB2	2:V1:336:LYS:CE	2.34	0.56
2:U2:347:ASN:HD21	1:U3:394:LYS:HZ3	1.52	0.56
2:U4:144:GLY:CA	9:U4:501:GDP:O2B	2.53	0.56
2:V1:251:ARG:HD2	1:V2:105:ARG:CZ	2.36	0.56
5:2A:129:GLY:O	5:2A:177:THR:HA	2.06	0.56
5:2E:46:ARG:HD2	5:2E:166:PHE:CD1	2.41	0.56
5:2F:46:ARG:HD2	5:2F:166:PHE:CD1	2.41	0.56
5:3I:46:ARG:HD2	5:3I:166:PHE:CD1	2.41	0.56
5:7A:72:ALA:CB	5:7B:117:MET:HE2	2.36	0.56
5:6A:110:ARG:HA	5:6A:113:LYS:HD2	1.88	0.56
5:6D:46:ARG:HD2	5:6D:166:PHE:CD1	2.41	0.56
1:A0:175:PRO:HB3	1:A0:390:ARG:HD2	1.88	0.56
1:A2:60:LYS:NZ	1:B1:283:HIS:ND1	2.54	0.56
1:A2:397:LEU:CG	3:X1:30:ARG:HH22	2.19	0.56
1:A2:402:ARG:NH1	1:A2:415:GLU:OE2	2.39	0.56
1:A4:147:SER:OG	1:A4:190:THR:OG1	2.23	0.56
2:A5:48:ASN:O	2:A5:62:ARG:NH2	2.38	0.56
2:B4:245:GLN:NE2	2:B4:355:ASP:OD1	2.38	0.56
2:C2:86:ARG:NH1	2:D2:282:ARG:CB	2.62	0.56
1:C3:90:GLU:CA	1:D3:280:LYS:HZ1	2.02	0.56
1:C5:150:THR:HG22	1:C5:154:MET:HE2	1.88	0.56
2:D2:60:VAL:HG11	2:E2:281:TYR:HA	1.87	0.56
2:F0:167:PHE:HE2	2:F0:233:MET:HG3	1.71	0.56
1:G4:60:LYS:CE	1:H4:282:TYR:CE2	2.85	0.56
1:I4:86:LEU:CA	2:J4:281:TYR:HE1	2.18	0.56
2:J2:122:LYS:HG3	2:K1:291:GLN:HE21	1.57	0.56
1:L2:88:HIS:HD2	1:M2:283:HIS:C	2.14	0.56
2:L5:325:GLU:HB2	1:L6:221:ARG:HD3	1.88	0.56
1:M2:286:LEU:O	1:M2:373:ARG:NH1	2.35	0.56
1:N2:62:VAL:CG1	1:O2:283:HIS:C	2.33	0.56
1:N4:172:TYR:HB3	1:N4:205:ASP:HB3	1.87	0.56
1:N6:10:GLY:CA	8:N6:501:GTP:O1G	2.54	0.56
1:O0:179:THR:OG1	8:O0:501:GTP:C3'	2.53	0.56
2:O5:129:CYS:SG	1:O6:96:LYS:HG3	2.46	0.56
2:Q0:63:ALA:O	2:Q0:89:ASN:ND2	2.38	0.56
1:Q1:120:ASP:OD1	1:Q1:123:ARG:NH2	2.39	0.56
2:Q4:58:LYS:HD2	2:R4:280:GLN:HB2	1.87	0.56
2:R0:87:PRO:HG2	2:S0:277:GLY:O	2.06	0.56
2:R2:375:GLN:HB2	2:R2:419:VAL:HG23	1.86	0.56
2:R4:83:GLN:O	2:S4:281:TYR:CZ	2.59	0.56

Continued on next page...

Continued from previous page...

Atom-1	Atom-2	Interatomic distance (Å)	Clash overlap (Å)
1:R5:88:HIS:CE1	1:S5:280:LYS:HG2	2.41	0.56
2:S0:87:PRO:HD2	2:T0:281:TYR:CD1	2.41	0.56
2:S0:412:GLU:HA	2:S0:415:MET:HE2	1.87	0.56
2:S2:390:ARG:NE	6:9B:440:LEU:CD1	2.46	0.56
1:S5:62:VAL:CG2	1:T5:283:HIS:CB	2.77	0.56
2:T0:122:LYS:HB3	2:U0:291:GLN:CG	2.36	0.56
2:T4:392:LYS:HE2	2:T4:395:LEU:HD23	1.87	0.56
2:U0:61:PRO:HD3	2:U0:84:ILE:HG12	1.88	0.56
2:U4:245:GLN:O	1:U5:11:GLN:NE2	2.39	0.56
2:U4:252:LYS:HA	1:U5:100:ALA:HB1	1.88	0.56
1:V2:88:HIS:CE1	1:W2:280:LYS:CB	2.90	0.56
1:V2:90:GLU:H	1:W2:280:LYS:HD3	1.70	0.56
1:V2:182:VAL:HG13	1:V2:186:ASN:HD21	1.71	0.56
1:V2:435:VAL:HA	2:V3:391:ARG:HH22	1.71	0.56
2:V3:170:VAL:HG21	2:V3:377:LEU:HD11	1.88	0.56
1:V4:254:GLU:OE1	2:V5:98:GLY:HA2	2.06	0.56
2:W3:396:HIS:HA	2:W3:399:THR:HG22	1.88	0.56
2:W5:2:ARG:NH1	1:W6:71:GLU:HG3	2.21	0.56
5:1G:129:GLY:O	5:1G:177:THR:HA	2.05	0.56
2:A3:83:GLN:O	2:B2:281:TYR:CZ	2.59	0.55
2:B0:58:LYS:HE2	2:C0:281:TYR:CE1	2.40	0.55
1:B5:89:PRO:HD2	1:C5:280:LYS:CA	2.36	0.55
1:D5:254:GLU:HG2	2:D6:98:GLY:HA2	1.89	0.55
2:E0:101:TRP:HB2	2:E0:184:ASN:HA	1.88	0.55
2:H5:170:VAL:HG21	2:H5:377:LEU:HD11	1.88	0.55
1:J5:65:ALA:O	1:J5:91:GLN:NE2	2.37	0.55
1:K2:89:PRO:CD	1:L2:283:HIS:CD2	2.85	0.55
1:L2:60:LYS:CG	1:M2:282:TYR:CE1	2.87	0.55
2:L3:58:LYS:HZ3	2:M3:280:GLN:CB	2.18	0.55
1:N4:325:PRO:CG	2:N5:222:TYR:CZ	2.89	0.55
1:O6:145:THR:CB	8:O6:501:GTP:O1G	2.39	0.55
2:P1:53:GLU:O	2:Q0:283:ALA:HB2	2.06	0.55
1:P2:90:GLU:CD	1:Q1:280:LYS:HZ3	2.12	0.55
2:P3:406:MET:SD	6:9B:557:LEU:CD2	2.92	0.55
2:R2:344:TRP:CZ3	1:R3:403:ALA:HB2	2.29	0.55
2:R2:398:TYR:HB3	2:R2:403:MET:HE2	1.87	0.55
2:S0:163:ILE:HD12	2:S0:250:LEU:HD22	1.87	0.55
2:S2:348:ASN:HA	1:S3:181:VAL:HG13	1.87	0.55
1:S3:217:LEU:HA	1:S3:277:SER:HB3	1.88	0.55
2:T2:54:ALA:CB	2:U2:282:ARG:C	2.79	0.55
2:T2:183:TYR:HE2	2:T2:394:PHE:HB2	1.71	0.55

Continued on next page...

Continued from previous page...

Atom-1	Atom-2	Interatomic distance (Å)	Clash overlap (Å)
1:T5:37:PRO:HG3	5:5A:199:ILE:CG1	2.32	0.55
2:U2:46:ARG:NH2	1:U3:72:PRO:HB2	2.21	0.55
2:U4:121:ARG:NH2	2:V3:337:ASN:CG	2.54	0.55
1:V0:128:GLN:HB2	1:W0:290:GLU:OE2	2.05	0.55
2:V5:54:ALA:HA	2:W5:283:ALA:HA	1.87	0.55
3:X1:79:ILE:HG12	3:X1:131:GLN:HG2	1.87	0.55
5:3D:129:GLY:O	5:3D:177:THR:HA	2.06	0.55
5:7A:46:ARG:HD2	5:7A:166:PHE:CD1	2.41	0.55
2:A5:172:SER:OG	2:A5:203:ASP:OD1	2.24	0.55
2:B4:122:LYS:CA	2:C4:291:GLN:HE21	2.00	0.55
2:C4:204:ASN:ND2	9:C4:501:GDP:O2'	2.39	0.55
1:C5:88:HIS:CE1	1:D5:284:GLU:HB2	2.41	0.55
1:E1:396:ASP:OD2	1:E1:422:ARG:NH2	2.40	0.55
1:F3:203:MET:HE1	1:F3:267:PHE:HB3	1.87	0.55
2:F4:84:ILE:CA	2:G3:281:TYR:OH	2.53	0.55
1:G0:60:LYS:HD3	1:H0:283:HIS:CA	2.35	0.55
1:G0:168:GLU:HB2	1:G0:201:ALA:HA	1.86	0.55
1:G0:282:TYR:CD2	5:4I:9:ARG:NH1	2.73	0.55
2:G3:325:GLU:OE2	1:G4:221:ARG:NH1	2.40	0.55
1:G4:1:MET:HE2	2:G5:70:PRO:HG3	1.87	0.55
1:H2:98:ASP:O	1:H2:105:ARG:NH1	2.39	0.55
2:H3:271:ALA:HB3	2:H3:365:ALA:HB3	1.87	0.55
1:H4:93:ILE:HD11	1:H4:121:ARG:HG3	1.86	0.55
1:J3:251:ASP:H	1:J3:254:GLU:HB3	1.70	0.55
1:J5:416:GLY:HA3	1:N4:308:ARG:NH1	2.20	0.55
2:J6:63:ALA:O	2:J6:89:ASN:ND2	2.39	0.55
1:L2:282:TYR:CZ	5:2E:9:ARG:NH2	2.74	0.55
1:M0:115:ILE:HD11	1:M0:156:ARG:HG3	1.88	0.55
1:M6:3:GLU:HA	1:M6:51:THR:HA	1.88	0.55
2:O5:1:MET:HG3	1:O6:96:LYS:HD3	1.88	0.55
2:O5:249:ASP:OD1	1:O6:98:ASP:OD2	2.24	0.55
2:P5:237:THR:HG22	2:P5:250:LEU:HD11	1.87	0.55
2:P5:405:GLU:N	6:9A:554:LYS:HB3	2.21	0.55
2:Q2:347:ASN:ND2	1:Q3:178:SER:OG	2.39	0.55
2:R4:346:PRO:HD3	1:R5:397:LEU:HD22	1.88	0.55
2:S4:60:VAL:HG21	2:T4:281:TYR:C	2.21	0.55
2:S4:139:LEU:HA	2:S4:145:SER:HB3	1.88	0.55
2:S6:139:LEU:HA	2:S6:145:SER:HB2	1.87	0.55
2:T6:60:VAL:HG12	2:U6:281:TYR:HD2	1.71	0.55
2:V1:87:PRO:CB	2:W1:278:SER:CB	2.78	0.55
2:V1:113:VAL:HG11	2:V1:150:LEU:HD22	1.88	0.55

Continued on next page...

Continued from previous page...

Atom-1	Atom-2	Interatomic distance (Å)	Clash overlap (Å)
2:V3:346:PRO:CG	1:V4:394:LYS:HG2	2.36	0.55
2:V5:16:ILE:HD11	9:V5:501:GDP:N2	2.22	0.55
5:1C:197:TYR:HA	5:1C:200:ILE:HG12	1.87	0.55
5:2C:46:ARG:HD2	5:2C:166:PHE:CD1	2.41	0.55
5:2I:46:ARG:HD2	5:2I:166:PHE:CD1	2.41	0.55
5:7C:129:GLY:O	5:7C:177:THR:HA	2.06	0.55
5:6A:167:ASP:OD2	5:6B:125:LYS:HD3	2.06	0.55
5:6D:129:GLY:O	5:6D:177:THR:HA	2.05	0.55
1:A2:364:PRO:HB2	5:2C:197:TYR:CD2	2.40	0.55
2:A3:320:ARG:NH1	5:1C:148:TYR:CE1	2.74	0.55
2:C4:53:GLU:O	2:D4:283:ALA:CB	2.54	0.55
2:E2:139:LEU:HA	2:E2:145:SER:HB2	1.87	0.55
1:F3:60:LYS:NZ	1:F3:85:GLN:O	2.37	0.55
2:F4:362:LYS:HE2	5:2J:148:TYR:CG	2.40	0.55
1:F5:85:GLN:HG3	1:G4:282:TYR:CD1	2.40	0.55
1:G2:147:SER:OG	1:G2:190:THR:OG1	2.22	0.55
1:H0:88:HIS:CD2	1:I0:284:GLU:N	2.74	0.55
2:J2:236:VAL:HG22	2:J2:368:ILE:HD11	1.87	0.55
2:K5:86:ARG:CA	2:L5:281:TYR:CG	2.89	0.55
2:L3:10:GLY:O	2:L3:14:ASN:ND2	2.39	0.55
1:L4:60:LYS:HG2	1:M4:282:TYR:CD1	2.41	0.55
1:N2:262:TYR:C	2:N3:396:HIS:CE1	2.85	0.55
1:N6:127:ASP:OD2	1:O6:293:ASN:ND2	2.39	0.55
1:O2:60:LYS:CD	1:P2:282:TYR:O	2.54	0.55
1:P2:254:GLU:HA	2:P3:98:GLY:C	2.32	0.55
2:P3:323:MET:HG3	1:P4:224:TYR:CD1	2.41	0.55
2:P3:345:ILE:HG22	1:P4:398:MET:CG	2.26	0.55
1:P6:265:ILE:HG12	1:P6:432:TYR:HE1	1.71	0.55
1:Q3:1:MET:HE2	2:Q4:70:PRO:HG3	1.87	0.55
2:R0:87:PRO:HD3	2:S0:281:TYR:HE2	1.64	0.55
1:R1:88:HIS:CG	1:S1:283:HIS:HB2	2.39	0.55
2:R4:260:PHE:HB2	2:R4:263:LEU:HG	1.87	0.55
2:S0:87:PRO:CD	2:T0:281:TYR:CD1	2.89	0.55
2:S0:252:LYS:HB2	1:S1:100:ALA:HB1	1.88	0.55
2:S4:346:PRO:HG3	1:S5:394:LYS:HG2	1.87	0.55
1:S5:311:LYS:NZ	1:S5:436:GLY:O	2.34	0.55
2:S6:27:GLU:OE2	2:S6:318:ARG:NH2	2.34	0.55
2:T0:58:LYS:HE2	2:U0:280:GLN:HG3	1.73	0.55
2:T0:286:VAL:HG22	2:T0:363:MET:HE1	1.86	0.55
1:U5:269:LEU:HD22	1:U5:303:VAL:HG21	1.87	0.55
5:3C:46:ARG:HD2	5:3C:166:PHE:CD1	2.41	0.55

Continued on next page...

Continued from previous page...

Atom-1	Atom-2	Interatomic distance (Å)	Clash overlap (Å)
5:3F:46:ARG:HD2	5:3F:166:PHE:CD1	2.41	0.55
6:9B:529:GLU:HA	6:9B:532:ARG:HD2	1.87	0.55
5:6C:46:ARG:HD2	5:6C:166:PHE:CD1	2.41	0.55
5:5A:46:ARG:HD2	5:5A:166:PHE:CD1	2.41	0.55
5:2G:192:ILE:HA	5:2G:193:ASP:HB2	1.87	0.55
1:B5:88:HIS:ND1	1:C5:280:LYS:HD2	2.22	0.55
2:C2:56:GLY:N	2:D2:362:LYS:CE	2.69	0.55
1:C3:88:HIS:CE1	1:D3:284:GLU:OE1	2.59	0.55
2:C4:86:ARG:NE	2:D4:282:ARG:CB	2.63	0.55
2:C4:118:ASP:OD1	2:C4:121:ARG:NH1	2.40	0.55
2:D0:53:GLU:O	2:E0:283:ALA:HB2	2.05	0.55
2:D2:122:LYS:HG3	2:E2:291:GLN:HE21	1.60	0.55
1:D3:81:GLY:O	1:D3:84:ARG:NH1	2.39	0.55
2:D4:54:ALA:CB	2:E4:283:ALA:HB2	2.35	0.55
1:F3:88:HIS:HE1	1:G2:284:GLU:OE2	1.84	0.55
1:F3:123:ARG:HH22	1:G2:293:ASN:HB3	1.72	0.55
2:F4:2:ARG:HB3	2:F4:131:GLN:HB2	1.87	0.55
2:G1:27:GLU:HA	2:G1:359:ARG:HE	1.71	0.55
1:G4:56:THR:CG2	1:H4:285:GLN:HA	2.36	0.55
1:H0:87:PHE:C	1:I0:283:HIS:CG	2.76	0.55
2:I1:65:LEU:HB3	2:I1:73:MET:HE1	1.86	0.55
2:J2:347:ASN:ND2	1:J3:180:ALA:O	2.39	0.55
1:J3:420:GLU:CD	1:N2:308:ARG:CB	2.79	0.55
1:K0:308:ARG:CB	1:N0:283:HIS:HA	2.36	0.55
1:L0:211:ASP:OD2	1:L0:304:LYS:NZ	2.39	0.55
1:N2:88:HIS:ND1	1:O2:280:LYS:HD2	2.22	0.55
2:O3:48:ASN:O	2:O3:62:ARG:NH2	2.39	0.55
2:O3:256:ASN:HD22	1:O4:181:VAL:H	1.51	0.55
1:O4:357:TYR:CE2	4:Y2:202:ARG:HG2	2.42	0.55
1:P2:90:GLU:OE1	1:Q1:280:LYS:CD	2.53	0.55
1:P6:231:ILE:HD12	8:P6:501:GTP:N1	2.20	0.55
2:Q0:256:ASN:ND2	1:Q1:101:ASN:HD22	2.02	0.55
2:R0:84:ILE:O	2:S0:281:TYR:CE1	2.60	0.55
1:R5:12:ALA:CB	8:R5:501:GTP:O4'	2.55	0.55
2:S0:246:LEU:HD12	8:S1:501:GTP:H8	1.68	0.55
2:S2:204:ASN:ND2	9:S2:501:GDP:N3	2.48	0.55
2:S2:354:CYS:SG	2:S2:355:ASP:N	2.79	0.55
1:S3:88:HIS:HA	1:T3:283:HIS:ND1	2.20	0.55
1:T1:60:LYS:HE3	1:U1:283:HIS:CD2	2.31	0.55
1:V4:180:ALA:HB3	1:V4:183:GLU:HB2	1.87	0.55
1:W0:212:ILE:O	1:W0:216:ASN:HB2	2.06	0.55

Continued on next page...

Continued from previous page...

Atom-1	Atom-2	Interatomic distance (Å)	Clash overlap (Å)
2:W3:53:GLU:HB3	3:X2:20:LYS:HZ1	1.71	0.55
1:W4:326:LYS:HZ1	2:W5:220:PRO:CG	2.03	0.55
2:W5:125:GLU:C	3:X3:17:ILE:HG23	2.31	0.55
5:2F:129:GLY:O	5:2F:177:THR:HA	2.06	0.55
5:3H:129:GLY:O	5:3H:177:THR:HA	2.05	0.55
5:6A:46:ARG:HD2	5:6A:166:PHE:CD1	2.41	0.55
5:6A:197:TYR:CE1	5:6A:201:MET:HB2	2.41	0.55
5:2G:129:GLY:O	5:2G:177:THR:HA	2.06	0.55
2:A1:54:ALA:HA	2:B0:282:ARG:C	2.31	0.55
2:B0:272:PRO:HG2	2:B0:364:SER:HA	1.87	0.55
1:B1:364:PRO:HD2	5:2B:197:TYR:CG	2.41	0.55
2:B2:282:ARG:NH1	2:B2:288:GLU:OE2	2.38	0.55
1:C5:89:PRO:C	1:D5:280:LYS:CD	2.79	0.55
2:D2:232:THR:HG21	2:D2:268:PRO:HB2	1.89	0.55
1:E5:5:ILE:HD12	1:E5:125:LEU:HD23	1.87	0.55
1:G0:364:PRO:HG3	5:4I:197:TYR:HA	1.89	0.55
1:G4:139:HIS:HE1	1:G4:168:GLU:HB3	1.71	0.55
2:H3:145:SER:HB2	2:H3:188:SER:HB2	1.87	0.55
2:H5:295:ASP:HB3	2:H5:297:LYS:HG2	1.89	0.55
2:I5:87:PRO:CD	1:J5:280:LYS:HA	2.35	0.55
1:J3:124:LYS:NZ	1:K2:297:GLU:OE2	2.35	0.55
2:J4:406:MET:HB2	2:N3:306:ARG:NH2	2.14	0.55
1:L2:104:ALA:HB2	1:L2:413:MET:HE3	1.88	0.55
2:L3:69:GLU:HG2	2:L3:71:GLY:H	1.72	0.55
1:L4:93:ILE:HD11	1:L4:121:ARG:HG3	1.87	0.55
1:M2:265:ILE:HG21	1:M2:313:MET:HE1	1.88	0.55
2:N1:289:LEU:HD22	2:N1:363:MET:HE2	1.87	0.55
1:N2:90:GLU:HG3	1:O2:280:LYS:HD2	1.88	0.55
2:N3:2:ARG:HB3	2:N3:131:GLN:HB2	1.88	0.55
2:N5:84:ILE:HA	2:O5:281:TYR:CE1	2.36	0.55
1:N6:60:LYS:HD3	1:O6:282:TYR:C	2.32	0.55
1:P6:385:ALA:HB2	1:P6:432:TYR:HD2	1.71	0.55
1:Q1:86:LEU:C	1:R1:283:HIS:CE1	2.85	0.55
2:R0:87:PRO:CD	2:S0:281:TYR:HD2	2.19	0.55
1:R1:88:HIS:HD2	1:S1:283:HIS:CB	2.15	0.55
2:R2:1:MET:SD	1:R3:72:PRO:HG2	2.46	0.55
2:R2:350:LYS:HA	1:R3:179:THR:O	2.06	0.55
2:R6:86:ARG:HB2	2:S6:281:TYR:HB3	1.87	0.55
2:S0:58:LYS:NZ	2:T0:280:GLN:HG3	2.22	0.55
1:S3:86:LEU:O	1:T3:283:HIS:CD2	2.60	0.55
1:S3:329:ASN:ND2	2:S4:208:TYR:CE1	2.75	0.55

Continued on next page...

Continued from previous page...

Atom-1	Atom-2	Interatomic distance (Å)	Clash overlap (Å)
2:S4:68:LEU:HB3	2:S4:96:GLY:HA2	1.87	0.55
2:T0:240:LEU:HD11	2:T0:250:LEU:HD22	1.87	0.55
2:T4:68:LEU:HD13	2:T4:143:THR:HG23	1.89	0.55
2:U2:272:PRO:HG2	2:U2:364:SER:HA	1.87	0.55
1:V2:180:ALA:HB3	1:V2:183:GLU:HB2	1.87	0.55
1:V2:256:GLN:CG	2:V3:397:TRP:CZ2	2.90	0.55
2:W1:251:ARG:O	1:W2:100:ALA:HB1	2.07	0.55
2:W3:251:ARG:HD2	1:W4:105:ARG:NH1	2.21	0.55
1:W4:261:PRO:C	2:W5:396:HIS:CE1	2.82	0.55
2:W5:121:ARG:HE	3:X3:43:GLN:HE21	1.54	0.55
5:1D:46:ARG:HD2	5:1D:166:PHE:CD1	2.41	0.55
5:3J:46:ARG:HD2	5:3J:166:PHE:CD1	2.41	0.55
5:2H:46:ARG:HD2	5:2H:166:PHE:CD1	2.41	0.55
5:4I:42:LYS:HD2	5:4I:180:GLU:HB3	1.88	0.55
5:7A:167:ASP:OD2	5:7B:125:LYS:HD3	2.06	0.55
5:5C:129:GLY:O	5:5C:177:THR:HA	2.06	0.55
5:1G:46:ARG:HD2	5:1G:166:PHE:CD1	2.41	0.55
1:B3:88:HIS:CE1	1:C3:280:LYS:HD2	2.41	0.55
1:B3:319:TYR:HB3	1:B3:323:VAL:HG21	1.88	0.55
1:B5:27:GLU:OE1	1:B5:243:ARG:NH1	2.37	0.55
2:C2:245:GLN:HE21	1:C3:224:TYR:HB2	1.71	0.55
2:E0:156:ARG:HG3	2:E0:195:ASN:HB3	1.87	0.55
2:E4:173:PRO:HD2	2:E4:205:GLU:HG3	1.89	0.55
1:F5:60:LYS:HD3	1:G4:282:TYR:O	2.06	0.55
1:G0:89:PRO:HD2	1:H0:280:LYS:HD2	0.55	0.55
2:G5:54:ALA:CA	2:H5:282:ARG:C	2.79	0.55
1:H2:139:HIS:NE2	1:H2:168:GLU:OE2	2.37	0.55
1:H2:320:ARG:NH2	1:H2:358:GLN:OE1	2.39	0.55
2:J0:5:VAL:HG22	2:J0:62:ARG:HD2	1.89	0.55
2:J2:211:CYS:HA	2:J2:215:LEU:HB2	1.87	0.55
1:J3:27:GLU:OE1	1:J3:243:ARG:NH1	2.37	0.55
1:J3:262:TYR:HB2	1:J3:265:ILE:HG12	1.89	0.55
1:J5:15:GLN:O	1:J5:228:ASN:ND2	2.40	0.55
1:K0:102:ASN:HB3	1:K0:105:ARG:HB2	1.88	0.55
2:L1:86:ARG:NH1	2:M1:281:TYR:C	2.60	0.55
1:M4:195:LEU:HD11	1:M4:428:LEU:HD22	1.88	0.55
1:N0:87:PHE:N	1:O0:283:HIS:CE1	2.74	0.55
1:N2:62:VAL:HG11	1:O2:283:HIS:HB3	1.88	0.55
2:N5:252:LYS:HG3	1:N6:101:ASN:OD1	2.07	0.55
1:O6:124:LYS:HE2	1:P6:297:GLU:OE1	2.07	0.55
2:P1:54:ALA:HB1	2:Q0:280:GLN:O	2.06	0.55

Continued on next page...

Continued from previous page...

Atom-1	Atom-2	Interatomic distance (Å)	Clash overlap (Å)
1:Q3:326:LYS:HD2	2:Q4:220:PRO:HG2	1.89	0.55
1:R1:102:ASN:OD1	1:R1:103:TYR:N	2.39	0.55
2:S0:246:LEU:HD11	8:S1:501:GTP:H5”	1.89	0.55
1:S1:88:HIS:NE2	1:T1:284:GLU:HG3	2.22	0.55
2:S2:87:PRO:HG2	2:T2:278:SER:OG	2.06	0.55
2:S2:350:LYS:HB2	1:S3:181:VAL:HG23	1.87	0.55
2:T0:84:ILE:CA	2:U0:281:TYR:CZ	2.90	0.55
1:T1:60:LYS:HD3	1:U1:282:TYR:C	2.19	0.55
1:T5:175:PRO:O	1:T5:394:LYS:NZ	2.36	0.55
1:U5:12:ALA:N	8:U5:501:GTP:O2A	2.40	0.55
1:V0:262:TYR:OH	2:V1:391:ARG:HB3	2.05	0.55
2:V1:156:ARG:NE	2:V1:195:ASN:OD1	2.39	0.55
1:V2:124:LYS:CE	1:W2:290:GLU:OE2	2.55	0.55
1:W4:316:CYS:HA	1:W4:352:LYS:HB2	1.88	0.55
1:W4:319:TYR:HB3	1:W4:323:VAL:HG21	1.88	0.55
5:1D:129:GLY:O	5:1D:177:THR:HA	2.06	0.55
5:3D:46:ARG:HD2	5:3D:166:PHE:CD1	2.41	0.55
5:3E:129:GLY:O	5:3E:177:THR:HA	2.06	0.55
5:3G:46:ARG:HD2	5:3G:166:PHE:CD1	2.41	0.55
5:2H:145:HIS:HD2	5:2H:158:VAL:HG13	1.71	0.55
5:4H:129:GLY:O	5:4H:177:THR:HA	2.05	0.55
5:7A:110:ARG:HA	5:7A:113:LYS:HD2	1.88	0.55
5:5C:46:ARG:HD2	5:5C:166:PHE:CD1	2.41	0.55
5:2G:46:ARG:HD2	5:2G:166:PHE:CD1	2.41	0.55
1:A0:422:ARG:CD	3:X0:55:SER:HB3	2.36	0.55
2:A3:55:THR:OG1	2:B2:284:LEU:CB	2.54	0.55
1:A4:280:LYS:HB2	1:M4:89:PRO:CD	2.37	0.55
2:A5:161:ASP:O	2:A5:162:ARG:NE	2.32	0.55
2:B4:99:ASN:HA	2:B4:142:GLY:H	1.70	0.55
2:C0:252:LYS:NZ	1:C1:101:ASN:OD1	2.40	0.55
1:C3:152:LEU:HA	1:C3:155:GLU:HG2	1.89	0.55
2:D4:234:SER:OG	2:D4:241:ARG:NH2	2.38	0.55
2:E2:117:LEU:HA	2:E2:120:VAL:HG12	1.88	0.55
2:F2:11:GLN:HA	2:F2:14:ASN:HD22	1.72	0.55
1:G2:64:ARG:HG2	1:G2:125:LEU:HD22	1.88	0.55
2:G3:117:LEU:HB3	2:G3:121:ARG:NH1	2.22	0.55
1:H2:31:GLN:HE21	5:3H:199:ILE:CD1	2.20	0.55
2:I1:10:GLY:O	2:I1:14:ASN:ND2	2.34	0.55
2:I1:86:ARG:HE	1:J1:284:GLU:CD	2.15	0.55
1:K0:87:PHE:C	1:L0:283:HIS:NE2	2.63	0.55
2:L3:132:GLY:HA3	2:L3:163:ILE:HG22	1.89	0.55

Continued on next page...

Continued from previous page...

Atom-1	Atom-2	Interatomic distance (Å)	Clash overlap (Å)
2:L3:237:THR:HG22	2:L3:250:LEU:HD21	1.88	0.55
2:L5:324:LYS:H	1:L6:221:ARG:CB	2.18	0.55
1:N6:88:HIS:CE1	1:O6:280:LYS:HG2	2.40	0.55
1:O0:123:ARG:NH1	1:O0:127:ASP:OD2	2.40	0.55
2:O3:409:THR:CG2	6:9B:600:ILE:O	2.53	0.55
2:O3:412:GLU:OE2	6:9B:607:LEU:CB	2.47	0.55
2:O5:117:LEU:HA	2:O5:120:VAL:HG12	1.89	0.55
2:O5:292:GLN:O	2:O5:298:ASN:ND2	2.39	0.55
1:O6:6:SER:O	1:O6:65:ALA:HA	2.07	0.55
1:P2:260:VAL:HB	2:P3:397:TRP:NE1	2.18	0.55
1:P4:140:SER:OG	8:P4:501:GTP:O2B	2.25	0.55
2:P5:405:GLU:H	6:9A:554:LYS:HB3	1.72	0.55
2:R0:118:ASP:OD2	2:S0:297:LYS:HE2	2.07	0.55
1:R3:434:GLU:O	2:R4:391:ARG:NH2	2.40	0.55
1:S1:76:ASP:HA	1:S1:79:ARG:HD2	1.89	0.55
1:S1:326:LYS:CB	2:S2:212:PHE:CZ	2.88	0.55
2:S2:60:VAL:HG11	2:T2:281:TYR:CG	2.40	0.55
1:S3:144:GLY:N	8:S3:501:GTP:O3B	2.39	0.55
2:S4:406:MET:CE	6:9A:429:TYR:H	2.19	0.55
1:S5:119:LEU:HA	1:S5:122:ILE:HG12	1.89	0.55
2:S6:170:VAL:HG21	2:S6:377:LEU:HD11	1.88	0.55
2:T0:344:TRP:O	1:T1:397:LEU:HG	2.07	0.55
2:T2:58:LYS:HE3	2:U2:280:GLN:CD	2.32	0.55
1:T5:56:THR:CB	1:U5:285:GLN:CB	2.85	0.55
2:V5:84:ILE:O	2:W5:281:TYR:CE1	2.58	0.55
5:2E:129:GLY:O	5:2E:177:THR:HA	2.06	0.55
5:7D:46:ARG:HD2	5:7D:166:PHE:CD1	2.41	0.55
5:5D:46:ARG:HD2	5:5D:166:PHE:CD1	2.41	0.55
5:2G:144:HIS:HB3	5:2G:204:THR:HG22	1.77	0.55
1:A2:89:PRO:CD	1:B1:280:LYS:HG2	2.36	0.55
1:A2:280:LYS:HD3	1:M2:89:PRO:CB	2.25	0.55
1:A6:89:PRO:CG	1:B5:280:LYS:CG	2.83	0.55
1:A6:397:LEU:HG	3:X3:30:ARG:HH12	1.71	0.55
1:B5:90:GLU:N	1:C5:280:LYS:CD	2.70	0.55
1:C3:60:LYS:HD3	1:D3:282:TYR:CA	2.37	0.55
1:D3:26:LEU:HD13	1:D3:363:VAL:HG12	1.88	0.55
1:D3:56:THR:HG23	1:E3:285:GLN:HA	1.89	0.55
2:E0:309:ARG:HE	2:E0:342:VAL:HG12	1.71	0.55
1:F5:2:ARG:NE	1:F5:242:LEU:O	2.39	0.55
1:F5:89:PRO:CG	1:G4:280:LYS:CG	2.70	0.55
1:G2:220:GLU:OE1	5:3I:150:ASN:CA	2.55	0.55

Continued on next page...

Continued from previous page...

Atom-1	Atom-2	Interatomic distance (Å)	Clash overlap (Å)
1:J1:22:GLU:OE1	1:J1:229:ARG:NH1	2.39	0.55
2:J6:345:ILE:O	2:J6:348:ASN:ND2	2.40	0.55
1:K4:89:PRO:HB2	1:L4:280:LYS:HD3	1.88	0.55
1:L0:88:HIS:HD2	1:M0:283:HIS:C	2.14	0.55
1:L6:88:HIS:O	1:L6:92:LEU:HG	2.07	0.55
1:M4:50:ASN:O	1:M4:64:ARG:NH1	2.39	0.55
1:N2:102:ASN:ND2	1:N2:411:GLU:OE1	2.40	0.55
2:N3:87:PRO:HG2	2:O3:278:SER:N	2.22	0.55
1:N4:171:ILE:HG21	8:N4:501:GTP:H1'	1.89	0.55
1:N4:325:PRO:HB3	2:N5:222:TYR:CZ	2.42	0.55
1:O0:195:LEU:HD11	1:O0:428:LEU:HD22	1.88	0.55
1:P0:441:GLU:HG2	2:P1:390:ARG:HH22	1.72	0.55
1:P2:1:MET:HE2	2:P3:94:GLN:CB	2.37	0.55
1:Q3:314:ALA:HB1	2:Q4:179:VAL:HG11	1.88	0.55
2:Q4:204:ASN:ND2	9:Q4:501:GDP:O2'	2.40	0.55
1:R1:295:CYS:HB3	1:R1:377:MET:HE3	1.89	0.55
2:R4:86:ARG:NH1	2:S4:282:ARG:CD	2.70	0.55
2:R4:406:MET:H	6:9A:468:GLU:HB3	1.72	0.55
1:S3:364:PRO:HB3	5:6B:197:TYR:CD1	2.42	0.55
2:S4:58:LYS:CD	2:T4:280:GLN:CB	2.59	0.55
1:S5:88:HIS:NE2	1:T5:280:LYS:HG2	2.21	0.55
2:S6:226:ASN:OD1	9:S6:501:GDP:N1	2.34	0.55
1:T1:326:LYS:CE	2:T2:220:PRO:HD2	2.36	0.55
1:T5:329:ASN:OD1	2:T6:175:VAL:HG13	2.06	0.55
2:U4:318:ARG:HB2	2:U4:364:SER:HB3	1.88	0.55
2:U4:345:ILE:HA	1:U5:398:MET:CE	2.37	0.55
1:V4:42:ILE:H	7:8C:313:ARG:NH2	2.05	0.55
1:W0:286:LEU:O	1:W0:373:ARG:NH1	2.39	0.55
1:W4:154:MET:SD	1:W4:198:SER:OG	2.65	0.55
5:1B:46:ARG:HD2	5:1B:166:PHE:CD1	2.41	0.55
5:1E:129:GLY:O	5:1E:177:THR:HA	2.06	0.55
5:2D:46:ARG:HD2	5:2D:166:PHE:CD1	2.41	0.55
5:3D:77:LYS:CE	5:3E:89:LYS:HZ3	2.12	0.55
5:4J:46:ARG:HD2	5:4J:166:PHE:CD1	2.41	0.55
5:2J:46:ARG:HD2	5:2J:166:PHE:CD1	2.41	0.55
5:5A:77:LYS:CE	5:5B:89:LYS:HZ1	2.16	0.55
2:B0:58:LYS:CE	2:C0:281:TYR:CD1	2.85	0.55
2:C2:268:PRO:HD2	2:C2:300:MET:HB3	1.88	0.55
2:C2:375:GLN:HB2	2:C2:419:VAL:HG23	1.89	0.55
2:D0:272:PRO:HB2	2:D0:361:LEU:HD21	1.89	0.55
2:D0:290:THR:HG21	2:D0:329:GLN:HB3	1.89	0.55

Continued on next page...

Continued from previous page...

Atom-1	Atom-2	Interatomic distance (Å)	Clash overlap (Å)
1:D3:2:ARG:HG3	1:D3:242:LEU:HD22	1.88	0.55
2:E0:60:VAL:HG11	2:F0:281:TYR:CB	2.37	0.55
2:F4:178:THR:HB	2:F4:181:GLU:HB2	1.89	0.55
1:K0:60:LYS:HD2	1:L0:282:TYR:CE2	2.41	0.55
2:K1:52:ASN:OD1	2:K1:62:ARG:NH2	2.40	0.55
2:K3:58:LYS:CE	2:L3:280:GLN:O	2.55	0.55
2:K5:52:ASN:OD1	2:K5:62:ARG:NH1	2.40	0.55
1:N2:54:SER:HB2	1:O2:285:GLN:OE1	2.07	0.55
1:N2:258:ASN:ND2	2:N3:180:VAL:HG22	2.21	0.55
2:N3:398:TYR:HB3	2:N3:403:MET:HE3	1.89	0.55
1:N4:89:PRO:N	1:O4:280:LYS:CG	2.67	0.55
2:O1:324:LYS:HB3	1:O2:222:PRO:HD2	1.89	0.55
1:O2:441:GLU:HA	6:9B:612:LYS:CD	2.37	0.55
1:O4:353:VAL:HG22	2:O5:177:ASP:CG	2.31	0.55
1:Q1:260:VAL:O	2:Q2:397:TRP:NE1	2.40	0.55
2:Q2:87:PRO:HD3	2:R2:278:SER:HA	1.87	0.55
2:Q2:409:THR:H	6:9B:518:LYS:CD	2.17	0.55
2:R0:122:LYS:CG	2:S0:291:GLN:HE22	2.17	0.55
2:R2:409:THR:HG21	6:9B:476:TRP:N	2.22	0.55
1:S3:88:HIS:HD2	1:T3:283:HIS:HB3	1.60	0.55
1:S3:88:HIS:HE2	1:T3:284:GLU:HB2	1.71	0.55
1:S5:12:ALA:CA	8:S5:501:GTP:O2A	2.54	0.55
1:T3:56:THR:CB	1:U3:285:GLN:CB	2.85	0.55
2:T4:344:TRP:HZ3	1:T5:403:ALA:HB2	1.72	0.55
2:U0:229:VAL:HG12	2:U0:233:MET:HE2	1.89	0.55
1:V2:71:GLU:HB3	1:V2:98:ASP:HB3	1.87	0.55
1:V2:120:ASP:OD1	1:W2:297:GLU:CD	2.50	0.55
1:W0:320:ARG:HH21	1:W0:360:PRO:HB3	1.71	0.55
1:W6:286:LEU:O	1:W6:373:ARG:NH1	2.40	0.55
5:1A:46:ARG:HD2	5:1A:166:PHE:CD1	2.41	0.55
5:1F:129:GLY:O	5:1F:177:THR:HA	2.06	0.55
5:2B:46:ARG:HD2	5:2B:166:PHE:CD1	2.41	0.55
2:A5:178:THR:HB	2:A5:181:GLU:HB2	1.89	0.55
1:B1:26:LEU:HD21	5:2B:197:TYR:HB2	1.88	0.55
1:B3:88:HIS:HE2	1:C3:276:ILE:CD1	2.18	0.55
1:B5:115:ILE:HD11	1:B5:156:ARG:HG3	1.89	0.55
2:C0:2:ARG:NH1	1:C1:71:GLU:OE2	2.40	0.55
2:C2:3:GLU:HB2	2:C2:130:LEU:HA	1.89	0.55
1:C3:6:SER:O	1:C3:65:ALA:HA	2.07	0.55
2:E2:60:VAL:HG11	2:F2:281:TYR:HB3	1.89	0.55
2:E6:84:ILE:HA	2:F6:281:TYR:CZ	2.41	0.55

Continued on next page...

Continued from previous page...

Atom-1	Atom-2	Interatomic distance (Å)	Clash overlap (Å)
1:F5:402:ARG:NH1	1:F5:415:GLU:OE2	2.40	0.55
1:G0:115:ILE:HD11	1:G0:156:ARG:HG3	1.88	0.55
1:H2:188:ILE:HD12	1:H2:425:MET:HG3	1.88	0.55
2:I1:165:ASN:ND2	2:I1:198:GLU:O	2.37	0.55
2:I1:180:VAL:O	2:I1:184:ASN:ND2	2.40	0.55
2:I3:87:PRO:HG2	1:J3:280:LYS:CA	2.36	0.55
2:I5:3:GLU:OE1	2:I5:62:ARG:NH2	2.40	0.55
2:J2:52:ASN:OD1	2:J2:62:ARG:NH2	2.40	0.55
1:K0:308:ARG:HH11	1:N0:283:HIS:HB3	1.70	0.55
1:N0:59:GLY:CA	4:Y0:230:ARG:CZ	2.70	0.55
2:N1:272:PRO:HG2	2:N1:364:SER:HA	1.88	0.55
2:N3:84:ILE:HA	2:O3:281:TYR:HE1	1.71	0.55
1:N4:88:HIS:CE1	1:O4:280:LYS:CB	2.90	0.55
1:N4:89:PRO:HG2	1:O4:280:LYS:CG	2.16	0.55
1:N6:88:HIS:ND1	1:O6:280:LYS:CG	2.65	0.55
2:O3:58:LYS:NZ	2:P3:280:GLN:HG3	2.22	0.55
2:O3:184:ASN:OD1	2:O3:398:TYR:OH	2.24	0.55
2:O3:221:THR:HG21	4:Y1:201:SER:HA	1.89	0.55
2:O3:412:GLU:CD	6:9B:607:LEU:HB3	2.32	0.55
2:O5:15:GLN:HE22	4:Y2:204:MET:HG2	1.70	0.55
1:P6:12:ALA:HB1	8:P6:501:GTP:N9	2.17	0.55
2:Q2:389:PHE:HA	6:9B:519:TRP:HH2	1.68	0.55
2:Q4:389:PHE:CD1	6:9A:519:TRP:CE2	2.93	0.55
2:R6:86:ARG:CB	2:S6:281:TYR:CB	2.75	0.55
2:S0:238:THR:OG1	2:S0:318:ARG:NH2	2.40	0.55
2:S0:344:TRP:CE3	1:S1:401:LYS:HB2	2.42	0.55
2:S2:409:THR:HG23	6:9B:433:LEU:CD2	2.36	0.55
1:T1:30:ILE:N	5:7A:196:VAL:HG21	2.22	0.55
1:T1:89:PRO:CD	1:U1:280:LYS:CE	2.85	0.55
2:T2:322:SER:HB3	1:T3:221:ARG:HB3	1.89	0.55
1:U1:98:ASP:O	1:U1:105:ARG:NH1	2.40	0.55
2:U2:83:GLN:HB3	2:V1:281:TYR:HH	1.65	0.55
2:U4:251:ARG:C	1:U5:100:ALA:HB1	2.31	0.55
1:U5:175:PRO:HB3	1:U5:390:ARG:HD3	1.89	0.55
1:V0:60:LYS:NZ	1:V0:85:GLN:O	2.39	0.55
2:W1:121:ARG:CZ	3:X1:43:GLN:HG2	2.37	0.55
2:W3:256:ASN:HD21	1:W4:101:ASN:HD22	1.54	0.55
1:W6:236:SER:OG	1:W6:243:ARG:NH2	2.39	0.55
5:2C:197:TYR:CE1	5:2C:201:MET:HB2	2.41	0.55
5:3H:46:ARG:HD2	5:3H:166:PHE:CD1	2.41	0.55
5:2H:153:TRP:CE3	5:2H:157:GLN:HB3	2.38	0.55

Continued on next page...

Continued from previous page...

Atom-1	Atom-2	Interatomic distance (Å)	Clash overlap (Å)
5:7A:77:LYS:CE	5:7B:89:LYS:HZ1	2.17	0.55
1:A0:40:LYS:HZ2	5:3C:195:ASP:H	1.54	0.54
1:A2:88:HIS:HD2	1:B1:284:GLU:CG	2.19	0.54
2:A5:58:LYS:HZ1	2:B4:280:GLN:NE2	2.05	0.54
1:A6:124:LYS:HZ3	1:B5:293:ASN:HB3	1.71	0.54
2:C0:137:HIS:ND1	2:C0:144:GLY:O	2.40	0.54
2:C2:86:ARG:HH22	2:D2:283:ALA:N	2.05	0.54
1:D5:133:GLN:HB3	1:D5:252:LEU:HD12	1.87	0.54
2:E2:60:VAL:HG12	2:F2:281:TYR:CD1	2.33	0.54
1:E5:62:VAL:CG1	1:F5:283:HIS:HB3	2.37	0.54
2:F4:84:ILE:C	2:G3:281:TYR:CZ	2.85	0.54
1:F5:55:GLU:O	1:G4:285:GLN:HB2	2.07	0.54
2:F6:84:ILE:CA	2:G5:281:TYR:HE1	2.20	0.54
1:G0:11:GLN:HA	1:G0:74:VAL:HG11	1.89	0.54
1:I4:89:PRO:HD2	2:J4:278:SER:HA	1.89	0.54
1:I4:155:GLU:OE2	1:I4:156:ARG:NH1	2.39	0.54
2:J4:122:LYS:CD	2:K3:291:GLN:OE1	2.55	0.54
2:J6:179:VAL:HG23	2:J6:180:VAL:HG13	1.87	0.54
2:K1:55:THR:HB	2:L1:284:LEU:CD1	2.37	0.54
2:K3:54:ALA:HB1	2:L3:282:ARG:O	2.06	0.54
2:K5:306:ARG:HH21	2:N5:281:TYR:HE1	1.54	0.54
2:L3:60:VAL:CG1	2:M3:281:TYR:HA	2.18	0.54
2:L5:323:MET:H	1:L6:221:ARG:C	2.15	0.54
1:N0:108:TYR:HA	1:N0:112:LYS:HE2	1.88	0.54
2:N5:99:ASN:HA	2:N5:142:GLY:H	1.72	0.54
1:O2:62:VAL:HG23	1:P2:283:HIS:O	2.07	0.54
2:P3:251:ARG:HD2	1:P4:105:ARG:NH1	2.21	0.54
1:P6:88:HIS:CD2	1:Q5:283:HIS:HB2	2.41	0.54
2:Q0:252:LYS:HE2	8:Q1:501:GTP:PG	2.45	0.54
1:Q3:90:GLU:CD	1:R3:280:LYS:CE	2.79	0.54
2:R6:12:CYS:HB2	9:R6:501:GDP:H5"	1.89	0.54
2:R6:51:TYR:HB3	2:R6:59:TYR:HB3	1.87	0.54
2:S0:257:MET:HE3	2:S0:314:ALA:HB2	1.89	0.54
1:S1:5:ILE:HD13	1:S1:64:ARG:HD3	1.89	0.54
2:T0:194:GLU:OE2	2:T0:262:ARG:NH1	2.39	0.54
1:T3:137:VAL:HG21	1:T3:154:MET:HE1	1.89	0.54
1:T3:352:LYS:NZ	2:T4:99:ASN:ND2	2.55	0.54
2:T4:277:GLY:O	2:T4:280:GLN:NE2	2.40	0.54
2:U4:109:GLY:HA2	2:U4:147:MET:HE2	1.89	0.54
2:U6:125:GLU:CG	2:V5:336:LYS:HZ1	2.19	0.54
1:V0:40:LYS:HB2	7:8A:313:ARG:CZ	2.37	0.54

Continued on next page...

Continued from previous page...

Atom-1	Atom-2	Interatomic distance (Å)	Clash overlap (Å)
2:V1:251:ARG:C	1:V2:100:ALA:HB1	2.32	0.54
1:W2:90:GLU:HG2	3:X1:4:ASN:HB3	1.88	0.54
1:W2:326:LYS:HD3	2:W3:220:PRO:CG	2.37	0.54
2:W3:271:ALA:CB	2:W3:365:ALA:HB3	2.37	0.54
2:W5:125:GLU:HG2	3:X3:17:ILE:CD1	2.37	0.54
5:1B:129:GLY:O	5:1B:177:THR:CB	2.55	0.54
5:3C:195:ASP:HA	5:3C:198:PHE:HB3	1.88	0.54
5:3I:42:LYS:HD2	5:3I:180:GLU:HB3	1.88	0.54
5:3I:120:PHE:CZ	5:3I:131:ILE:HG13	2.43	0.54
5:4I:120:PHE:CZ	5:4I:131:ILE:HG13	2.42	0.54
2:A3:58:LYS:HD2	2:B2:281:TYR:HA	1.89	0.54
2:C0:311:LEU:O	2:C0:348:ASN:ND2	2.40	0.54
1:C1:155:GLU:OE2	1:C1:156:ARG:NH1	2.40	0.54
2:E4:57:GLY:HA3	5:2J:157:GLN:NE2	2.16	0.54
2:E6:270:PHE:HB3	2:E6:273:LEU:HD21	1.89	0.54
1:F5:88:HIS:NE2	1:G4:284:GLU:CG	2.70	0.54
2:G1:178:THR:HB	2:G1:181:GLU:HB2	1.88	0.54
2:H3:247:ASN:OD1	1:H4:11:GLN:NE2	2.41	0.54
1:H4:254:GLU:HG2	2:H5:98:GLY:HA2	1.89	0.54
1:H4:362:VAL:HG13	5:2H:197:TYR:CE2	2.42	0.54
1:I2:62:VAL:CG1	2:J2:281:TYR:HD1	2.19	0.54
1:I2:86:LEU:N	2:J2:281:TYR:OH	2.39	0.54
2:I5:58:LYS:NZ	1:J5:282:TYR:HA	2.23	0.54
2:J2:410:GLU:OE2	2:N1:306:ARG:CD	2.54	0.54
1:J3:62:VAL:CG1	1:K2:283:HIS:HB3	2.37	0.54
2:J4:209:ASP:HB3	2:J4:213:ARG:HH12	1.71	0.54
1:M4:364:PRO:HG3	5:1D:197:TYR:CD1	2.43	0.54
1:N2:402:ARG:NH1	1:N2:415:GLU:OE2	2.41	0.54
1:N4:89:PRO:CD	1:O4:280:LYS:CB	2.68	0.54
1:N4:254:GLU:OE2	2:N5:99:ASN:ND2	2.39	0.54
1:N6:175:PRO:O	1:N6:394:LYS:NZ	2.34	0.54
2:O5:58:LYS:NZ	2:P5:280:GLN:NE2	2.54	0.54
2:O5:346:PRO:HB2	1:O6:394:LYS:HD3	1.90	0.54
1:P2:352:LYS:HD2	2:P3:177:ASP:O	2.07	0.54
2:P3:251:ARG:C	1:P4:100:ALA:HB1	2.32	0.54
1:P6:11:GLN:N	8:P6:501:GTP:O1B	2.39	0.54
1:P6:231:ILE:HD12	8:P6:501:GTP:HN1	1.72	0.54
1:Q1:254:GLU:HG3	2:Q2:99:ASN:OD1	2.07	0.54
1:Q1:261:PRO:HA	2:Q2:394:PHE:HA	1.87	0.54
2:Q2:84:ILE:C	2:R2:281:TYR:OH	2.42	0.54
2:Q4:86:ARG:HG3	2:Q4:88:ASP:H	1.73	0.54

Continued on next page...

Continued from previous page...

Atom-1	Atom-2	Interatomic distance (Å)	Clash overlap (Å)
2:Q4:390:ARG:NH1	6:9A:523:LYS:HG3	2.13	0.54
1:Q5:88:HIS:CE1	1:R5:280:LYS:HG2	2.41	0.54
2:R0:86:ARG:CZ	2:S0:281:TYR:O	2.55	0.54
1:R1:326:LYS:HD3	2:R2:208:TYR:CD1	2.41	0.54
2:R2:331:LEU:HD21	1:R3:176:GLN:OE1	2.06	0.54
2:R4:8:GLN:NE2	2:R4:13:GLY:O	2.37	0.54
2:S4:409:THR:CB	6:9A:429:TYR:HD1	2.18	0.54
2:S6:122:LYS:HD3	2:T6:291:GLN:NE2	2.20	0.54
2:T0:122:LYS:HD2	2:U0:291:GLN:HG3	1.88	0.54
1:T5:336:LYS:O	1:T5:339:ARG:NH2	2.40	0.54
2:T6:1:MET:N	2:T6:48:ASN:OD1	2.40	0.54
1:U5:171:ILE:HG13	8:U5:501:GTP:C2	2.42	0.54
1:U5:347:CYS:HA	2:U6:388:MET:HE2	1.89	0.54
1:V0:179:THR:HG1	8:V0:501:GTP:C3'	2.21	0.54
1:V0:258:ASN:O	2:V1:394:PHE:HE1	1.90	0.54
2:V3:58:LYS:HD2	2:W3:280:GLN:HB3	1.89	0.54
2:V3:178:THR:HB	2:V3:181:GLU:HB2	1.88	0.54
2:W3:125:GLU:HA	3:X2:17:ILE:HG23	1.89	0.54
5:3E:106:PRO:HD2	5:3E:186:ALA:HB1	1.89	0.54
5:3F:129:GLY:O	5:3F:177:THR:HA	2.06	0.54
5:7B:46:ARG:HD2	5:7B:166:PHE:CD1	2.41	0.54
5:5A:110:ARG:HA	5:5A:113:LYS:HD2	1.88	0.54
5:5A:129:GLY:O	5:5A:177:THR:CB	2.56	0.54
5:2G:129:GLY:O	5:2G:177:THR:CB	2.56	0.54
1:A6:431:ASP:OD1	3:X3:102:ARG:CZ	2.55	0.54
2:B2:60:VAL:CG1	2:C2:281:TYR:HA	2.36	0.54
1:B3:88:HIS:HE2	1:C3:276:ILE:HD11	1.72	0.54
2:C0:55:THR:CG2	2:D0:284:LEU:HB2	2.31	0.54
1:C1:186:ASN:OD1	1:C1:408:TYR:OH	2.25	0.54
1:C3:406:HIS:HA	1:C3:409:VAL:HG22	1.89	0.54
1:C5:26:LEU:HD21	1:C5:363:VAL:HG12	1.89	0.54
1:F1:60:LYS:HD2	1:G0:282:TYR:CD1	2.43	0.54
1:F1:70:LEU:HD13	1:F1:145:THR:HG23	1.89	0.54
2:F4:122:LYS:HD2	2:G3:291:GLN:HE22	1.63	0.54
2:F6:84:ILE:O	2:G5:281:TYR:CD1	2.61	0.54
2:G3:139:LEU:HB2	2:G3:171:PRO:HD3	1.88	0.54
1:H2:90:GLU:HG3	1:I2:280:LYS:CE	2.36	0.54
1:H4:89:PRO:HG2	1:I4:280:LYS:CG	2.38	0.54
2:I5:207:LEU:HB3	2:I5:225:LEU:HD22	1.88	0.54
1:J1:89:PRO:HG2	1:K0:280:LYS:HG2	1.89	0.54
1:J3:363:VAL:C	5:2G:197:TYR:CZ	2.61	0.54

Continued on next page...

Continued from previous page...

Atom-1	Atom-2	Interatomic distance (Å)	Clash overlap (Å)
2:J4:320:ARG:CG	5:1G:148:TYR:CZ	2.89	0.54
1:K4:90:GLU:OE2	1:L4:280:LYS:HD2	2.07	0.54
1:L0:254:GLU:HG2	2:L1:98:GLY:HA2	1.90	0.54
1:L4:180:ALA:HB3	1:L4:183:GLU:HG3	1.89	0.54
2:L5:86:ARG:NE	2:M5:281:TYR:CD2	2.75	0.54
1:L6:180:ALA:HB3	1:L6:183:GLU:HG3	1.89	0.54
2:M3:1:MET:HE3	1:M4:72:PRO:HG3	1.88	0.54
2:N3:252:LYS:CE	1:N4:101:ASN:ND2	2.64	0.54
1:N4:88:HIS:CE1	1:O4:280:LYS:CG	2.90	0.54
1:P0:224:TYR:CD2	8:P0:501:GTP:C6	2.95	0.54
2:Q2:261:PRO:CG	1:Q3:406:HIS:CE1	2.88	0.54
1:Q3:228:ASN:OD1	8:Q3:501:GTP:O6	2.26	0.54
1:Q3:262:TYR:C	2:Q4:396:HIS:CE1	2.85	0.54
1:Q3:350:GLY:HA2	2:Q4:179:VAL:HG12	1.89	0.54
2:R2:1:MET:CE	1:R3:72:PRO:HG2	2.37	0.54
2:R4:390:ARG:CZ	6:9A:476:TRP:C	2.80	0.54
1:R5:12:ALA:HA	8:R5:501:GTP:N7	2.20	0.54
2:R6:84:ILE:O	2:S6:281:TYR:CD1	2.60	0.54
2:S0:3:GLU:HG2	2:S0:49:VAL:HA	1.89	0.54
2:S0:34:GLY:HA3	2:S0:58:LYS:HE2	1.88	0.54
2:S4:199:THR:OG1	2:S4:264:HIS:O	2.24	0.54
2:T2:344:TRP:CA	1:T3:397:LEU:CD2	2.85	0.54
2:T4:117:LEU:HA	2:T4:120:VAL:HG22	1.90	0.54
2:T4:344:TRP:CD2	1:T5:401:LYS:HD2	2.42	0.54
1:T5:14:VAL:HG22	1:T5:67:PHE:HD2	1.72	0.54
1:T5:260:VAL:HG23	2:T6:397:TRP:HE1	1.72	0.54
2:T6:138:SER:OG	9:T6:501:GDP:H4'	2.03	0.54
1:U3:143:GLY:HA3	8:U3:501:GTP:PB	2.47	0.54
1:U5:123:ARG:CD	1:V4:338:LYS:HZ3	2.11	0.54
1:V0:60:LYS:HE2	1:W0:282:TYR:CE2	2.41	0.54
1:W2:107:HIS:HA	1:W2:152:LEU:HD23	1.89	0.54
2:W5:125:GLU:OE1	3:X3:44:SER:CA	2.24	0.54
4:Y2:66:PHE:CZ	4:Y2:70:ILE:HD11	2.43	0.54
5:1A:113:LYS:HG3	5:1A:182:MET:HE1	1.89	0.54
5:1A:129:GLY:O	5:1A:177:THR:CB	2.56	0.54
5:2A:129:GLY:O	5:2A:177:THR:CB	2.56	0.54
5:2C:110:ARG:HA	5:2C:113:LYS:HD2	1.88	0.54
5:3C:77:LYS:NZ	5:3D:99:GLU:OE1	2.40	0.54
5:7C:46:ARG:HD2	5:7C:166:PHE:CD1	2.41	0.54
5:6B:46:ARG:HD2	5:6B:166:PHE:CD1	2.42	0.54
5:5B:129:GLY:O	5:5B:177:THR:CB	2.56	0.54

Continued on next page...

Continued from previous page...

Atom-1	Atom-2	Interatomic distance (Å)	Clash overlap (Å)
1:A2:88:HIS:CD2	1:B1:284:GLU:HG3	2.42	0.54
1:A4:434:GLU:CD	3:X2:100:ARG:NE	2.65	0.54
2:B4:60:VAL:HG12	2:C4:281:TYR:CD1	2.41	0.54
2:D6:86:ARG:NH2	2:E6:278:SER:OG	2.41	0.54
2:E2:55:THR:H	2:F2:283:ALA:HA	1.72	0.54
2:E4:91:VAL:HG21	2:E4:116:VAL:HG23	1.90	0.54
2:E6:207:LEU:HB3	2:E6:225:LEU:HD22	1.89	0.54
1:G2:329:ASN:HD21	2:G3:175:VAL:HG13	1.72	0.54
2:G3:58:LYS:CD	2:H3:280:GLN:NE2	2.66	0.54
1:H0:26:LEU:HA	5:4H:194:THR:HG21	1.90	0.54
2:H3:257:MET:HE1	2:H3:368:ILE:HG12	1.89	0.54
2:H3:282:ARG:NH2	2:H3:288:GLU:OE2	2.41	0.54
2:H3:309:ARG:H	2:H3:372:THR:HG1	1.55	0.54
1:I0:47:ASP:OD1	1:I0:50:ASN:ND2	2.40	0.54
2:I1:86:ARG:NE	1:J1:284:GLU:CG	2.70	0.54
2:I1:330:MET:HE2	2:I1:349:VAL:HG13	1.89	0.54
1:I2:313:MET:HE3	1:I2:346:TRP:HH2	1.73	0.54
2:I3:58:LYS:HZ2	5:2G:13:ILE:HD11	1.72	0.54
1:I6:172:TYR:HB3	1:I6:205:ASP:HB3	1.89	0.54
1:J3:219:ILE:HD13	5:2G:150:ASN:OD1	2.08	0.54
1:K0:308:ARG:CG	1:N0:283:HIS:HA	2.37	0.54
1:M0:417:GLU:HA	1:M0:420:GLU:HG2	1.90	0.54
2:M1:52:ASN:OD1	2:M1:62:ARG:NH2	2.40	0.54
2:O1:256:ASN:ND2	1:O2:101:ASN:OD1	2.31	0.54
2:O1:276:ARG:HG2	4:Y0:57:LEU:HD13	1.88	0.54
2:P5:390:ARG:N	6:9A:565:GLU:OE2	2.40	0.54
1:Q1:179:THR:OG1	8:Q1:501:GTP:H3'	2.08	0.54
1:Q1:244:PHE:HB2	1:Q1:356:ASN:HD21	1.73	0.54
1:Q3:257:THR:HG1	2:Q4:397:TRP:CG	2.24	0.54
2:Q4:344:TRP:CD2	1:Q5:401:LYS:HD3	2.42	0.54
1:R1:261:PRO:CA	2:R2:394:PHE:CD1	2.90	0.54
1:R1:435:VAL:O	2:R2:391:ARG:NH2	2.41	0.54
2:R2:412:GLU:HG2	6:9B:479:MET:CE	2.33	0.54
2:R4:346:PRO:HG3	1:R5:394:LYS:HD2	1.89	0.54
1:S1:231:ILE:HA	1:S1:234:ILE:HD12	1.88	0.54
1:S3:53:PHE:HB3	1:S3:61:HIS:HB3	1.88	0.54
1:S5:62:VAL:HG22	1:T5:283:HIS:ND1	2.23	0.54
2:S6:204:ASN:ND2	9:S6:501:GDP:O2'	2.41	0.54
2:S6:229:VAL:HG21	9:S6:501:GDP:HN21	0.67	0.54
2:T0:122:LYS:CB	2:U0:291:GLN:CG	2.84	0.54
1:T1:364:PRO:HB2	5:7A:197:TYR:CE2	1.65	0.54

Continued on next page...

Continued from previous page...

Atom-1	Atom-2	Interatomic distance (Å)	Clash overlap (Å)
2:T2:54:ALA:HB1	2:U2:282:ARG:C	2.31	0.54
1:T3:127:ASP:OD2	1:U3:293:ASN:CG	2.50	0.54
1:T3:346:TRP:O	2:T4:388:MET:HG2	2.07	0.54
1:T5:140:SER:CB	8:T5:501:GTP:H4'	2.36	0.54
2:W3:122:LYS:HA	3:X2:45:LEU:HG	1.89	0.54
2:W5:102:ALA:HB2	2:W5:403:MET:HE3	1.89	0.54
5:1C:129:GLY:O	5:1C:177:THR:CB	2.56	0.54
5:4J:129:GLY:O	5:4J:177:THR:CB	2.56	0.54
5:4H:46:ARG:HD2	5:4H:166:PHE:CD1	2.41	0.54
5:6C:129:GLY:O	5:6C:177:THR:CB	2.56	0.54
2:C2:1:MET:HE2	1:C3:72:PRO:HG3	1.89	0.54
1:E1:89:PRO:HB2	1:F1:280:LYS:CG	2.38	0.54
1:G2:364:PRO:CB	5:3I:200:ILE:HB	2.38	0.54
1:H0:88:HIS:CA	1:I0:283:HIS:HB2	2.33	0.54
1:L0:60:LYS:CD	1:M0:282:TYR:CE1	2.78	0.54
1:L0:88:HIS:CG	1:M0:283:HIS:HB2	2.43	0.54
2:L3:86:ARG:CD	2:M3:281:TYR:HB3	2.37	0.54
1:N0:85:GLN:CG	1:O0:282:TYR:CE2	2.86	0.54
2:N1:131:GLN:HG3	2:N1:163:ILE:HD11	1.90	0.54
1:N2:62:VAL:CG1	1:O2:283:HIS:CB	2.84	0.54
1:N2:86:LEU:N	1:O2:283:HIS:CE1	2.70	0.54
2:N5:350:LYS:HG3	1:N6:179:THR:C	2.33	0.54
1:O2:75:ILE:HG22	1:O2:79:ARG:HD2	1.89	0.54
2:O3:322:SER:CB	1:O4:222:PRO:O	2.54	0.54
1:P2:115:ILE:HD12	1:P2:152:LEU:HD13	1.89	0.54
2:P3:409:THR:H	6:9B:561:GLU:HG2	1.73	0.54
1:Q1:50:ASN:O	1:Q1:64:ARG:NH1	2.41	0.54
2:Q2:86:ARG:HD3	2:R2:282:ARG:NE	2.23	0.54
1:R1:258:ASN:HD21	2:R2:178:THR:CG2	2.20	0.54
1:R5:87:PHE:C	1:S5:283:HIS:NE2	2.65	0.54
2:R6:318:ARG:HD2	2:R6:358:PRO:HD3	1.89	0.54
2:S0:199:THR:OG1	2:S0:264:HIS:O	2.23	0.54
2:S2:247:ASN:H	1:S3:11:GLN:HE22	1.56	0.54
2:S2:331:LEU:HD21	1:S3:176:GLN:CG	2.37	0.54
1:S5:142:GLY:HA2	1:S5:183:GLU:HG3	1.90	0.54
2:T0:117:LEU:HA	2:T0:120:VAL:HG12	1.89	0.54
2:T2:86:ARG:NH2	2:T2:123:GLU:OE2	2.40	0.54
2:T4:251:ARG:CD	1:T5:105:ARG:NH1	2.70	0.54
1:T5:350:GLY:C	2:T6:179:VAL:HG22	2.33	0.54
1:V0:224:TYR:HD1	8:V0:501:GTP:C6	2.25	0.54
2:V3:125:GLU:OE1	2:W3:291:GLN:HB2	2.08	0.54

Continued on next page...

Continued from previous page...

Atom-1	Atom-2	Interatomic distance (Å)	Clash overlap (Å)
1:V4:123:ARG:HH22	1:W4:298:PRO:HD2	1.72	0.54
2:W3:129:CYS:SG	1:W4:96:LYS:HD3	2.47	0.54
1:W4:236:SER:OG	1:W4:243:ARG:NH2	2.39	0.54
5:1F:11:MET:HB2	5:1F:191:SER:HB3	1.89	0.54
6:9B:545:GLU:O	6:9B:548:THR:OG1	2.25	0.54
5:7A:27:GLU:OE1	5:7A:30:ARG:NH1	2.41	0.54
5:7B:129:GLY:O	5:7B:177:THR:CB	2.56	0.54
1:A0:283:HIS:CA	1:M0:60:LYS:HD2	2.36	0.54
2:A1:54:ALA:CB	2:B0:282:ARG:O	2.53	0.54
2:B0:77:ARG:NH1	2:B0:82:GLY:O	2.40	0.54
1:B1:90:GLU:OE1	1:B1:121:ARG:NH2	2.41	0.54
2:C2:86:ARG:HH22	2:D2:282:ARG:C	2.16	0.54
2:D6:122:LYS:HZ2	2:E6:291:GLN:CB	2.15	0.54
1:E3:62:VAL:HG22	1:F3:283:HIS:CD2	2.43	0.54
2:G3:27:GLU:O	2:G3:359:ARG:NH1	2.40	0.54
1:H0:81:GLY:O	1:H0:84:ARG:NH1	2.40	0.54
2:H3:211:CYS:HA	2:H3:215:LEU:HB2	1.89	0.54
2:H5:55:THR:HG21	2:I5:284:LEU:CB	2.35	0.54
2:I1:86:ARG:HA	1:J1:283:HIS:CB	2.37	0.54
2:I1:86:ARG:NE	1:J1:284:GLU:CD	2.65	0.54
2:I1:152:ILE:HD11	2:I1:166:THR:HG21	1.88	0.54
1:I6:124:LYS:HG3	2:J6:291:GLN:HE22	1.73	0.54
2:J2:341:PHE:HD2	2:J2:348:ASN:HD22	1.56	0.54
1:J3:362:VAL:HG21	5:2G:6:ARG:NH2	2.23	0.54
1:K0:32:PRO:HG2	5:3F:200:ILE:CD1	2.34	0.54
1:K2:88:HIS:CA	1:L2:283:HIS:HB3	2.35	0.54
2:K3:86:ARG:NH1	2:L3:282:ARG:CG	2.70	0.54
1:K4:88:HIS:HD2	1:L4:284:GLU:N	2.05	0.54
1:L0:88:HIS:HA	1:M0:283:HIS:HB2	1.88	0.54
1:N2:89:PRO:CA	1:O2:280:LYS:HD3	2.21	0.54
1:N4:124:LYS:CE	1:O4:297:GLU:OE2	2.51	0.54
2:N5:53:GLU:C	2:O5:283:ALA:HB2	2.33	0.54
1:O4:231:ILE:CD1	8:O4:501:GTP:N2	2.68	0.54
1:O4:352:LYS:HA	2:O5:177:ASP:C	2.32	0.54
1:P0:346:TRP:O	2:P1:388:MET:HG2	2.08	0.54
1:P4:115:ILE:HD12	1:P4:152:LEU:HG	1.89	0.54
1:P4:172:TYR:N	1:P4:204:VAL:O	2.36	0.54
2:Q2:129:CYS:CB	1:Q3:96:LYS:CG	2.85	0.54
1:Q5:89:PRO:CD	1:R5:280:LYS:HG3	2.35	0.54
2:R0:204:ASN:CG	9:R0:501:GDP:HN22	2.15	0.54
2:R2:252:LYS:CA	1:R3:100:ALA:HB1	2.36	0.54

Continued on next page...

Continued from previous page...

Atom-1	Atom-2	Interatomic distance (Å)	Clash overlap (Å)
1:R3:349:THR:HB	2:R4:176:SER:HB3	1.88	0.54
2:R4:259:PRO:HG2	2:R4:263:LEU:HD12	1.90	0.54
1:S3:62:VAL:CG1	1:T3:283:HIS:HB3	2.38	0.54
2:S4:58:LYS:HD2	2:T4:280:GLN:CA	2.37	0.54
2:S6:11:GLN:HB3	9:S6:501:GDP:O1A	2.07	0.54
2:S6:86:ARG:CG	2:T6:278:SER:OG	2.56	0.54
2:T0:178:THR:HB	2:T0:181:GLU:HB2	1.90	0.54
1:T1:88:HIS:HD2	1:U1:284:GLU:HG3	1.64	0.54
2:T2:4:ILE:HB	2:T2:50:TYR:HE1	1.72	0.54
2:T4:193:VAL:HG13	2:T4:194:GLU:HG2	1.88	0.54
2:T6:55:THR:CG2	2:U6:284:LEU:CD1	2.85	0.54
2:V3:86:ARG:CB	2:W3:281:TYR:HB2	2.37	0.54
2:V3:252:LYS:HE3	1:V4:100:ALA:HA	1.90	0.54
1:W4:257:THR:HG1	2:W5:397:TRP:CG	2.26	0.54
5:2E:129:GLY:O	5:2E:177:THR:CB	2.56	0.54
5:2F:129:GLY:O	5:2F:177:THR:CB	2.56	0.54
5:3F:27:GLU:OE1	5:3F:30:ARG:NH1	2.41	0.54
5:3J:129:GLY:O	5:3J:177:THR:CB	2.56	0.54
5:4I:196:VAL:HA	5:4I:199:ILE:HD12	1.89	0.54
5:2J:129:GLY:O	5:2J:177:THR:CB	2.56	0.54
5:7A:129:GLY:O	5:7A:177:THR:CB	2.56	0.54
5:7C:129:GLY:O	5:7C:177:THR:CB	2.56	0.54
5:5B:46:ARG:HD2	5:5B:166:PHE:CD1	2.41	0.54
2:A5:67:ASP:O	2:A5:92:PHE:HA	2.08	0.54
1:B5:90:GLU:CG	1:C5:280:LYS:CE	2.85	0.54
2:C4:236:VAL:HG13	2:C4:237:THR:HG23	1.90	0.54
2:D0:234:SER:OG	2:D0:241:ARG:NH2	2.40	0.54
1:D1:439:SER:HB3	2:D2:391:ARG:HD3	1.90	0.54
1:D5:439:SER:HB3	2:D6:391:ARG:HD3	1.89	0.54
1:E3:275:VAL:HG23	1:E3:368:LEU:HD21	1.90	0.54
2:G3:309:ARG:H	2:G3:372:THR:HB	1.72	0.54
1:H2:88:HIS:HA	1:I2:283:HIS:HB2	1.88	0.54
2:J4:63:ALA:O	2:J4:89:ASN:ND2	2.41	0.54
1:L2:89:PRO:CD	1:M2:283:HIS:CD2	2.78	0.54
2:L5:86:ARG:NH1	2:M5:282:ARG:N	2.55	0.54
2:N3:344:TRP:HA	1:N4:397:LEU:HD13	1.90	0.54
1:N4:254:GLU:HA	2:N5:98:GLY:CA	2.36	0.54
2:N5:60:VAL:HG12	2:O5:281:TYR:HD1	1.69	0.54
2:O1:2:ARG:HH22	1:O2:73:THR:CG2	2.11	0.54
2:O1:87:PRO:HD2	2:P1:278:SER:OG	2.06	0.54
2:O5:129:CYS:CB	1:O6:96:LYS:HG2	2.37	0.54

Continued on next page...

Continued from previous page...

Atom-1	Atom-2	Interatomic distance (Å)	Clash overlap (Å)
1:O6:89:PRO:CD	1:P6:280:LYS:HG2	2.36	0.54
2:P5:256:ASN:HD21	1:P6:101:ASN:CG	2.15	0.54
2:P5:259:PRO:CA	1:P6:404:PHE:H	2.21	0.54
2:Q0:247:ASN:HD21	1:Q1:73:THR:HG21	1.73	0.54
2:Q2:129:CYS:CB	1:Q3:96:LYS:HG2	2.37	0.54
2:Q2:405:GLU:C	6:9B:515:ALA:CA	2.75	0.54
1:Q3:406:HIS:HA	1:Q3:409:VAL:HG12	1.89	0.54
1:R5:102:ASN:HB3	1:R5:105:ARG:HB2	1.89	0.54
2:S2:54:ALA:HA	2:T2:283:ALA:CB	2.37	0.54
1:T5:316:CYS:HB3	1:T5:378:LEU:HB2	1.89	0.54
1:U5:60:LYS:CE	1:V4:283:HIS:N	2.70	0.54
2:U6:54:ALA:HB3	2:U6:58:LYS:HB3	1.90	0.54
1:V0:35:GLN:OE1	1:W0:282:TYR:CE2	2.59	0.54
1:V2:90:GLU:N	1:W2:280:LYS:HD3	2.23	0.54
2:W3:122:LYS:CB	3:X2:45:LEU:HD21	2.37	0.54
2:W3:165:ASN:ND2	2:W3:198:GLU:O	2.35	0.54
5:2B:129:GLY:O	5:2B:177:THR:CB	2.56	0.54
5:2C:129:GLY:O	5:2C:177:THR:CB	2.56	0.54
5:2D:129:GLY:O	5:2D:177:THR:CB	2.56	0.54
5:2F:27:GLU:OE1	5:2F:30:ARG:NH1	2.41	0.54
5:3C:77:LYS:HZ1	5:3D:99:GLU:CG	2.21	0.54
5:3C:129:GLY:O	5:3C:177:THR:CB	2.56	0.54
5:3G:27:GLU:OE1	5:3G:30:ARG:NH1	2.41	0.54
6:9B:615:ARG:HA	6:9B:618:ARG:HD2	1.90	0.54
5:7D:27:GLU:OE1	5:7D:30:ARG:NH1	2.41	0.54
5:6B:129:GLY:O	5:6B:177:THR:CB	2.56	0.54
5:5D:129:GLY:O	5:5D:177:THR:CB	2.56	0.54
5:5D:143:LYS:HZ3	5:5D:155:GLU:CD	2.16	0.54
5:2G:27:GLU:OE1	5:2G:30:ARG:NH1	2.41	0.54
5:1G:129:GLY:O	5:1G:177:THR:CB	2.56	0.54
2:A3:55:THR:HG1	2:B2:284:LEU:HG	1.71	0.54
1:B1:364:PRO:HG2	5:2B:197:TYR:HB3	1.90	0.54
2:B2:232:THR:HG21	2:B2:268:PRO:HB2	1.90	0.54
2:C0:232:THR:HG21	2:C0:268:PRO:HB2	1.90	0.54
2:D0:54:ALA:HB2	2:E0:283:ALA:HB2	1.86	0.54
2:D2:66:VAL:HG12	2:D2:91:VAL:HB	1.90	0.54
1:D5:254:GLU:O	1:D5:352:LYS:NZ	2.41	0.54
2:E0:55:THR:N	2:F0:282:ARG:O	2.40	0.54
1:F1:124:LYS:NZ	1:G0:297:GLU:OE2	2.40	0.54
1:F5:85:GLN:NE2	1:G4:282:TYR:CD1	2.63	0.54
2:G3:48:ASN:O	2:G3:62:ARG:NH2	2.40	0.54

Continued on next page...

Continued from previous page...

Atom-1	Atom-2	Interatomic distance (Å)	Clash overlap (Å)
1:H4:89:PRO:CD	1:I4:280:LYS:HG2	2.38	0.54
2:H5:99:ASN:HA	2:H5:142:GLY:H	1.73	0.54
1:I0:329:ASN:HD21	2:I1:175:VAL:HG22	1.71	0.54
1:J5:420:GLU:HB3	1:N4:308:ARG:CD	2.38	0.54
1:K0:254:GLU:HG2	2:K1:98:GLY:HA2	1.90	0.54
2:K5:87:PRO:HG3	2:L5:278:SER:H	1.65	0.54
2:K5:306:ARG:NH2	2:N5:281:TYR:HE1	2.05	0.54
2:N3:350:LYS:NZ	1:N4:179:THR:HG22	2.22	0.54
1:N4:372:GLN:OE1	1:N4:373:ARG:NH2	2.41	0.54
1:O2:357:TYR:CZ	4:Y1:202:ARG:HA	2.43	0.54
2:O5:222:TYR:CB	4:Y2:203:THR:HG23	2.38	0.54
2:O5:406:MET:HB3	6:9A:596:ASP:O	2.07	0.54
1:O6:62:VAL:HG21	1:P6:283:HIS:C	2.32	0.54
1:P0:260:VAL:CG1	2:P1:397:TRP:HE1	2.13	0.54
2:P5:406:MET:HE2	6:9A:554:LYS:HG3	1.86	0.54
2:Q0:346:PRO:HG3	1:Q1:394:LYS:HG2	1.89	0.54
1:Q1:128:GLN:HG3	1:R1:290:GLU:CG	2.38	0.54
2:Q2:389:PHE:CB	6:9B:522:LYS:HD3	2.36	0.54
2:Q4:406:MET:HB3	6:9A:514:GLN:OE1	2.08	0.54
2:Q4:408:PHE:O	6:9A:518:LYS:NZ	2.33	0.54
1:Q5:171:ILE:HD11	8:Q5:501:GTP:N2	2.22	0.54
2:R4:386:THR:HG1	6:9A:479:MET:CE	2.16	0.54
2:S2:344:TRP:O	1:S3:397:LEU:HD23	2.08	0.54
1:S5:89:PRO:HB2	1:T5:280:LYS:HD2	1.88	0.54
1:T1:32:PRO:HD3	5:7A:200:ILE:HG13	1.89	0.54
1:T3:124:LYS:HD2	1:U3:297:GLU:CD	2.26	0.54
2:T4:27:GLU:HA	2:T4:359:ARG:HE	1.73	0.54
1:T5:320:ARG:HH21	1:T5:360:PRO:HA	1.72	0.54
1:U1:254:GLU:HG2	2:U2:98:GLY:HA2	1.88	0.54
2:U2:318:ARG:HD3	2:U2:358:PRO:HD3	1.90	0.54
2:U4:135:LEU:HD22	2:U4:152:ILE:HD11	1.89	0.54
1:V0:38:SER:HA	1:V0:42:ILE:HD11	1.89	0.54
1:V0:108:TYR:HA	1:V0:112:LYS:HE2	1.89	0.54
1:V0:128:GLN:HE21	1:W0:285:GLN:HE21	1.54	0.54
2:V1:178:THR:HB	2:V1:181:GLU:HB2	1.90	0.54
2:V3:255:VAL:HG11	1:V4:100:ALA:O	2.08	0.54
1:V4:60:LYS:HE3	1:W4:282:TYR:CB	2.37	0.54
2:W1:330:MET:HA	2:W1:333:VAL:HG22	1.89	0.54
2:W3:271:ALA:HB3	2:W3:365:ALA:HB3	1.90	0.54
3:X1:81:LYS:HD3	3:X1:161:ARG:HD3	1.90	0.54
5:1E:129:GLY:O	5:1E:177:THR:CB	2.56	0.54

Continued on next page...

Continued from previous page...

Atom-1	Atom-2	Interatomic distance (Å)	Clash overlap (Å)
5:2A:46:ARG:HD2	5:2A:166:PHE:CD1	2.41	0.54
5:3C:27:GLU:OE1	5:3C:30:ARG:NH1	2.41	0.54
5:3E:27:GLU:OE1	5:3E:30:ARG:NH1	2.41	0.54
5:3J:27:GLU:OE1	5:3J:30:ARG:NH1	2.41	0.54
6:9A:599:ALA:HB1	6:9A:603:TYR:HE2	1.73	0.54
5:2I:117:MET:HA	5:2I:120:PHE:CE2	2.42	0.54
5:2J:27:GLU:OE1	5:2J:30:ARG:NH1	2.41	0.54
5:7A:189:SER:HB2	5:7A:198:PHE:CE2	2.43	0.54
5:5A:27:GLU:OE1	5:5A:30:ARG:NH1	2.41	0.54
5:5C:144:HIS:CB	5:5C:204:THR:CG2	2.65	0.54
1:A0:286:LEU:O	1:A0:373:ARG:NH1	2.41	0.54
2:B4:84:ILE:O	2:C4:281:TYR:CE1	2.61	0.54
1:B5:168:GLU:HB2	1:B5:201:ALA:HA	1.90	0.54
1:C1:211:ASP:OD1	1:C1:214:ARG:NH2	2.40	0.54
2:D0:10:GLY:O	2:D0:14:ASN:ND2	2.41	0.54
2:D0:43:GLN:OE1	2:D0:359:ARG:NH2	2.39	0.54
1:F3:68:VAL:HG12	1:F3:93:ILE:HB	1.89	0.54
1:G2:392:ASP:OD1	1:G2:422:ARG:NH1	2.41	0.54
1:H4:249:ASN:OD1	2:H5:11:GLN:NE2	2.41	0.54
2:J6:8:GLN:HB2	2:J6:65:LEU:HA	1.90	0.54
2:J6:73:MET:HA	2:J6:76:VAL:HG12	1.90	0.54
1:K4:54:SER:OG	1:L4:285:GLN:OE1	2.26	0.54
2:K5:309:ARG:HG3	2:K5:426:GLN:HG3	1.89	0.54
1:N2:124:LYS:HZ1	1:O2:297:GLU:CD	2.10	0.54
2:N5:12:CYS:SG	9:N5:501:GDP:C4	3.01	0.54
2:O3:58:LYS:HE2	2:P3:281:TYR:CD1	2.43	0.54
1:O4:124:LYS:HE2	1:P4:297:GLU:CD	2.33	0.54
2:P1:68:LEU:HD12	2:P1:97:ALA:HB2	1.89	0.54
1:Q3:269:LEU:HD22	1:Q3:303:VAL:HG21	1.90	0.54
2:Q4:12:CYS:HG	9:Q4:501:GDP:C1'	2.20	0.54
1:Q5:171:ILE:CG2	8:Q5:501:GTP:HO2'	2.20	0.54
1:R3:254:GLU:CD	2:R4:99:ASN:CG	2.75	0.54
2:S0:263:LEU:O	2:S0:370:ASN:ND2	2.41	0.54
1:S5:12:ALA:N	8:S5:501:GTP:PA	2.76	0.54
1:S5:168:GLU:HB3	1:S5:201:ALA:HA	1.88	0.54
1:T5:89:PRO:HG3	1:U5:280:LYS:HG2	1.88	0.54
2:T6:87:PRO:CD	2:U6:278:SER:HB2	2.37	0.54
2:U4:48:ASN:O	2:U4:62:ARG:NH2	2.41	0.54
2:U6:54:ALA:CB	2:V5:283:ALA:N	2.70	0.54
2:V1:272:PRO:HG2	2:V1:364:SER:HA	1.90	0.54
1:V2:348:PRO:CB	2:V3:384:GLN:HG2	2.38	0.54

Continued on next page...

Continued from previous page...

Atom-1	Atom-2	Interatomic distance (Å)	Clash overlap (Å)
2:V3:69:GLU:HG2	2:V3:71:GLY:H	1.71	0.54
2:W3:10:GLY:O	2:W3:14:ASN:ND2	2.41	0.54
5:2A:27:GLU:OE1	5:2A:30:ARG:NH1	2.41	0.54
5:2B:27:GLU:OE1	5:2B:30:ARG:NH1	2.41	0.54
5:2I:144:HIS:HB3	5:2I:204:THR:HG22	1.78	0.54
5:3I:196:VAL:HA	5:3I:199:ILE:HD12	1.89	0.54
5:7C:27:GLU:OE1	5:7C:30:ARG:NH1	2.41	0.54
1:A2:60:LYS:HG2	1:B1:282:TYR:O	2.07	0.54
2:A3:54:ALA:CB	2:B2:283:ALA:N	2.71	0.54
1:A4:60:LYS:HD2	1:B3:282:TYR:O	2.06	0.54
1:B3:89:PRO:CB	1:C3:280:LYS:CD	2.78	0.54
2:B4:170:VAL:HG11	2:B4:377:LEU:HD21	1.90	0.54
1:D1:141:PHE:O	1:D1:147:SER:OG	2.26	0.54
2:G5:8:GLN:NE2	2:G5:13:GLY:O	2.38	0.54
2:H3:139:LEU:HB2	2:H3:171:PRO:HD3	1.89	0.54
1:I2:87:PHE:O	2:J2:281:TYR:CD1	2.58	0.54
2:I5:33:THR:HG21	5:1G:13:ILE:HG23	1.89	0.54
1:J1:120:ASP:OD1	1:J1:124:LYS:NZ	2.40	0.54
2:K3:86:ARG:HA	2:L3:281:TYR:HB2	1.89	0.54
1:L0:89:PRO:CD	1:M0:280:LYS:CG	2.54	0.54
1:N6:127:ASP:HB3	1:O6:293:ASN:ND2	2.22	0.54
1:O0:258:ASN:HD21	2:O1:178:THR:HG23	1.71	0.54
2:O1:80:PRO:CG	4:Y0:205:ASN:HA	2.38	0.54
8:P1:502:GTP:N2	1:P2:206:ASN:OD1	2.41	0.54
1:P4:228:ASN:OD1	8:P4:501:GTP:N1	2.39	0.54
2:P5:406:MET:O	6:9A:557:LEU:HD13	2.06	0.54
2:R0:86:ARG:HB2	2:S0:281:TYR:HB3	1.90	0.54
1:R1:62:VAL:CG1	1:S1:283:HIS:HB3	2.38	0.54
1:R1:434:GLU:O	2:R2:391:ARG:NH2	2.41	0.54
2:R6:229:VAL:HG21	9:R6:501:GDP:N2	2.18	0.54
2:T0:346:PRO:HG3	1:T1:394:LYS:HG2	1.90	0.54
1:T1:402:ARG:NH1	1:T1:415:GLU:OE2	2.41	0.54
2:U6:122:LYS:HG2	2:V5:291:GLN:HG2	1.90	0.54
2:V1:10:GLY:O	2:V1:14:ASN:ND2	2.40	0.54
2:V3:85:PHE:O	2:W3:281:TYR:CD2	2.61	0.54
1:V4:90:GLU:CB	1:W4:280:LYS:HZ1	2.19	0.54
1:W2:236:SER:O	1:W2:243:ARG:NH2	2.41	0.54
2:W3:125:GLU:HG3	3:X2:45:LEU:N	2.21	0.54
1:W4:26:LEU:HD13	1:W4:363:VAL:HG12	1.90	0.54
1:W4:116:ASP:CG	3:X2:6:PHE:CE2	2.85	0.54
4:Y0:66:PHE:CZ	4:Y0:70:ILE:HD11	2.43	0.54

Continued on next page...

Continued from previous page...

Atom-1	Atom-2	Interatomic distance (Å)	Clash overlap (Å)
4:Y1:66:PHE:CZ	4:Y1:70:ILE:HD11	2.43	0.54
5:1A:27:GLU:OE1	5:1A:30:ARG:NH1	2.41	0.54
5:1C:71:TYR:O	5:1D:121:ARG:NH2	2.41	0.54
5:3C:70:ASP:O	5:3D:121:ARG:NE	2.41	0.54
5:3F:129:GLY:O	5:3F:177:THR:CB	2.56	0.54
5:7D:129:GLY:O	5:7D:177:THR:CB	2.56	0.54
5:5B:27:GLU:OE1	5:5B:30:ARG:NH1	2.41	0.54
5:5C:27:GLU:OE1	5:5C:30:ARG:NH1	2.41	0.54
5:5C:129:GLY:O	5:5C:177:THR:CB	2.56	0.54
5:5D:27:GLU:OE1	5:5D:30:ARG:NH1	2.41	0.54
1:A4:265:ILE:HD12	1:A4:432:TYR:HE1	1.72	0.53
1:B3:51:THR:HG21	1:B3:243:ARG:HG2	1.90	0.53
2:B4:320:ARG:NH1	2:B4:355:ASP:OD1	2.41	0.53
2:C4:55:THR:OG1	2:D4:284:LEU:CD1	2.55	0.53
2:D0:258:VAL:HB	1:D1:407:TRP:HZ2	1.72	0.53
2:E2:53:GLU:O	2:F2:283:ALA:CB	2.52	0.53
2:E4:54:ALA:O	5:2J:152:GLU:C	2.50	0.53
2:G5:55:THR:CB	2:H5:284:LEU:HD12	2.27	0.53
1:H4:311:LYS:NZ	1:H4:438:ASP:OD1	2.41	0.53
1:I0:107:HIS:HA	1:I0:152:LEU:HD22	1.90	0.53
2:I1:87:PRO:HG2	1:J1:280:LYS:CG	2.37	0.53
1:K2:151:SER:HA	1:K2:193:THR:HG21	1.88	0.53
1:L0:242:LEU:HD11	1:L0:252:LEU:HG	1.89	0.53
1:N6:60:LYS:CE	1:O6:282:TYR:CD1	2.87	0.53
1:N6:87:PHE:C	1:O6:283:HIS:CG	2.86	0.53
2:O1:251:ARG:HB3	1:O2:100:ALA:CB	2.38	0.53
1:O2:348:PRO:HG3	2:O3:384:GLN:HG2	1.90	0.53
1:P0:50:ASN:O	1:P0:64:ARG:NH1	2.42	0.53
2:P3:323:MET:HG3	1:P4:224:TYR:CD2	2.42	0.53
2:P5:60:VAL:CG1	2:Q4:281:TYR:HB3	2.33	0.53
2:Q4:390:ARG:NH2	6:9A:522:LYS:HB3	2.23	0.53
2:R0:46:ARG:NH2	1:R1:73:THR:HA	2.24	0.53
2:R0:308:GLY:HA3	2:R0:373:ALA:HB2	1.89	0.53
2:R2:237:THR:HG22	2:R2:250:LEU:HD21	1.90	0.53
2:R4:259:PRO:CB	1:R5:403:ALA:HB1	2.38	0.53
2:R6:86:ARG:HH11	2:S6:282:ARG:HB3	1.73	0.53
2:R6:138:SER:HB3	9:R6:501:GDP:O5'	2.07	0.53
2:S4:343:GLU:O	1:S5:397:LEU:HD21	2.08	0.53
2:S6:12:CYS:HB3	9:S6:501:GDP:PA	2.48	0.53
2:T6:372:THR:HG21	2:T6:426:GLN:HB2	1.90	0.53
2:V1:58:LYS:CD	2:W1:280:GLN:HB3	2.38	0.53

Continued on next page...

Continued from previous page...

Atom-1	Atom-2	Interatomic distance (Å)	Clash overlap (Å)
2:V5:323:MET:HE1	2:V5:353:VAL:HG11	1.89	0.53
2:W1:347:ASN:CG	1:W2:178:SER:HB2	2.33	0.53
5:1E:27:GLU:OE1	5:1E:30:ARG:NH1	2.41	0.53
5:1F:129:GLY:O	5:1F:177:THR:CB	2.56	0.53
5:2E:27:GLU:OE1	5:2E:30:ARG:NH1	2.41	0.53
5:3D:27:GLU:OE1	5:3D:30:ARG:NH1	2.41	0.53
6:9B:445:ARG:HA	6:9B:448:ARG:HD2	1.89	0.53
6:9B:458:ASN:HA	6:9B:461:LYS:HD2	1.90	0.53
5:2H:27:GLU:OE1	5:2H:30:ARG:NH1	2.41	0.53
5:6A:129:GLY:O	5:6A:177:THR:CB	2.56	0.53
5:6A:189:SER:HB2	5:6A:198:PHE:CE2	2.43	0.53
1:A2:283:HIS:HA	1:M2:60:LYS:HE2	1.87	0.53
1:A2:430:LYS:HE3	3:X1:153:ARG:HH12	1.73	0.53
1:A6:423:GLU:HG3	3:X3:104:ARG:HH11	1.72	0.53
1:B3:377:MET:HE2	1:B3:379:SER:HB2	1.90	0.53
2:C4:68:LEU:HD12	2:C4:97:ALA:HB2	1.89	0.53
2:D2:122:LYS:CG	2:E2:291:GLN:HG3	2.36	0.53
2:D4:271:ALA:CB	2:D4:298:ASN:HD21	2.20	0.53
2:D6:130:LEU:O	2:D6:162:ARG:NH1	2.42	0.53
2:E2:84:ILE:O	2:F2:281:TYR:CE1	2.61	0.53
2:E4:56:GLY:N	5:2J:154:SER:N	2.55	0.53
2:F2:87:PRO:CD	2:G1:278:SER:OG	2.57	0.53
2:F2:214:THR:O	2:F2:275:SER:OG	2.25	0.53
1:G0:89:PRO:CD	1:H0:280:LYS:CG	2.80	0.53
2:G3:91:VAL:HG21	2:G3:116:VAL:HG22	1.90	0.53
2:H3:86:ARG:HG3	2:I3:278:SER:OG	2.09	0.53
1:I2:172:TYR:N	1:I2:204:VAL:O	2.36	0.53
2:J6:236:VAL:HG22	2:J6:368:ILE:HD11	1.90	0.53
2:L3:86:ARG:CD	2:M3:281:TYR:CB	2.78	0.53
1:N0:175:PRO:O	1:N0:394:LYS:NZ	2.38	0.53
2:N3:87:PRO:CD	2:O3:278:SER:CB	2.55	0.53
2:N5:327:ASP:CB	1:N6:177:VAL:HB	2.36	0.53
2:O1:318:ARG:HD3	2:O1:358:PRO:HD3	1.90	0.53
2:O3:125:GLU:OE2	2:P3:336:LYS:HE3	2.08	0.53
2:O5:5:VAL:HG22	2:O5:62:ARG:HD2	1.90	0.53
1:O6:124:LYS:HG2	1:P6:297:GLU:OE2	2.08	0.53
2:Q2:258:VAL:O	1:Q3:404:PHE:HE1	1.91	0.53
2:Q4:12:CYS:SG	9:Q4:501:GDP:O4'	2.66	0.53
2:R4:390:ARG:HH11	6:9A:476:TRP:HA	1.57	0.53
1:R5:231:ILE:HD13	8:R5:501:GTP:N2	2.14	0.53
2:S0:255:VAL:HA	1:S1:407:TRP:CE2	2.44	0.53

Continued on next page...

Continued from previous page...

Atom-1	Atom-2	Interatomic distance (Å)	Clash overlap (Å)
1:S5:12:ALA:HA	8:S5:501:GTP:C8	2.43	0.53
1:S5:89:PRO:CD	1:T5:283:HIS:HD2	2.20	0.53
1:S5:180:ALA:HB3	1:S5:183:GLU:HB2	1.90	0.53
2:S6:12:CYS:HB2	9:S6:501:GDP:PA	2.49	0.53
1:T3:258:ASN:ND2	2:T4:180:VAL:CG2	2.65	0.53
2:U0:251:ARG:CD	1:U1:105:ARG:NH1	2.72	0.53
2:U0:327:ASP:OD2	1:U1:177:VAL:HG21	2.08	0.53
1:U3:98:ASP:OD1	1:U3:99:ALA:N	2.41	0.53
1:U5:140:SER:HG	8:U5:501:GTP:C4'	2.21	0.53
1:V0:60:LYS:HD2	1:W0:282:TYR:O	2.08	0.53
2:V5:144:GLY:CA	9:V5:501:GDP:O2B	2.56	0.53
2:W1:69:GLU:HG2	2:W1:71:GLY:H	1.73	0.53
5:1D:192:ILE:HG23	5:1D:197:TYR:CD1	2.44	0.53
5:2B:197:TYR:HA	5:2B:200:ILE:HB	1.89	0.53
5:3D:129:GLY:O	5:3D:177:THR:CB	2.56	0.53
5:3E:11:MET:HB2	5:3E:191:SER:CB	2.33	0.53
5:3E:129:GLY:O	5:3E:177:THR:CB	2.56	0.53
5:3G:129:GLY:O	5:3G:177:THR:CB	2.56	0.53
5:7B:27:GLU:OE1	5:7B:30:ARG:NH1	2.41	0.53
5:6D:129:GLY:O	5:6D:177:THR:CB	2.55	0.53
5:5A:189:SER:HB2	5:5A:198:PHE:CE2	2.43	0.53
5:1G:27:GLU:OE1	5:1G:30:ARG:NH1	2.41	0.53
2:A1:281:TYR:O	2:M1:54:ALA:HB2	2.07	0.53
1:B5:89:PRO:CB	1:C5:280:LYS:HD3	2.34	0.53
2:C4:61:PRO:HD3	2:C4:84:ILE:HG12	1.90	0.53
1:D3:324:VAL:HB	1:D3:326:LYS:HE3	1.91	0.53
1:D5:60:LYS:HE3	1:E5:283:HIS:NE2	2.24	0.53
2:E0:52:ASN:OD1	2:E0:62:ARG:NH1	2.41	0.53
1:E3:157:LEU:HD22	1:E3:166:LYS:HD3	1.89	0.53
1:E5:123:ARG:HD3	1:F5:338:LYS:NZ	2.23	0.53
1:F5:89:PRO:HG2	1:G4:280:LYS:CD	2.38	0.53
2:G3:99:ASN:HA	2:G3:142:GLY:H	1.73	0.53
2:G3:313:VAL:HB	2:G3:349:VAL:HG22	1.90	0.53
2:G3:321:MET:HB3	2:G3:363:MET:HE2	1.91	0.53
1:G4:85:GLN:CB	1:H4:283:HIS:HE1	2.21	0.53
2:G5:117:LEU:HA	2:G5:120:VAL:HG12	1.90	0.53
2:H3:99:ASN:HA	2:H3:142:GLY:H	1.74	0.53
2:I1:178:THR:HB	2:I1:181:GLU:HB2	1.91	0.53
2:I3:324:LYS:NZ	2:I3:328:GLU:OE1	2.42	0.53
1:I6:89:PRO:CD	2:J6:278:SER:HB3	2.39	0.53
2:J6:375:GLN:OE1	2:J6:379:LYS:NZ	2.41	0.53

Continued on next page...

Continued from previous page...

Atom-1	Atom-2	Interatomic distance (Å)	Clash overlap (Å)
1:K4:192:HIS:NE2	1:K4:424:ASP:OD2	2.41	0.53
2:M3:293:MET:HG2	2:M3:367:PHE:HB2	1.91	0.53
2:N3:270:PHE:HD2	2:N3:273:LEU:HD13	1.73	0.53
1:N4:180:ALA:HB3	1:N4:183:GLU:HB2	1.91	0.53
1:N4:254:GLU:CA	2:N5:98:GLY:HA2	2.37	0.53
1:O2:6:SER:O	1:O2:65:ALA:HA	2.09	0.53
2:O3:405:GLU:H	6:9B:597:LYS:HB3	1.73	0.53
1:Q3:55:GLU:O	1:R3:285:GLN:HB2	2.09	0.53
2:R4:1:MET:CE	1:R5:72:PRO:HG2	2.37	0.53
2:R4:58:LYS:NZ	2:S4:281:TYR:C	2.66	0.53
2:R4:405:GLU:HB3	6:9A:472:SER:OG	2.09	0.53
1:S1:215:ARG:O	1:S1:280:LYS:NZ	2.41	0.53
2:S2:60:VAL:CG1	2:T2:281:TYR:HB3	2.35	0.53
2:S6:289:LEU:HD11	2:S6:363:MET:HB3	1.91	0.53
2:T0:252:LYS:O	2:T0:256:ASN:ND2	2.41	0.53
2:T6:53:GLU:C	2:U6:283:ALA:CB	2.67	0.53
1:U3:203:MET:HE1	1:U3:388:TRP:HE1	1.73	0.53
2:U4:2:ARG:NH1	1:U5:71:GLU:HG3	2.23	0.53
1:U5:109:THR:HG23	1:U5:110:ILE:HG12	1.91	0.53
2:W3:319:GLY:HA2	2:W3:357:PRO:HG3	1.91	0.53
3:X0:30:ARG:HB3	3:X0:56:THR:HB	1.89	0.53
5:2C:27:GLU:OE1	5:2C:30:ARG:NH1	2.41	0.53
5:2C:189:SER:HB2	5:2C:198:PHE:CE2	2.43	0.53
5:3H:27:GLU:OE1	5:3H:30:ARG:NH1	2.41	0.53
2:A1:396:HIS:HA	2:A1:399:THR:HG22	1.90	0.53
1:A4:284:GLU:HB2	1:M4:88:HIS:CD2	2.43	0.53
1:C3:269:LEU:HD22	1:C3:303:VAL:HG21	1.91	0.53
2:C4:86:ARG:HG2	2:C4:88:ASP:H	1.73	0.53
1:E1:244:PHE:HB2	1:E1:356:ASN:HD21	1.73	0.53
2:E4:86:ARG:NH1	2:E4:123:GLU:OE2	2.41	0.53
2:F0:324:LYS:HG3	1:F1:222:PRO:HD2	1.91	0.53
2:F6:15:GLN:O	2:F6:226:ASN:ND2	2.41	0.53
2:F6:200:TYR:HD2	2:F6:268:PRO:HG3	1.74	0.53
2:F6:271:ALA:CB	2:F6:293:MET:HE2	2.39	0.53
1:H0:123:ARG:NH1	1:I0:297:GLU:OE2	2.41	0.53
1:H2:124:LYS:HG2	1:I2:290:GLU:OE2	2.08	0.53
1:I2:85:GLN:CA	2:J2:281:TYR:OH	2.57	0.53
1:I4:195:LEU:HD11	1:I4:428:LEU:HD22	1.90	0.53
1:J3:60:LYS:HE3	1:K2:283:HIS:CE1	2.43	0.53
2:J4:19:LYS:NZ	2:J4:223:GLY:O	2.41	0.53
2:L1:55:THR:CG2	2:M1:284:LEU:HG	2.39	0.53

Continued on next page...

Continued from previous page...

Atom-1	Atom-2	Interatomic distance (Å)	Clash overlap (Å)
1:M6:276:ILE:HB	1:M6:280:LYS:HG3	1.90	0.53
2:N1:2:ARG:HH22	1:N2:73:THR:HG23	1.73	0.53
2:N1:344:TRP:O	1:N2:397:LEU:HB3	2.09	0.53
2:N3:86:ARG:HG2	2:O3:278:SER:HB2	1.91	0.53
1:N4:171:ILE:HD12	8:N4:501:GTP:N2	2.23	0.53
2:O5:276:ARG:HG2	4:Y2:57:LEU:HD13	1.89	0.53
2:P1:86:ARG:HH12	2:Q0:282:ARG:HA	1.74	0.53
2:P1:314:ALA:HB3	2:P1:368:ILE:HB	1.91	0.53
2:P3:324:LYS:HB3	1:P4:222:PRO:HD2	1.91	0.53
2:P3:346:PRO:HG2	1:P4:394:LYS:HD3	1.90	0.53
2:Q0:7:LEU:HD12	2:Q0:135:LEU:HD12	1.90	0.53
2:Q0:260:PHE:CE1	1:Q1:402:ARG:O	2.62	0.53
2:Q4:169:VAL:HG11	9:Q4:501:GDP:H1'	1.90	0.53
2:S2:68:LEU:HB3	2:S2:96:GLY:HA2	1.91	0.53
2:S4:54:ALA:N	2:T4:283:ALA:HB2	2.22	0.53
2:T2:143:THR:CB	9:T2:501:GDP:O2B	2.42	0.53
1:T3:31:GLN:CA	5:6A:196:VAL:CG2	2.86	0.53
1:T3:325:PRO:HG2	2:T4:222:TYR:CE1	2.44	0.53
2:T6:55:THR:CG2	2:U6:284:LEU:HD13	2.35	0.53
1:V0:89:PRO:HG2	1:W0:280:LYS:HB2	1.90	0.53
1:V0:254:GLU:CG	2:V1:98:GLY:CA	2.86	0.53
2:V1:251:ARG:HD2	1:V2:105:ARG:NE	2.23	0.53
1:V2:160:ASP:CA	1:W2:339:ARG:HH21	2.13	0.53
1:W2:326:LYS:HG3	2:W3:220:PRO:HG2	1.89	0.53
5:1B:77:LYS:HZ2	5:1C:89:LYS:CE	2.22	0.53
5:2D:27:GLU:OE1	5:2D:30:ARG:NH1	2.41	0.53
5:2H:117:MET:HA	5:2H:120:PHE:CE1	2.43	0.53
5:4I:27:GLU:OE1	5:4I:30:ARG:NH1	2.41	0.53
5:4H:27:GLU:OE1	5:4H:30:ARG:NH1	2.41	0.53
5:6D:27:GLU:OE1	5:6D:30:ARG:NH1	2.41	0.53
1:A6:397:LEU:CD1	3:X3:30:ARG:NH1	2.69	0.53
1:C1:88:HIS:CD2	1:D1:284:GLU:H	2.11	0.53
2:C4:86:ARG:NH1	2:C4:123:GLU:OE2	2.42	0.53
2:D0:86:ARG:HH12	2:E0:282:ARG:NE	2.07	0.53
2:D4:164:MET:HE1	2:D4:196:THR:HG22	1.90	0.53
2:E0:86:ARG:HG3	2:F0:282:ARG:NH2	2.24	0.53
1:E3:259:LEU:HD21	1:E3:316:CYS:HB2	1.91	0.53
2:F2:10:GLY:O	2:F2:14:ASN:ND2	2.40	0.53
1:F3:21:TRP:HH2	1:F3:52:PHE:HB3	1.74	0.53
2:F4:26:ASP:O	2:F4:359:ARG:NH1	2.37	0.53
1:G0:282:TYR:CD2	5:4I:9:ARG:CZ	2.91	0.53

Continued on next page...

Continued from previous page...

Atom-1	Atom-2	Interatomic distance (Å)	Clash overlap (Å)
2:G3:171:PRO:HG2	2:G3:185:ALA:HB2	1.89	0.53
2:G5:200:TYR:HD2	2:G5:268:PRO:HG3	1.72	0.53
1:H0:26:LEU:HG	5:4H:197:TYR:H	1.73	0.53
1:H2:332:ILE:HG23	1:H2:351:PHE:HD2	1.73	0.53
1:H4:87:PHE:C	1:I4:283:HIS:CG	2.85	0.53
1:I6:118:VAL:HG21	1:I6:149:PHE:HZ	1.74	0.53
1:M0:53:PHE:HB3	1:M0:61:HIS:HB3	1.90	0.53
2:N5:100:ASN:HB3	2:N5:103:LYS:HB2	1.89	0.53
1:O4:231:ILE:HD11	8:O4:501:GTP:N2	2.21	0.53
1:O6:60:LYS:HD2	1:P6:283:HIS:CD2	2.43	0.53
2:P1:129:CYS:HB2	1:P2:96:LYS:HD3	1.91	0.53
1:P4:88:HIS:NE2	1:Q3:284:GLU:HG3	2.22	0.53
2:Q0:86:ARG:HH11	2:R0:282:ARG:HE	1.33	0.53
1:R1:261:PRO:HB3	2:R2:394:PHE:CE2	2.43	0.53
2:R4:221:THR:HG22	2:R4:223:GLY:H	1.73	0.53
2:S0:256:ASN:CG	1:S1:182:VAL:HG22	2.34	0.53
2:S4:83:GLN:O	2:T4:281:TYR:OH	2.17	0.53
1:S5:326:LYS:HB2	2:S6:220:PRO:HG2	1.90	0.53
1:V0:50:ASN:O	1:V0:64:ARG:NH1	2.41	0.53
2:V1:122:LYS:HB2	2:W1:291:GLN:HE21	1.74	0.53
1:V2:88:HIS:CE1	1:W2:280:LYS:HG2	2.42	0.53
1:W0:139:HIS:O	1:W0:170:SER:HA	2.09	0.53
2:W1:63:ALA:O	2:W1:89:ASN:ND2	2.42	0.53
2:W1:317:PHE:HE2	2:W1:330:MET:HE1	1.73	0.53
2:W3:126:SER:N	3:X2:45:LEU:HD12	2.23	0.53
5:1D:27:GLU:OE1	5:1D:30:ARG:NH1	2.41	0.53
5:1D:129:GLY:O	5:1D:177:THR:CB	2.56	0.53
5:3H:129:GLY:O	5:3H:177:THR:CB	2.56	0.53
5:3J:116:ILE:HD11	5:3J:198:PHE:HZ	1.73	0.53
5:4H:129:GLY:O	5:4H:177:THR:CB	2.56	0.53
5:6A:27:GLU:OE1	5:6A:30:ARG:NH1	2.41	0.53
1:A0:263:PRO:HD2	3:X0:116:PRO:HG3	1.89	0.53
2:A1:283:ALA:HB2	2:M1:53:GLU:O	1.98	0.53
1:A4:55:GLU:C	1:B3:285:GLN:HG3	2.34	0.53
1:A6:137:VAL:HG21	1:A6:154:MET:HE1	1.89	0.53
1:A6:397:LEU:CD1	3:X3:30:ARG:HH12	2.21	0.53
1:D1:381:THR:HG22	1:D1:383:ALA:H	1.73	0.53
2:D4:1:MET:HE2	1:D5:72:PRO:HG2	1.91	0.53
2:E2:122:LYS:HG3	2:F2:291:GLN:OE1	2.08	0.53
2:F0:204:ASN:OD1	9:F0:501:GDP:N2	2.39	0.53
2:F2:51:TYR:HB3	2:F2:59:TYR:HB3	1.91	0.53

Continued on next page...

Continued from previous page...

Atom-1	Atom-2	Interatomic distance (Å)	Clash overlap (Å)
1:G2:75:ILE:HG22	1:G2:79:ARG:HD2	1.91	0.53
1:G2:278:ALA:HB1	5:3I:6:ARG:HH11	1.73	0.53
1:H0:89:PRO:HB2	1:I0:280:LYS:HG2	1.89	0.53
1:H4:86:LEU:C	1:I4:283:HIS:CD2	2.87	0.53
2:J4:234:SER:OG	2:J4:241:ARG:NH2	2.41	0.53
2:K1:213:ARG:HB3	2:K1:297:LYS:HZ3	1.74	0.53
2:L3:60:VAL:HG21	2:M3:281:TYR:O	2.09	0.53
1:L4:90:GLU:CD	1:M4:280:LYS:CD	2.81	0.53
2:M3:112:LEU:HD23	2:M3:147:MET:HE1	1.89	0.53
1:N0:87:PHE:O	1:O0:283:HIS:CD2	2.62	0.53
2:P1:256:ASN:O	1:P2:181:VAL:CG1	2.56	0.53
1:Q1:60:LYS:HE3	1:R1:282:TYR:HB2	1.81	0.53
2:Q2:323:MET:HE1	1:Q3:224:TYR:CD2	2.43	0.53
1:Q3:262:TYR:HE1	2:Q4:392:LYS:C	2.08	0.53
1:Q5:12:ALA:N	8:Q5:501:GTP:O2A	2.39	0.53
2:R0:241:ARG:HH21	2:R0:318:ARG:HH21	1.57	0.53
2:R4:405:GLU:C	6:9A:469:ALA:HA	2.32	0.53
1:R5:88:HIS:CG	1:S5:283:HIS:HB3	2.44	0.53
2:S0:69:GLU:OE2	2:S0:72:THR:OG1	2.27	0.53
1:S1:89:PRO:HD3	1:T1:283:HIS:HE2	1.72	0.53
2:S2:405:GLU:OE1	6:9B:433:LEU:HD11	1.97	0.53
2:S6:51:TYR:O	2:S6:62:ARG:NH2	2.42	0.53
2:S6:58:LYS:HZ1	2:T6:280:GLN:CB	2.21	0.53
1:T1:31:GLN:HE21	1:T1:37:PRO:HG3	1.74	0.53
2:T6:12:CYS:SG	9:T6:501:GDP:C1'	2.96	0.53
1:U1:33:ASP:O	1:U1:60:LYS:NZ	2.41	0.53
1:U1:329:ASN:ND2	2:U2:175:VAL:HG13	2.23	0.53
1:V0:127:ASP:CG	1:W0:293:ASN:OD1	2.52	0.53
1:W0:180:ALA:HB3	1:W0:183:GLU:HG3	1.90	0.53
2:W1:323:MET:HG2	1:W2:224:TYR:CZ	2.43	0.53
2:W3:116:VAL:HG11	2:W3:151:LEU:HD21	1.90	0.53
1:W6:117:LEU:HD12	3:X3:6:PHE:HB2	1.89	0.53
1:W6:171:ILE:HD12	8:W6:501:GTP:N2	2.23	0.53
5:1F:27:GLU:OE1	5:1F:30:ARG:NH1	2.41	0.53
5:3C:74:VAL:HG21	5:3D:110:ARG:HG3	1.91	0.53
5:3F:194:THR:HB	5:3F:197:TYR:HB2	1.89	0.53
5:2I:27:GLU:OE1	5:2I:30:ARG:NH1	2.41	0.53
5:3I:27:GLU:OE1	5:3I:30:ARG:NH1	2.41	0.53
1:A2:108:TYR:HA	1:A2:112:LYS:HE2	1.90	0.53
2:A3:55:THR:HG21	2:B2:284:LEU:HD12	1.89	0.53
2:A3:58:LYS:HD3	2:B2:281:TYR:CD1	2.44	0.53

Continued on next page...

Continued from previous page...

Atom-1	Atom-2	Interatomic distance (Å)	Clash overlap (Å)
1:A4:420:GLU:N	3:X2:108:TYR:CE1	2.76	0.53
1:D5:385:ALA:HB2	1:D5:432:TYR:HD2	1.73	0.53
2:E4:60:VAL:HG21	2:F4:282:ARG:NH2	2.24	0.53
2:E4:245:GLN:O	1:E5:11:GLN:NE2	2.42	0.53
1:F3:282:TYR:HD2	5:3J:9:ARG:NH2	1.93	0.53
1:F3:311:LYS:NZ	1:F3:436:GLY:O	2.38	0.53
2:F6:5:VAL:HG22	2:F6:62:ARG:HD3	1.90	0.53
1:H2:88:HIS:HA	1:I2:283:HIS:CG	2.43	0.53
1:H2:417:GLU:HA	1:H2:420:GLU:HB2	1.91	0.53
2:I1:87:PRO:CG	1:J1:280:LYS:CB	2.86	0.53
2:I3:385:PHE:HZ	2:I3:408:PHE:HB3	1.74	0.53
1:I6:189:LEU:HD22	1:I6:413:MET:HE1	1.90	0.53
2:J4:122:LYS:HD2	2:K3:291:GLN:OE1	2.09	0.53
2:L1:12:CYS:SG	2:L1:138:SER:OG	2.64	0.53
1:N0:50:ASN:O	1:N0:64:ARG:NH1	2.42	0.53
2:N1:261:PRO:HG3	1:N2:406:HIS:NE2	2.21	0.53
2:N3:12:CYS:SG	9:N3:501:GDP:C4	3.01	0.53
2:N3:144:GLY:CA	9:N3:501:GDP:O2B	2.56	0.53
2:O5:324:LYS:HZ1	1:O6:214:ARG:HB2	1.72	0.53
2:P5:87:PRO:HG2	2:Q4:277:GLY:O	2.09	0.53
2:P5:312:THR:CG2	1:P6:181:VAL:HG11	2.35	0.53
2:Q0:60:VAL:HG21	2:R0:281:TYR:C	2.32	0.53
2:Q4:389:PHE:CE2	6:9A:519:TRP:NE1	2.77	0.53
1:Q5:255:PHE:O	1:Q5:259:LEU:HB2	2.09	0.53
2:R0:84:ILE:C	2:S0:281:TYR:CE1	2.86	0.53
1:R1:60:LYS:HD2	1:S1:282:TYR:CD1	2.44	0.53
2:R6:63:ALA:O	2:R6:89:ASN:ND2	2.38	0.53
1:T1:325:PRO:HB2	2:T2:208:TYR:HH	1.73	0.53
2:T2:122:LYS:HZ3	2:U2:295:ASP:CG	2.17	0.53
2:T2:214:THR:O	2:T2:275:SER:OG	2.26	0.53
2:T4:344:TRP:C	1:T5:397:LEU:HD23	2.34	0.53
2:U4:323:MET:SD	1:U5:224:TYR:HE2	2.31	0.53
1:V0:33:ASP:O	1:V0:60:LYS:NZ	2.42	0.53
1:V2:353:VAL:CG1	2:V3:177:ASP:CG	2.82	0.53
1:V4:254:GLU:OE1	2:V5:98:GLY:N	2.41	0.53
2:V5:84:ILE:C	2:W5:281:TYR:CD1	2.87	0.53
2:W1:410:GLU:O	2:W1:414:ASN:ND2	2.39	0.53
2:W3:122:LYS:HG2	3:X2:45:LEU:HD23	1.89	0.53
1:W4:352:LYS:NZ	2:W5:99:ASN:ND2	2.57	0.53
3:X1:111:THR:OG1	3:X1:113:ARG:NH1	2.41	0.53
5:1C:46:ARG:NH2	5:1C:180:GLU:OE1	2.42	0.53

Continued on next page...

Continued from previous page...

Atom-1	Atom-2	Interatomic distance (Å)	Clash overlap (Å)
5:3H:116:ILE:HD11	5:3H:198:PHE:HZ	1.74	0.53
5:4J:27:GLU:OE1	5:4J:30:ARG:NH1	2.41	0.53
6:9A:533:LYS:HB3	6:9A:537:TYR:HE2	1.73	0.53
5:7B:36:ARG:HH21	5:7C:121:ARG:HH11	1.36	0.53
2:A1:281:TYR:HB3	2:M1:60:VAL:HG11	1.90	0.53
1:A2:280:LYS:HE3	1:M2:90:GLU:CD	2.34	0.53
2:A3:54:ALA:HB1	2:B2:282:ARG:CA	2.36	0.53
1:A4:397:LEU:HB2	3:X2:30:ARG:HH21	1.73	0.53
1:A6:196:GLU:HG3	3:X3:115:LYS:HZ3	1.72	0.53
1:C1:90:GLU:CB	1:D1:280:LYS:HZ3	2.13	0.53
2:D4:19:LYS:NZ	2:D4:223:GLY:O	2.41	0.53
2:D4:48:ASN:O	2:D4:62:ARG:NH2	2.41	0.53
2:D6:178:THR:HG22	2:D6:180:VAL:H	1.74	0.53
2:E0:19:LYS:NZ	2:E0:223:GLY:O	2.42	0.53
1:E3:85:GLN:CD	1:F3:279:GLU:OE2	2.52	0.53
2:E4:56:GLY:N	5:2J:153:TRP:C	2.67	0.53
2:E6:60:VAL:CG2	2:F6:281:TYR:HA	2.38	0.53
2:E6:139:LEU:HA	2:E6:145:SER:HB2	1.90	0.53
2:F0:3:GLU:OE1	2:F0:62:ARG:NH1	2.42	0.53
1:G0:364:PRO:CA	5:4I:197:TYR:CE2	2.91	0.53
2:G3:262:ARG:NH1	2:G3:417:ASP:OD2	2.42	0.53
2:G3:289:LEU:HD11	2:G3:363:MET:HG2	1.91	0.53
2:G3:289:LEU:HD13	2:G3:365:ALA:HB2	1.90	0.53
1:H2:89:PRO:CG	1:I2:280:LYS:HG2	2.39	0.53
2:J4:27:GLU:OE1	2:J4:241:ARG:NH2	2.42	0.53
2:J4:61:PRO:HD3	2:J4:84:ILE:HG22	1.91	0.53
2:J4:181:GLU:HG3	2:J4:182:PRO:HD3	1.90	0.53
2:J4:406:MET:HB2	2:N3:304:ASP:OD2	2.09	0.53
1:L2:62:VAL:HG21	1:M2:283:HIS:O	2.08	0.53
2:M3:48:ASN:O	2:M3:62:ARG:NH2	2.42	0.53
2:P3:386:THR:HG21	6:9B:572:LYS:CE	2.38	0.53
1:R1:62:VAL:HG12	1:S1:283:HIS:CD2	2.44	0.53
1:R5:51:THR:HG21	1:R5:243:ARG:HG2	1.90	0.53
2:R6:260:PHE:HB2	2:R6:263:LEU:HD12	1.91	0.53
2:S4:245:GLN:OE1	1:S5:223:THR:OG1	2.25	0.53
1:S5:140:SER:OG	8:S5:501:GTP:H4'	2.09	0.53
1:T1:326:LYS:HB2	2:T2:208:TYR:CE1	2.44	0.53
1:T3:260:VAL:HG11	1:T3:266:HIS:HA	1.90	0.53
1:T5:123:ARG:NH2	1:U5:293:ASN:HD22	2.07	0.53
2:U0:346:PRO:HD2	1:U1:398:MET:CE	2.39	0.53
2:V1:252:LYS:HD2	1:V2:101:ASN:OD1	2.09	0.53

Continued on next page...

Continued from previous page...

Atom-1	Atom-2	Interatomic distance (Å)	Clash overlap (Å)
1:V2:128:GLN:HB2	1:W2:290:GLU:OE1	2.08	0.53
2:V3:125:GLU:HB3	2:W3:291:GLN:OE1	2.08	0.53
1:W0:349:THR:HG23	2:W1:179:VAL:O	2.08	0.53
1:W4:257:THR:HA	2:W5:397:TRP:CE2	2.44	0.53
5:1C:27:GLU:OE1	5:1C:30:ARG:NH1	2.41	0.53
5:2D:46:ARG:NH2	5:2D:180:GLU:OE1	2.42	0.53
2:A5:171:PRO:HG2	2:A5:185:ALA:HB2	1.90	0.53
2:B2:65:LEU:HB3	2:B2:73:MET:HE1	1.90	0.53
2:C2:171:PRO:O	2:C2:380:ARG:NH2	2.37	0.53
1:C3:60:LYS:NZ	1:C3:85:GLN:O	2.36	0.53
1:C3:124:LYS:NZ	1:D3:284:GLU:HG3	2.23	0.53
1:D1:64:ARG:NH1	1:D1:129:CYS:SG	2.82	0.53
2:E0:139:LEU:HA	2:E0:145:SER:HB2	1.91	0.53
1:E1:56:THR:HG1	1:F1:285:GLN:HG3	1.70	0.53
1:E5:115:ILE:HD12	1:E5:152:LEU:HB3	1.90	0.53
2:E6:69:GLU:HG2	2:E6:71:GLY:H	1.73	0.53
2:G1:172:SER:HB2	2:G1:175:VAL:HG22	1.91	0.53
2:G5:334:GLN:HE21	2:G5:349:VAL:HG23	1.74	0.53
1:H0:32:PRO:HG3	5:4H:200:ILE:HD11	0.53	0.53
1:H0:362:VAL:O	5:4H:197:TYR:CE1	2.60	0.53
2:H3:282:ARG:NH2	2:H3:292:GLN:OE1	2.42	0.53
2:I1:86:ARG:NH2	1:J1:284:GLU:OE2	2.42	0.53
2:J2:178:THR:HB	2:J2:181:GLU:HB3	1.91	0.53
1:J5:420:GLU:HB3	1:N4:308:ARG:HD3	1.90	0.53
1:K0:206:ASN:OD1	8:K0:501:GTP:N2	2.42	0.53
2:K1:87:PRO:CG	2:L1:278:SER:OG	2.56	0.53
2:K5:8:GLN:NE2	2:K5:136:THR:OG1	2.42	0.53
2:K5:60:VAL:HG11	2:L5:281:TYR:N	2.08	0.53
1:M0:32:PRO:HG2	5:3D:200:ILE:CD1	2.36	0.53
1:M2:53:PHE:HB3	1:M2:61:HIS:HB3	1.89	0.53
1:N0:88:HIS:HD2	1:O0:284:GLU:CB	2.01	0.53
1:N2:86:LEU:CA	1:O2:283:HIS:HE1	2.21	0.53
1:N2:123:ARG:HH12	1:O2:297:GLU:CD	2.15	0.53
1:N4:326:LYS:CB	2:N5:220:PRO:CG	2.87	0.53
2:N5:113:VAL:HG11	2:N5:150:LEU:HD22	1.90	0.53
1:O2:437:VAL:O	2:O3:391:ARG:NH1	2.35	0.53
1:P2:195:LEU:HD11	1:P2:428:LEU:HD22	1.91	0.53
1:P4:152:LEU:HA	1:P4:155:GLU:HG2	1.91	0.53
2:Q0:256:ASN:O	1:Q1:181:VAL:HG11	2.08	0.53
1:Q3:329:ASN:CG	2:Q4:175:VAL:HG13	2.33	0.53
2:Q4:249:ASP:OD2	1:Q5:98:ASP:OD1	2.27	0.53

Continued on next page...

Continued from previous page...

Atom-1	Atom-2	Interatomic distance (Å)	Clash overlap (Å)
2:R4:85:PHE:O	2:S4:281:TYR:CZ	2.62	0.53
1:S1:248:LEU:HD11	9:S2:501:GDP:C5'	2.39	0.53
2:S2:257:MET:SD	2:S2:312:THR:OG1	2.64	0.53
1:S3:88:HIS:CE1	1:T3:280:LYS:C	2.87	0.53
1:S3:132:LEU:O	1:S3:164:LYS:NZ	2.41	0.53
2:T0:350:LYS:HA	1:T1:179:THR:O	2.09	0.53
1:T1:29:GLY:C	5:7A:196:VAL:HG23	2.32	0.53
1:T1:88:HIS:CD2	1:U1:280:LYS:CE	2.92	0.53
2:T6:159:TYR:HB3	2:T6:162:ARG:HG3	1.91	0.53
2:U2:27:GLU:OE1	2:U2:241:ARG:NH2	2.42	0.53
1:U5:175:PRO:O	1:U5:394:LYS:NZ	2.41	0.53
1:V2:439:SER:HB2	2:V3:390:ARG:HH22	1.74	0.53
1:V4:12:ALA:CB	8:V4:501:GTP:O2A	2.44	0.53
1:V4:56:THR:HG22	1:W4:285:GLN:CA	2.39	0.53
2:V5:144:GLY:H	9:V5:501:GDP:PB	2.31	0.53
5:1B:27:GLU:OE1	5:1B:30:ARG:NH1	2.41	0.53
5:2C:46:ARG:NH2	5:2C:180:GLU:OE1	2.42	0.53
5:2D:120:PHE:CE2	5:2D:131:ILE:HD12	2.44	0.53
5:6B:46:ARG:NH2	5:6B:180:GLU:OE1	2.42	0.53
2:A3:58:LYS:HE3	2:B2:280:GLN:HB3	0.80	0.53
2:A5:55:THR:CB	2:B4:282:ARG:O	2.56	0.53
2:A5:271:ALA:HB3	2:A5:365:ALA:HB3	1.91	0.53
1:A6:290:GLU:CG	1:M6:128:GLN:NE2	2.72	0.53
1:C1:261:PRO:HG2	1:C1:313:MET:HE2	1.91	0.53
2:C2:271:ALA:HB2	2:C2:293:MET:HG2	1.91	0.53
1:D3:8:HIS:ND1	1:D3:13:GLY:O	2.36	0.53
1:D5:289:ALA:O	1:D5:293:ASN:ND2	2.40	0.53
2:D6:271:ALA:H	2:D6:293:MET:HE1	1.74	0.53
2:E4:156:ARG:NH2	2:E4:160:PRO:O	2.41	0.53
1:F3:55:GLU:OE2	1:F3:61:HIS:NE2	2.42	0.53
2:F6:257:MET:HE2	2:F6:368:ILE:HG22	1.91	0.53
1:G0:316:CYS:HB3	1:G0:378:LEU:HB2	1.89	0.53
1:G0:363:VAL:N	5:4I:197:TYR:HE1	2.07	0.53
2:H1:113:VAL:HG11	2:H1:150:LEU:HD22	1.91	0.53
2:I3:85:PHE:O	1:J3:283:HIS:NE2	2.41	0.53
2:I3:86:ARG:HB3	1:J3:283:HIS:HB3	1.92	0.53
2:I5:52:ASN:CB	1:J5:285:GLN:NE2	2.70	0.53
1:J5:311:LYS:NZ	1:J5:436:GLY:O	2.42	0.53
2:K1:117:LEU:HD21	2:K1:154:LYS:HB3	1.90	0.53
2:M1:10:GLY:O	2:M1:14:ASN:ND2	2.42	0.53
2:M3:52:ASN:OD1	2:M3:62:ARG:NH1	2.42	0.53

Continued on next page...

Continued from previous page...

Atom-1	Atom-2	Interatomic distance (Å)	Clash overlap (Å)
1:N0:90:GLU:N	1:O0:280:LYS:HD3	2.14	0.53
1:N2:151:SER:HA	1:N2:193:THR:HG21	1.90	0.53
1:O2:352:LYS:HD2	2:O3:177:ASP:O	2.09	0.53
1:O2:357:TYR:HD2	4:Y1:202:ARG:NH1	2.07	0.53
2:O5:129:CYS:HB3	1:O6:96:LYS:HD2	1.90	0.53
2:O5:261:PRO:HG3	1:O6:406:HIS:ND1	2.23	0.53
2:P5:282:ARG:NH2	2:P5:292:GLN:OE1	2.42	0.53
2:P5:346:PRO:HG3	1:P6:394:LYS:CB	2.39	0.53
2:Q4:138:SER:OG	9:Q4:501:GDP:PA	2.67	0.53
1:Q5:12:ALA:HB1	8:Q5:501:GTP:N9	2.23	0.53
1:R1:179:THR:CG2	8:R1:501:GTP:O3'	2.57	0.53
1:R1:245:ASP:OD2	2:R2:75:SER:HB2	2.08	0.53
1:R3:261:PRO:O	2:R4:394:PHE:CA	2.58	0.53
1:R3:346:TRP:HB3	2:R4:387:ALA:O	2.09	0.53
2:R4:392:LYS:CE	6:9A:473:PHE:CD1	2.80	0.53
2:R6:85:PHE:C	2:S6:281:TYR:CE1	2.87	0.53
2:S0:86:ARG:CB	2:T0:281:TYR:CD1	2.91	0.53
1:S1:329:ASN:HB3	2:S2:175:VAL:CG1	2.39	0.53
2:S2:52:ASN:OD1	2:S2:62:ARG:NH2	2.42	0.53
1:S3:435:VAL:C	2:S4:391:ARG:HH22	2.12	0.53
1:U3:54:SER:HB3	1:U3:64:ARG:HH21	1.74	0.53
1:U5:56:THR:HG23	1:V4:285:GLN:C	2.30	0.53
1:V2:329:ASN:ND2	2:V3:175:VAL:CA	2.69	0.53
1:W2:172:TYR:HB2	1:W2:203:MET:HB3	1.91	0.53
1:W2:329:ASN:CG	2:W3:175:VAL:HG13	2.33	0.53
1:W6:207:GLU:OE1	1:W6:304:LYS:NZ	2.40	0.53
1:W6:313:MET:HB3	1:W6:380:ASN:HB3	1.91	0.53
5:1A:46:ARG:HD2	5:1A:166:PHE:CD2	2.44	0.53
5:4H:116:ILE:HD11	5:4H:198:PHE:HZ	1.74	0.53
5:2J:116:ILE:HD11	5:2J:198:PHE:HZ	1.73	0.53
5:7C:46:ARG:HD2	5:7C:166:PHE:CD2	2.44	0.53
5:6A:46:ARG:NH2	5:6A:180:GLU:OE1	2.42	0.53
5:6B:36:ARG:HH21	5:6C:121:ARG:HH11	1.36	0.53
5:5C:46:ARG:HD2	5:5C:166:PHE:CD2	2.44	0.53
1:A6:283:HIS:O	1:M6:62:VAL:CG2	2.57	0.52
2:B0:271:ALA:HB3	2:B0:365:ALA:HB3	1.91	0.52
1:B1:223:THR:HG23	1:B1:225:THR:H	1.74	0.52
1:B3:128:GLN:HE22	1:C3:285:GLN:N	2.07	0.52
1:B3:406:HIS:HA	1:B3:409:VAL:HG22	1.92	0.52
2:B4:84:ILE:CA	2:C4:281:TYR:HE1	2.19	0.52
1:B5:88:HIS:CE1	1:C5:280:LYS:CG	2.91	0.52

Continued on next page...

Continued from previous page...

Atom-1	Atom-2	Interatomic distance (Å)	Clash overlap (Å)
2:C2:234:SER:O	2:C2:241:ARG:NH2	2.41	0.52
1:C5:133:GLN:HB3	1:C5:252:LEU:HD12	1.91	0.52
1:D3:265:ILE:HG22	1:D3:380:ASN:HD21	1.74	0.52
1:F1:3:GLU:HA	1:F1:51:THR:HA	1.91	0.52
1:G2:4:CYS:HB2	1:G2:52:PHE:HE1	1.73	0.52
2:G3:318:ARG:HB2	2:G3:364:SER:HB3	1.91	0.52
1:H0:364:PRO:CB	5:4H:7:HIS:HE2	2.22	0.52
1:H2:172:TYR:N	1:H2:204:VAL:O	2.37	0.52
1:J1:396:ASP:OD2	1:J1:422:ARG:NH2	2.42	0.52
1:J5:26:LEU:HD13	1:J5:363:VAL:HG12	1.91	0.52
1:J5:406:HIS:HA	1:J5:409:VAL:HG12	1.90	0.52
1:K2:62:VAL:HG21	1:L2:283:HIS:O	2.07	0.52
2:K5:86:ARG:N	2:L5:281:TYR:CD1	2.73	0.52
2:L5:323:MET:N	1:L6:221:ARG:CA	2.72	0.52
2:M5:272:PRO:HG3	2:M5:364:SER:HA	1.90	0.52
1:O2:123:ARG:NH1	1:P2:297:GLU:HG3	2.24	0.52
2:O5:54:ALA:CA	2:P5:283:ALA:HB2	2.39	0.52
2:O5:226:ASN:ND2	9:O5:501:GDP:O6	2.42	0.52
1:P0:154:MET:HE1	1:P0:168:GLU:HG2	1.90	0.52
2:P3:386:THR:HG21	6:9B:572:LYS:NZ	2.17	0.52
1:P4:89:PRO:HG3	1:Q3:279:GLU:HG2	1.91	0.52
1:P4:194:THR:O	1:P4:198:SER:HB3	2.10	0.52
1:P6:12:ALA:HA	8:P6:501:GTP:N7	2.24	0.52
2:Q2:405:GLU:HB2	6:9B:515:ALA:HB3	1.88	0.52
2:Q4:390:ARG:HH22	6:9A:523:LYS:N	2.07	0.52
1:Q5:12:ALA:HB3	8:Q5:501:GTP:O2A	2.05	0.52
2:R2:85:PHE:C	2:S2:281:TYR:CZ	2.86	0.52
2:R2:320:ARG:HE	5:6C:149:GLN:CG	2.22	0.52
2:R2:320:ARG:NE	5:6C:149:GLN:CD	2.63	0.52
1:R3:2:ARG:HH12	2:R4:71:GLY:HA3	1.74	0.52
2:R6:54:ALA:HA	2:S6:283:ALA:HB2	0.66	0.52
2:R6:87:PRO:HG3	2:S6:277:GLY:O	2.09	0.52
2:S4:322:SER:HB3	1:S5:221:ARG:HB3	1.90	0.52
2:T2:210:ILE:O	2:T2:214:THR:OG1	2.26	0.52
2:U2:135:LEU:HB3	2:U2:166:THR:HG22	1.91	0.52
1:V2:143:GLY:HA3	8:V2:501:GTP:O3B	2.09	0.52
2:W1:122:LYS:HA	3:X1:45:LEU:HG	1.90	0.52
1:W2:325:PRO:HA	1:W2:328:VAL:HB	1.91	0.52
2:W5:39:ASP:OD1	2:W5:39:ASP:N	2.42	0.52
2:W5:125:GLU:HB2	3:X3:45:LEU:HD13	1.91	0.52
3:X2:30:ARG:HB3	3:X2:56:THR:HB	1.91	0.52

Continued on next page...

Continued from previous page...

Atom-1	Atom-2	Interatomic distance (Å)	Clash overlap (Å)
5:1E:46:ARG:NH2	5:1E:180:GLU:OE1	2.42	0.52
5:2A:46:ARG:HD2	5:2A:166:PHE:CD2	2.45	0.52
5:4J:46:ARG:HD2	5:4J:166:PHE:CD2	2.44	0.52
5:6C:27:GLU:OE1	5:6C:30:ARG:NH1	2.41	0.52
5:5B:46:ARG:HD2	5:5B:166:PHE:CD2	2.44	0.52
5:2G:46:ARG:HD2	5:2G:166:PHE:CD2	2.44	0.52
2:B0:236:VAL:HG22	2:B0:368:ILE:HD11	1.91	0.52
1:D5:339:ARG:O	1:D5:342:GLN:NE2	2.42	0.52
1:E3:41:THR:HG23	5:3J:20:THR:CB	2.39	0.52
2:F2:164:MET:HE3	2:F2:196:THR:HA	1.92	0.52
1:F5:82:THR:HG21	5:2J:196:VAL:HG13	1.90	0.52
1:F5:414:GLU:HG2	1:F5:417:GLU:HG3	1.91	0.52
1:G2:170:SER:OG	1:G2:202:PHE:O	2.27	0.52
1:G4:3:GLU:HA	1:G4:51:THR:HA	1.90	0.52
2:H1:318:ARG:HB3	2:H1:357:PRO:HA	1.90	0.52
1:H4:60:LYS:HD3	1:I4:282:TYR:O	2.09	0.52
1:H4:265:ILE:HG12	1:H4:432:TYR:HE1	1.75	0.52
2:H5:68:LEU:HD13	2:H5:143:THR:HG23	1.90	0.52
2:H5:214:THR:OG1	2:H5:297:LYS:NZ	2.31	0.52
2:I1:86:ARG:CZ	1:J1:284:GLU:CD	2.82	0.52
1:I4:85:GLN:O	2:J4:281:TYR:OH	2.24	0.52
1:I4:180:ALA:HB3	1:I4:183:GLU:HG2	1.91	0.52
2:J2:319:GLY:HA2	2:J2:357:PRO:HD3	1.90	0.52
2:K5:86:ARG:HA	2:L5:281:TYR:CG	2.44	0.52
1:L2:26:LEU:HD21	5:2E:197:TYR:CE1	2.41	0.52
2:M3:289:LEU:HD11	2:M3:363:MET:HB3	1.90	0.52
1:N0:60:LYS:CE	1:O0:282:TYR:CD1	2.88	0.52
1:O2:27:GLU:OE1	1:O2:243:ARG:NH1	2.39	0.52
2:O5:48:ASN:O	2:O5:62:ARG:NH2	2.42	0.52
2:P3:54:ALA:HA	2:Q2:283:ALA:HB2	1.90	0.52
2:Q4:84:ILE:CG1	2:R4:281:TYR:CE1	2.87	0.52
2:Q4:256:ASN:ND2	1:Q5:182:VAL:HG22	2.24	0.52
1:R3:53:PHE:HB3	1:R3:61:HIS:HB3	1.89	0.52
2:R4:318:ARG:HD3	2:R4:358:PRO:HD3	1.90	0.52
1:R5:64:ARG:NH1	1:R5:129:CYS:SG	2.83	0.52
2:R6:330:MET:HE1	2:R6:351:THR:HB	1.91	0.52
1:T1:56:THR:CB	1:U1:285:GLN:CB	2.87	0.52
2:W5:311:LEU:O	2:W5:348:ASN:ND2	2.42	0.52
5:1B:46:ARG:HD2	5:1B:166:PHE:CD2	2.44	0.52
6:9B:442:GLU:HA	6:9B:445:ARG:HD2	1.90	0.52
5:6B:27:GLU:OE1	5:6B:30:ARG:NH1	2.41	0.52

Continued on next page...

Continued from previous page...

Atom-1	Atom-2	Interatomic distance (Å)	Clash overlap (Å)
1:A2:55:GLU:C	1:B1:285:GLN:HG3	2.33	0.52
2:A3:156:ARG:NH1	2:A3:197:ASP:OD2	2.42	0.52
1:A4:434:GLU:OE2	3:X2:100:ARG:CD	2.57	0.52
1:B5:128:GLN:OE1	1:C5:285:GLN:NE2	2.42	0.52
2:C0:322:SER:HA	1:C1:223:THR:HG22	1.92	0.52
2:D0:55:THR:H	2:E0:283:ALA:HA	1.73	0.52
1:F1:85:GLN:HE21	1:G0:282:TYR:HD2	1.55	0.52
1:F3:5:ILE:HD12	1:F3:125:LEU:HB3	1.91	0.52
2:F6:207:LEU:HD23	2:F6:225:LEU:HB3	1.90	0.52
2:G5:167:PHE:HE2	2:G5:233:MET:HG3	1.74	0.52
2:H3:86:ARG:HA	2:I3:281:TYR:HD2	1.74	0.52
1:H4:26:LEU:HA	5:2H:196:VAL:HG21	1.90	0.52
1:I0:89:PRO:HD3	2:J0:281:TYR:CD2	2.44	0.52
2:I1:85:PHE:O	1:J1:283:HIS:CB	2.57	0.52
2:I1:222:TYR:O	2:I1:226:ASN:ND2	2.42	0.52
2:I3:86:ARG:HA	1:J3:283:HIS:CB	2.39	0.52
2:J0:48:ASN:O	2:J0:62:ARG:NH2	2.42	0.52
2:K1:73:MET:HE3	2:K1:92:PHE:HB3	1.92	0.52
1:K2:88:HIS:CE1	1:L2:280:LYS:HG2	2.45	0.52
1:L0:88:HIS:CD2	1:M0:284:GLU:HB2	2.39	0.52
1:M6:280:LYS:O	1:M6:284:GLU:HB2	2.09	0.52
1:N2:98:ASP:O	1:N2:105:ARG:NH1	2.42	0.52
2:O3:80:PRO:HD3	4:Y1:205:ASN:CA	2.39	0.52
1:O4:439:SER:OG	2:O5:390:ARG:NH2	2.42	0.52
2:O5:221:THR:OG1	4:Y2:242:ARG:NH2	2.42	0.52
1:O6:216:ASN:O	1:O6:280:LYS:NZ	2.40	0.52
2:Q2:259:PRO:N	1:Q3:404:PHE:CE1	2.77	0.52
2:Q2:282:ARG:NH1	2:Q2:292:GLN:OE1	2.42	0.52
1:R1:258:ASN:ND2	2:R2:178:THR:CG2	2.73	0.52
2:R2:344:TRP:O	1:R3:398:MET:HA	2.09	0.52
2:R4:351:THR:CG2	1:R5:179:THR:HG22	2.38	0.52
2:S0:73:MET:HA	2:S0:76:VAL:HG12	1.91	0.52
1:S5:53:PHE:HB3	1:S5:61:HIS:HB3	1.91	0.52
2:S6:86:ARG:NE	2:T6:281:TYR:CB	2.73	0.52
2:U2:126:SER:CA	2:V1:291:GLN:HE22	2.18	0.52
1:U3:75:ILE:HG22	1:U3:79:ARG:HD2	1.91	0.52
2:U6:141:GLY:HA3	9:U6:501:GDP:O2A	2.08	0.52
1:V2:143:GLY:HA3	8:V2:501:GTP:PB	2.49	0.52
1:W4:261:PRO:O	2:W5:396:HIS:CE1	2.62	0.52
2:W5:276:ARG:NH1	7:8C:302:LEU:CD2	2.72	0.52
5:1C:46:ARG:HD2	5:1C:166:PHE:CD2	2.44	0.52

Continued on next page...

Continued from previous page...

Atom-1	Atom-2	Interatomic distance (Å)	Clash overlap (Å)
5:7B:46:ARG:HD2	5:7B:166:PHE:CD2	2.44	0.52
5:7B:46:ARG:NH2	5:7B:180:GLU:OE1	2.42	0.52
5:6A:156:GLU:CD	5:6A:156:GLU:H	2.18	0.52
2:A1:91:VAL:HG21	2:A1:116:VAL:HG22	1.91	0.52
2:A1:156:ARG:NH1	2:A1:197:ASP:OD2	2.43	0.52
2:B2:60:VAL:CG1	2:C2:281:TYR:CD1	2.91	0.52
1:D1:259:LEU:HD21	1:D1:316:CYS:HB2	1.92	0.52
2:E2:19:LYS:NZ	2:E2:223:GLY:O	2.42	0.52
1:G0:97:GLU:OE1	1:G0:105:ARG:NH2	2.42	0.52
1:G0:229:ARG:HD3	1:G0:363:VAL:HG21	1.91	0.52
1:G0:278:ALA:HB2	5:4I:6:ARG:HD3	1.89	0.52
1:G4:56:THR:HG23	1:H4:284:GLU:O	2.04	0.52
1:J5:292:THR:HG21	1:J5:331:ALA:HB1	1.91	0.52
2:K1:83:GLN:O	2:L1:281:TYR:OH	2.24	0.52
1:K4:88:HIS:CE1	1:L4:280:LYS:HG2	2.44	0.52
2:L3:58:LYS:HE2	2:M3:280:GLN:HB2	1.89	0.52
2:N1:318:ARG:HB3	2:N1:357:PRO:HA	1.91	0.52
2:N5:396:HIS:HA	2:N5:399:THR:HG22	1.90	0.52
1:P0:6:SER:O	1:P0:65:ALA:HA	2.09	0.52
1:P0:325:PRO:CG	2:P1:222:TYR:CE2	2.92	0.52
1:P2:261:PRO:HA	2:P3:394:PHE:CD1	2.45	0.52
2:P3:226:ASN:OD1	9:P3:501:GDP:N1	2.36	0.52
2:P5:60:VAL:HG22	2:Q4:281:TYR:HA	1.89	0.52
2:P5:324:LYS:NZ	1:P6:214:ARG:HB2	2.24	0.52
2:P5:390:ARG:CA	6:9A:565:GLU:OE2	2.57	0.52
2:Q2:255:VAL:CB	1:Q3:100:ALA:O	2.57	0.52
2:Q2:350:LYS:HG3	1:Q3:179:THR:O	2.09	0.52
2:Q2:405:GLU:HB2	6:9B:515:ALA:CB	2.31	0.52
2:R0:256:ASN:HD21	1:R1:101:ASN:HD22	1.56	0.52
1:R5:145:THR:HB	8:R5:501:GTP:PG	2.49	0.52
1:S1:27:GLU:HA	1:S1:361:THR:HG21	1.92	0.52
2:S2:190:HIS:ND1	2:S2:414:ASN:OD1	2.42	0.52
1:S3:188:ILE:HG23	1:S3:189:LEU:HD12	1.91	0.52
1:T1:32:PRO:HG2	5:7A:199:ILE:HG22	1.91	0.52
2:T2:346:PRO:HD3	1:T3:397:LEU:HD22	1.91	0.52
1:T3:56:THR:N	1:U3:285:GLN:CB	2.63	0.52
1:T3:127:ASP:CG	1:U3:293:ASN:HD21	2.04	0.52
1:T5:37:PRO:HG2	5:5A:195:ASP:CB	2.39	0.52
2:U2:256:ASN:O	1:U3:404:PHE:CE2	2.63	0.52
1:U3:260:VAL:CG1	2:U4:397:TRP:NE1	2.66	0.52
1:U3:326:LYS:HB3	2:U4:220:PRO:HG2	1.89	0.52

Continued on next page...

Continued from previous page...

Atom-1	Atom-2	Interatomic distance (Å)	Clash overlap (Å)
2:U4:144:GLY:H	9:U4:501:GDP:PB	2.32	0.52
1:V0:258:ASN:C	2:V1:394:PHE:HE1	2.17	0.52
2:V1:125:GLU:HB3	2:W1:291:GLN:OE1	2.09	0.52
1:V4:151:SER:HA	1:V4:193:THR:HG21	1.91	0.52
2:V5:86:ARG:HH12	2:W5:282:ARG:HG3	1.63	0.52
1:W2:286:LEU:O	1:W2:373:ARG:NH1	2.42	0.52
1:W4:121:ARG:HH22	3:X2:5:THR:HA	1.72	0.52
2:W5:121:ARG:NE	3:X3:43:GLN:HB3	2.24	0.52
1:W6:145:THR:H	8:W6:501:GTP:PG	2.32	0.52
6:9B:483:GLU:HA	6:9B:486:LYS:HD2	1.92	0.52
5:6A:46:ARG:HD2	5:6A:166:PHE:CD2	2.44	0.52
5:1G:46:ARG:HD2	5:1G:166:PHE:CD2	2.44	0.52
1:A0:422:ARG:NE	3:X0:55:SER:HB3	2.23	0.52
1:A4:26:LEU:HD13	5:1C:196:VAL:HB	1.91	0.52
1:B5:89:PRO:HB2	1:C5:280:LYS:CG	2.39	0.52
2:C4:86:ARG:HH21	2:D4:282:ARG:C	2.14	0.52
2:D2:143:THR:N	9:D2:501:GDP:O2B	2.41	0.52
2:D4:247:ASN:O	2:D4:252:LYS:NZ	2.43	0.52
1:F5:217:LEU:HD21	1:F5:275:VAL:HG22	1.91	0.52
1:I2:140:SER:OG	8:I2:501:GTP:O2A	2.27	0.52
1:I2:180:ALA:HB3	1:I2:183:GLU:HG3	1.89	0.52
1:I2:257:THR:HG22	2:I3:180:VAL:HG21	1.92	0.52
2:I3:85:PHE:C	1:J3:283:HIS:CD2	2.86	0.52
1:I6:103:TYR:HB3	1:I6:408:TYR:HE2	1.75	0.52
1:J3:365:GLY:O	5:2G:146:PRO:CD	2.57	0.52
2:J6:20:PHE:HA	2:J6:230:SER:HB2	1.92	0.52
2:K3:83:GLN:CA	2:L3:281:TYR:HH	2.21	0.52
1:K4:1:MET:SD	1:K4:1:MET:N	2.77	0.52
2:K5:55:THR:CB	2:L5:284:LEU:HG	2.40	0.52
2:L5:10:GLY:O	2:L5:14:ASN:ND2	2.43	0.52
1:M0:195:LEU:HD11	1:M0:428:LEU:HD22	1.92	0.52
1:N2:27:GLU:OE1	1:N2:243:ARG:NH1	2.37	0.52
1:O0:22:GLU:OE1	1:O0:229:ARG:NH1	2.42	0.52
2:O5:404:ASP:CG	6:9A:593:LYS:CB	2.75	0.52
2:P1:323:MET:HE2	1:P2:224:TYR:CE2	2.45	0.52
2:P3:290:THR:HG21	2:P3:329:GLN:HB3	1.90	0.52
1:P4:109:THR:HG23	1:P4:110:ILE:HG12	1.92	0.52
2:P5:331:LEU:HD13	1:P6:176:GLN:HB3	1.90	0.52
1:Q1:352:LYS:HA	2:Q2:177:ASP:O	2.09	0.52
1:Q3:3:GLU:HA	1:Q3:51:THR:HG23	1.91	0.52
1:Q3:157:LEU:HD23	1:Q3:166:LYS:HD3	1.92	0.52

Continued on next page...

Continued from previous page...

Atom-1	Atom-2	Interatomic distance (Å)	Clash overlap (Å)
2:R2:87:PRO:CD	2:S2:278:SER:HA	2.40	0.52
2:R2:213:ARG:HH21	2:R2:297:LYS:HD3	1.73	0.52
2:R4:10:GLY:HA3	9:R4:501:GDP:PB	2.50	0.52
2:R4:390:ARG:HG2	6:9A:480:LYS:CG	2.38	0.52
2:R6:122:LYS:HA	2:S6:291:GLN:HE21	1.74	0.52
1:S1:176:GLN:NE2	1:S1:207:GLU:OE2	2.29	0.52
1:T1:123:ARG:HH11	1:U1:297:GLU:HG3	1.51	0.52
2:T2:312:THR:CG2	1:T3:181:VAL:HG21	2.40	0.52
2:T4:74:ASP:OD1	2:T4:77:ARG:NH1	2.42	0.52
2:U2:331:LEU:HD13	1:U3:176:GLN:HB3	1.92	0.52
1:U3:54:SER:HB2	1:V2:285:GLN:OE1	2.08	0.52
1:V0:224:TYR:CE1	8:V0:501:GTP:C5	2.98	0.52
2:V1:60:VAL:HG12	2:W1:281:TYR:HA	1.84	0.52
2:V1:252:LYS:CA	1:V2:100:ALA:HB1	2.39	0.52
2:V5:125:GLU:OE2	2:W5:291:GLN:HG3	2.09	0.52
1:W0:326:LYS:HD3	2:W1:220:PRO:CG	2.39	0.52
2:W5:122:LYS:CE	3:X3:38:THR:CB	2.60	0.52
3:X2:172:TYR:HB3	3:X2:176:GLU:HB2	1.91	0.52
5:2C:108:MET:HE2	5:2C:186:ALA:HB2	1.92	0.52
5:3F:156:GLU:CD	5:3F:156:GLU:H	2.18	0.52
5:7A:46:ARG:NH2	5:7A:180:GLU:OE1	2.42	0.52
5:7A:156:GLU:CD	5:7A:156:GLU:H	2.18	0.52
5:6C:46:ARG:HD2	5:6C:166:PHE:CD2	2.44	0.52
2:A1:53:GLU:O	2:B0:283:ALA:CB	2.58	0.52
1:A2:27:GLU:OE1	1:A2:243:ARG:NH1	2.42	0.52
1:A4:89:PRO:CB	1:B3:280:LYS:HE3	2.38	0.52
2:A5:385:PHE:HZ	2:A5:408:PHE:HB3	1.75	0.52
1:B5:141:PHE:HB2	1:B5:173:PRO:HD3	1.92	0.52
1:B5:319:TYR:HB3	1:B5:323:VAL:HG21	1.92	0.52
1:B5:402:ARG:NH1	1:B5:415:GLU:OE2	2.42	0.52
2:C2:56:GLY:H	2:D2:362:LYS:CE	2.22	0.52
1:C3:88:HIS:CG	1:D3:280:LYS:O	2.62	0.52
1:F1:85:GLN:NE2	1:G0:282:TYR:CD2	2.75	0.52
1:G0:311:LYS:H	1:G0:382:THR:HG1	1.56	0.52
2:G5:253:LEU:HD13	2:G5:350:LYS:HD3	1.91	0.52
2:H5:122:LYS:HZ2	2:I5:291:GLN:C	2.18	0.52
1:I0:122:ILE:HG21	1:I0:157:LEU:HD11	1.91	0.52
2:I3:86:ARG:HA	1:J3:283:HIS:HB2	1.91	0.52
1:I4:60:LYS:HZ2	2:J4:280:GLN:HG3	1.74	0.52
2:I5:113:VAL:HG11	2:I5:150:LEU:HD22	1.92	0.52
2:J0:39:ASP:OD1	2:J0:39:ASP:N	2.42	0.52

Continued on next page...

Continued from previous page...

Atom-1	Atom-2	Interatomic distance (Å)	Clash overlap (Å)
1:J5:258:ASN:HD21	2:J6:178:THR:HG23	1.74	0.52
2:J6:178:THR:HG22	2:J6:180:VAL:H	1.74	0.52
2:J6:259:PRO:HG2	2:J6:263:LEU:HD12	1.91	0.52
1:K4:89:PRO:CG	1:L4:280:LYS:N	2.71	0.52
1:K4:93:ILE:HD11	1:K4:121:ARG:HG3	1.91	0.52
1:L4:172:TYR:N	1:L4:204:VAL:O	2.41	0.52
1:L6:89:PRO:HD3	1:M6:283:HIS:CD2	2.44	0.52
1:N0:329:ASN:ND2	2:N1:175:VAL:HG22	2.24	0.52
2:N3:53:GLU:C	2:O3:283:ALA:HB2	2.34	0.52
2:N3:60:VAL:HG11	2:O3:281:TYR:CA	2.38	0.52
1:N4:89:PRO:HB2	1:O4:280:LYS:CE	2.38	0.52
1:O0:329:ASN:CG	2:O1:175:VAL:HG22	2.34	0.52
2:O3:255:VAL:HG21	1:O4:100:ALA:O	2.10	0.52
1:P0:224:TYR:CE2	8:P0:501:GTP:C6	2.98	0.52
2:P1:351:THR:HG22	1:P2:179:THR:CB	2.38	0.52
1:Q3:55:GLU:O	1:R3:285:GLN:CG	2.58	0.52
1:Q3:62:VAL:HG22	1:R3:283:HIS:HB3	1.92	0.52
1:Q5:87:PHE:O	1:R5:283:HIS:NE2	2.40	0.52
1:Q5:178:SER:OG	1:Q5:183:GLU:OE1	2.28	0.52
2:R0:86:ARG:HE	2:S0:281:TYR:CB	2.21	0.52
2:R2:85:PHE:C	2:S2:281:TYR:CE1	2.88	0.52
1:R3:97:GLU:OE2	1:R3:105:ARG:NH2	2.43	0.52
1:R3:406:HIS:HA	1:R3:409:VAL:HG12	1.92	0.52
2:R4:259:PRO:O	1:R5:404:PHE:N	2.37	0.52
2:R6:139:LEU:HD12	2:R6:170:VAL:HA	1.92	0.52
2:S0:331:LEU:CD2	1:S1:176:GLN:CD	2.83	0.52
1:S3:3:GLU:HA	1:S3:51:THR:HG23	1.92	0.52
2:S4:60:VAL:HB	2:T4:281:TYR:CD1	2.45	0.52
2:T0:289:LEU:HD13	2:T0:363:MET:HE2	1.90	0.52
2:U2:256:ASN:O	1:U3:404:PHE:HE2	1.93	0.52
2:U6:10:GLY:O	2:U6:14:ASN:ND2	2.30	0.52
2:V1:87:PRO:HG2	2:W1:277:GLY:C	2.34	0.52
2:V1:258:VAL:HB	1:V2:407:TRP:HE1	1.75	0.52
2:V1:311:LEU:O	2:V1:348:ASN:ND2	2.43	0.52
2:W1:347:ASN:ND2	1:W2:178:SER:HB2	2.25	0.52
1:W2:206:ASN:ND2	8:W2:501:GTP:O2'	2.43	0.52
5:1F:112:ARG:HB3	5:1F:198:PHE:CD2	2.44	0.52
5:2D:156:GLU:CD	5:2D:156:GLU:H	2.18	0.52
5:3C:112:ARG:HB3	5:3C:198:PHE:CE2	2.45	0.52
5:3D:156:GLU:CD	5:3D:156:GLU:H	2.18	0.52
5:2H:46:ARG:HD2	5:2H:166:PHE:CD2	2.44	0.52

Continued on next page...

Continued from previous page...

Atom-1	Atom-2	Interatomic distance (Å)	Clash overlap (Å)
5:3I:46:ARG:HD2	5:3I:166:PHE:CD2	2.44	0.52
5:5A:156:GLU:CD	5:5A:156:GLU:H	2.18	0.52
5:5B:156:GLU:CD	5:5B:156:GLU:H	2.18	0.52
2:A1:385:PHE:HZ	2:A1:408:PHE:HB3	1.74	0.52
1:A2:263:PRO:HB2	3:X1:116:PRO:HG3	1.90	0.52
1:A2:420:GLU:CD	3:X1:109:GLN:HG3	2.34	0.52
1:A4:89:PRO:HD2	1:B3:280:LYS:HD2	1.80	0.52
2:B0:39:ASP:OD1	2:B0:43:GLN:NE2	2.42	0.52
2:B4:423:GLN:NE2	2:B4:427:ASP:OD2	2.43	0.52
1:D3:286:LEU:O	1:D3:373:ARG:NH1	2.43	0.52
2:D6:83:GLN:CG	2:E6:281:TYR:OH	2.57	0.52
1:E3:54:SER:O	1:F3:285:GLN:OE1	2.27	0.52
2:F4:316:VAL:HG12	2:F4:352:ALA:HB3	1.90	0.52
1:F5:282:TYR:CE2	5:2J:13:ILE:HD13	2.44	0.52
2:F6:2:ARG:HB3	2:F6:131:GLN:HB2	1.91	0.52
2:F6:138:SER:HA	2:F6:169:VAL:HB	1.92	0.52
2:F6:271:ALA:HB2	2:F6:293:MET:HE2	1.90	0.52
1:H0:289:ALA:O	1:H0:293:ASN:ND2	2.42	0.52
2:H1:86:ARG:HA	2:I1:281:TYR:CD2	2.45	0.52
2:I1:85:PHE:O	1:J1:283:HIS:CD2	2.61	0.52
2:I3:54:ALA:HB1	1:J3:284:GLU:O	2.10	0.52
1:J1:420:GLU:CG	1:N0:308:ARG:CZ	2.88	0.52
1:J3:139:HIS:ND1	1:J3:146:GLY:O	2.42	0.52
2:J4:246:LEU:HD11	8:J5:501:GTP:H5”	1.92	0.52
2:K1:86:ARG:HA	2:L1:281:TYR:CB	2.36	0.52
2:K3:83:GLN:CA	2:L3:281:TYR:OH	2.54	0.52
2:L1:293:MET:HG2	2:L1:367:PHE:HB2	1.92	0.52
2:M1:318:ARG:HB2	2:M1:364:SER:HB3	1.90	0.52
2:N3:87:PRO:CD	2:O3:278:SER:CA	2.86	0.52
2:N5:122:LYS:HE2	2:O5:295:ASP:OD1	2.08	0.52
1:O0:357:TYR:CE2	4:Y0:202:ARG:HG2	2.45	0.52
1:P0:1:MET:HE1	2:P1:94:GLN:NE2	2.24	0.52
2:P1:324:LYS:HB3	1:P2:222:PRO:HD2	1.92	0.52
2:P1:375:GLN:HB2	2:P1:419:VAL:HG13	1.91	0.52
1:P2:71:GLU:HB3	1:P2:98:ASP:HB3	1.91	0.52
1:P2:88:HIS:CD2	1:Q1:283:HIS:HB2	2.45	0.52
1:P4:258:ASN:HD21	2:P5:178:THR:HG23	1.75	0.52
1:Q5:171:ILE:HG13	8:Q5:501:GTP:H1’	1.91	0.52
2:R0:51:TYR:HB3	2:R0:59:TYR:HB3	1.92	0.52
1:R1:64:ARG:HH12	1:R1:128:GLN:HB3	1.75	0.52
1:R1:89:PRO:HG2	1:S1:280:LYS:HA	1.92	0.52

Continued on next page...

Continued from previous page...

Atom-1	Atom-2	Interatomic distance (Å)	Clash overlap (Å)
1:S1:364:PRO:CG	5:7B:197:TYR:CD1	2.92	0.52
2:S4:261:PRO:HG3	1:S5:406:HIS:CE1	2.43	0.52
1:S5:88:HIS:CE1	1:T5:280:LYS:HB3	2.45	0.52
2:T0:256:ASN:O	1:T1:181:VAL:HG11	2.09	0.52
2:T4:245:GLN:HA	1:T5:15:GLN:NE2	2.22	0.52
1:T5:151:SER:HA	1:T5:193:THR:HG21	1.90	0.52
2:U4:272:PRO:HG3	2:U4:364:SER:HA	1.92	0.52
1:U5:172:TYR:HB3	1:U5:205:ASP:HB3	1.92	0.52
2:V1:58:LYS:HZ2	2:W1:280:GLN:CB	2.20	0.52
1:V2:325:PRO:HG2	2:V3:222:TYR:CE1	2.41	0.52
1:V4:90:GLU:HB2	1:W4:280:LYS:CE	2.37	0.52
1:V4:414:GLU:HG2	1:V4:416:GLY:H	1.74	0.52
2:V5:221:THR:HG23	2:V5:223:GLY:H	1.74	0.52
2:W5:122:LYS:HZ2	3:X3:38:THR:H	1.26	0.52
5:1D:156:GLU:CD	5:1D:156:GLU:H	2.18	0.52
5:3H:77:LYS:NZ	5:3I:89:LYS:CE	2.59	0.52
5:4I:46:ARG:HD2	5:4I:166:PHE:CD2	2.45	0.52
1:A2:56:THR:HA	1:B1:285:GLN:CB	2.40	0.52
1:A2:415:GLU:HG2	3:X1:86:TYR:CE2	2.44	0.52
1:B1:40:LYS:HZ3	5:2B:195:ASP:HB2	1.75	0.52
2:B2:100:ASN:HB3	2:B2:103:LYS:HB2	1.90	0.52
1:C3:215:ARG:NH1	1:C3:299:ALA:O	2.43	0.52
1:D1:128:GLN:CG	1:E1:290:GLU:HG2	2.40	0.52
2:E2:267:MET:HE2	2:E2:299:MET:HE3	1.90	0.52
2:F0:68:LEU:HB3	2:F0:96:GLY:HA2	1.92	0.52
2:F2:5:VAL:HA	2:F2:62:ARG:HG2	1.91	0.52
1:F3:119:LEU:HA	1:F3:122:ILE:HG22	1.91	0.52
1:G0:364:PRO:HB2	5:4I:201:MET:HB2	1.91	0.52
1:G4:56:THR:HA	1:H4:285:GLN:HA	1.89	0.52
1:H0:68:VAL:HG22	1:H0:93:ILE:HD12	1.91	0.52
2:I1:311:LEU:O	2:I1:348:ASN:ND2	2.42	0.52
1:I4:381:THR:HG22	1:I4:383:ALA:H	1.75	0.52
1:K0:242:LEU:HD11	1:K0:252:LEU:HG	1.92	0.52
2:L1:11:GLN:NE2	9:L1:501:GDP:O1A	2.37	0.52
2:M3:375:GLN:HB2	2:M3:419:VAL:HG13	1.92	0.52
2:M5:48:ASN:O	2:M5:62:ARG:NH2	2.42	0.52
1:M6:71:GLU:HB3	1:M6:98:ASP:HB3	1.91	0.52
2:N1:60:VAL:HG12	2:O1:281:TYR:HD1	1.70	0.52
2:N5:12:CYS:HB3	9:N5:501:GDP:PA	2.49	0.52
2:N5:60:VAL:HG11	2:O5:281:TYR:C	2.32	0.52
1:N6:60:LYS:HD2	1:O6:282:TYR:O	2.09	0.52

Continued on next page...

Continued from previous page...

Atom-1	Atom-2	Interatomic distance (Å)	Clash overlap (Å)
1:N6:140:SER:CA	8:N6:501:GTP:O2B	2.58	0.52
1:O6:56:THR:CG2	1:P6:284:GLU:O	2.57	0.52
2:P1:84:ILE:O	2:Q0:281:TYR:CD1	2.61	0.52
1:P4:171:ILE:HD12	8:P4:501:GTP:N2	2.24	0.52
1:Q5:171:ILE:CG2	8:Q5:501:GTP:O2'	2.57	0.52
2:R0:60:VAL:HG21	2:S0:281:TYR:O	2.10	0.52
2:R0:255:VAL:HG21	1:R1:100:ALA:O	2.10	0.52
1:R3:7:ILE:HG22	1:R3:66:VAL:HB	1.92	0.52
1:R5:88:HIS:HE1	1:S5:280:LYS:HG2	1.75	0.52
2:R6:87:PRO:HD2	2:S6:278:SER:HA	1.91	0.52
2:S6:86:ARG:HE	2:T6:281:TYR:CB	2.23	0.52
2:S6:267:MET:HE1	2:S6:305:PRO:HG3	1.92	0.52
1:T1:137:VAL:HG22	1:T1:168:GLU:HA	1.91	0.52
1:T1:346:TRP:O	2:T2:388:MET:HG2	2.10	0.52
1:T3:124:LYS:NZ	1:U3:293:ASN:HB3	2.24	0.52
2:U4:87:PRO:HG2	2:V3:278:SER:OG	2.09	0.52
1:V0:218:ASP:OD2	1:V0:280:LYS:NZ	2.43	0.52
2:V3:237:THR:HG22	2:V3:250:LEU:HD11	1.92	0.52
1:W0:326:LYS:CD	2:W1:220:PRO:HG2	2.39	0.52
3:X2:125:LEU:HG	3:X2:130:ASN:HD21	1.75	0.52
5:1B:192:ILE:HG21	5:1B:198:PHE:HB2	1.91	0.52
5:1C:72:ALA:HA	5:1D:117:MET:HE1	1.92	0.52
5:2D:46:ARG:HD2	5:2D:166:PHE:CD2	2.44	0.52
5:4I:36:ARG:HH22	5:4I:72:ALA:HB3	1.75	0.52
5:6D:156:GLU:CD	5:6D:156:GLU:H	2.18	0.52
5:5D:46:ARG:HD2	5:5D:166:PHE:CD2	2.44	0.52
1:A0:263:PRO:CG	3:X0:116:PRO:HG3	2.38	0.52
2:A1:54:ALA:CB	2:B0:282:ARG:C	2.83	0.52
1:A2:396:ASP:OD1	3:X1:53:ASN:CG	2.53	0.52
1:B3:86:LEU:O	1:C3:283:HIS:CD2	2.63	0.52
1:B5:56:THR:HG22	1:C5:285:GLN:HB3	1.91	0.52
1:C3:239:THR:OG1	1:C3:243:ARG:NH1	2.43	0.52
2:C4:375:GLN:HB2	2:C4:419:VAL:HG23	1.92	0.52
2:E4:86:ARG:NE	2:F4:282:ARG:CZ	2.73	0.52
2:E6:165:ASN:ND2	2:E6:198:GLU:OE1	2.42	0.52
1:G0:86:LEU:O	1:H0:283:HIS:HB3	2.10	0.52
1:G0:364:PRO:HA	5:4I:197:TYR:OH	2.10	0.52
2:H3:60:VAL:HG11	2:I3:281:TYR:CA	2.38	0.52
1:K4:89:PRO:CG	1:L4:280:LYS:CA	2.88	0.52
2:L1:60:VAL:HG21	2:M1:281:TYR:C	2.35	0.52
1:L4:62:VAL:HG13	1:M4:283:HIS:HD2	1.74	0.52

Continued on next page...

Continued from previous page...

Atom-1	Atom-2	Interatomic distance (Å)	Clash overlap (Å)
1:L6:172:TYR:N	1:L6:204:VAL:O	2.41	0.52
1:M0:102:ASN:HB3	1:M0:105:ARG:HB2	1.92	0.52
2:N3:257:MET:HA	2:N3:312:THR:HG21	1.92	0.52
2:N3:385:PHE:HE2	2:N3:412:GLU:HB2	1.74	0.52
1:N6:120:ASP:OD1	1:O6:297:GLU:CG	2.58	0.52
1:N6:124:LYS:NZ	1:O6:297:GLU:OE1	2.43	0.52
2:O1:344:TRP:HA	1:O2:397:LEU:HG	1.91	0.52
1:O4:260:VAL:HB	2:O5:397:TRP:HE1	1.74	0.52
1:P4:231:ILE:HD11	8:P4:501:GTP:N2	2.23	0.52
2:P5:261:PRO:HG3	1:P6:406:HIS:ND1	2.24	0.52
2:P5:390:ARG:HB3	6:9A:565:GLU:OE2	2.02	0.52
1:Q3:336:LYS:HZ1	2:Q4:174:LYS:CA	2.22	0.52
1:Q5:18:ASN:HD21	1:Q5:78:VAL:HG22	1.75	0.52
1:R1:262:TYR:CZ	2:R2:393:ALA:HA	2.45	0.52
2:R2:126:SER:HB3	2:S2:291:GLN:NE2	2.25	0.52
1:R3:261:PRO:CG	2:R4:394:PHE:CE1	2.87	0.52
2:R4:390:ARG:HE	6:9A:480:LYS:N	2.07	0.52
2:R4:405:GLU:O	6:9A:472:SER:OG	2.28	0.52
2:S2:113:VAL:HA	2:S2:116:VAL:HG12	1.92	0.52
2:S2:252:LYS:NZ	1:S3:101:ASN:OD1	2.39	0.52
2:S4:141:GLY:HA3	9:S4:501:GDP:O3B	2.09	0.52
2:S6:60:VAL:CB	2:T6:281:TYR:CD1	2.87	0.52
2:T0:16:ILE:HD11	2:T0:229:VAL:HG11	1.91	0.52
1:T5:140:SER:HB3	8:T5:501:GTP:C1'	2.35	0.52
1:T5:147:SER:HB2	1:T5:190:THR:HG21	1.90	0.52
1:T5:216:ASN:O	1:T5:280:LYS:NZ	2.37	0.52
1:T5:399:TYR:HB3	1:T5:422:ARG:HH22	1.74	0.52
2:U2:347:ASN:HD22	1:U3:394:LYS:NZ	2.07	0.52
2:U4:345:ILE:HG12	1:U5:398:MET:SD	2.50	0.52
1:V0:256:GLN:CG	2:V1:397:TRP:HH2	2.22	0.52
2:V1:77:ARG:HH21	7:8A:307:ALA:HB2	1.40	0.52
2:V3:347:ASN:ND2	1:V4:178:SER:HG	2.03	0.52
2:V5:58:LYS:NZ	2:W5:280:GLN:HB3	2.22	0.52
1:W0:223:THR:HG22	1:W0:225:THR:H	1.74	0.52
1:W0:349:THR:HG21	2:W1:182:PRO:HD3	1.92	0.52
1:W2:292:THR:HG21	1:W2:331:ALA:HB1	1.92	0.52
5:1C:156:GLU:CD	5:1C:156:GLU:H	2.18	0.52
5:3G:46:ARG:HD2	5:3G:166:PHE:CD2	2.44	0.52
5:3G:156:GLU:CD	5:3G:156:GLU:H	2.18	0.52
5:3H:77:LYS:NZ	5:3I:89:LYS:HD3	2.24	0.52
5:3J:156:GLU:CD	5:3J:156:GLU:H	2.18	0.52

Continued on next page...

Continued from previous page...

Atom-1	Atom-2	Interatomic distance (Å)	Clash overlap (Å)
5:2I:156:GLU:CD	5:2I:156:GLU:H	2.18	0.52
5:4I:89:LYS:CE	5:4H:77:LYS:NZ	2.59	0.52
5:4I:89:LYS:HD3	5:4H:77:LYS:NZ	2.24	0.52
5:4H:46:ARG:HD2	5:4H:166:PHE:CD2	2.44	0.52
5:2J:46:ARG:HD2	5:2J:166:PHE:CD2	2.45	0.52
5:2J:156:GLU:CD	5:2J:156:GLU:H	2.18	0.52
5:6C:156:GLU:CD	5:6C:156:GLU:H	2.18	0.52
5:1G:156:GLU:CD	5:1G:156:GLU:H	2.18	0.52
1:A6:115:ILE:HD11	1:A6:156:ARG:HG3	1.92	0.52
1:A6:423:GLU:CA	3:X3:104:ARG:CZ	2.87	0.52
2:C2:345:ILE:HA	1:C3:398:MET:HE1	1.91	0.52
2:C4:319:GLY:HA2	2:C4:357:PRO:HG3	1.92	0.52
1:D1:88:HIS:HE2	1:E1:284:GLU:HB2	1.74	0.52
1:D3:262:TYR:HB2	1:D3:265:ILE:HG12	1.91	0.52
1:D5:62:VAL:CG2	1:E5:283:HIS:C	2.78	0.52
2:E4:32:PRO:HA	2:E4:84:ILE:HD11	1.91	0.52
2:E4:57:GLY:N	5:2J:157:GLN:HE22	2.07	0.52
2:F0:214:THR:O	2:F0:275:SER:OG	2.28	0.52
2:F6:58:LYS:HD2	2:G5:280:GLN:O	2.10	0.52
1:G4:62:VAL:CG2	1:H4:284:GLU:HA	2.21	0.52
2:I3:325:GLU:OE1	1:I4:221:ARG:NH1	2.39	0.52
1:I4:347:CYS:HA	2:I5:388:MET:HE1	1.91	0.52
1:J1:5:ILE:HD13	1:J1:64:ARG:HB3	1.92	0.52
1:K2:286:LEU:O	1:K2:373:ARG:NH1	2.42	0.52
2:N1:54:ALA:HB3	2:N1:58:LYS:HB3	1.91	0.52
1:N4:325:PRO:CB	2:N5:222:TYR:CZ	2.92	0.52
2:O1:246:LEU:CD1	8:O2:501:GTP:H5”	2.36	0.52
2:O3:222:TYR:HB3	4:Y1:203:THR:HG21	1.91	0.52
1:O6:60:LYS:HB3	1:P6:282:TYR:O	2.10	0.52
1:P0:191:THR:HG21	1:P0:425:MET:HE3	1.92	0.52
1:P0:211:ASP:OD2	1:P0:304:LYS:NZ	2.43	0.52
2:P5:351:THR:HG22	1:P6:179:THR:HG22	1.91	0.52
1:P6:12:ALA:HB2	8:P6:501:GTP:PA	2.48	0.52
1:P6:146:GLY:CA	8:P6:501:GTP:O3B	2.57	0.52
1:Q1:258:ASN:O	2:Q2:179:VAL:HG21	2.10	0.52
2:Q2:178:THR:HB	2:Q2:181:GLU:HB2	1.92	0.52
2:Q2:324:LYS:CD	1:Q3:222:PRO:CD	2.83	0.52
2:Q2:344:TRP:HA	1:Q3:397:LEU:HD23	1.84	0.52
2:R4:84:ILE:C	2:S4:281:TYR:HE1	2.18	0.52
1:S1:60:LYS:NZ	1:S1:85:GLN:O	2.40	0.52
2:S2:405:GLU:HB3	6:9B:433:LEU:CD1	2.35	0.52

Continued on next page...

Continued from previous page...

Atom-1	Atom-2	Interatomic distance (Å)	Clash overlap (Å)
1:S5:88:HIS:N	1:T5:283:HIS:CE1	2.77	0.52
2:T0:60:VAL:HG12	2:U0:281:TYR:HB3	1.88	0.52
1:T1:26:LEU:HA	5:7A:196:VAL:CG1	2.31	0.52
1:T1:89:PRO:N	1:U1:280:LYS:HE3	2.24	0.52
2:U2:58:LYS:NZ	2:V1:281:TYR:CD1	2.78	0.52
2:U4:83:GLN:HB3	2:V3:281:TYR:HH	1.64	0.52
1:V2:260:VAL:HG13	2:V3:397:TRP:HE1	1.75	0.52
2:W3:207:LEU:HB3	2:W3:225:LEU:HD22	1.90	0.52
2:W3:252:LYS:NZ	1:W4:101:ASN:OD1	2.31	0.52
5:1B:189:SER:HB2	5:1B:198:PHE:HE1	1.75	0.52
5:2B:46:ARG:HD2	5:2B:166:PHE:CD2	2.44	0.52
5:2F:46:ARG:HD2	5:2F:166:PHE:CD2	2.44	0.52
5:3I:36:ARG:HH22	5:3I:72:ALA:HB3	1.75	0.52
5:4I:156:GLU:CD	5:4I:156:GLU:H	2.18	0.52
5:5B:46:ARG:NH2	5:5B:180:GLU:OE1	2.42	0.52
5:2G:36:ARG:HH22	5:2G:72:ALA:HB3	1.75	0.52
5:1G:36:ARG:HH22	5:1G:72:ALA:HB3	1.75	0.52
1:B3:89:PRO:CD	1:C3:280:LYS:HA	2.40	0.51
2:B4:60:VAL:CG1	2:C4:281:TYR:O	2.58	0.51
2:C4:284:LEU:HB3	2:C4:363:MET:HE2	1.91	0.51
1:D1:335:ILE:HA	1:D1:338:LYS:HZ3	1.75	0.51
1:D5:107:HIS:HA	1:D5:152:LEU:HD23	1.91	0.51
2:F0:139:LEU:HA	2:F0:145:SER:HB2	1.91	0.51
2:F0:171:PRO:HG2	2:F0:185:ALA:HB2	1.90	0.51
2:F0:255:VAL:HG23	2:F0:256:ASN:HD22	1.75	0.51
1:F1:278:ALA:O	5:4J:9:ARG:NH1	2.43	0.51
2:F2:238:THR:OG1	2:F2:318:ARG:NH1	2.43	0.51
1:G0:364:PRO:HB3	5:4I:197:TYR:CE2	2.45	0.51
1:G0:377:MET:HE2	1:G0:379:SER:HB3	1.92	0.51
2:G1:236:VAL:HG22	2:G1:368:ILE:HD11	1.92	0.51
1:G2:328:VAL:HG11	1:G2:353:VAL:HG21	1.91	0.51
1:G4:55:GLU:CA	1:H4:285:GLN:NE2	2.65	0.51
2:H3:58:LYS:HE2	2:I3:280:GLN:HG3	1.90	0.51
2:H5:61:PRO:HD3	2:H5:84:ILE:HG12	1.92	0.51
2:I1:63:ALA:O	2:I1:89:ASN:ND2	2.43	0.51
2:I3:345:ILE:HA	1:I4:398:MET:HE1	1.91	0.51
2:I5:161:ASP:OD1	2:I5:161:ASP:N	2.44	0.51
1:I6:175:PRO:HB3	1:I6:390:ARG:HD3	1.91	0.51
1:J3:195:LEU:HD11	1:J3:428:LEU:HD22	1.91	0.51
1:J5:420:GLU:HB3	1:N4:308:ARG:NE	2.24	0.51
1:K0:27:GLU:OE1	1:K0:243:ARG:NH1	2.43	0.51

Continued on next page...

Continued from previous page...

Atom-1	Atom-2	Interatomic distance (Å)	Clash overlap (Å)
1:K4:88:HIS:HE2	1:L4:284:GLU:CG	1.88	0.51
1:L2:60:LYS:HG3	1:M2:282:TYR:CZ	2.46	0.51
1:L2:88:HIS:NE2	1:M2:284:GLU:HG2	2.21	0.51
1:L2:123:ARG:NH2	1:L2:127:ASP:OD1	2.42	0.51
2:L5:245:GLN:HB3	1:L6:223:THR:HG23	1.91	0.51
1:L6:88:HIS:CE1	1:M6:280:LYS:HB2	2.45	0.51
2:N1:229:VAL:HG12	2:N1:233:MET:HE2	1.91	0.51
1:N2:60:LYS:CE	1:O2:283:HIS:HA	2.22	0.51
2:N3:178:THR:HB	2:N3:181:GLU:HB2	1.92	0.51
2:N5:1:MET:CE	1:N6:72:PRO:HG3	2.30	0.51
1:O2:102:ASN:HB3	1:O2:105:ARG:HB2	1.92	0.51
2:O3:87:PRO:HD2	2:P3:278:SER:OG	2.09	0.51
1:P2:348:PRO:HG3	2:P3:384:GLN:HG2	1.92	0.51
2:Q2:290:THR:HG21	2:Q2:329:GLN:HB3	1.92	0.51
2:S2:214:THR:O	2:S2:275:SER:OG	2.28	0.51
1:S3:86:LEU:C	1:T3:283:HIS:NE2	2.69	0.51
2:T4:261:PRO:HG3	1:T5:406:HIS:CG	2.44	0.51
2:V1:87:PRO:CD	2:W1:278:SER:HA	2.40	0.51
2:V5:87:PRO:HD2	2:W5:278:SER:HG	1.65	0.51
2:W5:276:ARG:NH1	7:8C:302:LEU:HD22	2.25	0.51
2:W5:322:SER:OG	2:W5:325:GLU:OE1	2.28	0.51
5:1B:156:GLU:CD	5:1B:156:GLU:H	2.18	0.51
5:1C:36:ARG:HH22	5:1C:72:ALA:HB3	1.75	0.51
5:1C:194:THR:HG22	5:1C:196:VAL:HG23	1.91	0.51
5:2E:46:ARG:HD2	5:2E:166:PHE:CD2	2.44	0.51
5:3C:156:GLU:CD	5:3C:156:GLU:H	2.18	0.51
5:3E:46:ARG:HD2	5:3E:166:PHE:CD2	2.44	0.51
5:3H:46:ARG:NH2	5:3H:180:GLU:OE1	2.42	0.51
5:2I:123:LEU:CB	5:2I:131:ILE:HD13	2.40	0.51
1:A2:53:PHE:HB3	1:A2:61:HIS:HB3	1.92	0.51
1:A2:393:HIS:ND1	3:X1:30:ARG:NE	2.49	0.51
1:A4:284:GLU:CB	1:M4:88:HIS:HE2	2.18	0.51
1:B3:254:GLU:OE2	1:B3:258:ASN:ND2	2.41	0.51
2:C4:55:THR:CB	2:D4:284:LEU:HD12	2.41	0.51
2:C4:60:VAL:HG21	2:D4:281:TYR:C	2.35	0.51
1:E1:241:SER:HB2	1:E1:249:ASN:HB2	1.91	0.51
2:F6:5:VAL:HG13	2:F6:62:ARG:HG2	1.92	0.51
1:H0:172:TYR:HB3	1:H0:205:ASP:HB3	1.90	0.51
2:H5:215:LEU:HB3	2:H5:217:LEU:HG	1.92	0.51
1:I2:62:VAL:CG1	2:J2:281:TYR:CD1	2.93	0.51
1:I4:89:PRO:CG	2:J4:278:SER:HA	2.40	0.51

Continued on next page...

Continued from previous page...

Atom-1	Atom-2	Interatomic distance (Å)	Clash overlap (Å)
2:I5:282:ARG:HH21	2:I5:288:GLU:HG3	1.75	0.51
2:K5:87:PRO:CG	2:L5:275:SER:OG	2.57	0.51
2:N5:351:THR:HG22	1:N6:179:THR:HG22	1.91	0.51
1:O4:12:ALA:CB	8:O4:501:GTP:N9	2.73	0.51
2:O5:396:HIS:HA	2:O5:399:THR:HG22	1.92	0.51
2:P1:236:VAL:HG22	2:P1:368:ILE:HD11	1.91	0.51
1:P4:396:ASP:HB3	1:P4:422:ARG:HH12	1.75	0.51
1:P6:12:ALA:N	8:P6:501:GTP:O2A	2.42	0.51
2:Q2:319:GLY:HA2	2:Q2:357:PRO:HD3	1.92	0.51
2:Q2:406:MET:HG3	6:9B:511:GLU:O	2.02	0.51
2:R0:258:VAL:HB	1:R1:407:TRP:HZ2	1.74	0.51
2:R6:122:LYS:HG3	2:S6:291:GLN:OE1	2.04	0.51
1:S1:352:LYS:HA	2:S2:177:ASP:O	2.10	0.51
2:S2:91:VAL:HG21	2:S2:116:VAL:HG23	1.91	0.51
2:S4:409:THR:HG21	6:9A:429:TYR:CB	2.40	0.51
1:T3:326:LYS:NZ	2:T4:208:TYR:HB3	2.25	0.51
2:T6:58:LYS:HE3	2:U6:280:GLN:HB3	1.92	0.51
2:U0:155:ILE:HG13	2:U0:164:MET:HE1	1.92	0.51
1:U5:143:GLY:N	8:U5:501:GTP:H5'	2.25	0.51
1:V0:329:ASN:HD22	2:V1:175:VAL:HG13	1.71	0.51
2:V1:259:PRO:O	1:V2:406:HIS:CD2	2.63	0.51
1:V2:124:LYS:NZ	1:W2:284:GLU:CD	2.67	0.51
2:V3:2:ARG:NH2	1:V4:72:PRO:HG2	2.25	0.51
1:V4:145:THR:OG1	8:V4:501:GTP:PG	2.68	0.51
2:V5:54:ALA:HA	2:W5:283:ALA:CA	2.40	0.51
1:W2:1:MET:HE1	2:W3:94:GLN:CD	2.35	0.51
2:W5:125:GLU:HB3	3:X3:17:ILE:CD1	2.39	0.51
2:W5:276:ARG:CZ	7:8C:325:LEU:HD21	2.19	0.51
5:1E:36:ARG:HH21	5:1F:121:ARG:NH1	2.09	0.51
5:1F:156:GLU:CD	5:1F:156:GLU:H	2.18	0.51
5:2A:156:GLU:CD	5:2A:156:GLU:H	2.18	0.51
5:2C:46:ARG:HD2	5:2C:166:PHE:CD2	2.44	0.51
5:2C:156:GLU:CD	5:2C:156:GLU:H	2.18	0.51
5:3D:46:ARG:HD2	5:3D:166:PHE:CD2	2.45	0.51
5:3F:46:ARG:HD2	5:3F:166:PHE:CD2	2.44	0.51
5:3J:46:ARG:HD2	5:3J:166:PHE:CD2	2.44	0.51
6:9A:421:ALA:N	6:9A:424:ILE:HD12	2.26	0.51
5:4H:36:ARG:HH22	5:4H:72:ALA:HB3	1.76	0.51
5:7B:156:GLU:CD	5:7B:156:GLU:H	2.18	0.51
5:6A:108:MET:HE2	5:6A:186:ALA:HB2	1.92	0.51
1:A2:280:LYS:HB3	1:M2:89:PRO:HD2	1.93	0.51

Continued on next page...

Continued from previous page...

Atom-1	Atom-2	Interatomic distance (Å)	Clash overlap (Å)
1:B3:88:HIS:CE1	1:C3:280:LYS:CB	2.85	0.51
2:B4:54:ALA:HA	2:C4:282:ARG:O	2.10	0.51
2:C4:149:THR:HA	2:C4:152:ILE:HD12	1.92	0.51
2:D0:189:VAL:HA	2:D0:192:LEU:HB2	1.92	0.51
1:D3:85:GLN:C	1:E3:283:HIS:CE1	2.88	0.51
2:D6:102:ALA:HB2	2:D6:403:MET:HE2	1.93	0.51
1:E3:41:THR:CG2	5:3J:20:THR:HA	2.40	0.51
1:E5:56:THR:HA	1:F5:285:GLN:CB	2.38	0.51
1:F3:320:ARG:HD3	1:F3:360:PRO:HG3	1.92	0.51
2:F6:87:PRO:CG	2:G5:278:SER:HA	2.20	0.51
1:G2:26:LEU:HD13	5:3I:196:VAL:CG1	2.40	0.51
2:G3:58:LYS:NZ	2:H3:280:GLN:OE1	2.42	0.51
2:H3:87:PRO:HG2	2:I3:277:GLY:C	2.35	0.51
2:I1:33:THR:CG2	5:3G:13:ILE:CD1	2.87	0.51
2:I3:58:LYS:CE	5:2G:13:ILE:HD13	2.33	0.51
1:K0:32:PRO:CD	5:3F:200:ILE:HD11	2.40	0.51
1:L4:62:VAL:HG21	1:M4:283:HIS:HA	1.92	0.51
1:L4:90:GLU:CD	1:M4:280:LYS:HD3	2.35	0.51
1:N2:253:THR:CG2	2:N3:103:LYS:HZ3	2.21	0.51
1:N4:145:THR:OG1	8:N4:501:GTP:O1G	2.28	0.51
1:O2:441:GLU:CA	6:9B:612:LYS:HG2	2.39	0.51
2:O3:423:GLN:NE2	2:O3:427:ASP:OD2	2.43	0.51
2:O5:58:LYS:HZ2	2:P5:280:GLN:CD	2.17	0.51
2:P1:312:THR:HG22	1:P2:181:VAL:HG21	1.91	0.51
2:Q0:350:LYS:HG3	1:Q1:179:THR:O	2.11	0.51
1:Q5:265:ILE:HD11	1:Q5:435:VAL:HG21	1.92	0.51
2:R2:320:ARG:HE	5:6C:149:GLN:CD	2.17	0.51
1:R3:88:HIS:HE1	1:S3:280:LYS:HD2	1.76	0.51
2:R4:344:TRP:O	1:R5:397:LEU:O	2.29	0.51
2:R6:32:PRO:HA	2:R6:84:ILE:HD11	1.92	0.51
2:S0:323:MET:HG3	1:S1:224:TYR:CZ	2.46	0.51
2:S2:10:GLY:O	2:S2:14:ASN:ND2	2.42	0.51
1:S3:7:ILE:HB	1:S3:137:VAL:HG12	1.92	0.51
1:S3:270:ALA:HB3	1:S3:302:MET:HE2	1.92	0.51
2:S6:60:VAL:HB	2:T6:281:TYR:CD1	2.45	0.51
2:T0:261:PRO:HG3	1:T1:406:HIS:CB	2.41	0.51
1:T1:170:SER:OG	1:T1:202:PHE:O	2.28	0.51
1:T1:296:PHE:HE2	1:T1:335:ILE:HG13	1.75	0.51
1:T3:31:GLN:CA	5:6A:196:VAL:HG22	2.38	0.51
2:T4:58:LYS:HE3	2:U4:280:GLN:O	2.10	0.51
1:T5:326:LYS:CE	2:T6:220:PRO:HD2	2.39	0.51

Continued on next page...

Continued from previous page...

Atom-1	Atom-2	Interatomic distance (Å)	Clash overlap (Å)
1:V2:60:LYS:NZ	1:W2:283:HIS:NE2	2.55	0.51
1:V4:234:ILE:HD11	1:V4:272:TYR:HB2	1.93	0.51
2:W1:125:GLU:C	3:X1:17:ILE:HG12	2.32	0.51
2:W3:117:LEU:HA	2:W3:120:VAL:HG12	1.91	0.51
1:W4:259:LEU:HD11	1:W4:316:CYS:HB2	1.90	0.51
1:W6:265:ILE:HG23	1:W6:432:TYR:HE1	1.73	0.51
5:1A:156:GLU:CD	5:1A:156:GLU:H	2.18	0.51
5:2A:36:ARG:HH22	5:2A:72:ALA:HB3	1.75	0.51
5:3H:36:ARG:HH22	5:3H:72:ALA:HB3	1.76	0.51
5:3H:46:ARG:HD2	5:3H:166:PHE:CD2	2.44	0.51
6:9B:586:GLU:HA	6:9B:589:ARG:HD2	1.92	0.51
5:2I:46:ARG:HD2	5:2I:166:PHE:CD2	2.44	0.51
5:3I:156:GLU:CD	5:3I:156:GLU:H	2.18	0.51
5:4H:46:ARG:NH2	5:4H:180:GLU:OE1	2.42	0.51
5:6D:46:ARG:HD2	5:6D:166:PHE:CD2	2.44	0.51
2:A3:39:ASP:OD1	2:A3:43:GLN:NE2	2.42	0.51
1:A6:264:ARG:NH1	3:X3:118:ILE:CG2	2.65	0.51
2:C2:88:ASP:N	2:D2:278:SER:CB	2.73	0.51
2:C4:87:PRO:HD3	2:D4:281:TYR:CE2	2.44	0.51
2:E0:58:LYS:HZ1	2:F0:280:GLN:CG	2.10	0.51
2:E6:60:VAL:HG21	2:F6:281:TYR:C	2.33	0.51
1:F3:221:ARG:NH2	5:3J:152:GLU:OE2	2.42	0.51
2:F6:84:ILE:HA	2:G5:281:TYR:CE1	2.41	0.51
2:G3:289:LEU:O	2:G3:293:MET:HB2	2.10	0.51
1:G4:260:VAL:HG23	2:G5:397:TRP:HE1	1.76	0.51
2:H1:324:LYS:HD2	1:H2:222:PRO:HD2	1.93	0.51
2:H1:328:GLU:O	2:H1:332:ASN:ND2	2.43	0.51
1:I4:251:ASP:OD1	1:I4:252:LEU:N	2.44	0.51
2:I5:85:PHE:O	1:J5:283:HIS:CD2	2.54	0.51
2:I5:193:VAL:HG22	2:I5:265:PHE:HZ	1.75	0.51
2:J2:330:MET:HA	2:J2:333:VAL:HG12	1.92	0.51
2:J4:259:PRO:HG2	2:J4:263:LEU:HD12	1.91	0.51
1:J5:265:ILE:HG22	1:J5:432:TYR:HE1	1.76	0.51
1:K0:60:LYS:CD	1:L0:282:TYR:CE2	2.94	0.51
2:K3:52:ASN:OD1	2:K3:62:ARG:NH1	2.43	0.51
2:K5:55:THR:HB	2:L5:284:LEU:HB2	1.93	0.51
1:L0:88:HIS:HB2	1:M0:283:HIS:HB3	1.91	0.51
2:L3:86:ARG:NE	2:M3:281:TYR:O	2.35	0.51
1:M2:123:ARG:NH2	1:M2:127:ASP:OD1	2.42	0.51
2:M3:347:ASN:ND2	1:M4:180:ALA:O	2.40	0.51
2:M5:139:LEU:HA	2:M5:145:SER:HB2	1.92	0.51

Continued on next page...

Continued from previous page...

Atom-1	Atom-2	Interatomic distance (Å)	Clash overlap (Å)
1:N6:60:LYS:HD3	1:O6:282:TYR:CB	2.15	0.51
1:O4:88:HIS:HE1	1:P4:280:LYS:HD3	1.73	0.51
1:O6:16:ILE:HG13	8:O6:501:GTP:C6	2.46	0.51
2:P3:52:ASN:HD21	2:P3:86:ARG:HH22	1.59	0.51
1:P4:171:ILE:HG21	8:P4:501:GTP:O2'	2.10	0.51
2:Q0:122:LYS:HD3	2:R0:291:GLN:CD	2.32	0.51
1:Q5:128:GLN:HE21	1:R5:285:GLN:CD	2.18	0.51
2:R6:138:SER:HB3	9:R6:501:GDP:PA	2.50	0.51
2:S0:354:CYS:SG	2:S0:355:ASP:N	2.83	0.51
1:S3:60:LYS:HD3	1:T3:282:TYR:C	2.31	0.51
2:S4:60:VAL:CA	2:T4:281:TYR:HD1	2.24	0.51
2:S6:293:MET:SD	2:S6:367:PHE:HB2	2.50	0.51
2:T0:107:THR:OG1	2:T0:108:GLU:OE2	2.23	0.51
2:T0:122:LYS:CG	2:U0:291:GLN:CD	2.70	0.51
2:T0:346:PRO:HD3	1:T1:397:LEU:HD23	1.90	0.51
2:T2:293:MET:HE3	2:T2:367:PHE:HB2	1.93	0.51
2:T4:116:VAL:HG23	2:T4:117:LEU:HD12	1.92	0.51
2:U4:271:ALA:HB3	2:U4:365:ALA:CB	2.40	0.51
2:U4:316:VAL:HB	2:U4:366:THR:HB	1.93	0.51
2:V3:86:ARG:HB3	2:W3:281:TYR:HB3	1.90	0.51
2:V3:86:ARG:HA	2:W3:281:TYR:CB	2.40	0.51
1:V4:87:PHE:O	1:W4:283:HIS:CG	2.63	0.51
1:V4:172:TYR:OH	1:V4:387:ALA:O	2.28	0.51
1:V4:329:ASN:OD1	2:V5:175:VAL:HG22	2.10	0.51
2:W5:149:THR:HG21	2:W5:188:SER:HB2	1.92	0.51
5:1D:46:ARG:HD2	5:1D:166:PHE:CD2	2.45	0.51
5:1F:46:ARG:HD2	5:1F:166:PHE:CD2	2.44	0.51
5:3C:36:ARG:HH22	5:3C:72:ALA:HB3	1.75	0.51
5:7D:46:ARG:HD2	5:7D:166:PHE:CD2	2.44	0.51
5:7D:156:GLU:CD	5:7D:156:GLU:H	2.18	0.51
2:A3:318:ARG:HB2	2:A3:364:SER:HB3	1.92	0.51
1:A4:60:LYS:HZ3	1:B3:283:HIS:CD2	2.17	0.51
2:E2:199:THR:OG1	2:E2:264:HIS:O	2.24	0.51
1:E3:60:LYS:HZ2	1:F3:283:HIS:HD2	1.58	0.51
2:E6:84:ILE:CA	2:F6:281:TYR:OH	2.59	0.51
2:E6:172:SER:O	2:E6:176:SER:OG	2.27	0.51
2:F4:140:GLY:HA2	2:F4:181:GLU:HG3	1.92	0.51
1:F5:203:MET:HE1	1:F5:267:PHE:HB3	1.93	0.51
2:F6:199:THR:OG1	2:F6:264:HIS:O	2.26	0.51
2:I3:55:THR:HG22	1:J3:372:GLN:NE2	2.26	0.51
1:K0:308:ARG:NH1	1:N0:283:HIS:CG	2.49	0.51

Continued on next page...

Continued from previous page...

Atom-1	Atom-2	Interatomic distance (Å)	Clash overlap (Å)
2:K3:86:ARG:CB	2:L3:281:TYR:HB3	2.40	0.51
1:L0:90:GLU:OE1	1:M0:280:LYS:HE3	2.11	0.51
2:L5:323:MET:HG2	1:L6:222:PRO:O	2.04	0.51
2:M3:202:ILE:HD13	2:M3:229:VAL:HG13	1.93	0.51
1:N4:89:PRO:CB	1:O4:280:LYS:NZ	2.67	0.51
1:N4:248:LEU:CD1	2:N5:222:TYR:CE2	2.84	0.51
1:N6:399:TYR:O	1:N6:402:ARG:NH1	2.43	0.51
2:O1:80:PRO:HG3	4:Y0:205:ASN:HA	1.92	0.51
2:P1:346:PRO:HG3	1:P2:394:LYS:CB	2.41	0.51
2:Q4:386:THR:HB	6:9A:522:LYS:CG	2.40	0.51
2:Q4:404:ASP:HB3	6:9A:511:GLU:HB2	1.93	0.51
2:R0:6:HIS:NE2	2:R0:8:GLN:OE1	2.44	0.51
2:R0:122:LYS:CD	2:S0:291:GLN:NE2	2.73	0.51
2:R2:372:THR:HG21	2:R2:426:GLN:HB2	1.91	0.51
2:R4:390:ARG:HG3	6:9A:476:TRP:CA	2.39	0.51
2:S2:256:ASN:OD1	1:S3:182:VAL:CG1	2.58	0.51
2:S2:390:ARG:NE	6:9B:440:LEU:CB	2.57	0.51
2:S2:404:ASP:OD2	6:9B:429:TYR:CE2	2.63	0.51
1:T3:348:PRO:HG2	2:T4:384:GLN:HG2	1.92	0.51
1:T5:7:ILE:HB	1:T5:137:VAL:HG12	1.92	0.51
2:T6:9:ALA:C	9:T6:501:GDP:O2B	2.53	0.51
2:U2:58:LYS:HE2	2:V1:281:TYR:HA	1.93	0.51
1:U3:132:LEU:HB3	1:U3:164:LYS:HE2	1.92	0.51
1:U5:89:PRO:HD2	1:V4:280:LYS:CE	2.31	0.51
2:V1:83:GLN:HG2	2:W1:281:TYR:OH	2.11	0.51
2:W1:125:GLU:O	3:X1:17:ILE:CB	2.58	0.51
1:W4:6:SER:O	1:W4:65:ALA:HA	2.10	0.51
5:1B:192:ILE:HG23	5:1B:197:TYR:HB3	1.92	0.51
5:4J:108:MET:HG3	5:4J:186:ALA:HA	1.93	0.51
5:5A:46:ARG:HD2	5:5A:166:PHE:CD2	2.44	0.51
5:5A:46:ARG:NH2	5:5A:180:GLU:OE1	2.42	0.51
1:A2:420:GLU:N	3:X1:108:TYR:CE1	2.79	0.51
1:A6:262:TYR:HB3	3:X3:117:PHE:CZ	2.46	0.51
2:B0:48:ASN:O	2:B0:62:ARG:NH2	2.43	0.51
2:C0:350:LYS:HD3	1:C1:180:ALA:HA	1.92	0.51
2:C2:323:MET:HG2	1:C3:224:TYR:CZ	2.45	0.51
1:C3:88:HIS:CE1	1:D3:276:ILE:HD11	2.45	0.51
2:D0:54:ALA:CA	2:E0:283:ALA:CA	2.87	0.51
2:D4:122:LYS:HG2	2:E4:291:GLN:HG2	1.92	0.51
2:E0:54:ALA:N	2:F0:283:ALA:CB	2.65	0.51
1:E1:79:ARG:NH2	1:E1:92:LEU:O	2.44	0.51

Continued on next page...

Continued from previous page...

Atom-1	Atom-2	Interatomic distance (Å)	Clash overlap (Å)
2:E2:27:GLU:OE2	2:E2:318:ARG:NH2	2.36	0.51
2:F2:199:THR:OG1	2:F2:264:HIS:O	2.26	0.51
1:G4:60:LYS:CD	1:H4:282:TYR:CE2	2.90	0.51
2:G5:91:VAL:HG11	2:G5:116:VAL:HG22	1.92	0.51
1:H0:60:LYS:NZ	1:I0:282:TYR:CE2	2.79	0.51
2:H3:86:ARG:HA	2:I3:281:TYR:CD2	2.46	0.51
2:H3:87:PRO:HD3	2:I3:281:TYR:CD2	2.44	0.51
2:J0:236:VAL:HG13	2:J0:237:THR:HG23	1.91	0.51
2:J6:354:CYS:SG	2:J6:355:ASP:N	2.83	0.51
2:K1:320:ARG:CZ	5:2F:148:TYR:CE1	2.87	0.51
1:L0:50:ASN:O	1:L0:64:ARG:NH1	2.44	0.51
1:L2:212:ILE:O	1:L2:216:ASN:HB2	2.11	0.51
2:M5:52:ASN:OD1	2:M5:62:ARG:NH1	2.44	0.51
1:N4:88:HIS:CE1	1:O4:280:LYS:HG2	2.46	0.51
1:N4:89:PRO:HG2	1:O4:279:GLU:C	2.36	0.51
2:N5:10:GLY:O	2:N5:14:ASN:ND2	2.44	0.51
2:N5:323:MET:HG3	1:N6:224:TYR:CD1	2.45	0.51
2:O1:54:ALA:HA	2:P1:283:ALA:CB	2.36	0.51
1:O6:62:VAL:CG2	1:P6:283:HIS:O	2.58	0.51
1:P0:242:LEU:HD11	1:P0:252:LEU:HG	1.93	0.51
1:P2:90:GLU:OE2	1:Q1:280:LYS:HD3	2.09	0.51
1:P4:346:TRP:HB3	2:P5:391:ARG:HG3	1.92	0.51
2:Q0:122:LYS:NZ	2:R0:282:ARG:NH2	2.59	0.51
1:Q3:261:PRO:HA	2:Q4:394:PHE:CG	2.45	0.51
2:Q4:179:VAL:HG23	2:Q4:180:VAL:HG13	1.91	0.51
2:R2:141:GLY:HA3	9:R2:501:GDP:PB	2.51	0.51
2:R4:351:THR:HG22	1:R5:179:THR:HA	1.92	0.51
2:R4:409:THR:CB	6:9A:475:ALA:CB	2.88	0.51
2:S4:409:THR:OG1	6:9A:429:TYR:CE1	2.61	0.51
2:T0:238:THR:HG21	2:T0:318:ARG:HE	1.75	0.51
1:T1:316:CYS:HB3	1:T1:378:LEU:HB2	1.93	0.51
2:U2:334:GLN:HE22	2:U2:347:ASN:HA	1.76	0.51
1:U3:346:TRP:O	2:U4:388:MET:SD	2.69	0.51
1:U3:402:ARG:NH1	1:U3:415:GLU:OE2	2.44	0.51
2:U4:347:ASN:ND2	1:U5:176:GLN:O	2.43	0.51
1:U5:60:LYS:NZ	1:V4:283:HIS:CD2	2.79	0.51
1:U5:117:LEU:CD2	1:V4:215:ARG:NH1	2.66	0.51
2:U6:126:SER:HB2	2:V5:291:GLN:CD	2.36	0.51
1:V4:89:PRO:HG2	1:W4:280:LYS:CG	2.39	0.51
2:W3:53:GLU:HB3	3:X2:20:LYS:HZ2	1.76	0.51
5:1E:46:ARG:HD2	5:1E:166:PHE:CD2	2.44	0.51

Continued on next page...

Continued from previous page...

Atom-1	Atom-2	Interatomic distance (Å)	Clash overlap (Å)
5:2B:156:GLU:CD	5:2B:156:GLU:H	2.18	0.51
5:2F:156:GLU:CD	5:2F:156:GLU:H	2.18	0.51
5:3C:46:ARG:HD2	5:3C:166:PHE:CD2	2.44	0.51
5:4J:156:GLU:H	5:4J:156:GLU:CD	2.18	0.51
6:9B:620:GLN:HA	6:9B:623:ARG:HD2	1.93	0.51
5:3I:123:LEU:HB2	5:3I:131:ILE:HD13	1.93	0.51
5:4I:123:LEU:HB2	5:4I:131:ILE:HD13	1.93	0.51
5:4H:156:GLU:CD	5:4H:156:GLU:H	2.18	0.51
5:7A:46:ARG:HD2	5:7A:166:PHE:CD2	2.44	0.51
5:7C:156:GLU:CD	5:7C:156:GLU:H	2.18	0.51
5:6B:46:ARG:HD2	5:6B:166:PHE:CD2	2.44	0.51
5:5A:108:MET:HE2	5:5A:186:ALA:HB2	1.92	0.51
5:2G:156:GLU:CD	5:2G:156:GLU:H	2.18	0.51
2:A1:87:PRO:HD2	2:B0:278:SER:OG	2.10	0.51
1:A6:290:GLU:OE2	1:M6:128:GLN:CG	2.57	0.51
2:C0:137:HIS:NE2	2:C0:168:SER:OG	2.43	0.51
2:D4:83:GLN:O	2:E4:281:TYR:OH	2.29	0.51
2:E2:60:VAL:HG11	2:F2:281:TYR:HD1	1.71	0.51
2:E6:58:LYS:CE	2:F6:280:GLN:C	2.84	0.51
2:H3:122:LYS:HE2	2:I3:291:GLN:CD	2.36	0.51
2:I1:87:PRO:CG	1:J1:280:LYS:CG	2.84	0.51
2:I5:252:LYS:NZ	8:I6:501:GTP:O3G	2.39	0.51
2:J0:69:GLU:HG2	2:J0:71:GLY:H	1.75	0.51
2:J4:48:ASN:O	2:J4:62:ARG:NH2	2.44	0.51
2:K1:307:HIS:HA	2:N1:280:GLN:CD	2.35	0.51
2:K3:46:ARG:NH2	1:K4:76:ASP:OD2	2.43	0.51
2:K3:54:ALA:HA	2:L3:283:ALA:HA	1.88	0.51
1:K4:89:PRO:HG2	1:L4:279:GLU:C	2.35	0.51
1:L0:33:ASP:OD1	1:M0:282:TYR:CZ	2.64	0.51
1:N0:54:SER:OG	1:O0:285:GLN:HB3	2.11	0.51
2:N3:345:ILE:O	2:N3:348:ASN:ND2	2.44	0.51
2:N5:65:LEU:HB3	2:N5:73:MET:HE1	1.93	0.51
1:O0:300:ASN:HD22	1:O0:300:ASN:C	2.18	0.51
2:O3:15:GLN:CA	4:Y1:204:MET:HE3	2.17	0.51
1:P0:1:MET:HE2	2:P1:94:GLN:HE22	1.76	0.51
2:P5:249:ASP:OD2	1:P6:98:ASP:OD1	2.28	0.51
1:Q5:12:ALA:HA	8:Q5:501:GTP:N7	2.26	0.51
1:Q5:88:HIS:CD2	1:R5:283:HIS:HB2	2.46	0.51
1:Q5:89:PRO:CD	1:R5:280:LYS:HG2	2.39	0.51
2:R0:344:TRP:HZ3	1:R1:403:ALA:HB2	1.76	0.51
2:R2:389:PHE:HE1	2:R2:395:LEU:HD11	1.76	0.51

Continued on next page...

Continued from previous page...

Atom-1	Atom-2	Interatomic distance (Å)	Clash overlap (Å)
2:S2:24:ILE:HA	2:S2:27:GLU:HB2	1.92	0.51
2:S4:122:LYS:HG2	2:T4:291:GLN:HE21	1.51	0.51
2:S6:58:LYS:HZ3	2:T6:280:GLN:HG2	1.70	0.51
2:T0:54:ALA:CB	2:U0:282:ARG:O	2.58	0.51
1:T1:30:ILE:C	5:7A:196:VAL:HG22	2.35	0.51
1:T3:326:LYS:NZ	2:T4:208:TYR:O	2.32	0.51
1:T5:254:GLU:O	1:T5:258:ASN:ND2	2.42	0.51
1:U1:210:TYR:HE2	1:U1:227:LEU:HD11	1.76	0.51
2:U4:344:TRP:HA	1:U5:397:LEU:HD21	1.92	0.51
1:V2:124:LYS:HE2	1:W2:290:GLU:OE2	2.10	0.51
2:V3:60:VAL:HG12	2:W3:281:TYR:HA	1.80	0.51
2:V3:246:LEU:HD21	1:V4:179:THR:HB	1.93	0.51
1:V4:258:ASN:O	2:V5:394:PHE:HE1	1.93	0.51
2:W1:256:ASN:HD22	2:W1:350:LYS:HD2	1.76	0.51
5:1A:36:ARG:HH22	5:1A:72:ALA:HB3	1.75	0.51
5:2E:156:GLU:CD	5:2E:156:GLU:H	2.18	0.51
5:3D:77:LYS:HZ2	5:3E:89:LYS:HE2	1.75	0.51
5:3G:36:ARG:HH22	5:3G:72:ALA:HB3	1.75	0.51
6:9B:551:GLU:HA	6:9B:554:LYS:HD2	1.93	0.51
5:6B:156:GLU:CD	5:6B:156:GLU:H	2.18	0.51
1:A0:88:HIS:HB3	1:A0:91:GLN:HG3	1.93	0.51
1:A2:284:GLU:OE1	1:M2:88:HIS:NE2	2.41	0.51
2:A3:278:SER:OG	2:M3:87:PRO:HG2	2.11	0.51
2:B4:60:VAL:CG1	2:C4:281:TYR:CB	2.84	0.51
2:B4:84:ILE:O	2:C4:281:TYR:HD1	1.92	0.51
2:C0:139:LEU:HB2	2:C0:171:PRO:HD3	1.91	0.51
1:C3:90:GLU:HA	1:D3:280:LYS:HZ1	1.76	0.51
2:D6:165:ASN:ND2	2:D6:198:GLU:OE1	2.44	0.51
2:E0:86:ARG:CZ	2:F0:282:ARG:NH1	2.72	0.51
2:E6:55:THR:HB	2:F6:284:LEU:CD1	2.40	0.51
2:E6:321:MET:HG2	2:E6:363:MET:HE3	1.92	0.51
2:F4:199:THR:OG1	2:F4:264:HIS:O	2.24	0.51
2:F6:86:ARG:HE	2:F6:87:PRO:HD2	1.75	0.51
2:G5:83:GLN:C	2:H5:281:TYR:OH	2.53	0.51
1:H0:88:HIS:HE1	1:I0:280:LYS:HB3	1.75	0.51
1:H2:87:PHE:C	1:I2:283:HIS:CG	2.86	0.51
1:H2:90:GLU:CG	1:I2:280:LYS:CD	2.75	0.51
2:H5:7:LEU:HD21	2:H5:151:LEU:HD13	1.92	0.51
2:K1:330:MET:HA	2:K1:333:VAL:HG12	1.93	0.51
2:K3:58:LYS:HE3	2:L3:280:GLN:CG	2.39	0.51
2:K3:245:GLN:O	1:K4:11:GLN:NE2	2.44	0.51

Continued on next page...

Continued from previous page...

Atom-1	Atom-2	Interatomic distance (Å)	Clash overlap (Å)
1:K4:402:ARG:NH1	1:K4:415:GLU:OE2	2.44	0.51
2:K5:86:ARG:N	2:L5:281:TYR:CB	2.74	0.51
2:L1:87:PRO:CD	2:M1:281:TYR:HD2	2.15	0.51
1:N0:254:GLU:OE1	2:N1:99:ASN:CB	2.59	0.51
2:N1:86:ARG:CZ	2:O1:282:ARG:HE	2.24	0.51
2:N5:229:VAL:HG12	2:N5:233:MET:HE2	1.92	0.51
1:O0:194:THR:O	1:O0:198:SER:HB3	2.11	0.51
2:O5:129:CYS:SG	1:O6:96:LYS:HG2	2.51	0.51
1:P2:311:LYS:H	1:P2:382:THR:HG1	1.58	0.51
2:P3:406:MET:SD	6:9B:557:LEU:O	2.69	0.51
1:P4:89:PRO:CG	1:Q3:279:GLU:HG2	2.40	0.51
1:P4:228:ASN:OD1	8:P4:501:GTP:C6	2.64	0.51
2:Q2:251:ARG:C	1:Q3:100:ALA:HB1	2.36	0.51
2:R0:85:PHE:C	2:S0:281:TYR:CZ	2.88	0.51
2:R2:1:MET:HE1	1:R3:72:PRO:HG2	1.93	0.51
2:R4:409:THR:CG2	6:9A:475:ALA:CB	2.88	0.51
1:R5:88:HIS:CD2	1:S5:284:GLU:N	2.79	0.51
2:R6:138:SER:HA	2:R6:169:VAL:HB	1.93	0.51
2:T0:344:TRP:HA	1:T1:397:LEU:CG	2.41	0.51
1:T1:350:GLY:C	2:T2:179:VAL:HG22	2.36	0.51
1:T3:171:ILE:HG21	8:T3:501:GTP:HN22	1.71	0.51
1:T5:64:ARG:HG2	1:T5:125:LEU:HD22	1.93	0.51
1:T5:249:ASN:OD1	2:T6:11:GLN:CD	2.53	0.51
2:U0:327:ASP:OD1	1:U1:177:VAL:HB	2.11	0.51
2:U2:2:ARG:HB3	2:U2:131:GLN:HB2	1.92	0.51
2:U2:364:SER:OG	2:U2:365:ALA:N	2.43	0.51
2:U4:251:ARG:O	1:U5:100:ALA:HB1	2.10	0.51
2:V1:252:LYS:N	1:V2:100:ALA:HB1	2.26	0.51
1:V2:326:LYS:HD3	2:V3:220:PRO:HG2	1.92	0.51
2:V3:261:PRO:HG3	1:V4:406:HIS:CG	2.46	0.51
2:V3:282:ARG:NH2	2:V3:292:GLN:OE1	2.35	0.51
1:V4:329:ASN:OD1	2:V5:175:VAL:HA	2.11	0.51
5:3D:36:ARG:HH22	5:3D:72:ALA:HB3	1.75	0.51
5:3F:36:ARG:HH22	5:3F:72:ALA:HB3	1.75	0.51
5:3H:156:GLU:CD	5:3H:156:GLU:H	2.18	0.51
5:2J:36:ARG:HH22	5:2J:72:ALA:HB3	1.75	0.51
2:A1:281:TYR:HD1	2:M1:58:LYS:NZ	1.97	0.51
2:A5:248:ALA:HA	2:A5:252:LYS:HG3	1.93	0.51
2:B2:128:ASP:OD2	1:B3:96:LYS:NZ	2.42	0.51
1:B3:6:SER:O	1:B3:65:ALA:HA	2.09	0.51
2:C0:86:ARG:HE	2:D0:282:ARG:CA	2.24	0.51

Continued on next page...

Continued from previous page...

Atom-1	Atom-2	Interatomic distance (Å)	Clash overlap (Å)
1:C1:54:SER:OG	1:C1:64:ARG:NH2	2.44	0.51
1:C1:68:VAL:HG22	1:C1:93:ILE:HD12	1.93	0.51
2:C2:170:VAL:HG21	2:C2:377:LEU:HD11	1.92	0.51
2:D6:275:SER:HB3	2:D6:278:SER:HB3	1.93	0.51
1:E3:298:PRO:HA	1:E3:301:GLN:HG2	1.92	0.51
2:E6:260:PHE:HB2	2:E6:263:LEU:HD12	1.93	0.51
2:F2:313:VAL:HB	2:F2:349:VAL:HG22	1.92	0.51
1:F3:282:TYR:CD2	5:3J:9:ARG:NH2	2.68	0.51
1:G0:195:LEU:HD11	1:G0:428:LEU:HD22	1.93	0.51
1:G2:16:ILE:HD11	1:G2:171:ILE:HD11	1.92	0.51
2:G5:314:ALA:HB3	2:G5:368:ILE:HB	1.92	0.51
1:H4:124:LYS:NZ	1:I4:294:ALA:HB2	2.26	0.51
1:H4:135:PHE:HB2	1:H4:166:LYS:HG2	1.93	0.51
1:I0:60:LYS:HD3	2:J0:280:GLN:HB2	1.90	0.51
1:I4:56:THR:HG22	2:J4:283:ALA:CB	2.40	0.51
2:I5:7:LEU:HB2	2:I5:135:LEU:HG	1.92	0.51
1:I6:27:GLU:HG2	1:I6:361:THR:HG21	1.92	0.51
1:J1:240:ALA:HB1	1:J1:356:ASN:HD22	1.76	0.51
1:J5:89:PRO:CG	1:K4:280:LYS:HG3	2.34	0.51
1:J5:427:ALA:HB1	1:N4:339:ARG:HD3	1.89	0.51
2:K1:85:PHE:C	2:L1:281:TYR:CD1	2.89	0.51
2:K1:100:ASN:HB3	2:K1:103:LYS:HB2	1.93	0.51
2:K5:60:VAL:HG12	2:L5:280:GLN:O	2.11	0.51
1:M0:168:GLU:HB2	1:M0:201:ALA:HA	1.93	0.51
2:M1:178:THR:HB	2:M1:181:GLU:HG3	1.93	0.51
2:N5:351:THR:CG2	1:N6:179:THR:HG22	2.41	0.51
1:O0:348:PRO:CG	2:O1:384:GLN:HG2	2.41	0.51
2:P1:323:MET:HE2	1:P2:224:TYR:CZ	2.46	0.51
2:Q0:122:LYS:HG3	2:R0:291:GLN:OE1	2.10	0.51
1:Q3:90:GLU:OE2	1:R3:280:LYS:HE2	2.11	0.51
1:Q5:171:ILE:CG1	8:Q5:501:GTP:H1'	2.41	0.51
2:R2:86:ARG:CB	2:S2:281:TYR:CB	2.88	0.51
2:R2:404:ASP:OD1	2:R2:404:ASP:N	2.44	0.51
2:R4:12:CYS:SG	9:R4:501:GDP:C8	3.04	0.51
1:R5:85:GLN:NE2	5:5B:9:ARG:HH12	2.09	0.51
1:R5:247:ALA:O	2:R6:11:GLN:NE2	2.44	0.51
2:R6:218:THR:HG23	2:R6:219:THR:HG23	1.93	0.51
2:S4:1:MET:N	2:S4:3:GLU:OE2	2.43	0.51
2:S4:251:ARG:NH1	1:S5:105:ARG:HH22	2.09	0.51
2:S4:251:ARG:HG3	1:S5:100:ALA:HB2	1.92	0.51
1:S5:254:GLU:HG2	2:S6:98:GLY:HA2	1.93	0.51

Continued on next page...

Continued from previous page...

Atom-1	Atom-2	Interatomic distance (Å)	Clash overlap (Å)
2:S6:12:CYS:HA	9:S6:501:GDP:C8	2.46	0.51
2:T0:58:LYS:HE2	2:U0:280:GLN:O	2.10	0.51
2:T0:168:SER:OG	2:T0:200:TYR:O	2.26	0.51
2:T0:324:LYS:HG2	1:T1:210:TYR:CD1	2.45	0.51
1:T5:88:HIS:CD2	1:U5:284:GLU:CG	2.92	0.51
2:T6:84:ILE:CA	2:U6:281:TYR:CE2	2.87	0.51
1:U1:86:LEU:C	1:V0:283:HIS:CD2	2.82	0.51
2:U2:323:MET:HE1	1:U3:224:TYR:CE2	2.45	0.51
1:U5:26:LEU:HD21	1:U5:363:VAL:HG22	1.93	0.51
1:V2:127:ASP:OD2	1:W2:293:ASN:HB3	2.10	0.51
1:V2:294:ALA:O	1:V2:300:ASN:ND2	2.40	0.51
1:V2:326:LYS:HD3	2:V3:220:PRO:CG	2.41	0.51
2:V3:77:ARG:NH2	2:V3:83:GLN:OE1	2.44	0.51
2:V3:258:VAL:CG1	1:V4:407:TRP:NE1	2.66	0.51
2:V5:152:ILE:HD11	2:V5:166:THR:HG21	1.92	0.51
2:W5:121:ARG:CZ	3:X3:43:GLN:HE21	2.23	0.51
5:1F:36:ARG:HH22	5:1F:72:ALA:HB3	1.75	0.51
5:2B:46:ARG:HD3	5:2B:166:PHE:CD1	2.46	0.51
5:3E:36:ARG:HH22	5:3E:72:ALA:HB3	1.75	0.51
5:3E:156:GLU:CD	5:3E:156:GLU:H	2.18	0.51
5:2H:117:MET:HA	5:2H:120:PHE:CD1	2.46	0.51
5:7A:108:MET:HE2	5:7A:186:ALA:HB2	1.92	0.51
5:7C:36:ARG:HH22	5:7C:72:ALA:HB3	1.75	0.51
5:5B:36:ARG:HH22	5:5B:72:ALA:HB3	1.75	0.51
5:5D:156:GLU:CD	5:5D:156:GLU:H	2.18	0.51
2:A1:282:ARG:NH1	2:A1:292:GLN:OE1	2.38	0.51
1:A2:422:ARG:NH2	3:X1:55:SER:HB2	2.14	0.51
2:A5:61:PRO:HD3	2:A5:84:ILE:HG22	1.93	0.51
2:C0:10:GLY:O	2:C0:14:ASN:ND2	2.43	0.51
2:D2:143:THR:O	2:D2:147:MET:N	2.42	0.51
2:D6:272:PRO:HD2	2:D6:273:LEU:HG	1.93	0.51
2:E6:58:LYS:HZ2	2:F6:280:GLN:HG3	1.76	0.51
2:F6:202:ILE:HG12	2:F6:300:MET:HE2	1.92	0.51
1:G0:85:GLN:CB	1:H0:283:HIS:CE1	2.83	0.51
2:H3:257:MET:HA	2:H3:312:THR:HG21	1.93	0.51
2:I3:330:MET:HA	2:I3:333:VAL:HG22	1.93	0.51
1:L0:60:LYS:HD3	1:M0:282:TYR:HA	1.92	0.51
1:N0:324:VAL:HG11	2:N1:219:THR:OG1	2.10	0.51
2:N5:60:VAL:CG1	2:O5:281:TYR:CD1	2.93	0.51
1:N6:124:LYS:HE3	1:O6:297:GLU:OE2	2.09	0.51
1:N6:154:MET:HE1	1:N6:168:GLU:HB2	1.92	0.51

Continued on next page...

Continued from previous page...

Atom-1	Atom-2	Interatomic distance (Å)	Clash overlap (Å)
1:P4:171:ILE:CD1	8:P4:501:GTP:N2	2.74	0.51
1:P6:171:ILE:HG13	8:P6:501:GTP:C4	2.45	0.51
1:Q3:85:GLN:C	1:R3:283:HIS:NE2	2.68	0.51
1:Q3:88:HIS:HE1	1:R3:280:LYS:HD3	1.76	0.51
2:Q4:64:VAL:HG21	2:Q4:120:VAL:HG22	1.93	0.51
2:Q4:285:THR:OG1	2:Q4:288:GLU:OE1	2.29	0.51
1:Q5:12:ALA:CB	8:Q5:501:GTP:N9	2.69	0.51
2:R2:351:THR:HG23	1:R3:179:THR:CA	2.34	0.51
1:S1:123:ARG:HH22	1:T1:293:ASN:HB3	1.76	0.51
2:S2:331:LEU:HD21	1:S3:176:GLN:NE2	2.26	0.51
2:S4:10:GLY:O	2:S4:14:ASN:ND2	2.44	0.51
2:T0:135:LEU:HB3	2:T0:166:THR:HG22	1.92	0.51
2:T0:330:MET:SD	2:T0:349:VAL:HG11	2.51	0.51
2:T0:346:PRO:HD2	1:T1:398:MET:HG3	1.93	0.51
2:T2:324:LYS:NZ	1:T3:214:ARG:HB2	2.26	0.51
2:T6:36:TYR:HB2	2:T6:59:TYR:HE2	1.75	0.51
2:U0:272:PRO:CG	2:U0:364:SER:HA	2.41	0.51
1:U1:60:LYS:CD	1:V0:282:TYR:C	2.76	0.51
2:V1:87:PRO:HB2	2:W1:278:SER:CB	2.40	0.51
2:V1:177:ASP:HB2	9:V1:501:GDP:H3'	1.93	0.51
1:V2:89:PRO:HB2	1:W2:280:LYS:HZ2	1.76	0.51
1:V2:191:THR:HA	1:V2:194:THR:HG22	1.92	0.51
5:2D:109:SER:HB3	5:2D:112:ARG:HG3	1.92	0.51
5:3C:46:ARG:HD3	5:3C:166:PHE:CD1	2.46	0.51
5:3D:46:ARG:HD3	5:3D:166:PHE:CD1	2.46	0.51
5:3E:46:ARG:NH2	5:3E:180:GLU:OE1	2.43	0.51
6:9A:428:VAL:HG12	6:9A:432:TRP:NE1	2.25	0.51
2:B2:48:ASN:O	2:B2:62:ARG:NH2	2.44	0.50
2:C0:107:THR:HG21	2:C0:401:GLU:HB3	1.93	0.50
2:C2:60:VAL:HB	2:D2:281:TYR:CA	2.26	0.50
2:D4:375:GLN:HB3	2:D4:422:TYR:HD2	1.75	0.50
1:E5:53:PHE:HB3	1:E5:61:HIS:HB3	1.91	0.50
1:E5:60:LYS:CE	1:F5:282:TYR:HB3	2.41	0.50
2:F0:95:SER:OG	2:F0:108:GLU:OE1	2.29	0.50
1:G2:220:GLU:OE1	5:3I:150:ASN:HA	2.10	0.50
2:G5:140:GLY:O	2:G5:184:ASN:ND2	2.44	0.50
1:H0:30:ILE:H	5:4H:196:VAL:HG21	1.75	0.50
2:I1:55:THR:HB	1:J1:372:GLN:NE2	2.25	0.50
2:J0:63:ALA:O	2:J0:89:ASN:ND2	2.43	0.50
2:J2:60:VAL:CG1	2:K1:281:TYR:HD1	2.23	0.50
2:K1:10:GLY:O	2:K1:14:ASN:ND2	2.44	0.50

Continued on next page...

Continued from previous page...

Atom-1	Atom-2	Interatomic distance (Å)	Clash overlap (Å)
2:K1:51:TYR:HB3	2:K1:59:TYR:HB3	1.93	0.50
2:L5:86:ARG:HH11	2:M5:281:TYR:CB	2.18	0.50
1:N6:90:GLU:HB2	1:O6:280:LYS:HE3	1.94	0.50
2:O3:248:ALA:HA	2:O3:252:LYS:HD2	1.92	0.50
2:O5:12:CYS:HA	9:O5:501:GDP:N7	2.26	0.50
1:P4:352:LYS:HA	2:P5:177:ASP:O	2.10	0.50
1:P6:133:GLN:HB3	1:P6:252:LEU:HD12	1.92	0.50
2:Q4:86:ARG:HE	2:Q4:87:PRO:HD2	1.76	0.50
2:R2:362:LYS:HG3	2:R2:363:MET:HG3	1.92	0.50
2:S2:60:VAL:HG11	2:T2:281:TYR:C	2.30	0.50
2:S4:54:ALA:CA	2:T4:283:ALA:HB2	2.41	0.50
1:T1:98:ASP:OD2	8:T1:501:GTP:O1G	2.28	0.50
2:T2:287:PRO:HA	2:T2:290:THR:HG22	1.93	0.50
1:T3:257:THR:HG21	2:T4:100:ASN:OD1	2.12	0.50
2:T4:166:THR:OG1	2:T4:198:GLU:O	2.29	0.50
2:T6:121:ARG:HE	2:T6:158:GLU:HG2	1.76	0.50
1:U1:152:LEU:HA	1:U1:155:GLU:HG2	1.93	0.50
2:U4:23:VAL:HG11	2:U4:230:SER:HB3	1.92	0.50
2:U4:118:ASP:CG	2:V3:306:ARG:HH12	2.19	0.50
1:U5:12:ALA:CB	8:U5:501:GTP:C8	2.94	0.50
1:V0:56:THR:HG22	1:W0:284:GLU:O	2.08	0.50
1:V4:286:LEU:O	1:V4:373:ARG:NH2	2.44	0.50
2:W1:142:GLY:H	9:W1:501:GDP:PB	2.33	0.50
2:W1:156:ARG:HH21	2:W1:164:MET:HG2	1.76	0.50
5:2B:7:HIS:O	5:2B:191:SER:HB2	2.12	0.50
5:7D:46:ARG:HD3	5:7D:166:PHE:CD1	2.46	0.50
5:6B:109:SER:HB3	5:6B:112:ARG:HG3	1.92	0.50
5:5C:36:ARG:HH22	5:5C:72:ALA:HB3	1.76	0.50
5:5C:46:ARG:HD3	5:5C:166:PHE:CD1	2.47	0.50
5:5C:156:GLU:CD	5:5C:156:GLU:H	2.18	0.50
1:A0:292:THR:HG21	1:A0:331:ALA:HB1	1.93	0.50
2:A1:54:ALA:CA	2:B0:282:ARG:C	2.84	0.50
1:A2:396:ASP:CG	3:X1:55:SER:OG	2.54	0.50
1:A2:422:ARG:HG3	3:X1:55:SER:CB	2.25	0.50
1:A4:285:GLN:CB	1:M4:56:THR:HA	2.40	0.50
2:A5:186:THR:HG23	2:A5:415:MET:HE2	1.93	0.50
1:D1:399:TYR:O	1:D1:402:ARG:NH1	2.43	0.50
2:E2:117:LEU:HD11	2:E2:154:LYS:HG2	1.93	0.50
1:E5:60:LYS:HE2	1:F5:282:TYR:HB3	1.93	0.50
1:E5:90:GLU:OE2	1:F5:280:LYS:HD3	2.11	0.50
2:F6:10:GLY:O	2:F6:14:ASN:ND2	2.44	0.50

Continued on next page...

Continued from previous page...

Atom-1	Atom-2	Interatomic distance (Å)	Clash overlap (Å)
2:F6:58:LYS:HE3	2:G5:280:GLN:HG2	1.92	0.50
2:G1:58:LYS:HD3	2:H1:280:GLN:O	2.11	0.50
2:G3:51:TYR:O	2:G3:62:ARG:NH2	2.44	0.50
2:H5:237:THR:O	2:H5:241:ARG:NH1	2.44	0.50
2:I5:60:VAL:CB	1:J5:283:HIS:O	2.59	0.50
2:J2:83:GLN:O	2:K1:281:TYR:CZ	2.63	0.50
2:K1:85:PHE:N	2:L1:281:TYR:CE1	2.76	0.50
1:K4:87:PHE:HA	1:L4:283:HIS:CD2	2.46	0.50
2:K5:248:ALA:HA	2:K5:252:LYS:HD2	1.93	0.50
2:L1:58:LYS:HD3	2:M1:280:GLN:CA	2.40	0.50
2:N1:85:PHE:O	2:O1:281:TYR:CZ	2.64	0.50
2:N1:86:ARG:NH2	2:O1:282:ARG:CZ	2.70	0.50
2:O3:100:ASN:HB3	2:O3:103:LYS:HB2	1.92	0.50
2:O5:249:ASP:CG	1:O6:98:ASP:OD2	2.55	0.50
2:Q2:60:VAL:CG1	2:R2:281:TYR:CB	2.83	0.50
2:Q2:323:MET:CE	1:Q3:224:TYR:CG	2.94	0.50
1:Q3:348:PRO:HG3	2:Q4:384:GLN:HG2	1.91	0.50
1:Q5:3:GLU:HA	1:Q5:51:THR:HG23	1.94	0.50
1:Q5:12:ALA:CA	8:Q5:501:GTP:C8	2.89	0.50
1:R1:268:PRO:HA	1:R1:380:ASN:HA	1.92	0.50
2:R2:87:PRO:HG3	2:S2:278:SER:N	2.25	0.50
2:R2:344:TRP:CE3	1:R3:401:LYS:HB2	2.46	0.50
2:R4:161:ASP:O	2:R4:162:ARG:NE	2.41	0.50
2:R4:252:LYS:HD3	1:R5:101:ASN:OD1	2.12	0.50
1:S1:89:PRO:HG2	1:T1:280:LYS:HG3	1.94	0.50
1:S5:5:ILE:HD13	1:S5:64:ARG:HD3	1.93	0.50
2:S6:17:GLY:HA2	2:S6:20:PHE:HB3	1.93	0.50
2:T4:60:VAL:HG11	2:U4:281:TYR:CA	2.41	0.50
2:U6:87:PRO:CG	2:V5:278:SER:HB2	2.39	0.50
2:U6:263:LEU:HG	2:U6:422:TYR:HE1	1.75	0.50
5:1B:112:ARG:HE	5:1B:195:ASP:HA	1.75	0.50
5:1C:72:ALA:CA	5:1D:117:MET:HE1	2.41	0.50
5:1E:156:GLU:CD	5:1E:156:GLU:H	2.18	0.50
5:3E:36:ARG:NH2	5:3F:121:ARG:NH1	2.59	0.50
5:3J:46:ARG:HD3	5:3J:166:PHE:CD1	2.47	0.50
5:3I:11:MET:HB2	5:3I:191:SER:HB3	1.94	0.50
5:7B:109:SER:HB3	5:7B:112:ARG:HG3	1.92	0.50
5:7C:11:MET:HB2	5:7C:191:SER:HB3	1.93	0.50
5:6B:46:ARG:HD3	5:6B:166:PHE:CD1	2.46	0.50
5:5C:11:MET:HB2	5:5C:191:SER:HB3	1.93	0.50
1:B1:27:GLU:OE1	1:B1:243:ARG:NH1	2.43	0.50

Continued on next page...

Continued from previous page...

Atom-1	Atom-2	Interatomic distance (Å)	Clash overlap (Å)
2:C0:86:ARG:CG	2:D0:281:TYR:HB2	2.34	0.50
1:C3:90:GLU:CG	1:D3:280:LYS:HZ1	2.21	0.50
1:C3:147:SER:OG	1:C3:190:THR:OG1	2.27	0.50
1:D1:60:LYS:CE	1:E1:283:HIS:CD2	2.94	0.50
2:D4:165:ASN:ND2	2:D4:198:GLU:OE1	2.44	0.50
2:D6:86:ARG:HG3	2:D6:88:ASP:H	1.75	0.50
2:D6:86:ARG:HH21	2:D6:87:PRO:HD2	1.76	0.50
2:E2:259:PRO:HG2	2:E2:263:LEU:HD12	1.93	0.50
2:F4:380:ARG:HA	2:F4:383:GLU:HG2	1.93	0.50
1:H2:89:PRO:HB2	1:I2:280:LYS:HZ2	1.76	0.50
2:H3:87:PRO:CD	2:I3:278:SER:OG	2.46	0.50
2:I3:137:HIS:O	2:I3:168:SER:HA	2.12	0.50
2:K1:87:PRO:HG2	2:L1:278:SER:N	2.26	0.50
2:K1:245:GLN:O	1:K2:11:GLN:NE2	2.43	0.50
2:K3:48:ASN:O	2:K3:62:ARG:NH2	2.45	0.50
1:N2:260:VAL:HG11	2:N3:397:TRP:HZ2	1.76	0.50
2:O3:129:CYS:CB	1:O4:96:LYS:CG	2.90	0.50
2:P1:87:PRO:HG2	2:Q0:277:GLY:C	2.36	0.50
1:P2:280:LYS:NZ	1:P2:284:GLU:OE1	2.44	0.50
1:P2:349:THR:HG23	2:P3:384:GLN:CD	2.36	0.50
1:P4:62:VAL:HG21	1:Q3:283:HIS:CA	2.39	0.50
2:Q0:86:ARG:CZ	2:R0:281:TYR:O	2.58	0.50
2:Q0:105:HIS:CD2	2:Q0:150:LEU:HD12	2.46	0.50
1:R1:244:PHE:HB2	1:R1:356:ASN:HD21	1.76	0.50
1:R1:248:LEU:HD13	2:R2:11:GLN:OE1	2.11	0.50
2:R6:138:SER:OG	9:R6:501:GDP:C4'	2.58	0.50
1:S1:258:ASN:O	2:S2:179:VAL:CG2	2.60	0.50
2:S2:101:TRP:HB2	2:S2:184:ASN:HA	1.93	0.50
2:S6:173:PRO:HB3	2:S6:380:ARG:HD2	1.93	0.50
2:S6:330:MET:HE2	2:S6:349:VAL:HG11	1.92	0.50
1:T3:31:GLN:HE22	5:6A:195:ASP:C	2.20	0.50
2:U0:324:LYS:CG	1:U1:210:TYR:CD1	2.94	0.50
2:U0:350:LYS:HA	1:U1:179:THR:O	2.12	0.50
2:U4:323:MET:SD	1:U5:224:TYR:CE2	3.04	0.50
1:U5:146:GLY:HA3	8:U5:501:GTP:O2B	2.11	0.50
2:V1:141:GLY:CA	9:V1:501:GDP:PB	2.74	0.50
1:V2:27:GLU:OE1	1:V2:243:ARG:NH1	2.41	0.50
2:V3:346:PRO:HD2	1:V4:398:MET:HG3	1.93	0.50
1:V4:5:ILE:HG12	1:V4:132:LEU:HD11	1.94	0.50
1:V4:60:LYS:CD	1:W4:283:HIS:CD2	2.93	0.50
2:W1:64:VAL:HG21	2:W1:120:VAL:HG22	1.92	0.50

Continued on next page...

Continued from previous page...

Atom-1	Atom-2	Interatomic distance (Å)	Clash overlap (Å)
1:W6:116:ASP:HB3	3:X3:6:PHE:HE2	1.77	0.50
5:1B:36:ARG:HH22	5:1B:72:ALA:HB3	1.75	0.50
5:1D:46:ARG:HD3	5:1D:166:PHE:CD1	2.47	0.50
5:2C:46:ARG:HD3	5:2C:166:PHE:CD1	2.47	0.50
5:3I:46:ARG:HD3	5:3I:166:PHE:CD1	2.47	0.50
5:4I:46:ARG:HD3	5:4I:166:PHE:CD1	2.47	0.50
1:B3:90:GLU:N	1:C3:280:LYS:CD	2.75	0.50
2:B4:54:ALA:HA	2:C4:283:ALA:HA	1.91	0.50
1:C3:89:PRO:HG3	1:D3:279:GLU:CD	2.37	0.50
1:C3:244:PHE:HB2	1:C3:356:ASN:HD21	1.77	0.50
2:D0:54:ALA:N	2:E0:283:ALA:HB2	2.20	0.50
2:D0:58:LYS:HE2	2:E0:281:TYR:HD2	1.63	0.50
1:D1:128:GLN:HG2	1:E1:290:GLU:HG2	1.90	0.50
1:D1:311:LYS:NZ	1:D1:436:GLY:O	2.41	0.50
1:D5:206:ASN:OD1	8:D5:501:GTP:N2	2.38	0.50
2:D6:1:MET:HE1	2:D6:2:ARG:HH21	1.76	0.50
2:F0:27:GLU:OE2	2:F0:241:ARG:NH2	2.43	0.50
2:F0:33:THR:O	2:F0:58:LYS:NZ	2.38	0.50
1:F1:2:ARG:NE	1:F1:242:LEU:O	2.43	0.50
1:F5:90:GLU:OE2	1:G4:280:LYS:HE3	2.11	0.50
1:H0:33:ASP:O	1:H0:60:LYS:NZ	2.44	0.50
1:H0:62:VAL:CG1	1:I0:283:HIS:O	2.60	0.50
2:H3:213:ARG:HG2	2:H3:297:LYS:HD2	1.93	0.50
1:I0:87:PHE:O	2:J0:281:TYR:CE2	2.64	0.50
2:J6:117:LEU:HA	2:J6:120:VAL:HG12	1.92	0.50
2:L1:84:ILE:O	2:M1:281:TYR:CD1	2.53	0.50
1:N2:62:VAL:CG1	1:O2:283:HIS:HB3	2.42	0.50
1:N2:90:GLU:N	1:O2:280:LYS:CD	2.72	0.50
1:N2:123:ARG:HH11	1:O2:297:GLU:HG2	1.71	0.50
1:N2:325:PRO:CG	2:N3:222:TYR:CE1	2.94	0.50
2:N3:85:PHE:O	2:O3:281:TYR:CE2	2.65	0.50
2:O5:409:THR:HG22	6:9A:600:ILE:O	2.11	0.50
1:P2:248:LEU:CD1	2:P3:222:TYR:CE2	2.67	0.50
2:P3:331:LEU:HD13	1:P4:176:GLN:C	2.36	0.50
2:P5:259:PRO:HA	1:P6:404:PHE:HA	1.92	0.50
2:P5:346:PRO:CG	1:P6:394:LYS:CG	2.84	0.50
1:P6:304:LYS:O	1:P6:390:ARG:NH2	2.43	0.50
2:Q0:246:LEU:HD11	8:Q1:501:GTP:C3'	2.41	0.50
1:Q1:254:GLU:CB	2:Q2:98:GLY:HA2	2.41	0.50
1:R1:439:SER:OG	2:R2:390:ARG:NH1	2.45	0.50
1:R3:62:VAL:CG2	1:S3:283:HIS:C	2.56	0.50

Continued on next page...

Continued from previous page...

Atom-1	Atom-2	Interatomic distance (Å)	Clash overlap (Å)
2:R4:10:GLY:HA3	9:R4:501:GDP:O2B	2.12	0.50
2:R4:252:LYS:CD	1:R5:101:ASN:OD1	2.59	0.50
2:S0:54:ALA:HA	2:T0:283:ALA:CB	2.42	0.50
1:S3:88:HIS:NE2	1:T3:284:GLU:HB2	2.26	0.50
2:T4:60:VAL:HG11	2:U4:281:TYR:O	2.11	0.50
1:T5:180:ALA:HB3	1:T5:183:GLU:HB2	1.93	0.50
2:T6:143:THR:HB	9:T6:501:GDP:PB	2.51	0.50
1:U1:89:PRO:CG	1:V0:280:LYS:HZ2	2.23	0.50
1:V0:258:ASN:O	2:V1:179:VAL:HG11	2.11	0.50
1:V4:89:PRO:HD2	1:W4:280:LYS:CB	2.40	0.50
1:W2:27:GLU:OE2	1:W2:243:ARG:NH1	2.43	0.50
5:2D:36:ARG:HH22	5:2D:72:ALA:HB3	1.75	0.50
5:2D:46:ARG:HD3	5:2D:166:PHE:CD1	2.46	0.50
5:2F:46:ARG:HD3	5:2F:166:PHE:CD1	2.46	0.50
5:4I:11:MET:HB2	5:4I:191:SER:HB3	1.94	0.50
5:2J:192:ILE:HD12	5:2J:198:PHE:CD1	2.44	0.50
5:7A:46:ARG:HD3	5:7A:166:PHE:CD1	2.47	0.50
5:6B:192:ILE:HG21	5:6B:198:PHE:HB2	1.94	0.50
5:2G:113:LYS:HA	5:2G:116:ILE:HD12	1.94	0.50
1:A4:283:HIS:ND1	1:M4:60:LYS:CE	2.69	0.50
1:A4:434:GLU:HB2	3:X2:100:ARG:NH2	2.24	0.50
1:B1:88:HIS:CD2	1:C1:280:LYS:HB3	2.47	0.50
1:B3:90:GLU:H	1:C3:280:LYS:HD2	1.77	0.50
2:B4:86:ARG:CZ	2:C4:282:ARG:HG3	2.38	0.50
1:B5:286:LEU:O	1:B5:373:ARG:NH1	2.45	0.50
1:C5:88:HIS:ND1	1:D5:284:GLU:HB2	2.27	0.50
1:D1:75:ILE:HG23	1:D1:92:LEU:HD23	1.94	0.50
1:D5:72:PRO:HB3	1:D5:94:THR:HG23	1.93	0.50
2:E0:51:TYR:HB3	2:E0:59:TYR:HB3	1.93	0.50
1:F1:60:LYS:CD	1:G0:282:TYR:CE1	2.94	0.50
2:F4:156:ARG:NH1	2:F4:160:PRO:O	2.45	0.50
1:F5:87:PHE:O	1:G4:283:HIS:CD2	2.65	0.50
1:G0:60:LYS:HD3	1:H0:283:HIS:N	2.20	0.50
1:G0:89:PRO:CG	1:H0:280:LYS:HD3	2.38	0.50
1:H4:362:VAL:HG13	5:2H:197:TYR:CZ	2.47	0.50
2:I1:86:ARG:NE	1:J1:284:GLU:HG3	2.26	0.50
1:I6:89:PRO:CD	2:J6:278:SER:CB	2.85	0.50
1:I6:141:PHE:HB2	1:I6:173:PRO:HD3	1.94	0.50
2:J2:186:THR:HA	2:J2:415:MET:HE1	1.94	0.50
1:J3:289:ALA:O	1:J3:293:ASN:ND2	2.44	0.50
2:J6:39:ASP:OD1	2:J6:39:ASP:N	2.43	0.50

Continued on next page...

Continued from previous page...

Atom-1	Atom-2	Interatomic distance (Å)	Clash overlap (Å)
2:K5:87:PRO:CG	2:L5:278:SER:N	2.55	0.50
1:L0:60:LYS:CE	1:M0:282:TYR:CA	2.86	0.50
2:L1:86:ARG:HB2	2:M1:281:TYR:CB	2.29	0.50
1:M0:364:PRO:HG3	5:3D:197:TYR:CG	2.46	0.50
2:M3:318:ARG:HB2	2:M3:364:SER:HB3	1.93	0.50
1:N2:123:ARG:HH12	1:O2:297:GLU:CG	2.18	0.50
2:N3:128:ASP:OD1	1:N4:96:LYS:HE2	2.11	0.50
1:N6:27:GLU:OE1	1:N6:243:ARG:NH1	2.41	0.50
2:Q2:85:PHE:O	2:R2:281:TYR:CZ	2.65	0.50
2:Q2:392:LYS:CG	6:9B:519:TRP:CE2	2.89	0.50
2:Q4:122:LYS:HB3	2:R4:291:GLN:CD	2.35	0.50
2:R2:236:VAL:HG13	2:R2:237:THR:HG23	1.94	0.50
2:R6:1:MET:HE2	2:R6:46:ARG:HD2	1.93	0.50
2:S2:15:GLN:O	2:S2:226:ASN:ND2	2.45	0.50
1:S5:257:THR:HG21	2:S6:100:ASN:OD1	2.11	0.50
2:S6:169:VAL:HG11	9:S6:501:GDP:H1'	1.94	0.50
2:T2:60:VAL:CG1	2:U2:281:TYR:HA	2.42	0.50
2:U2:129:CYS:HB3	1:U3:96:LYS:HD2	1.92	0.50
2:U4:135:LEU:HB3	2:U4:166:THR:HG22	1.92	0.50
1:U5:60:LYS:HZ2	1:V4:283:HIS:CD2	2.28	0.50
2:V1:58:LYS:NZ	2:W1:280:GLN:HB2	2.22	0.50
2:V1:272:PRO:CG	2:V1:364:SER:HA	2.42	0.50
1:V2:143:GLY:HA3	8:V2:501:GTP:O2B	2.11	0.50
1:V4:259:LEU:HD11	1:V4:316:CYS:HB2	1.92	0.50
2:V5:127:CYS:SG	2:V5:128:ASP:N	2.84	0.50
1:W0:60:LYS:NZ	1:W0:85:GLN:O	2.36	0.50
1:W2:116:ASP:CB	3:X1:6:PHE:HE2	2.21	0.50
2:W3:121:ARG:CD	3:X2:43:GLN:C	2.77	0.50
2:W5:121:ARG:NE	3:X3:43:GLN:HE21	2.09	0.50
1:W6:172:TYR:N	1:W6:204:VAL:O	2.43	0.50
3:X2:74:PRO:HD2	3:X2:169:ASP:HA	1.93	0.50
5:1F:36:ARG:NH2	5:1G:121:ARG:HH12	2.09	0.50
5:1F:46:ARG:HD3	5:1F:166:PHE:CD1	2.47	0.50
5:3E:46:ARG:HD3	5:3E:166:PHE:CD1	2.47	0.50
5:3G:46:ARG:HD3	5:3G:166:PHE:CD1	2.46	0.50
5:3J:36:ARG:HH22	5:3J:72:ALA:HB3	1.75	0.50
6:9B:532:ARG:HA	6:9B:535:ARG:HD2	1.92	0.50
5:7C:46:ARG:HD3	5:7C:166:PHE:CD1	2.47	0.50
5:6D:46:ARG:HD3	5:6D:166:PHE:CD1	2.46	0.50
1:A2:434:GLU:HG3	3:X1:100:ARG:CD	2.40	0.50
1:A6:211:ASP:OD1	1:A6:214:ARG:NH2	2.44	0.50

Continued on next page...

Continued from previous page...

Atom-1	Atom-2	Interatomic distance (Å)	Clash overlap (Å)
1:A6:423:GLU:HB2	3:X3:104:ARG:CD	2.42	0.50
1:C3:122:ILE:HG21	1:C3:157:LEU:HD11	1.93	0.50
1:E3:53:PHE:HB3	1:E3:61:HIS:HB3	1.92	0.50
2:E6:60:VAL:CG2	2:F6:281:TYR:HB3	2.36	0.50
2:E6:122:LYS:HZ3	2:F6:291:GLN:NE2	2.06	0.50
1:F5:90:GLU:HG3	1:G4:280:LYS:CD	2.41	0.50
2:F6:84:ILE:CA	2:G5:281:TYR:CE1	2.95	0.50
2:G1:134:GLN:HG2	2:G1:165:ASN:HB3	1.92	0.50
1:H0:366:GLY:H	5:4H:6:ARG:HH22	1.60	0.50
1:I6:251:ASP:HB3	1:I6:254:GLU:HG3	1.92	0.50
1:I6:385:ALA:HB2	1:I6:432:TYR:HD2	1.76	0.50
1:J3:64:ARG:NH1	1:J3:129:CYS:SG	2.85	0.50
2:J6:48:ASN:O	2:J6:62:ARG:NH2	2.45	0.50
1:M2:417:GLU:HA	1:M2:420:GLU:HG2	1.94	0.50
1:N2:53:PHE:HB3	1:N2:61:HIS:HB3	1.94	0.50
1:N6:254:GLU:O	1:N6:258:ASN:ND2	2.45	0.50
2:O5:10:GLY:C	9:O5:501:GDP:O1B	2.55	0.50
2:P1:272:PRO:HG3	2:P1:364:SER:HA	1.94	0.50
1:P4:440:VAL:HB	6:9A:569:ALA:HB1	1.94	0.50
2:Q2:386:THR:C	6:9B:526:TYR:OH	2.49	0.50
2:Q2:390:ARG:HH11	6:9B:526:TYR:HB3	1.74	0.50
2:R6:10:GLY:O	2:R6:14:ASN:ND2	2.45	0.50
1:S3:320:ARG:HD3	1:S3:360:PRO:HG3	1.93	0.50
1:S5:85:GLN:NE2	1:T5:279:GLU:OE1	2.45	0.50
2:T0:256:ASN:OD1	1:T1:182:VAL:HG22	2.12	0.50
1:T3:2:ARG:NH2	2:T4:70:PRO:CD	2.71	0.50
2:V3:2:ARG:CZ	1:V4:72:PRO:HD2	2.42	0.50
2:V5:87:PRO:HD3	2:W5:281:TYR:CD2	2.46	0.50
2:W5:276:ARG:CZ	7:8C:325:LEU:HD22	2.24	0.50
5:1E:46:ARG:HD3	5:1E:166:PHE:CD1	2.47	0.50
5:3I:192:ILE:HD12	5:3I:198:PHE:CD1	2.47	0.50
5:7B:36:ARG:HH22	5:7B:72:ALA:HB3	1.76	0.50
5:7D:36:ARG:HH22	5:7D:72:ALA:HB3	1.75	0.50
5:6C:11:MET:HB2	5:6C:191:SER:HB3	1.93	0.50
5:5B:46:ARG:HD3	5:5B:166:PHE:CD1	2.47	0.50
5:1G:46:ARG:HD3	5:1G:166:PHE:CD1	2.47	0.50
2:A3:54:ALA:C	2:B2:283:ALA:CB	2.81	0.50
2:B2:54:ALA:HA	2:C2:283:ALA:HA	1.94	0.50
2:C2:203:ASP:OD1	2:C2:204:ASN:N	2.45	0.50
1:D1:251:ASP:HB2	1:D1:254:GLU:HG3	1.94	0.50
1:D5:60:LYS:NZ	1:E5:283:HIS:CD2	2.80	0.50

Continued on next page...

Continued from previous page...

Atom-1	Atom-2	Interatomic distance (Å)	Clash overlap (Å)
1:E1:241:SER:OG	1:E1:250:VAL:O	2.28	0.50
2:F0:138:SER:HA	2:F0:169:VAL:HB	1.94	0.50
2:F6:139:LEU:HA	2:F6:145:SER:HB3	1.94	0.50
1:G2:26:LEU:HD13	5:3I:196:VAL:HG12	1.92	0.50
1:G2:174:ALA:HB1	1:G2:207:GLU:HB2	1.94	0.50
2:G3:132:GLY:HA3	2:G3:163:ILE:HG22	1.93	0.50
1:H0:26:LEU:HG	5:4H:197:TYR:N	2.27	0.50
1:H2:89:PRO:HG2	1:I2:280:LYS:CA	2.42	0.50
2:H3:412:GLU:OE2	2:H3:416:ASN:ND2	2.44	0.50
1:H4:254:GLU:O	1:H4:258:ASN:ND2	2.45	0.50
1:H4:297:GLU:OE1	1:H4:300:ASN:ND2	2.43	0.50
1:I0:79:ARG:NH2	1:I0:92:LEU:O	2.44	0.50
2:I3:306:ARG:HA	2:I3:340:TYR:HE2	1.76	0.50
1:I4:124:LYS:NZ	2:J4:291:GLN:HE22	1.82	0.50
1:I6:86:LEU:O	2:J6:281:TYR:CE2	2.65	0.50
1:J3:363:VAL:CA	5:2G:197:TYR:CE1	2.91	0.50
1:L2:62:VAL:HG22	1:M2:283:HIS:HA	1.90	0.50
1:M4:15:GLN:O	1:M4:228:ASN:ND2	2.45	0.50
1:N0:40:LYS:HE2	4:Y0:255:LYS:HZ1	1.75	0.50
1:N4:325:PRO:HB3	2:N5:222:TYR:OH	2.11	0.50
2:N5:246:LEU:HB2	2:N5:323:MET:HE1	1.94	0.50
1:O0:357:TYR:OH	4:Y0:203:THR:N	2.35	0.50
1:O2:262:TYR:C	2:O3:396:HIS:CE1	2.89	0.50
2:O5:249:ASP:OD2	1:O6:98:ASP:OD1	2.30	0.50
1:O6:12:ALA:HB1	8:O6:501:GTP:N7	2.15	0.50
1:O6:56:THR:HG23	1:P6:285:GLN:HA	1.94	0.50
1:O6:171:ILE:HD13	1:O6:204:VAL:HG23	1.93	0.50
2:P1:286:VAL:HB	2:P1:325:GLU:HG2	1.94	0.50
2:P5:251:ARG:HB3	1:P6:100:ALA:CB	2.41	0.50
2:P5:272:PRO:HG2	2:P5:361:LEU:HD21	1.94	0.50
1:P6:71:GLU:HB3	1:P6:98:ASP:HB3	1.93	0.50
1:P6:286:LEU:O	1:P6:373:ARG:NH2	2.40	0.50
2:Q0:46:ARG:HH22	1:Q1:76:ASP:CB	2.25	0.50
1:Q3:263:PRO:HG3	2:Q4:396:HIS:CD2	2.45	0.50
1:Q5:27:GLU:OE1	1:Q5:243:ARG:NH1	2.36	0.50
1:R5:151:SER:HA	1:R5:193:THR:HG21	1.93	0.50
1:R5:260:VAL:HB	2:R6:397:TRP:HZ2	1.77	0.50
2:S0:350:LYS:HG2	1:S1:180:ALA:HA	1.94	0.50
2:S2:199:THR:OG1	2:S2:264:HIS:O	2.22	0.50
2:S4:406:MET:HE3	6:9A:425:ARG:C	2.37	0.50
2:S4:406:MET:O	6:9A:429:TYR:HE1	1.89	0.50

Continued on next page...

Continued from previous page...

Atom-1	Atom-2	Interatomic distance (Å)	Clash overlap (Å)
2:S6:132:GLY:HA3	2:S6:163:ILE:HG22	1.93	0.50
2:T0:58:LYS:NZ	2:U0:280:GLN:CG	2.71	0.50
1:T1:311:LYS:H	1:T1:382:THR:HG1	1.54	0.50
1:T1:348:PRO:HD2	2:T2:388:MET:HG3	1.94	0.50
1:T3:254:GLU:CG	2:T4:98:GLY:HA2	2.38	0.50
2:U2:125:GLU:HB2	2:V1:336:LYS:CD	2.41	0.50
2:U2:309:ARG:H	2:U2:372:THR:HB	1.77	0.50
1:V2:257:THR:HA	2:V3:397:TRP:NE1	2.26	0.50
2:W1:259:PRO:HB3	1:W2:404:PHE:CE1	2.46	0.50
5:1B:46:ARG:HD3	5:1B:166:PHE:CD1	2.47	0.50
5:1E:46:ARG:CZ	5:1E:166:PHE:HB3	2.42	0.50
5:2C:77:LYS:CE	5:2D:89:LYS:HZ1	2.16	0.50
5:3G:8:ASP:OD1	5:3G:38:SER:OG	2.29	0.50
5:3G:46:ARG:CZ	5:3G:166:PHE:HB3	2.42	0.50
5:3H:46:ARG:CZ	5:3H:166:PHE:HB3	2.42	0.50
5:3H:77:LYS:HD3	5:3I:89:LYS:CD	2.42	0.50
6:9B:452:GLU:HA	6:9B:455:ARG:HD2	1.92	0.50
5:4I:192:ILE:HD12	5:4I:198:PHE:CD1	2.47	0.50
5:4H:46:ARG:CZ	5:4H:166:PHE:HB3	2.42	0.50
5:6C:36:ARG:HH22	5:6C:72:ALA:HB3	1.75	0.50
5:6D:36:ARG:HH22	5:6D:72:ALA:HB3	1.75	0.50
5:6D:46:ARG:CZ	5:6D:166:PHE:HB3	2.42	0.50
5:5A:46:ARG:HD3	5:5A:166:PHE:CD1	2.47	0.50
5:2G:46:ARG:HD3	5:2G:166:PHE:CD1	2.46	0.50
5:1G:46:ARG:CZ	5:1G:166:PHE:HB3	2.42	0.50
2:A1:405:GLU:OE1	3:X0:97:LYS:HE3	2.11	0.50
1:A2:263:PRO:HG2	3:X1:116:PRO:HG3	1.93	0.50
1:A2:284:GLU:HB2	1:M2:88:HIS:HE2	1.77	0.50
2:A5:55:THR:HB	2:B4:283:ALA:HA	1.94	0.50
2:A5:284:LEU:H	2:M5:55:THR:HG23	1.75	0.50
1:B1:103:TYR:HB3	1:B1:408:TYR:HE2	1.77	0.50
2:B2:39:ASP:OD2	2:B2:39:ASP:N	2.44	0.50
2:B4:86:ARG:HH12	2:C4:282:ARG:CG	2.00	0.50
1:C3:259:LEU:HD23	1:C3:268:PRO:HG2	1.92	0.50
1:D3:3:GLU:HA	1:D3:51:THR:HG23	1.93	0.50
1:D3:206:ASN:ND2	8:D3:501:GTP:O2'	2.44	0.50
2:E6:112:LEU:HD23	2:E6:147:MET:HE2	1.94	0.50
2:G1:52:ASN:OD1	2:G1:62:ARG:NH2	2.45	0.50
2:G1:421:GLU:O	2:G1:424:GLN:NE2	2.45	0.50
2:G3:67:ASP:OD2	2:G3:72:THR:OG1	2.28	0.50
2:G5:139:LEU:HB2	2:G5:171:PRO:HD3	1.94	0.50

Continued on next page...

Continued from previous page...

Atom-1	Atom-2	Interatomic distance (Å)	Clash overlap (Å)
1:H2:311:LYS:H	1:H2:382:THR:HG1	1.56	0.50
2:J0:51:TYR:HB3	2:J0:59:TYR:HB3	1.93	0.50
2:J4:73:MET:HE3	2:J4:92:PHE:HB3	1.94	0.50
1:J5:56:THR:HG23	1:K4:285:GLN:HA	1.94	0.50
2:J6:260:PHE:HB2	2:J6:263:LEU:HG	1.93	0.50
1:K4:176:GLN:NE2	1:K4:207:GLU:OE2	2.45	0.50
2:K5:122:LYS:CG	2:L5:291:GLN:NE2	2.74	0.50
2:K5:253:LEU:O	2:K5:257:MET:HB2	2.12	0.50
2:N1:54:ALA:HA	2:O1:283:ALA:CA	2.42	0.50
1:N6:108:TYR:HA	1:N6:112:LYS:HE2	1.94	0.50
1:O4:371:VAL:HG12	1:O4:373:ARG:H	1.76	0.50
2:O5:12:CYS:SG	9:O5:501:GDP:C1'	3.00	0.50
2:O5:58:LYS:NZ	2:P5:280:GLN:HB2	2.26	0.50
2:P5:178:THR:HB	2:P5:181:GLU:HB2	1.94	0.50
2:Q2:255:VAL:HB	1:Q3:100:ALA:O	2.12	0.50
1:Q3:50:ASN:O	1:Q3:64:ARG:NH1	2.45	0.50
1:Q5:10:GLY:HA2	8:Q5:501:GTP:O1B	1.99	0.50
2:R0:8:GLN:NE2	2:R0:136:THR:O	2.45	0.50
2:R4:1:MET:HA	1:R5:96:LYS:HZ3	1.74	0.50
1:R5:137:VAL:HG11	1:R5:154:MET:HE1	1.93	0.50
2:S0:60:VAL:HG11	2:T0:281:TYR:CB	2.40	0.50
1:S3:326:LYS:CG	2:S4:212:PHE:CZ	2.82	0.50
1:T3:185:TYR:HA	1:T3:395:PHE:HE2	1.75	0.50
1:U1:60:LYS:NZ	1:V0:282:TYR:CE2	2.78	0.50
1:U1:237:SER:HA	1:U1:320:ARG:HH11	1.77	0.50
1:U5:274:PRO:HB2	1:U5:276:ILE:HG12	1.93	0.50
1:V0:260:VAL:O	2:V1:396:HIS:CE1	2.64	0.50
1:V2:124:LYS:CD	1:W2:290:GLU:CD	2.85	0.50
2:V3:46:ARG:HH21	1:V4:73:THR:HA	1.76	0.50
2:V3:323:MET:CE	1:V4:224:TYR:CE1	2.94	0.50
2:V3:351:THR:HG22	1:V4:179:THR:HA	1.94	0.50
2:W1:245:GLN:HB3	1:W2:224:TYR:HD2	1.76	0.50
3:X1:57:THR:HG23	3:X1:158:ALA:HB2	1.94	0.50
5:1F:46:ARG:CZ	5:1F:166:PHE:HB3	2.42	0.50
5:2B:46:ARG:NH2	5:2B:180:GLU:OE1	2.45	0.50
5:2B:72:ALA:HB2	5:2C:121:ARG:NH2	2.26	0.50
5:2E:46:ARG:CZ	5:2E:166:PHE:HB3	2.42	0.50
5:3F:46:ARG:CZ	5:3F:166:PHE:HB3	2.42	0.50
5:4J:46:ARG:HD3	5:4J:166:PHE:CD1	2.46	0.50
5:2H:46:ARG:HD3	5:2H:166:PHE:CD1	2.46	0.50
5:2I:36:ARG:HH22	5:2I:72:ALA:HB3	1.75	0.50

Continued on next page...

Continued from previous page...

Atom-1	Atom-2	Interatomic distance (Å)	Clash overlap (Å)
5:4I:89:LYS:CD	5:4H:77:LYS:HD3	2.42	0.50
5:6A:46:ARG:CZ	5:6A:166:PHE:HB3	2.42	0.50
5:2G:112:ARG:HD3	5:2G:195:ASP:HB3	1.94	0.50
5:1G:46:ARG:NH2	5:1G:180:GLU:OE1	2.45	0.50
5:1G:112:ARG:HD3	5:1G:195:ASP:HB3	1.94	0.50
2:A1:283:ALA:HB2	2:M1:54:ALA:N	2.19	0.50
1:A2:419:SER:O	3:X1:108:TYR:CZ	2.65	0.50
1:A6:89:PRO:CG	1:B5:280:LYS:HG2	2.42	0.50
1:A6:263:PRO:HB2	3:X3:116:PRO:HG3	1.94	0.50
2:B0:327:ASP:HB3	1:B1:177:VAL:HG13	1.93	0.50
2:C0:65:LEU:HD22	2:C0:90:PHE:HE2	1.76	0.50
2:C0:88:ASP:N	2:D0:278:SER:HB2	2.26	0.50
1:C1:370:LYS:NZ	5:2A:10:GLU:OE2	2.45	0.50
2:C4:60:VAL:CG1	2:D4:281:TYR:CA	2.89	0.50
2:D0:58:LYS:HZ1	2:E0:280:GLN:CD	2.20	0.50
2:D0:271:ALA:HB2	2:D0:298:ASN:ND2	2.27	0.50
1:H0:30:ILE:O	5:4H:196:VAL:CB	2.57	0.50
2:H5:364:SER:OG	2:H5:365:ALA:N	2.44	0.50
1:I4:104:ALA:HA	1:I4:108:TYR:HD2	1.76	0.50
2:K1:60:VAL:HG21	2:L1:281:TYR:O	2.12	0.50
2:L3:5:VAL:HG22	2:L3:62:ARG:HD2	1.94	0.50
2:L3:345:ILE:HG23	1:L4:398:MET:HE2	1.93	0.50
2:L5:256:ASN:CG	1:L6:180:ALA:HA	2.34	0.50
2:N3:271:ALA:HB3	2:N3:365:ALA:HB3	1.93	0.50
1:N6:87:PHE:C	1:O6:283:HIS:ND1	2.69	0.50
2:P3:267:MET:HE2	2:P3:301:ALA:HB3	1.94	0.50
2:Q0:274:THR:HB	2:Q0:282:ARG:HH12	1.77	0.50
1:Q1:5:ILE:HD12	1:Q1:125:LEU:HD23	1.94	0.50
1:Q1:353:VAL:HB	2:Q2:177:ASP:HB3	1.94	0.50
2:Q2:259:PRO:CA	1:Q3:404:PHE:CZ	2.94	0.50
2:Q2:405:GLU:O	6:9B:515:ALA:CA	2.60	0.50
1:Q3:55:GLU:O	1:R3:285:GLN:HG3	2.11	0.50
1:Q3:168:GLU:HB3	1:Q3:201:ALA:HA	1.93	0.50
2:R2:259:PRO:O	1:R3:406:HIS:HD2	1.94	0.50
2:R4:323:MET:CB	1:R5:210:TYR:OH	2.59	0.50
1:R5:12:ALA:HB1	8:R5:501:GTP:N9	2.26	0.50
1:R5:87:PHE:O	1:S5:283:HIS:CD2	2.64	0.50
2:S0:54:ALA:HA	2:T0:283:ALA:HB2	1.94	0.50
2:S4:406:MET:CA	6:9A:429:TYR:CG	2.78	0.50
2:T2:61:PRO:HD3	2:T2:84:ILE:HG22	1.94	0.50
2:T6:313:VAL:HB	2:T6:349:VAL:HG22	1.94	0.50

Continued on next page...

Continued from previous page...

Atom-1	Atom-2	Interatomic distance (Å)	Clash overlap (Å)
2:U0:190:HIS:CE1	2:U0:414:ASN:HD22	2.29	0.50
2:U0:331:LEU:HD11	1:U1:176:GLN:HB3	1.94	0.50
2:U4:12:CYS:SG	9:U4:501:GDP:C4	3.05	0.50
2:U4:248:ALA:HA	2:U4:252:LYS:HD2	1.94	0.50
2:U6:100:ASN:HB3	2:U6:103:LYS:HB2	1.94	0.50
1:V2:152:LEU:HA	1:V2:155:GLU:HG2	1.94	0.50
1:V2:295:CYS:O	1:V2:301:GLN:NE2	2.45	0.50
2:V3:161:ASP:O	2:V3:162:ARG:NE	2.45	0.50
5:2B:112:ARG:HB3	5:2B:198:PHE:CE2	2.43	0.50
5:2D:46:ARG:CZ	5:2D:166:PHE:HB3	2.42	0.50
5:2E:46:ARG:HD3	5:2E:166:PHE:CD1	2.47	0.50
5:2F:36:ARG:HH22	5:2F:72:ALA:HB3	1.75	0.50
5:3H:46:ARG:HD3	5:3H:166:PHE:CD1	2.46	0.50
5:4J:36:ARG:HH22	5:4J:72:ALA:HB3	1.75	0.50
6:9B:580:ASN:HA	6:9B:583:ARG:HD2	1.94	0.50
5:7B:192:ILE:HG21	5:7B:198:PHE:HB2	1.94	0.50
2:A1:54:ALA:CA	2:B0:283:ALA:CB	2.66	0.49
1:A2:283:HIS:C	1:M2:62:VAL:HG21	2.37	0.49
2:A5:292:GLN:O	2:A5:298:ASN:ND2	2.35	0.49
2:D2:198:GLU:HA	2:D2:266:PHE:HE2	1.76	0.49
2:F0:117:LEU:HA	2:F0:120:VAL:HG12	1.93	0.49
2:F4:14:ASN:O	2:F4:18:ALA:N	2.41	0.49
1:G2:141:PHE:HB2	1:G2:173:PRO:HD3	1.94	0.49
2:G3:14:ASN:HB3	2:G3:76:VAL:HG21	1.94	0.49
2:H1:122:LYS:HE2	2:I1:291:GLN:CG	2.30	0.49
2:H3:87:PRO:HG2	2:I3:278:SER:CB	2.40	0.49
1:H4:406:HIS:HA	1:H4:409:VAL:HG22	1.93	0.49
2:I5:60:VAL:HG21	1:J5:285:GLN:HE21	1.76	0.49
2:I5:85:PHE:C	1:J5:283:HIS:CG	2.85	0.49
1:J3:29:GLY:O	5:2G:196:VAL:HG22	2.10	0.49
2:J4:237:THR:HG22	2:J4:250:LEU:HD21	1.94	0.49
2:J6:58:LYS:HZ2	2:K5:280:GLN:CG	2.25	0.49
1:L2:79:ARG:HH12	1:L2:94:THR:HG21	1.77	0.49
2:M5:178:THR:HB	2:M5:181:GLU:HG3	1.93	0.49
1:N6:228:ASN:HA	8:N6:501:GTP:HN1	1.77	0.49
2:O5:54:ALA:HA	2:P5:283:ALA:N	2.26	0.49
1:Q5:88:HIS:HA	1:R5:283:HIS:ND1	2.27	0.49
1:R3:62:VAL:HG11	1:S3:283:HIS:HB3	1.94	0.49
1:R3:334:THR:HG22	1:R3:338:LYS:HE2	1.92	0.49
2:R4:259:PRO:HB3	1:R5:403:ALA:HB1	1.94	0.49
1:S1:203:MET:HE1	1:S1:267:PHE:HB3	1.93	0.49

Continued on next page...

Continued from previous page...

Atom-1	Atom-2	Interatomic distance (Å)	Clash overlap (Å)
2:S4:271:ALA:HB2	2:S4:293:MET:CE	2.39	0.49
2:S6:207:LEU:HB3	2:S6:225:LEU:HD22	1.93	0.49
2:T0:215:LEU:HB3	2:T0:217:LEU:HD13	1.93	0.49
2:T2:345:ILE:HG23	1:T3:398:MET:CE	2.18	0.49
2:T6:271:ALA:HB2	2:T6:293:MET:HG2	1.94	0.49
1:U5:60:LYS:CE	1:V4:282:TYR:CA	2.90	0.49
1:V0:104:ALA:HA	1:V0:108:TYR:HD2	1.77	0.49
2:V5:86:ARG:HH12	2:W5:282:ARG:HA	1.76	0.49
4:Y2:266:ILE:HG21	4:Y2:270:LEU:HD21	1.94	0.49
5:1A:87:PHE:HE1	5:1A:103:THR:HB	1.77	0.49
5:2E:11:MET:HB2	5:2E:191:SER:HB3	1.93	0.49
5:3E:46:ARG:CZ	5:3E:166:PHE:HB3	2.42	0.49
5:3F:46:ARG:HD3	5:3F:166:PHE:CD1	2.47	0.49
5:7A:46:ARG:CZ	5:7A:166:PHE:HB3	2.42	0.49
5:5D:36:ARG:HH22	5:5D:72:ALA:HB3	1.75	0.49
5:1G:113:LYS:HA	5:1G:116:ILE:HD12	1.94	0.49
1:A2:422:ARG:HH12	1:A2:426:ALA:HB2	1.76	0.49
2:A3:10:GLY:O	2:A3:14:ASN:ND2	2.44	0.49
1:A4:283:HIS:CG	1:M4:60:LYS:HZ1	2.29	0.49
1:A4:416:GLY:HA3	3:X2:108:TYR:HB2	1.94	0.49
2:B2:358:PRO:HG2	2:B2:361:LEU:HD23	1.94	0.49
1:B3:90:GLU:HG3	1:C3:280:LYS:CD	2.42	0.49
1:B5:295:CYS:O	1:B5:301:GLN:NE2	2.45	0.49
2:C2:55:THR:OG1	2:D2:284:LEU:HD12	2.10	0.49
2:C2:262:ARG:NH1	2:C2:421:GLU:OE1	2.45	0.49
2:F0:211:CYS:HA	2:F0:215:LEU:HB2	1.93	0.49
2:F4:313:VAL:HG13	2:F4:367:PHE:HE1	1.77	0.49
2:F4:320:ARG:HB2	5:2J:149:GLN:CD	2.32	0.49
1:F5:90:GLU:HG3	1:G4:280:LYS:HD3	1.94	0.49
1:G2:278:ALA:CB	5:3I:6:ARG:NH1	2.75	0.49
2:G5:11:GLN:HA	2:G5:72:THR:HG21	1.94	0.49
2:G5:136:THR:HA	2:G5:167:PHE:HB2	1.94	0.49
1:J1:217:LEU:HD23	1:J1:367:ASP:HB3	1.94	0.49
1:K0:87:PHE:O	1:L0:283:HIS:CD2	2.61	0.49
1:K2:309:HIS:HE1	1:N2:282:TYR:CB	2.06	0.49
2:K3:292:GLN:OE1	2:K3:298:ASN:ND2	2.45	0.49
2:L1:257:MET:HE1	2:L1:314:ALA:HB2	1.93	0.49
1:L2:89:PRO:HB2	1:M2:280:LYS:HG2	1.94	0.49
1:N4:26:LEU:HD23	1:N4:363:VAL:HG12	1.93	0.49
1:O4:128:GLN:CG	1:P4:290:GLU:OE2	2.59	0.49
1:P2:329:ASN:ND2	2:P3:175:VAL:CG1	2.75	0.49

Continued on next page...

Continued from previous page...

Atom-1	Atom-2	Interatomic distance (Å)	Clash overlap (Å)
2:P3:409:THR:H	6:9B:561:GLU:CG	2.25	0.49
2:P5:11:GLN:N	9:P5:501:GDP:O1B	2.46	0.49
2:P5:256:ASN:ND2	1:P6:101:ASN:OD1	2.39	0.49
2:Q0:274:THR:CB	2:Q0:282:ARG:HH12	2.24	0.49
1:Q1:60:LYS:HD2	1:R1:282:TYR:HB3	1.90	0.49
1:Q1:127:ASP:OD2	1:R1:293:ASN:ND2	2.45	0.49
2:Q2:389:PHE:CD2	6:9B:519:TRP:CE3	3.00	0.49
2:Q4:386:THR:CA	6:9A:522:LYS:CE	2.89	0.49
2:R2:267:MET:HE1	2:R2:305:PRO:HG3	1.93	0.49
1:R3:194:THR:O	1:R3:198:SER:HB3	2.12	0.49
2:R4:58:LYS:HD3	2:R4:60:VAL:HG13	1.94	0.49
2:S0:139:LEU:HA	2:S0:145:SER:HB3	1.93	0.49
2:S0:331:LEU:CD1	1:S1:176:GLN:HB2	2.41	0.49
1:S3:62:VAL:CG2	1:T3:283:HIS:CB	2.85	0.49
1:S5:326:LYS:HB2	2:S6:220:PRO:CG	2.42	0.49
1:T1:142:GLY:HA2	1:T1:183:GLU:HG3	1.94	0.49
1:T3:353:VAL:CG2	2:T4:177:ASP:CG	2.85	0.49
2:T4:293:MET:HE3	2:T4:367:PHE:HB2	1.94	0.49
2:U0:323:MET:HE2	1:U1:224:TYR:CE2	2.46	0.49
2:U0:345:ILE:HG23	1:U1:398:MET:CE	2.42	0.49
1:U1:89:PRO:HB3	1:V0:280:LYS:NZ	2.24	0.49
1:U1:115:ILE:HD11	1:U1:156:ARG:HG3	1.94	0.49
2:U2:54:ALA:CB	2:V1:282:ARG:C	2.85	0.49
1:V0:128:GLN:HB2	1:W0:290:GLU:HG2	1.93	0.49
2:V1:161:ASP:OD1	2:V1:161:ASP:N	2.46	0.49
1:V2:258:ASN:HD21	2:V3:180:VAL:CG2	2.25	0.49
1:V2:335:ILE:HG23	1:V2:341:ILE:HD13	1.95	0.49
2:V5:211:CYS:HA	2:V5:215:LEU:HB2	1.94	0.49
1:W4:90:GLU:OE2	3:X2:4:ASN:CG	2.54	0.49
1:W4:184:PRO:HG3	1:W4:394:LYS:HE2	1.94	0.49
2:W5:125:GLU:CB	3:X3:17:ILE:CG1	2.72	0.49
5:1D:46:ARG:CZ	5:1D:166:PHE:HB3	2.42	0.49
5:1E:87:PHE:HE1	5:1E:103:THR:HB	1.78	0.49
5:2E:36:ARG:HH22	5:2E:72:ALA:HB3	1.75	0.49
5:4J:192:ILE:HD12	5:4J:198:PHE:HD1	1.77	0.49
6:9A:425:ARG:HB3	6:9A:429:TYR:HE2	1.74	0.49
5:2I:46:ARG:HD3	5:2I:166:PHE:CD1	2.47	0.49
5:2I:87:PHE:HE1	5:2I:103:THR:HB	1.78	0.49
5:6B:46:ARG:CZ	5:6B:166:PHE:HB3	2.42	0.49
5:5B:109:SER:HB3	5:5B:112:ARG:HG3	1.92	0.49
1:A2:285:GLN:CG	1:M2:56:THR:HA	2.42	0.49

Continued on next page...

Continued from previous page...

Atom-1	Atom-2	Interatomic distance (Å)	Clash overlap (Å)
1:A2:419:SER:CB	3:X1:108:TYR:CZ	2.96	0.49
1:B3:264:ARG:NH1	1:B3:431:ASP:OD2	2.44	0.49
1:B3:282:TYR:CD1	5:1B:9:ARG:NH1	2.78	0.49
1:B5:87:PHE:C	1:C5:283:HIS:CD2	2.91	0.49
1:C1:79:ARG:NH1	1:C1:94:THR:OG1	2.40	0.49
1:C3:139:HIS:O	1:C3:170:SER:HA	2.12	0.49
1:C5:154:MET:HE1	1:C5:194:THR:HG22	1.95	0.49
1:D3:406:HIS:HA	1:D3:409:VAL:HG12	1.94	0.49
2:E4:135:LEU:HD23	2:E4:166:THR:HG22	1.93	0.49
1:E5:286:LEU:O	1:E5:373:ARG:NH1	2.36	0.49
1:F3:123:ARG:NH1	1:F3:127:ASP:OD2	2.45	0.49
2:F6:282:ARG:NH1	2:F6:292:GLN:OE1	2.46	0.49
1:H0:86:LEU:O	1:I0:283:HIS:CD2	2.59	0.49
2:H5:46:ARG:HB2	2:H5:241:ARG:HA	1.93	0.49
2:H5:309:ARG:NH1	2:H5:339:SER:O	2.46	0.49
2:I1:324:LYS:HB3	1:I2:222:PRO:HD2	1.94	0.49
1:I2:251:ASP:OD1	1:I2:252:LEU:N	2.44	0.49
2:J0:330:MET:HA	2:J0:333:VAL:HG12	1.92	0.49
1:J1:128:GLN:OE1	1:K0:290:GLU:CG	2.59	0.49
1:J1:195:LEU:HD13	1:J1:264:ARG:HH21	1.78	0.49
2:J2:139:LEU:HA	2:J2:145:SER:HB2	1.94	0.49
2:K5:55:THR:HB	2:L5:284:LEU:CB	2.42	0.49
1:L0:62:VAL:HG11	1:M0:283:HIS:HB3	1.94	0.49
1:N0:88:HIS:HD1	1:N0:90:GLU:H	1.59	0.49
2:N3:257:MET:HE1	2:N3:368:ILE:HG22	1.95	0.49
1:N6:127:ASP:HB3	1:O6:293:ASN:HD22	1.78	0.49
1:O6:89:PRO:HB2	1:P6:280:LYS:HD3	1.94	0.49
1:Q1:189:LEU:HD21	1:Q1:413:MET:HE1	1.95	0.49
2:Q2:405:GLU:O	6:9B:515:ALA:HA	2.12	0.49
2:R0:52:ASN:OD1	2:R0:62:ARG:NH2	2.45	0.49
1:R1:185:TYR:OH	1:R1:398:MET:O	2.30	0.49
1:R1:286:LEU:O	1:R1:373:ARG:NH1	2.45	0.49
1:R1:346:TRP:CZ3	2:R2:388:MET:HG3	2.47	0.49
2:S2:316:VAL:HB	2:S2:366:THR:HB	1.94	0.49
2:S4:324:LYS:HZ1	1:S5:222:PRO:HG2	1.76	0.49
1:S5:178:SER:OG	1:S5:183:GLU:OE1	2.29	0.49
1:T1:32:PRO:HD2	5:7A:199:ILE:HG22	1.93	0.49
2:T2:26:ASP:OD1	2:T2:359:ARG:NH2	2.40	0.49
2:T4:313:VAL:HB	2:T4:349:VAL:HG22	1.92	0.49
1:T5:56:THR:HB	1:U5:285:GLN:CB	2.42	0.49
2:T6:54:ALA:CA	2:U6:283:ALA:CB	2.70	0.49

Continued on next page...

Continued from previous page...

Atom-1	Atom-2	Interatomic distance (Å)	Clash overlap (Å)
2:U2:324:LYS:HG3	1:U3:210:TYR:CG	2.47	0.49
1:V0:258:ASN:ND2	2:V1:180:VAL:HG12	2.27	0.49
1:V2:124:LYS:CE	1:W2:290:GLU:CD	2.85	0.49
2:W3:256:ASN:HD21	1:W4:101:ASN:ND2	2.10	0.49
5:2B:188:VAL:O	5:2B:189:SER:C	2.55	0.49
5:2E:87:PHE:HE1	5:2E:103:THR:HB	1.78	0.49
5:3D:46:ARG:CZ	5:3D:166:PHE:HB3	2.42	0.49
5:3G:46:ARG:NH2	5:3G:180:GLU:OE1	2.45	0.49
5:4I:46:ARG:CZ	5:4I:166:PHE:HB3	2.42	0.49
5:6C:87:PHE:HE1	5:6C:103:THR:HB	1.78	0.49
5:5A:46:ARG:CZ	5:5A:166:PHE:HB3	2.42	0.49
5:5A:106:PRO:O	5:5A:108:MET:N	2.45	0.49
5:2G:46:ARG:NH2	5:2G:180:GLU:OE1	2.45	0.49
1:A0:326:LYS:NZ	1:A0:327:ASP:OD1	2.44	0.49
2:A1:271:ALA:HB3	2:A1:365:ALA:HB3	1.93	0.49
2:A1:272:PRO:HG3	2:A1:364:SER:HA	1.94	0.49
2:B2:236:VAL:HG22	2:B2:368:ILE:HD11	1.95	0.49
2:B2:262:ARG:NH1	2:B2:417:ASP:OD2	2.46	0.49
2:D0:63:ALA:O	2:D0:89:ASN:ND2	2.46	0.49
1:D1:98:ASP:OD1	1:D1:98:ASP:N	2.45	0.49
2:D2:1:MET:HE1	2:D2:46:ARG:HE	1.77	0.49
1:F3:53:PHE:HB3	1:F3:61:HIS:HB3	1.93	0.49
2:F4:60:VAL:HG12	2:G3:281:TYR:CD1	2.46	0.49
2:F4:238:THR:HG23	2:F4:242:PHE:HD2	1.77	0.49
1:F5:133:GLN:O	1:F5:165:SER:OG	2.30	0.49
1:F5:271:THR:OG1	1:F5:301:GLN:OE1	2.31	0.49
1:G0:123:ARG:HH12	1:H0:338:LYS:CE	2.24	0.49
2:G1:204:ASN:ND2	9:G1:501:GDP:N3	2.51	0.49
1:H2:402:ARG:NH1	1:H2:415:GLU:OE2	2.45	0.49
1:I6:297:GLU:O	1:I6:301:GLN:NE2	2.45	0.49
1:J5:427:ALA:CB	1:N4:339:ARG:NE	2.75	0.49
1:K2:85:GLN:C	1:L2:283:HIS:HE1	2.14	0.49
1:K2:417:GLU:HA	1:K2:420:GLU:HG2	1.95	0.49
1:K4:62:VAL:CG1	1:L4:283:HIS:HB3	2.40	0.49
1:L0:18:ASN:HD21	1:L0:78:VAL:HG22	1.77	0.49
2:L5:1:MET:SD	1:L6:72:PRO:CG	3.00	0.49
1:N0:180:ALA:HB3	1:N0:183:GLU:HB2	1.94	0.49
1:O2:357:TYR:CD2	4:Y1:202:ARG:NH1	2.80	0.49
2:O3:15:GLN:NE2	4:Y1:204:MET:CE	2.60	0.49
1:O4:348:PRO:HG2	2:O5:384:GLN:HG2	1.94	0.49
2:P1:54:ALA:CB	2:Q0:280:GLN:O	2.60	0.49

Continued on next page...

Continued from previous page...

Atom-1	Atom-2	Interatomic distance (Å)	Clash overlap (Å)
1:P2:261:PRO:O	2:P3:394:PHE:N	2.45	0.49
2:P5:86:ARG:HH21	2:Q4:278:SER:CA	2.03	0.49
1:Q3:12:ALA:HA	8:Q3:501:GTP:N7	2.27	0.49
2:R2:46:ARG:HH22	1:R3:76:ASP:CG	2.15	0.49
1:R3:260:VAL:O	2:R4:397:TRP:CZ2	2.65	0.49
1:R3:349:THR:HB	2:R4:176:SER:CB	2.42	0.49
2:R4:399:THR:OG1	2:R4:405:GLU:OE2	2.30	0.49
2:R4:405:GLU:HB2	6:9A:469:ALA:HA	0.52	0.49
1:R5:54:SER:CA	1:S5:285:GLN:HE22	2.22	0.49
2:R6:271:ALA:HB2	2:R6:293:MET:HG3	1.93	0.49
2:S2:60:VAL:CG1	2:T2:281:TYR:CG	2.94	0.49
2:S2:331:LEU:HB2	1:S3:177:VAL:HG12	1.94	0.49
2:T0:122:LYS:HG2	2:U0:291:GLN:HG3	1.94	0.49
2:T0:211:CYS:HA	2:T0:215:LEU:HB2	1.93	0.49
2:T0:344:TRP:C	1:T1:397:LEU:HG	2.37	0.49
1:T1:76:ASP:OD1	1:T1:79:ARG:NH1	2.45	0.49
1:T5:140:SER:HB2	8:T5:501:GTP:H4'	1.92	0.49
2:T6:272:PRO:HG2	2:T6:364:SER:HA	1.94	0.49
2:U4:55:THR:H	2:V3:282:ARG:C	2.20	0.49
2:U4:259:PRO:O	1:U5:406:HIS:CD2	2.64	0.49
1:V0:56:THR:HG22	1:W0:285:GLN:CA	2.40	0.49
1:V0:257:THR:O	2:V1:394:PHE:HD1	1.94	0.49
2:V1:139:LEU:HD12	2:V1:170:VAL:HG12	1.93	0.49
2:V3:7:LEU:HD21	2:V3:151:LEU:HD13	1.94	0.49
2:V3:87:PRO:HG2	2:W3:278:SER:N	2.25	0.49
1:V4:122:ILE:HD13	1:V4:157:LEU:HD11	1.94	0.49
2:W3:121:ARG:HD3	3:X2:43:GLN:HB3	1.87	0.49
5:1A:46:ARG:HD3	5:1A:166:PHE:CD1	2.47	0.49
5:1A:46:ARG:NH2	5:1A:180:GLU:OE1	2.45	0.49
5:2A:87:PHE:HE1	5:2A:103:THR:HB	1.78	0.49
5:2C:195:ASP:OD1	5:2C:195:ASP:N	2.45	0.49
5:2I:46:ARG:CZ	5:2I:166:PHE:HB3	2.42	0.49
5:4H:46:ARG:HD3	5:4H:166:PHE:CD1	2.47	0.49
5:7B:46:ARG:HD3	5:7B:166:PHE:CD1	2.47	0.49
5:7D:46:ARG:CZ	5:7D:166:PHE:HB3	2.42	0.49
5:6D:46:ARG:NH2	5:6D:180:GLU:OE1	2.45	0.49
5:5A:87:PHE:HE1	5:5A:103:THR:HB	1.77	0.49
5:5B:87:PHE:HE1	5:5B:103:THR:HB	1.77	0.49
1:A0:423:GLU:HG2	3:X0:104:ARG:HD3	1.94	0.49
1:A0:423:GLU:HG3	3:X0:104:ARG:CZ	2.43	0.49
2:A3:282:ARG:HH21	2:A3:288:GLU:HG2	1.78	0.49

Continued on next page...

Continued from previous page...

Atom-1	Atom-2	Interatomic distance (Å)	Clash overlap (Å)
1:A4:56:THR:CG2	1:B3:285:GLN:N	2.54	0.49
1:A6:264:ARG:HG2	3:X3:117:PHE:CD2	2.39	0.49
1:A6:419:SER:CB	3:X3:108:TYR:OH	2.40	0.49
2:B0:83:GLN:O	2:C0:281:TYR:CE1	2.65	0.49
1:B5:89:PRO:C	1:C5:280:LYS:HD3	2.38	0.49
2:C0:87:PRO:N	2:D0:281:TYR:HD2	2.10	0.49
2:D0:385:PHE:HZ	2:D0:408:PHE:HB3	1.76	0.49
1:D1:101:ASN:HD21	1:D1:180:ALA:HB1	1.78	0.49
2:D2:53:GLU:O	2:E2:283:ALA:CB	2.60	0.49
2:D2:179:VAL:HG23	2:D2:180:VAL:HG13	1.94	0.49
1:D3:62:VAL:HG21	1:E3:283:HIS:C	2.28	0.49
2:E2:58:LYS:HZ3	2:F2:281:TYR:HA	1.77	0.49
2:E2:138:SER:HA	2:E2:169:VAL:HB	1.93	0.49
2:E2:173:PRO:HG3	2:E2:380:ARG:HH11	1.78	0.49
2:F0:2:ARG:HB3	2:F0:131:GLN:HB2	1.95	0.49
2:F4:84:ILE:O	2:G3:281:TYR:CZ	2.61	0.49
1:F5:53:PHE:HB3	1:F5:61:HIS:HB3	1.92	0.49
1:F5:425:MET:HE3	1:F5:429:GLU:HG3	1.95	0.49
1:G0:70:LEU:HB3	1:G0:98:ASP:HA	1.94	0.49
1:G0:90:GLU:OE1	1:G0:121:ARG:NH2	2.46	0.49
2:G5:27:GLU:OE1	2:G5:241:ARG:NH2	2.45	0.49
2:H1:86:ARG:HG3	2:I1:278:SER:OG	2.12	0.49
1:J1:362:VAL:O	1:J1:364:PRO:HD3	2.12	0.49
2:K1:375:GLN:NE2	2:K1:423:GLN:OE1	2.43	0.49
2:K5:113:VAL:HG11	2:K5:150:LEU:HD22	1.94	0.49
2:K5:122:LYS:HG2	2:L5:291:GLN:CD	2.37	0.49
1:L6:93:ILE:HD11	1:L6:121:ARG:HG3	1.94	0.49
1:N2:253:THR:HG21	2:N3:103:LYS:HZ2	1.73	0.49
2:N3:350:LYS:HG3	1:N4:179:THR:O	2.12	0.49
1:N4:329:ASN:CG	2:N5:175:VAL:HG22	2.37	0.49
1:O2:104:ALA:HB2	1:O2:413:MET:HE3	1.95	0.49
2:O3:258:VAL:HB	1:O4:407:TRP:HE1	1.78	0.49
1:O4:107:HIS:HA	1:O4:152:LEU:HD23	1.95	0.49
2:O5:258:VAL:O	1:O6:404:PHE:CE1	2.64	0.49
2:Q4:256:ASN:HD21	1:Q5:182:VAL:HG22	1.77	0.49
1:R3:241:SER:HB3	1:R3:250:VAL:H	1.77	0.49
1:R5:231:ILE:CD1	8:R5:501:GTP:N1	2.76	0.49
2:S0:117:LEU:HA	2:S0:120:VAL:HG12	1.93	0.49
1:S5:151:SER:HA	1:S5:193:THR:HG21	1.93	0.49
1:T3:142:GLY:HA3	8:T3:501:GTP:H4'	1.94	0.49
2:U6:30:ILE:HG13	2:U6:51:TYR:HE2	1.77	0.49

Continued on next page...

Continued from previous page...

Atom-1	Atom-2	Interatomic distance (Å)	Clash overlap (Å)
1:W0:402:ARG:HG3	1:W0:405:VAL:HG21	1.94	0.49
2:W1:19:LYS:NZ	2:W1:223:GLY:O	2.45	0.49
5:1B:36:ARG:HH21	5:1C:121:ARG:HH12	1.60	0.49
5:1C:46:ARG:CZ	5:1C:166:PHE:HB3	2.42	0.49
5:1D:77:LYS:NZ	5:1E:89:LYS:HZ1	2.10	0.49
5:1D:87:PHE:HE1	5:1D:103:THR:HB	1.77	0.49
5:2D:87:PHE:HE1	5:2D:103:THR:HB	1.77	0.49
5:2F:46:ARG:CZ	5:2F:166:PHE:HB3	2.42	0.49
5:3G:178:PRO:O	5:3G:179:GLU:C	2.56	0.49
5:3J:87:PHE:HE1	5:3J:103:THR:HB	1.77	0.49
5:2H:129:GLY:C	5:2H:178:PRO:HD2	2.37	0.49
5:3I:46:ARG:CZ	5:3I:166:PHE:HB3	2.42	0.49
5:2J:46:ARG:NH2	5:2J:180:GLU:OE1	2.46	0.49
5:7B:87:PHE:HE1	5:7B:103:THR:HB	1.77	0.49
5:7C:46:ARG:CZ	5:7C:166:PHE:HB3	2.42	0.49
5:6A:46:ARG:HD3	5:6A:166:PHE:CD1	2.47	0.49
5:5C:46:ARG:CZ	5:5C:166:PHE:HB3	2.42	0.49
5:5D:46:ARG:HD3	5:5D:166:PHE:CD1	2.46	0.49
2:A1:283:ALA:HB2	2:M1:53:GLU:C	2.36	0.49
1:A2:18:ASN:HD21	1:A2:78:VAL:HG22	1.77	0.49
2:A3:278:SER:OG	2:M3:87:PRO:HD2	2.12	0.49
1:A6:400:ALA:HA	3:X3:53:ASN:N	2.27	0.49
1:B1:282:TYR:CD1	5:2B:9:ARG:NH2	2.73	0.49
2:C2:84:ILE:N	2:D2:281:TYR:OH	2.45	0.49
1:D1:322:ASP:OD2	1:D1:373:ARG:NH2	2.45	0.49
2:D4:234:SER:O	2:D4:241:ARG:NH2	2.45	0.49
2:D6:143:THR:N	9:D6:501:GDP:O2B	2.45	0.49
1:E5:71:GLU:HB3	1:E5:98:ASP:HB3	1.93	0.49
1:F3:89:PRO:HD3	1:G2:283:HIS:CE1	2.48	0.49
1:F3:365:GLY:N	5:3J:6:ARG:HH21	2.10	0.49
1:G0:145:THR:OG1	8:G0:501:GTP:O1B	2.30	0.49
1:G0:364:PRO:HB3	5:4I:197:TYR:CD2	2.48	0.49
1:I0:86:LEU:O	2:J0:281:TYR:CD1	2.59	0.49
2:I1:84:ILE:N	1:J1:283:HIS:CE1	2.62	0.49
2:I5:1:MET:HG3	1:I6:72:PRO:HG3	1.93	0.49
2:J0:170:VAL:HG21	2:J0:377:LEU:HD11	1.94	0.49
1:J3:282:TYR:CE2	5:2G:9:ARG:HD3	2.47	0.49
1:J5:26:LEU:HD11	5:1G:197:TYR:HB2	1.93	0.49
2:K3:139:LEU:HD12	2:K3:170:VAL:HG12	1.93	0.49
2:K3:325:GLU:HA	2:K3:328:GLU:HG2	1.94	0.49
1:K4:206:ASN:OD1	8:K4:501:GTP:N2	2.46	0.49

Continued on next page...

Continued from previous page...

Atom-1	Atom-2	Interatomic distance (Å)	Clash overlap (Å)
2:K5:117:LEU:HA	2:K5:120:VAL:HG12	1.93	0.49
1:N0:60:LYS:HD2	1:O0:282:TYR:CZ	2.31	0.49
2:N1:385:PHE:HZ	2:N1:408:PHE:HB3	1.77	0.49
1:N4:326:LYS:HB2	2:N5:220:PRO:CG	2.30	0.49
2:N5:12:CYS:SG	9:N5:501:GDP:C1'	3.00	0.49
2:N5:323:MET:HE3	1:N6:224:TYR:CZ	2.47	0.49
1:N6:311:LYS:HG2	1:N6:342:GLN:HG2	1.94	0.49
1:O0:62:VAL:HG21	1:P0:283:HIS:HB3	1.93	0.49
1:O0:107:HIS:HA	1:O0:152:LEU:HD23	1.94	0.49
2:O3:251:ARG:NE	1:O4:105:ARG:NH1	2.61	0.49
1:O4:60:LYS:HD3	1:P4:282:TYR:O	2.12	0.49
1:O6:16:ILE:HD11	8:O6:501:GTP:C2	2.48	0.49
1:P0:53:PHE:HB3	1:P0:61:HIS:HB3	1.95	0.49
1:P0:336:LYS:NZ	2:P1:176:SER:HB3	2.27	0.49
1:P4:12:ALA:CB	8:P4:501:GTP:N9	2.75	0.49
1:Q1:247:ALA:HB1	2:Q2:222:TYR:HD2	1.76	0.49
2:R2:412:GLU:CG	6:9B:479:MET:HE2	2.36	0.49
1:R3:55:GLU:OE2	1:R3:61:HIS:NE2	2.45	0.49
1:R5:60:LYS:HD3	1:S5:282:TYR:O	2.12	0.49
2:S0:344:TRP:CZ3	1:S1:401:LYS:HB2	2.48	0.49
2:S2:386:THR:HG23	6:9B:440:LEU:HD21	1.86	0.49
2:S4:313:VAL:HB	2:S4:349:VAL:HG22	1.93	0.49
2:T0:323:MET:HE1	1:T1:224:TYR:CD2	2.48	0.49
1:T3:124:LYS:HZ3	1:U3:293:ASN:HB3	1.78	0.49
1:T5:324:VAL:HG21	2:T6:219:THR:OG1	2.13	0.49
2:U4:55:THR:HG22	2:V3:284:LEU:H	1.75	0.49
2:U4:345:ILE:HA	1:U5:398:MET:HE1	1.94	0.49
1:U5:10:GLY:CA	8:U5:501:GTP:O1B	2.59	0.49
1:V2:141:PHE:O	1:V2:147:SER:OG	2.30	0.49
2:V5:85:PHE:O	2:W5:281:TYR:CD1	2.66	0.49
2:W1:218:THR:HB	7:8A:315:GLN:HG2	1.94	0.49
2:W3:125:GLU:CA	3:X2:17:ILE:HG23	2.41	0.49
5:1C:46:ARG:HD3	5:1C:166:PHE:CD1	2.47	0.49
5:1E:36:ARG:HH22	5:1E:72:ALA:HB3	1.75	0.49
5:2A:46:ARG:HD3	5:2A:166:PHE:CD1	2.47	0.49
5:2B:36:ARG:HH22	5:2B:72:ALA:HB3	1.75	0.49
5:2C:109:SER:O	5:2C:113:LYS:HB3	2.13	0.49
5:2D:192:ILE:HG21	5:2D:198:PHE:HB2	1.94	0.49
5:3C:46:ARG:CZ	5:3C:166:PHE:HB3	2.42	0.49
5:3D:87:PHE:HE1	5:3D:103:THR:HB	1.77	0.49
5:3G:113:LYS:HA	5:3G:116:ILE:HD12	1.94	0.49

Continued on next page...

Continued from previous page...

Atom-1	Atom-2	Interatomic distance (Å)	Clash overlap (Å)
5:2H:46:ARG:CZ	5:2H:166:PHE:HB3	2.42	0.49
5:6C:178:PRO:O	5:6C:179:GLU:C	2.55	0.49
5:5A:109:SER:O	5:5A:113:LYS:HB3	2.13	0.49
5:5D:46:ARG:CZ	5:5D:166:PHE:HB3	2.42	0.49
2:A1:132:GLY:HA3	2:A1:163:ILE:HG22	1.95	0.49
1:A2:262:TYR:HB3	3:X1:117:PHE:CE2	2.47	0.49
1:B5:297:GLU:OE1	1:B5:300:ASN:ND2	2.45	0.49
2:C4:316:VAL:HA	2:C4:352:ALA:HB3	1.93	0.49
1:C5:62:VAL:CB	1:D5:282:TYR:O	2.56	0.49
1:C5:90:GLU:H	1:D5:280:LYS:HG2	1.72	0.49
2:E0:15:GLN:O	2:E0:226:ASN:ND2	2.46	0.49
1:H0:30:ILE:O	5:4H:196:VAL:HG13	2.11	0.49
1:H0:62:VAL:CB	1:I0:283:HIS:O	2.60	0.49
1:H0:98:ASP:O	1:H0:105:ARG:NH1	2.46	0.49
2:H1:222:TYR:O	2:H1:226:ASN:ND2	2.46	0.49
1:H2:287:SER:OG	1:H2:290:GLU:OE1	2.23	0.49
2:H5:222:TYR:O	2:H5:226:ASN:ND2	2.46	0.49
1:I6:60:LYS:HE2	2:J6:280:GLN:OE1	2.13	0.49
1:J1:345:ASP:N	1:J1:345:ASP:OD2	2.45	0.49
2:K3:86:ARG:HG2	2:L3:278:SER:HB3	1.95	0.49
2:K5:214:THR:O	2:K5:275:SER:OG	2.30	0.49
1:M4:137:VAL:HG21	1:M4:154:MET:HE3	1.94	0.49
2:N1:58:LYS:HE2	2:O1:280:GLN:CB	2.42	0.49
2:N1:60:VAL:HG11	2:O1:281:TYR:HB3	1.89	0.49
1:N4:3:GLU:OE1	1:N4:64:ARG:NH1	2.46	0.49
2:O1:350:LYS:HG3	1:O2:179:THR:O	2.13	0.49
2:Q0:58:LYS:CD	2:R0:280:GLN:HB2	2.40	0.49
2:Q4:409:THR:CG2	6:9A:514:GLN:O	2.58	0.49
1:Q5:88:HIS:NE2	1:R5:280:LYS:HB3	2.26	0.49
1:R3:62:VAL:CG2	1:S3:283:HIS:CA	2.90	0.49
2:R4:87:PRO:HD3	2:S4:281:TYR:CG	2.47	0.49
2:S2:86:ARG:HH11	2:T2:282:ARG:HB2	1.75	0.49
2:S2:267:MET:HE3	2:S2:303:CYS:HB2	1.93	0.49
2:S4:213:ARG:HH12	2:S4:297:LYS:HG2	1.78	0.49
2:T0:166:THR:OG1	2:T0:198:GLU:O	2.27	0.49
2:T0:172:SER:HB2	2:T0:175:VAL:HG22	1.95	0.49
1:T1:4:CYS:HB2	1:T1:52:PHE:HE1	1.78	0.49
1:T3:127:ASP:OD2	1:U3:293:ASN:ND2	2.45	0.49
2:T4:344:TRP:HA	1:T5:397:LEU:CD2	2.43	0.49
2:V1:122:LYS:C	2:W1:291:GLN:CD	2.78	0.49
1:V4:124:LYS:HZ2	1:W4:294:ALA:HA	1.76	0.49

Continued on next page...

Continued from previous page...

Atom-1	Atom-2	Interatomic distance (Å)	Clash overlap (Å)
2:V5:26:ASP:O	2:V5:359:ARG:NH1	2.45	0.49
1:W0:144:GLY:N	8:W0:501:GTP:O3B	2.46	0.49
1:W4:438:ASP:OD1	1:W4:438:ASP:N	2.44	0.49
1:W6:90:GLU:OE1	3:X3:4:ASN:CB	2.53	0.49
5:1A:46:ARG:CZ	5:1A:166:PHE:HB3	2.42	0.49
5:2A:46:ARG:NH2	5:2A:180:GLU:OE1	2.46	0.49
5:2B:87:PHE:HE1	5:2B:103:THR:HB	1.78	0.49
5:2C:106:PRO:O	5:2C:108:MET:N	2.45	0.49
5:2E:178:PRO:O	5:2E:179:GLU:C	2.55	0.49
5:3E:87:PHE:HE1	5:3E:103:THR:HB	1.78	0.49
5:7A:109:SER:O	5:7A:113:LYS:HB3	2.13	0.49
5:7C:87:PHE:HE1	5:7C:103:THR:HB	1.78	0.49
5:7D:178:PRO:O	5:7D:179:GLU:C	2.55	0.49
5:6B:36:ARG:HH22	5:6B:72:ALA:HB3	1.76	0.49
5:5B:192:ILE:HG21	5:5B:198:PHE:HB2	1.94	0.49
5:5C:87:PHE:HE1	5:5C:103:THR:HB	1.78	0.49
5:5D:46:ARG:NH2	5:5D:180:GLU:OE1	2.45	0.49
1:A2:393:HIS:NE2	3:X1:30:ARG:NH2	2.52	0.49
1:A6:124:LYS:NZ	1:B5:293:ASN:HB2	2.28	0.49
1:A6:434:GLU:CB	3:X3:100:ARG:CD	2.72	0.49
1:B3:88:HIS:CG	1:C3:284:GLU:OE2	2.59	0.49
2:B4:165:ASN:ND2	2:B4:198:GLU:OE1	2.43	0.49
1:B5:87:PHE:O	1:C5:283:HIS:CD2	2.65	0.49
1:C1:265:ILE:HG23	1:C1:432:TYR:HE1	1.78	0.49
1:D3:24:TYR:HE1	1:D3:236:SER:HB2	1.76	0.49
1:E5:68:VAL:HG12	1:E5:93:ILE:HB	1.94	0.49
2:F2:200:TYR:HD2	2:F2:268:PRO:HG3	1.78	0.49
2:F4:324:LYS:NZ	2:F4:328:GLU:OE1	2.46	0.49
1:G0:35:GLN:HG3	1:H0:282:TYR:OH	2.12	0.49
2:G3:236:VAL:HG22	2:G3:368:ILE:HD11	1.95	0.49
1:H0:254:GLU:OE2	2:H1:99:ASN:ND2	2.46	0.49
1:I0:33:ASP:O	1:I0:60:LYS:NZ	2.46	0.49
2:I5:84:ILE:N	1:J5:283:HIS:NE2	2.60	0.49
2:I5:258:VAL:HG23	1:I6:407:TRP:HE1	1.77	0.49
2:J4:69:GLU:HG2	2:J4:71:GLY:H	1.78	0.49
2:J4:406:MET:CG	2:N3:304:ASP:OD2	2.61	0.49
2:L1:239:CYS:HB3	2:L1:247:ASN:HB2	1.95	0.49
1:N2:38:SER:HB2	4:Y1:255:LYS:CE	2.43	0.49
1:N6:86:LEU:HA	1:O6:283:HIS:NE2	2.21	0.49
1:O0:258:ASN:HD21	2:O1:178:THR:CG2	2.25	0.49
1:O4:12:ALA:HB1	8:O4:501:GTP:C4	2.47	0.49

Continued on next page...

Continued from previous page...

Atom-1	Atom-2	Interatomic distance (Å)	Clash overlap (Å)
2:P3:255:VAL:HG21	1:P4:102:ASN:ND2	2.28	0.49
2:P3:324:LYS:NZ	2:P3:328:GLU:OE1	2.46	0.49
2:R2:242:PHE:HB3	2:R2:356:ILE:HD12	1.94	0.49
1:R3:346:TRP:HZ2	6:9A:483:GLU:OE1	1.95	0.49
2:R4:86:ARG:NH2	2:S4:282:ARG:HD2	2.28	0.49
2:R4:346:PRO:HB2	1:R5:394:LYS:HD2	1.90	0.49
2:R6:88:ASP:OD2	2:S6:278:SER:OG	2.29	0.49
2:S0:58:LYS:HZ1	2:T0:280:GLN:HG3	1.76	0.49
2:S2:86:ARG:HD3	2:T2:281:TYR:C	2.37	0.49
2:S4:3:GLU:HA	2:S4:49:VAL:HG13	1.95	0.49
2:T2:346:PRO:HB2	1:T3:394:LYS:HE2	1.94	0.49
2:U0:324:LYS:HD3	1:U1:210:TYR:CG	2.48	0.49
2:U2:126:SER:HB3	2:V1:291:GLN:OE1	2.08	0.49
2:U2:126:SER:HB2	2:V1:291:GLN:OE1	2.13	0.49
1:V0:325:PRO:HG2	2:V1:222:TYR:CD1	2.48	0.49
2:V5:58:LYS:HD3	2:W5:280:GLN:HB3	1.94	0.49
1:W2:406:HIS:HA	1:W2:409:VAL:HG12	1.95	0.49
2:W3:50:TYR:HE2	2:W3:241:ARG:HH11	1.61	0.49
2:W5:2:ARG:HH12	1:W6:71:GLU:CD	2.16	0.49
5:1B:8:ASP:OD1	5:1B:38:SER:OG	2.29	0.49
5:1B:46:ARG:NH2	5:1B:180:GLU:OE1	2.45	0.49
5:1F:46:ARG:NH2	5:1F:180:GLU:OE1	2.45	0.49
5:1F:87:PHE:HE1	5:1F:103:THR:HB	1.77	0.49
5:2A:46:ARG:CZ	5:2A:166:PHE:HB3	2.42	0.49
5:2B:46:ARG:CZ	5:2B:166:PHE:HB3	2.42	0.49
5:2J:87:PHE:HE1	5:2J:103:THR:HB	1.78	0.49
5:7A:87:PHE:HE1	5:7A:103:THR:HB	1.77	0.49
5:7A:195:ASP:OD1	5:7A:195:ASP:N	2.45	0.49
5:7B:46:ARG:CZ	5:7B:166:PHE:HB3	2.42	0.49
5:5C:72:ALA:N	5:5D:121:ARG:CZ	2.75	0.49
1:A0:388:TRP:O	1:A0:392:ASP:N	2.41	0.49
2:A5:60:VAL:HG11	2:B4:281:TYR:HB3	1.95	0.49
1:A6:56:THR:C	1:B5:285:GLN:HG3	2.38	0.49
2:B0:190:HIS:C	2:B0:190:HIS:HD1	2.20	0.49
2:B2:282:ARG:NH1	2:B2:292:GLN:OE1	2.44	0.49
2:C0:273:LEU:O	2:C0:292:GLN:NE2	2.45	0.49
1:C3:89:PRO:CB	1:D3:279:GLU:CD	2.86	0.49
2:D4:122:LYS:CE	2:E4:291:GLN:CD	2.86	0.49
1:E3:11:GLN:HG3	1:E3:74:VAL:HG21	1.93	0.49
1:E3:41:THR:HG23	5:3J:20:THR:CA	2.43	0.49
2:F0:5:VAL:HG22	2:F0:62:ARG:HD3	1.94	0.49

Continued on next page...

Continued from previous page...

Atom-1	Atom-2	Interatomic distance (Å)	Clash overlap (Å)
1:F1:192:HIS:ND1	1:F1:424:ASP:OD2	2.42	0.49
2:G3:346:PRO:HD3	1:G4:397:LEU:HD22	1.95	0.49
2:H1:392:LYS:HA	2:H1:395:LEU:HD12	1.95	0.49
2:H3:171:PRO:HG2	2:H3:185:ALA:HB2	1.95	0.49
2:I3:107:THR:OG1	2:I3:401:GLU:OE2	2.23	0.49
2:I5:354:CYS:SG	2:I5:355:ASP:N	2.86	0.49
1:I6:19:ALA:HA	1:I6:22:GLU:HG2	1.94	0.49
1:I6:62:VAL:HG22	2:J6:281:TYR:HA	1.94	0.49
1:K2:123:ARG:NH2	1:K2:127:ASP:OD1	2.45	0.49
1:K2:175:PRO:HB3	1:K2:390:ARG:HE	1.77	0.49
2:M3:403:MET:HE2	2:M3:403:MET:HB3	1.75	0.49
1:N2:262:TYR:CA	2:N3:396:HIS:HE1	2.26	0.49
2:N5:322:SER:CB	1:N6:221:ARG:HB3	2.42	0.49
1:O0:1:MET:SD	2:O1:94:GLN:OE1	2.70	0.49
1:O2:261:PRO:HB3	2:O3:394:PHE:CE2	2.47	0.49
1:O2:346:TRP:CZ3	2:O3:393:ALA:CB	2.95	0.49
1:P2:1:MET:HE2	2:P3:94:GLN:HB2	1.95	0.49
1:P6:62:VAL:HG21	1:Q5:283:HIS:HA	1.94	0.49
2:Q0:282:ARG:HH21	2:Q0:284:LEU:HD21	1.77	0.49
1:Q1:325:PRO:HB2	2:Q2:208:TYR:CZ	2.30	0.49
2:Q2:389:PHE:CE1	6:9B:519:TRP:NE1	2.69	0.49
2:R0:88:ASP:CG	2:S0:278:SER:OG	2.56	0.49
1:R5:140:SER:OG	8:R5:501:GTP:C4'	2.56	0.49
2:R6:86:ARG:CZ	2:S6:281:TYR:O	2.61	0.49
2:S0:236:VAL:HG13	2:S0:237:THR:HG23	1.94	0.49
1:S1:89:PRO:CD	1:T1:283:HIS:CD2	2.96	0.49
2:T0:143:THR:HB	9:T0:501:GDP:O3B	2.13	0.49
1:T1:352:LYS:NZ	2:T2:99:ASN:HD22	2.11	0.49
1:T3:345:ASP:OD1	1:T3:345:ASP:N	2.43	0.49
2:T4:55:THR:HG21	2:U4:284:LEU:HB2	1.95	0.49
2:T6:69:GLU:HG2	2:T6:71:GLY:H	1.78	0.49
2:U0:252:LYS:HZ1	8:U1:501:GTP:PG	2.26	0.49
2:U4:60:VAL:CG1	2:V3:281:TYR:O	2.58	0.49
1:V2:326:LYS:CE	2:V3:220:PRO:HD2	2.43	0.49
2:V3:22:GLU:HG2	2:V3:81:PHE:HB2	1.95	0.49
2:V3:272:PRO:HB2	2:V3:361:LEU:HD21	1.94	0.49
1:W6:6:SER:O	1:W6:65:ALA:HA	2.13	0.49
1:W6:12:ALA:CB	8:W6:501:GTP:N7	2.76	0.49
5:2F:46:ARG:NH2	5:2F:180:GLU:OE1	2.45	0.49
5:3J:46:ARG:NH2	5:3J:180:GLU:OE1	2.46	0.49
5:4J:87:PHE:HE1	5:4J:103:THR:HB	1.78	0.49

Continued on next page...

Continued from previous page...

Atom-1	Atom-2	Interatomic distance (Å)	Clash overlap (Å)
6:9B:575:GLU:HA	6:9B:578:LYS:HD2	1.94	0.49
5:4H:87:PHE:HE1	5:4H:103:THR:HB	1.78	0.49
5:2J:46:ARG:CZ	5:2J:166:PHE:HB3	2.42	0.49
5:6B:87:PHE:HE1	5:6B:103:THR:HB	1.78	0.49
5:5A:195:ASP:N	5:5A:195:ASP:OD1	2.45	0.49
5:5B:46:ARG:CZ	5:5B:166:PHE:HB3	2.42	0.49
1:A0:27:GLU:HG3	1:A0:361:THR:HG21	1.95	0.49
1:A0:364:PRO:HG2	5:3C:197:TYR:HB3	1.95	0.49
1:A2:180:ALA:HB3	1:A2:183:GLU:HG3	1.95	0.49
1:A2:262:TYR:CG	3:X1:117:PHE:HZ	2.31	0.49
1:A2:282:TYR:O	1:M2:60:LYS:HD3	2.12	0.49
1:A2:315:CYS:HB3	1:A2:377:MET:HE2	1.94	0.49
1:A6:71:GLU:HB2	1:A6:98:ASP:HB3	1.95	0.49
1:B1:89:PRO:C	1:C1:280:LYS:HZ2	2.14	0.49
2:C0:87:PRO:HA	2:C0:90:PHE:HD1	1.77	0.49
1:C1:128:GLN:HE22	1:D1:287:SER:HB3	1.77	0.49
2:D0:141:GLY:O	2:D0:184:ASN:ND2	2.46	0.49
1:D3:172:TYR:N	1:D3:204:VAL:O	2.43	0.49
2:D4:327:ASP:HB3	1:D5:177:VAL:HB	1.94	0.49
2:D6:86:ARG:NH2	2:E6:278:SER:CB	2.75	0.49
1:E3:54:SER:CB	1:F3:285:GLN:CG	2.91	0.49
1:E3:141:PHE:HD2	1:E3:173:PRO:HD3	1.77	0.49
1:E3:317:LEU:N	1:E3:352:LYS:O	2.40	0.49
1:E5:262:TYR:OH	2:E6:391:ARG:O	2.31	0.49
1:F3:53:PHE:O	1:F3:64:ARG:NH1	2.46	0.49
1:F3:89:PRO:CG	1:G2:280:LYS:CG	2.72	0.49
1:G0:326:LYS:HD2	2:G1:220:PRO:HG2	1.93	0.49
2:G3:31:ASP:OD1	2:G3:35:THR:OG1	2.30	0.49
2:I3:290:THR:HG21	2:I3:329:GLN:HB3	1.94	0.49
1:I6:85:GLN:C	2:J6:281:TYR:CZ	2.77	0.49
1:I6:85:GLN:HA	2:J6:281:TYR:HH	1.74	0.49
1:J1:254:GLU:OE2	2:J2:99:ASN:ND2	2.39	0.49
2:J6:1:MET:N	2:J6:3:GLU:OE2	2.46	0.49
1:M0:364:PRO:HG3	5:3D:197:TYR:CB	2.43	0.49
2:M3:46:ARG:NH2	1:M4:76:ASP:OD2	2.37	0.49
2:M5:313:VAL:HB	2:M5:349:VAL:HG22	1.94	0.49
2:N1:252:LYS:HG2	1:N2:101:ASN:OD1	2.12	0.49
1:N2:258:ASN:ND2	2:N3:178:THR:HG23	2.27	0.49
2:N3:261:PRO:HG3	1:N4:406:HIS:CG	2.48	0.49
1:O0:254:GLU:HG2	2:O1:98:GLY:CA	2.42	0.49
1:O2:441:GLU:CB	6:9B:612:LYS:CG	2.89	0.49

Continued on next page...

Continued from previous page...

Atom-1	Atom-2	Interatomic distance (Å)	Clash overlap (Å)
2:O3:46:ARG:NH2	1:O4:76:ASP:OD2	2.35	0.49
2:O3:390:ARG:HH21	6:9B:615:ARG:CZ	2.19	0.49
2:P5:326:VAL:O	2:P5:330:MET:HG2	2.13	0.49
1:Q1:254:GLU:CG	2:Q2:99:ASN:OD1	2.59	0.49
2:Q2:406:MET:CA	6:9B:515:ALA:CA	2.89	0.49
2:Q4:323:MET:HB2	1:Q5:210:TYR:OH	2.13	0.49
2:R0:86:ARG:CA	2:S0:281:TYR:CG	2.95	0.49
1:R1:387:ALA:HA	1:R1:390:ARG:HH21	1.78	0.49
2:R4:138:SER:HA	2:R4:169:VAL:HB	1.94	0.49
2:R4:237:THR:HG22	2:R4:250:LEU:HD11	1.95	0.49
1:S1:178:SER:OG	1:S1:183:GLU:OE1	2.31	0.49
1:S3:217:LEU:HD23	1:S3:367:ASP:HB2	1.95	0.49
2:S6:229:VAL:CG2	9:S6:501:GDP:N2	2.44	0.49
2:T0:25:SER:OG	2:T0:51:TYR:OH	2.29	0.49
1:T1:326:LYS:HD3	2:T2:220:PRO:CD	2.43	0.49
2:T2:16:ILE:HG21	2:T2:136:THR:HG21	1.94	0.49
1:T5:349:THR:O	2:T6:179:VAL:HA	2.13	0.49
2:U0:113:VAL:HG11	2:U0:150:LEU:HD22	1.95	0.49
1:U5:326:LYS:HE3	2:U6:220:PRO:CG	2.42	0.49
2:V3:140:GLY:O	2:V3:184:ASN:ND2	2.41	0.49
2:V3:327:ASP:OD1	1:V4:177:VAL:HB	2.13	0.49
2:W1:331:LEU:HD22	1:W2:176:GLN:HB3	1.95	0.49
2:W3:2:ARG:HH21	2:W3:46:ARG:HH12	1.60	0.49
1:W4:147:SER:O	1:W4:151:SER:OG	2.29	0.49
1:W4:185:TYR:HE2	1:W4:404:PHE:HB2	1.76	0.49
5:1D:46:ARG:NH2	5:1D:180:GLU:OE1	2.46	0.49
5:3C:46:ARG:NH2	5:3C:180:GLU:OE1	2.46	0.49
5:3J:46:ARG:CZ	5:3J:166:PHE:HB3	2.42	0.49
6:9B:530:LYS:HA	6:9B:533:LYS:HD2	1.94	0.49
5:7A:106:PRO:O	5:7A:108:MET:N	2.45	0.49
5:7C:46:ARG:NH2	5:7C:180:GLU:OE1	2.46	0.49
5:7D:46:ARG:NH2	5:7D:180:GLU:OE1	2.45	0.49
5:6A:87:PHE:HE1	5:6A:103:THR:HB	1.77	0.49
5:2G:46:ARG:CZ	5:2G:166:PHE:HB3	2.42	0.49
5:2G:87:PHE:HE1	5:2G:103:THR:HB	1.77	0.49
1:A2:264:ARG:NH1	3:X1:118:ILE:HG22	2.28	0.48
2:B0:152:ILE:HG23	2:B0:164:MET:HE1	1.94	0.48
2:B2:392:LYS:HG3	2:B2:395:LEU:HD12	1.95	0.48
2:C2:60:VAL:HG21	2:D2:281:TYR:C	2.37	0.48
1:E1:140:SER:HA	1:E1:171:ILE:HB	1.94	0.48
2:F0:67:ASP:HA	2:F0:143:THR:HG21	1.95	0.48

Continued on next page...

Continued from previous page...

Atom-1	Atom-2	Interatomic distance (Å)	Clash overlap (Å)
2:F2:58:LYS:HE2	2:G1:280:GLN:O	2.13	0.48
2:F2:138:SER:HA	2:F2:169:VAL:HB	1.94	0.48
2:G5:334:GLN:HE22	2:G5:348:ASN:H	1.60	0.48
2:H1:10:GLY:O	2:H1:14:ASN:ND2	2.46	0.48
2:H3:54:ALA:HB1	2:I3:280:GLN:O	2.13	0.48
1:I0:89:PRO:CG	2:J0:277:GLY:O	2.61	0.48
1:I0:239:THR:HG23	1:I0:242:LEU:HD12	1.95	0.48
2:J6:304:ASP:OD2	2:J6:306:ARG:NH2	2.46	0.48
2:L1:267:MET:HE1	2:L1:305:PRO:HG3	1.94	0.48
1:L2:217:LEU:HD21	1:L2:368:LEU:HD23	1.94	0.48
2:L5:252:LYS:HG3	2:L5:350:LYS:HE2	1.95	0.48
1:N0:87:PHE:O	1:O0:283:HIS:CE1	2.66	0.48
1:N2:325:PRO:CB	2:N3:222:TYR:CE1	2.96	0.48
1:N4:396:ASP:HB3	1:N4:422:ARG:HH12	1.78	0.48
2:N5:48:ASN:O	2:N5:62:ARG:NH2	2.46	0.48
2:O1:256:ASN:OD1	1:O2:182:VAL:HG22	2.13	0.48
1:O6:124:LYS:CE	1:P6:297:GLU:CD	2.80	0.48
1:P0:142:GLY:HA2	1:P0:183:GLU:HG3	1.95	0.48
2:P3:323:MET:HG3	1:P4:224:TYR:CG	2.48	0.48
1:Q5:127:ASP:HB3	1:R5:293:ASN:HD21	1.70	0.48
2:R4:334:GLN:HE21	2:R4:349:VAL:HG23	1.78	0.48
2:S0:86:ARG:HH21	2:T0:282:ARG:CA	2.25	0.48
1:S3:27:GLU:OE2	1:S3:243:ARG:NH2	2.46	0.48
1:S5:286:LEU:O	1:S5:373:ARG:NH1	2.46	0.48
1:T5:171:ILE:CG1	8:T5:501:GTP:C2	2.90	0.48
2:U4:331:LEU:HD23	1:U5:177:VAL:HG12	1.94	0.48
2:V3:249:ASP:OD2	1:V4:98:ASP:HB3	2.12	0.48
2:W5:354:CYS:SG	2:W5:355:ASP:N	2.86	0.48
3:X1:74:PRO:HD2	3:X1:169:ASP:HA	1.95	0.48
5:1B:46:ARG:CZ	5:1B:166:PHE:HB3	2.42	0.48
5:1B:87:PHE:HE1	5:1B:103:THR:HB	1.78	0.48
5:1D:36:ARG:HH22	5:1D:72:ALA:HB3	1.75	0.48
5:2A:199:ILE:HG23	5:2A:203:ARG:HD2	1.94	0.48
5:2C:87:PHE:HE1	5:2C:103:THR:HB	1.77	0.48
5:2F:8:ASP:OD1	5:2F:38:SER:OG	2.29	0.48
5:4J:46:ARG:NH2	5:4J:180:GLU:OE1	2.46	0.48
5:4J:192:ILE:HD12	5:4J:198:PHE:CD1	2.48	0.48
6:9A:428:VAL:HG12	6:9A:432:TRP:HE1	1.78	0.48
5:2J:46:ARG:HD3	5:2J:166:PHE:CD1	2.47	0.48
5:7D:87:PHE:HE1	5:7D:103:THR:HB	1.78	0.48
5:6A:195:ASP:OD1	5:6A:195:ASP:N	2.45	0.48

Continued on next page...

Continued from previous page...

Atom-1	Atom-2	Interatomic distance (Å)	Clash overlap (Å)
5:6C:46:ARG:CZ	5:6C:166:PHE:HB3	2.42	0.48
5:5D:87:PHE:HE1	5:5D:103:THR:HB	1.78	0.48
1:A0:417:GLU:HA	1:A0:420:GLU:HB3	1.95	0.48
1:A4:56:THR:OG1	1:B3:285:GLN:HB2	2.13	0.48
2:B4:248:ALA:HA	2:B4:252:LYS:HD3	1.95	0.48
2:C2:69:GLU:HG2	2:C2:96:GLY:HA2	1.94	0.48
1:D1:150:THR:HG22	1:D1:154:MET:HE2	1.93	0.48
2:D6:87:PRO:HA	2:D6:90:PHE:HD2	1.78	0.48
2:F2:60:VAL:CG1	2:G1:281:TYR:HD1	2.27	0.48
2:F2:275:SER:O	2:F2:279:GLN:N	2.46	0.48
2:F6:68:LEU:HD13	2:F6:143:THR:HG23	1.96	0.48
1:G2:205:ASP:OD2	1:G2:205:ASP:N	2.46	0.48
2:G5:302:ALA:HB3	2:G5:377:LEU:HD21	1.94	0.48
1:J3:206:ASN:OD1	8:J3:501:GTP:N2	2.45	0.48
1:J3:219:ILE:CG2	5:2G:150:ASN:CG	2.65	0.48
1:K4:88:HIS:ND1	1:L4:280:LYS:HG2	2.28	0.48
1:L0:60:LYS:HD3	1:M0:282:TYR:CA	2.42	0.48
1:L0:62:VAL:CG1	1:M0:283:HIS:HB3	2.43	0.48
1:M4:53:PHE:HB3	1:M4:61:HIS:HB3	1.95	0.48
2:N1:247:ASN:OD1	1:N2:11:GLN:OE1	2.31	0.48
2:N3:324:LYS:HE2	1:N4:210:TYR:HB3	1.95	0.48
1:O0:50:ASN:O	1:O0:64:ARG:NH1	2.46	0.48
2:O1:428:ALA:HB1	1:O2:401:LYS:HE3	1.94	0.48
1:O2:329:ASN:ND2	2:O3:208:TYR:CE2	2.64	0.48
2:O3:311:LEU:HD23	2:O3:342:VAL:HG11	1.96	0.48
1:P0:256:GLN:HG2	2:P1:397:TRP:CH2	2.48	0.48
2:P3:404:ASP:CB	6:9B:554:LYS:CG	2.73	0.48
2:Q0:260:PHE:HE1	1:Q1:402:ARG:O	1.95	0.48
2:Q2:390:ARG:NH1	6:9B:530:LYS:CE	2.76	0.48
2:R0:204:ASN:ND2	9:R0:501:GDP:HN22	2.11	0.48
1:R1:89:PRO:HD2	1:S1:280:LYS:HA	1.94	0.48
1:R3:326:LYS:HE3	2:R4:212:PHE:CD1	2.41	0.48
2:R6:20:PHE:HA	2:R6:230:SER:HB2	1.95	0.48
2:R6:86:ARG:NH1	2:S6:282:ARG:HB3	2.28	0.48
1:S3:353:VAL:HG22	2:S4:177:ASP:CG	2.38	0.48
2:S4:87:PRO:HA	2:S4:90:PHE:HD2	1.76	0.48
2:S4:249:ASP:OD1	2:S4:250:LEU:N	2.45	0.48
2:S4:390:ARG:HE	6:9A:437:ASN:CA	2.26	0.48
1:S5:11:GLN:HB3	8:S5:501:GTP:O1A	2.13	0.48
2:S6:87:PRO:CD	2:T6:278:SER:HA	2.34	0.48
2:T2:140:GLY:HA3	9:T2:501:GDP:H4'	1.95	0.48

Continued on next page...

Continued from previous page...

Atom-1	Atom-2	Interatomic distance (Å)	Clash overlap (Å)
2:T2:346:PRO:CB	1:T3:394:LYS:HE2	2.43	0.48
1:T3:88:HIS:CE1	1:U3:280:LYS:HZ3	2.13	0.48
2:U2:246:LEU:HD21	1:U3:179:THR:HG21	1.94	0.48
2:U2:323:MET:CE	1:U3:224:TYR:CE2	2.95	0.48
1:U5:141:PHE:HB2	1:U5:173:PRO:HD3	1.96	0.48
2:U6:48:ASN:O	2:U6:62:ARG:NH2	2.46	0.48
1:V2:62:VAL:CG1	1:W2:283:HIS:CB	2.91	0.48
2:W1:126:SER:HA	3:X1:36:ARG:NH1	2.28	0.48
2:W1:141:GLY:HA3	9:W1:501:GDP:O3A	2.12	0.48
4:Y2:257:LEU:HD21	4:Y2:265:LEU:HB3	1.95	0.48
5:1E:8:ASP:OD1	5:1E:38:SER:OG	2.29	0.48
5:1F:195:ASP:OD1	5:1F:195:ASP:N	2.46	0.48
5:2C:46:ARG:CZ	5:2C:166:PHE:HB3	2.42	0.48
5:2F:87:PHE:HE1	5:2F:103:THR:HB	1.78	0.48
5:3D:46:ARG:NH2	5:3D:180:GLU:OE1	2.47	0.48
5:3H:87:PHE:HE1	5:3H:103:THR:HB	1.78	0.48
5:4J:46:ARG:CZ	5:4J:166:PHE:HB3	2.42	0.48
6:9B:525:GLU:HA	6:9B:528:LYS:HD2	1.96	0.48
5:7C:72:ALA:N	5:7D:121:ARG:CZ	2.75	0.48
5:6A:106:PRO:O	5:6A:108:MET:N	2.45	0.48
5:5C:46:ARG:NH2	5:5C:180:GLU:OE1	2.46	0.48
5:5C:178:PRO:O	5:5C:179:GLU:C	2.55	0.48
5:1G:87:PHE:HE1	5:1G:103:THR:HB	1.77	0.48
1:A0:259:LEU:HD21	1:A0:268:PRO:HG3	1.94	0.48
1:A0:284:GLU:O	1:M0:56:THR:CG2	2.60	0.48
1:A4:89:PRO:CB	1:B3:280:LYS:CE	2.91	0.48
1:A4:186:ASN:O	1:A4:190:THR:OG1	2.25	0.48
2:A5:100:ASN:HB3	2:A5:103:LYS:HB2	1.95	0.48
2:B4:292:GLN:NE2	2:B4:298:ASN:HD21	2.12	0.48
1:C1:128:GLN:CG	1:D1:285:GLN:OE1	2.62	0.48
1:D3:223:THR:OG1	1:D3:224:TYR:N	2.46	0.48
2:D6:139:LEU:HD12	2:D6:170:VAL:HA	1.96	0.48
2:E0:2:ARG:HB3	2:E0:131:GLN:HB2	1.93	0.48
1:E1:262:TYR:HB2	1:E1:265:ILE:HG12	1.94	0.48
2:F6:24:ILE:HA	2:F6:27:GLU:HB3	1.94	0.48
2:G1:58:LYS:HZ1	2:H1:281:TYR:HA	1.78	0.48
1:G2:56:THR:CA	1:H2:285:GLN:CB	2.90	0.48
1:G4:115:ILE:HD11	1:G4:156:ARG:HG3	1.95	0.48
2:G5:25:SER:HB3	2:G5:30:ILE:HB	1.94	0.48
2:H3:100:ASN:HB3	2:H3:103:LYS:HB2	1.96	0.48
1:K0:308:ARG:HH11	1:N0:283:HIS:CB	2.24	0.48

Continued on next page...

Continued from previous page...

Atom-1	Atom-2	Interatomic distance (Å)	Clash overlap (Å)
2:K3:325:GLU:OE2	1:K4:221:ARG:NH1	2.44	0.48
2:K5:55:THR:H	2:L5:284:LEU:HG	1.78	0.48
2:L5:52:ASN:OD1	2:L5:62:ARG:NH1	2.46	0.48
1:O0:258:ASN:OD1	2:O1:179:VAL:HB	2.13	0.48
1:O2:171:ILE:HD13	1:O2:204:VAL:HG23	1.96	0.48
1:O2:276:ILE:HD11	1:O2:286:LEU:HD11	1.95	0.48
1:P0:143:GLY:HA3	8:P0:501:GTP:O2B	2.13	0.48
2:P1:245:GLN:HE22	1:P2:223:THR:HB	1.78	0.48
2:Q0:396:HIS:HA	2:Q0:399:THR:HG22	1.94	0.48
2:R0:259:PRO:HA	1:R1:404:PHE:HA	1.93	0.48
1:R1:261:PRO:HA	2:R2:394:PHE:HA	1.95	0.48
2:R4:260:PHE:CZ	1:R5:402:ARG:O	2.65	0.48
2:R6:68:LEU:HD13	2:R6:143:THR:HG23	1.94	0.48
2:S0:53:GLU:O	2:T0:283:ALA:CB	2.48	0.48
2:S0:85:PHE:O	2:T0:281:TYR:CE1	2.65	0.48
2:S2:390:ARG:NE	6:9B:437:ASN:HA	1.72	0.48
1:S3:144:GLY:N	8:S3:501:GTP:PG	2.81	0.48
1:T1:123:ARG:HD3	1:T1:124:LYS:HD3	1.95	0.48
2:T4:320:ARG:HH12	2:T4:355:ASP:HB3	1.76	0.48
2:T6:16:ILE:HD11	9:T6:501:GDP:N2	2.28	0.48
1:U1:56:THR:HG23	1:V0:286:LEU:N	2.28	0.48
2:U6:143:THR:N	9:U6:501:GDP:O3B	2.46	0.48
2:V1:354:CYS:SG	2:V1:355:ASP:N	2.86	0.48
1:W0:329:ASN:CG	2:W1:175:VAL:HG13	2.38	0.48
5:3F:8:ASP:OD1	5:3F:38:SER:OG	2.29	0.48
5:3J:192:ILE:HD12	5:3J:198:PHE:CD1	2.44	0.48
5:2H:87:PHE:HE1	5:2H:103:THR:HB	1.77	0.48
5:4I:177:THR:OG1	5:4I:180:GLU:HG3	2.12	0.48
5:7C:178:PRO:O	5:7C:179:GLU:C	2.55	0.48
1:A6:271:THR:OG1	1:A6:301:GLN:OE1	2.31	0.48
1:B1:60:LYS:HD3	1:C1:282:TYR:C	2.34	0.48
2:C2:68:LEU:HD12	2:C2:97:ALA:HB2	1.95	0.48
2:C4:10:GLY:O	2:C4:14:ASN:ND2	2.45	0.48
1:C5:335:ILE:HG23	1:C5:341:ILE:HD13	1.95	0.48
2:D2:256:ASN:HD21	1:D3:180:ALA:HA	1.78	0.48
2:D6:60:VAL:HG12	2:E6:281:TYR:O	2.07	0.48
2:E2:105:HIS:ND1	2:E2:146:GLY:O	2.46	0.48
2:F0:175:VAL:HG11	2:F0:208:TYR:HE2	1.78	0.48
1:F1:60:LYS:CE	1:G0:282:TYR:CD1	2.79	0.48
1:G4:60:LYS:CD	1:H4:282:TYR:HD2	2.17	0.48
2:H5:48:ASN:O	2:H5:62:ARG:NH2	2.47	0.48

Continued on next page...

Continued from previous page...

Atom-1	Atom-2	Interatomic distance (Å)	Clash overlap (Å)
2:I1:256:ASN:OD1	1:I2:101:ASN:ND2	2.47	0.48
1:I2:216:ASN:HD21	1:I2:300:ASN:HD21	1.61	0.48
2:I5:56:GLY:N	1:J5:372:GLN:HE22	2.11	0.48
2:I5:375:GLN:HB2	2:I5:419:VAL:HG23	1.95	0.48
1:K2:282:TYR:CZ	5:2F:9:ARG:NH2	2.78	0.48
2:K5:60:VAL:CB	2:L5:281:TYR:C	2.86	0.48
2:L5:170:VAL:HG21	2:L5:377:LEU:HD11	1.95	0.48
1:M2:251:ASP:H	1:M2:254:GLU:HB3	1.78	0.48
2:M5:10:GLY:O	2:M5:14:ASN:ND2	2.43	0.48
1:N0:340:THR:HG23	1:N0:341:ILE:HD12	1.94	0.48
2:N5:257:MET:HE3	2:N5:314:ALA:HB2	1.95	0.48
2:O3:245:GLN:HA	1:O4:15:GLN:HE22	1.78	0.48
1:O4:60:LYS:NZ	1:P4:283:HIS:CD2	2.81	0.48
1:O6:140:SER:HB2	8:O6:501:GTP:C5'	2.26	0.48
1:O6:251:ASP:H	1:O6:254:GLU:HB2	1.78	0.48
2:P1:86:ARG:NH1	2:Q0:281:TYR:O	2.46	0.48
1:Q3:326:LYS:HZ3	2:Q4:212:PHE:HB2	1.76	0.48
2:R6:67:ASP:HA	2:R6:143:THR:HG21	1.95	0.48
1:S1:352:LYS:HA	2:S2:177:ASP:C	2.38	0.48
2:S6:375:GLN:HG3	2:S6:379:LYS:HZ2	1.78	0.48
2:T0:58:LYS:CE	2:U0:280:GLN:O	2.62	0.48
1:T1:89:PRO:CD	1:U1:280:LYS:HE3	2.44	0.48
2:U0:286:VAL:HG11	2:U0:326:VAL:HA	1.96	0.48
2:U4:27:GLU:OE1	2:U4:241:ARG:NH2	2.46	0.48
2:U4:343:GLU:O	1:U5:397:LEU:HD21	2.13	0.48
2:U6:107:THR:OG1	2:U6:108:GLU:OE1	2.31	0.48
2:V3:87:PRO:HD3	2:W3:281:TYR:CD2	2.47	0.48
2:V3:344:TRP:CZ3	1:V4:403:ALA:HB2	2.49	0.48
1:W0:47:ASP:OD1	1:W0:47:ASP:N	2.46	0.48
2:W3:48:ASN:O	2:W3:62:ARG:NH2	2.46	0.48
2:W3:125:GLU:O	3:X2:17:ILE:CB	2.61	0.48
1:W4:206:ASN:ND2	8:W4:501:GTP:O2'	2.45	0.48
5:1F:36:ARG:NH2	5:1G:121:ARG:NH1	2.62	0.48
6:9B:497:ASN:HA	6:9B:500:LYS:HD2	1.94	0.48
1:C1:141:PHE:O	1:C1:147:SER:OG	2.32	0.48
1:C3:89:PRO:CB	1:D3:279:GLU:OE1	2.50	0.48
2:C4:170:VAL:HG21	2:C4:377:LEU:HD11	1.95	0.48
2:D4:58:LYS:CD	2:E4:280:GLN:HB3	2.44	0.48
1:E1:139:HIS:HE2	1:E1:141:PHE:HE1	1.62	0.48
2:E2:58:LYS:NZ	2:F2:280:GLN:O	2.46	0.48
2:E2:395:LEU:HA	2:E2:398:TYR:HD2	1.79	0.48

Continued on next page...

Continued from previous page...

Atom-1	Atom-2	Interatomic distance (Å)	Clash overlap (Å)
2:E6:55:THR:HB	2:F6:284:LEU:CG	2.43	0.48
1:F3:90:GLU:OE2	1:G2:280:LYS:NZ	2.32	0.48
1:G4:265:ILE:HG12	1:G4:432:TYR:HE1	1.78	0.48
1:H2:60:LYS:NZ	1:I2:282:TYR:OH	2.45	0.48
1:H4:88:HIS:HA	1:I4:283:HIS:CB	2.44	0.48
2:I1:161:ASP:OD1	2:I1:161:ASP:N	2.44	0.48
1:J1:98:ASP:N	1:J1:98:ASP:OD1	2.44	0.48
2:J2:274:THR:HG21	2:J2:282:ARG:HD3	1.95	0.48
1:J5:157:LEU:HD22	1:J5:166:LYS:HD3	1.95	0.48
1:L4:88:HIS:CD2	1:M4:284:GLU:N	2.67	0.48
2:L5:1:MET:SD	1:L6:72:PRO:HG3	2.53	0.48
2:L5:161:ASP:O	2:L5:162:ARG:NE	2.46	0.48
1:M4:206:ASN:OD1	8:M4:501:GTP:N2	2.46	0.48
1:N0:62:VAL:HG13	1:O0:283:HIS:HB3	1.94	0.48
2:N1:129:CYS:HB2	1:N2:96:LYS:HD3	1.94	0.48
2:N3:58:LYS:HE3	2:O3:281:TYR:HA	1.95	0.48
2:N3:113:VAL:HG11	2:N3:150:LEU:HD22	1.95	0.48
1:O0:56:THR:HA	1:P0:285:GLN:HB2	1.94	0.48
1:P0:349:THR:HG21	2:P1:182:PRO:HD3	1.96	0.48
2:P3:68:LEU:HD22	2:P3:97:ALA:HB2	1.96	0.48
2:P3:385:PHE:HZ	2:P3:408:PHE:HB3	1.77	0.48
2:P5:260:PHE:CZ	1:P6:401:LYS:O	2.67	0.48
2:P5:390:ARG:HE	6:9A:565:GLU:HB3	1.79	0.48
2:Q0:118:ASP:OD2	2:R0:297:LYS:NZ	2.46	0.48
2:Q2:406:MET:HA	6:9B:515:ALA:N	2.29	0.48
1:R1:89:PRO:HG2	1:S1:280:LYS:N	2.27	0.48
2:R2:252:LYS:CE	1:R3:100:ALA:HA	2.44	0.48
2:R4:406:MET:H	6:9A:468:GLU:CB	2.26	0.48
2:S0:10:GLY:O	2:S0:14:ASN:ND2	2.45	0.48
2:S0:51:TYR:HB3	2:S0:59:TYR:HB3	1.95	0.48
2:S2:350:LYS:HG2	1:S3:179:THR:O	2.12	0.48
2:T2:122:LYS:NZ	2:U2:295:ASP:CG	2.72	0.48
1:T5:171:ILE:CG1	8:T5:501:GTP:N3	2.75	0.48
1:T5:289:ALA:O	1:T5:293:ASN:ND2	2.46	0.48
2:U2:135:LEU:HD22	2:U2:152:ILE:HD11	1.95	0.48
1:V0:60:LYS:HD2	1:W0:283:HIS:N	2.27	0.48
1:V2:328:VAL:HG11	1:V2:353:VAL:HG21	1.94	0.48
2:V3:87:PRO:HD3	2:W3:281:TYR:HD2	1.78	0.48
2:V5:375:GLN:HB3	2:V5:422:TYR:HD2	1.78	0.48
2:W1:186:THR:HG22	2:W1:415:MET:HE1	1.95	0.48
1:W2:71:GLU:HB3	1:W2:98:ASP:HB3	1.95	0.48

Continued on next page...

Continued from previous page...

Atom-1	Atom-2	Interatomic distance (Å)	Clash overlap (Å)
2:W5:125:GLU:CG	3:X3:17:ILE:CD1	2.92	0.48
5:3E:8:ASP:OD1	5:3E:38:SER:OG	2.29	0.48
5:4J:8:ASP:OD1	5:4J:38:SER:OG	2.29	0.48
6:9B:496:LYS:HA	6:9B:499:LYS:HD2	1.95	0.48
5:3I:177:THR:OG1	5:3I:180:GLU:HG3	2.12	0.48
5:5C:141:ASN:HB3	5:5C:207:LYS:HG3	1.51	0.48
1:A4:262:TYR:CG	3:X2:117:PHE:HZ	2.31	0.48
2:A5:83:GLN:HB3	2:B4:281:TYR:OH	2.13	0.48
2:B0:58:LYS:HD3	2:C0:280:GLN:HB3	1.95	0.48
1:B3:115:ILE:HA	1:B3:118:VAL:HG22	1.96	0.48
1:C1:154:MET:HE1	1:C1:194:THR:HG22	1.95	0.48
1:C3:385:ALA:HB2	1:C3:432:TYR:HD2	1.78	0.48
2:C4:3:GLU:HB2	2:C4:130:LEU:HA	1.95	0.48
1:D1:16:ILE:HD11	1:D1:171:ILE:HD11	1.96	0.48
2:E2:236:VAL:HG13	2:E2:237:THR:HG23	1.96	0.48
2:E6:192:LEU:HD21	2:E6:199:THR:HG21	1.94	0.48
2:F0:200:TYR:HB3	2:F0:268:PRO:HG3	1.95	0.48
1:F1:88:HIS:CE1	1:G0:284:GLU:CG	2.93	0.48
1:F1:231:ILE:HA	1:F1:234:ILE:HD12	1.95	0.48
2:H5:161:ASP:OD1	2:H5:161:ASP:N	2.45	0.48
2:I1:87:PRO:CA	1:J1:280:LYS:HZ2	2.27	0.48
1:J3:103:TYR:HD2	1:J3:413:MET:HE1	1.78	0.48
1:K0:11:GLN:NE2	8:K0:501:GTP:O1A	2.46	0.48
2:K1:306:ARG:NH2	2:N1:281:TYR:OH	2.47	0.48
1:L0:88:HIS:CB	1:M0:283:HIS:CB	2.91	0.48
1:M2:11:GLN:HG3	1:M2:74:VAL:HG21	1.94	0.48
1:M4:182:VAL:HG22	1:M4:185:TYR:HB2	1.95	0.48
1:N0:2:ARG:HH11	2:N1:70:PRO:HB2	1.72	0.48
2:N1:2:ARG:NH2	1:N2:73:THR:CG2	2.73	0.48
2:N1:60:VAL:CG1	2:O1:281:TYR:HD1	2.25	0.48
2:N1:252:LYS:O	2:N1:256:ASN:ND2	2.39	0.48
2:N3:129:CYS:SG	1:N4:97:GLU:CG	3.01	0.48
1:N4:10:GLY:CA	8:N4:501:GTP:O1B	2.58	0.48
1:N4:248:LEU:HD12	2:N5:222:TYR:HE2	1.74	0.48
2:N5:161:ASP:OD1	2:N5:161:ASP:N	2.47	0.48
2:N5:232:THR:HG21	2:N5:268:PRO:HB3	1.95	0.48
2:N5:327:ASP:CG	1:N6:177:VAL:HB	2.39	0.48
2:O5:346:PRO:CG	1:O6:394:LYS:CG	2.87	0.48
1:O6:75:ILE:HG22	1:O6:79:ARG:HD2	1.95	0.48
1:P2:154:MET:HE1	1:P2:168:GLU:HG3	1.95	0.48
2:P5:324:LYS:CE	1:P6:210:TYR:O	2.61	0.48

Continued on next page...

Continued from previous page...

Atom-1	Atom-2	Interatomic distance (Å)	Clash overlap (Å)
1:Q1:120:ASP:OD1	1:R1:297:GLU:CD	2.57	0.48
2:Q2:84:ILE:HA	2:R2:281:TYR:OH	2.09	0.48
2:Q2:255:VAL:CG1	1:Q3:100:ALA:O	2.61	0.48
2:Q2:354:CYS:SG	2:Q2:355:ASP:N	2.86	0.48
1:R5:107:HIS:ND1	1:R5:151:SER:OG	2.32	0.48
1:R5:203:MET:HE1	1:R5:384:ILE:HG21	1.96	0.48
2:T0:345:ILE:HG23	1:T1:398:MET:CE	2.42	0.48
1:T5:60:LYS:HD2	1:U5:282:TYR:CD1	2.48	0.48
1:T5:140:SER:HB3	8:T5:501:GTP:C4'	2.43	0.48
2:U2:344:TRP:CZ3	1:U3:401:LYS:CG	2.97	0.48
1:U3:372:GLN:HB2	1:U3:373:ARG:HE	1.78	0.48
2:U4:84:ILE:CA	2:V3:281:TYR:CE1	2.93	0.48
2:V1:73:MET:HE3	2:V1:92:PHE:HB3	1.96	0.48
2:V5:230:SER:HA	2:V5:233:MET:HG3	1.95	0.48
1:W2:120:ASP:HB2	3:X1:6:PHE:CE1	2.48	0.48
1:W4:206:ASN:OD1	8:W4:501:GTP:N2	2.46	0.48
1:W4:406:HIS:HA	1:W4:409:VAL:HG12	1.94	0.48
1:W6:406:HIS:HA	1:W6:409:VAL:HG12	1.95	0.48
5:1C:87:PHE:HE1	5:1C:103:THR:HB	1.78	0.48
5:1C:109:SER:H	5:1C:112:ARG:HD2	1.78	0.48
5:2F:178:PRO:O	5:2F:179:GLU:C	2.55	0.48
5:3C:87:PHE:HE1	5:3C:103:THR:HB	1.77	0.48
5:3I:87:PHE:HE1	5:3I:103:THR:HB	1.78	0.48
1:A0:154:MET:HA	1:A0:157:LEU:HB2	1.94	0.48
2:A5:283:ALA:HB2	2:M5:53:GLU:O	2.13	0.48
2:B0:60:VAL:HG11	2:C0:281:TYR:HA	1.94	0.48
1:B1:175:PRO:O	1:B1:394:LYS:NZ	2.44	0.48
2:C2:33:THR:O	2:C2:58:LYS:NZ	2.46	0.48
2:C4:55:THR:HG21	2:D4:284:LEU:HB2	1.95	0.48
1:D1:439:SER:HB3	2:D2:391:ARG:HH11	1.78	0.48
1:D3:292:THR:HG21	1:D3:331:ALA:HB1	1.96	0.48
1:E3:41:THR:CG2	5:3J:20:THR:HB	2.43	0.48
1:E3:75:ILE:HG22	1:E3:79:ARG:HE	1.77	0.48
2:E4:199:THR:OG1	2:E4:264:HIS:O	2.30	0.48
2:E4:211:CYS:HA	2:E4:215:LEU:HB2	1.94	0.48
2:F0:112:LEU:HB3	2:F0:147:MET:HE2	1.94	0.48
1:F1:241:SER:OG	1:F1:250:VAL:O	2.25	0.48
2:F6:135:LEU:HD23	2:F6:166:THR:HG22	1.95	0.48
2:G1:5:VAL:HG22	2:G1:62:ARG:HD3	1.95	0.48
1:G4:85:GLN:CA	1:H4:283:HIS:HE1	2.16	0.48
1:H4:76:ASP:OD1	1:H4:79:ARG:NH1	2.47	0.48

Continued on next page...

Continued from previous page...

Atom-1	Atom-2	Interatomic distance (Å)	Clash overlap (Å)
2:I3:333:VAL:HA	2:I3:336:LYS:HG2	1.94	0.48
1:I6:193:THR:HA	1:I6:196:GLU:HG2	1.96	0.48
1:K2:88:HIS:CB	1:L2:283:HIS:HB2	2.38	0.48
2:L1:318:ARG:NH1	2:L1:356:ILE:O	2.46	0.48
1:L6:62:VAL:HB	1:M6:283:HIS:CA	2.44	0.48
1:N2:347:CYS:HA	2:N3:388:MET:HE2	1.96	0.48
1:N4:89:PRO:CA	1:O4:280:LYS:CG	2.91	0.48
1:N4:295:CYS:O	1:N4:301:GLN:NE2	2.47	0.48
1:O2:441:GLU:CA	6:9B:612:LYS:CD	2.91	0.48
2:O5:325:GLU:OE2	1:O6:221:ARG:NH1	2.46	0.48
1:P0:1:MET:HE2	2:P1:94:GLN:OE1	2.13	0.48
1:P4:231:ILE:CD1	8:P4:501:GTP:N2	2.77	0.48
2:Q0:86:ARG:CA	2:R0:281:TYR:HB3	2.43	0.48
2:Q2:129:CYS:HB2	1:Q3:96:LYS:HG2	1.94	0.48
1:Q3:6:SER:O	1:Q3:65:ALA:HA	2.14	0.48
1:Q3:256:GLN:NE2	2:Q4:397:TRP:HH2	2.10	0.48
1:Q3:346:TRP:O	2:Q4:388:MET:CG	2.49	0.48
2:R2:87:PRO:HD2	2:S2:278:SER:HA	1.96	0.48
1:R3:171:ILE:HG21	8:R3:501:GTP:H1'	1.96	0.48
1:R5:167:LEU:HD21	1:R5:255:PHE:HZ	1.78	0.48
1:S5:435:VAL:HA	2:S6:391:ARG:NH2	2.27	0.48
1:T1:53:PHE:O	1:T1:64:ARG:NH1	2.46	0.48
2:T4:51:TYR:O	2:T4:62:ARG:NH2	2.46	0.48
2:T4:55:THR:HG21	2:U4:284:LEU:CG	2.43	0.48
2:T6:55:THR:H	2:U6:283:ALA:HA	1.79	0.48
2:U4:117:LEU:HA	2:U4:120:VAL:HG12	1.94	0.48
2:U4:163:ILE:HD11	2:U4:251:ARG:HG3	1.95	0.48
2:U4:202:ILE:HD12	2:U4:300:MET:HE2	1.95	0.48
1:U5:60:LYS:HE3	1:V4:282:TYR:C	2.35	0.48
1:V0:256:GLN:HG2	2:V1:397:TRP:HZ2	1.69	0.48
1:V2:88:HIS:CE1	1:W2:280:LYS:CD	2.97	0.48
1:V2:326:LYS:HD3	2:V3:220:PRO:CD	2.44	0.48
2:V3:251:ARG:C	1:V4:100:ALA:CB	2.87	0.48
1:W0:90:GLU:CD	3:X0:4:ASN:HB3	2.35	0.48
2:W3:344:TRP:CD1	2:W3:344:TRP:H	2.32	0.48
2:W5:68:LEU:HD12	2:W5:97:ALA:HB2	1.94	0.48
4:Y1:266:ILE:HD13	4:Y1:270:LEU:HD21	1.96	0.48
5:3J:8:ASP:OD1	5:3J:38:SER:OG	2.29	0.48
5:4J:178:PRO:O	5:4J:179:GLU:C	2.56	0.48
2:A1:325:GLU:OE2	1:A2:221:ARG:NE	2.45	0.48
2:B0:272:PRO:CG	2:B0:364:SER:HA	2.43	0.48

Continued on next page...

Continued from previous page...

Atom-1	Atom-2	Interatomic distance (Å)	Clash overlap (Å)
1:B3:89:PRO:HD2	1:C3:280:LYS:HA	1.94	0.48
2:B4:346:PRO:HD3	1:B5:397:LEU:HD23	1.96	0.48
2:C0:60:VAL:CG2	2:D0:281:TYR:O	2.60	0.48
2:C0:113:VAL:HA	2:C0:116:VAL:HB	1.96	0.48
2:D2:122:LYS:CG	2:E2:291:GLN:CG	2.70	0.48
2:E0:372:THR:HG21	2:E0:426:GLN:HB2	1.96	0.48
1:E1:86:LEU:O	1:F1:283:HIS:HD2	1.96	0.48
1:E5:169:PHE:HE2	1:E5:235:VAL:HG22	1.79	0.48
1:E5:298:PRO:HB3	1:E5:307:PRO:HD2	1.95	0.48
1:F1:128:GLN:OE1	1:G0:290:GLU:CD	2.57	0.48
2:F4:372:THR:HG21	2:F4:426:GLN:HB2	1.96	0.48
1:F5:279:GLU:CG	5:2J:9:ARG:NH2	2.76	0.48
2:H1:317:PHE:HB2	2:H1:353:VAL:HG22	1.95	0.48
1:I4:164:LYS:HA	1:I4:164:LYS:HD2	1.77	0.48
1:I6:286:LEU:O	1:I6:373:ARG:NH2	2.39	0.48
2:J0:141:GLY:O	2:J0:145:SER:OG	2.30	0.48
1:K2:167:LEU:HD21	1:K2:255:PHE:HZ	1.79	0.48
1:K4:104:ALA:HB2	1:K4:413:MET:HE3	1.94	0.48
1:M6:102:ASN:HB3	1:M6:105:ARG:HB2	1.96	0.48
1:N2:261:PRO:CA	2:N3:394:PHE:CE1	2.95	0.48
2:N5:87:PRO:HD3	2:O5:278:SER:HA	1.96	0.48
2:O3:389:PHE:CE2	6:9B:604:GLU:HG2	2.38	0.48
1:O6:53:PHE:HB3	1:O6:61:HIS:HB3	1.95	0.48
2:P1:259:PRO:O	1:P2:404:PHE:N	2.45	0.48
2:P3:67:ASP:O	2:P3:92:PHE:HA	2.13	0.48
1:P4:319:TYR:HB3	1:P4:323:VAL:HG21	1.95	0.48
1:P6:16:ILE:CG1	8:P6:501:GTP:O6	2.62	0.48
1:Q1:86:LEU:O	1:R1:283:HIS:CE1	2.67	0.48
2:Q2:259:PRO:CB	1:Q3:404:PHE:CZ	2.96	0.48
1:Q3:326:LYS:CD	2:Q4:220:PRO:HG2	2.43	0.48
2:R2:408:PHE:HB3	6:9B:476:TRP:CZ2	2.48	0.48
1:R3:435:VAL:C	2:R4:391:ARG:HH22	2.21	0.48
1:R3:435:VAL:CA	2:R4:391:ARG:NH2	2.69	0.48
2:R4:10:GLY:O	2:R4:14:ASN:ND2	2.46	0.48
2:R6:69:GLU:HG2	2:R6:71:GLY:H	1.79	0.48
2:S2:246:LEU:HD11	8:S3:501:GTP:H5"	1.96	0.48
2:S2:261:PRO:HG3	1:S3:406:HIS:CG	2.47	0.48
1:S5:12:ALA:CB	8:S5:501:GTP:C1'	2.92	0.48
2:T6:131:GLN:HE22	2:T6:251:ARG:HE	1.61	0.48
2:T6:141:GLY:O	2:T6:145:SER:OG	2.28	0.48
2:U2:87:PRO:CD	2:V1:278:SER:CB	2.91	0.48

Continued on next page...

Continued from previous page...

Atom-1	Atom-2	Interatomic distance (Å)	Clash overlap (Å)
1:V2:258:ASN:O	2:V3:394:PHE:HE1	1.96	0.48
1:V4:27:GLU:OE1	1:V4:243:ARG:NH2	2.47	0.48
1:V4:127:ASP:CG	1:W4:293:ASN:CG	2.82	0.48
2:W1:271:ALA:HB3	2:W1:365:ALA:HB3	1.95	0.48
5:1E:120:PHE:CZ	5:1E:178:PRO:N	2.82	0.48
5:2E:46:ARG:NH2	5:2E:180:GLU:OE1	2.46	0.48
5:3F:87:PHE:HE1	5:3F:103:THR:HB	1.78	0.48
5:6C:46:ARG:HD3	5:6C:166:PHE:CD1	2.47	0.48
5:6D:87:PHE:HE1	5:6D:103:THR:HB	1.77	0.48
1:B5:406:HIS:HA	1:B5:409:VAL:HG22	1.96	0.48
1:D3:254:GLU:O	1:D3:258:ASN:ND2	2.47	0.48
1:D3:438:ASP:OD1	1:D3:438:ASP:N	2.45	0.48
2:D6:86:ARG:HH22	2:E6:278:SER:C	2.20	0.48
2:D6:161:ASP:O	2:D6:162:ARG:NE	2.47	0.48
2:E0:248:ALA:HA	2:E0:252:LYS:HD2	1.95	0.48
2:E6:245:GLN:HE21	2:E6:353:VAL:HG21	1.78	0.48
2:F0:24:ILE:HA	2:F0:27:GLU:HG2	1.95	0.48
2:G1:58:LYS:HZ3	2:H1:280:GLN:CD	2.22	0.48
1:G2:203:MET:HE1	1:G2:267:PHE:HB3	1.96	0.48
2:G5:54:ALA:HB2	2:H5:282:ARG:C	2.36	0.48
2:G5:167:PHE:CE2	2:G5:233:MET:HG3	2.49	0.48
2:I5:10:GLY:O	2:I5:14:ASN:ND2	2.46	0.48
1:I6:89:PRO:CG	2:J6:277:GLY:O	2.53	0.48
2:J2:101:TRP:CD1	2:J2:146:GLY:HA2	2.49	0.48
1:K0:141:PHE:O	1:K0:147:SER:OG	2.31	0.48
2:K3:113:VAL:HG11	2:K3:150:LEU:HD22	1.96	0.48
2:K5:60:VAL:CB	2:L5:281:TYR:CA	2.82	0.48
2:K5:121:ARG:NH1	2:K5:158:GLU:OE2	2.47	0.48
2:L5:117:LEU:HA	2:L5:120:VAL:HG12	1.95	0.48
2:L5:318:ARG:NH1	2:L5:356:ILE:O	2.46	0.48
2:M3:325:GLU:HA	2:M3:328:GLU:HG2	1.95	0.48
2:N5:350:LYS:HG3	1:N6:180:ALA:HA	1.96	0.48
1:N6:88:HIS:CE1	1:O6:280:LYS:CE	2.96	0.48
2:O1:222:TYR:HB2	4:Y0:203:THR:OG1	2.13	0.48
2:O3:54:ALA:HB1	2:P3:282:ARG:C	2.39	0.48
1:O4:70:LEU:HD13	1:O4:145:THR:HG23	1.96	0.48
1:O6:62:VAL:CG2	1:P6:283:HIS:C	2.87	0.48
1:P0:27:GLU:OE1	1:P0:243:ARG:NH1	2.47	0.48
2:P3:228:LEU:HD21	2:P3:273:LEU:HD21	1.96	0.48
2:Q0:83:GLN:C	2:R0:281:TYR:HH	2.09	0.48
2:Q0:247:ASN:ND2	1:Q1:73:THR:HG21	2.29	0.48

Continued on next page...

Continued from previous page...

Atom-1	Atom-2	Interatomic distance (Å)	Clash overlap (Å)
2:Q2:331:LEU:HB2	1:Q3:177:VAL:HG12	1.96	0.48
2:R0:200:TYR:HE2	2:R0:368:ILE:HG12	1.79	0.48
2:R0:375:GLN:NE2	2:R0:419:VAL:O	2.46	0.48
1:R3:86:LEU:C	1:S3:283:HIS:NE2	2.72	0.48
2:S0:58:LYS:NZ	2:T0:280:GLN:CG	2.77	0.48
1:S1:60:LYS:CB	1:T1:282:TYR:O	2.61	0.48
2:S4:5:VAL:HG22	2:S4:62:ARG:HD3	1.96	0.48
2:T0:60:VAL:CB	2:U0:281:TYR:O	2.61	0.48
2:T0:313:VAL:HG13	2:T0:367:PHE:HE1	1.79	0.48
2:T0:425:TYR:CZ	1:T1:401:LYS:NZ	2.81	0.48
1:T1:350:GLY:O	2:T2:179:VAL:HG22	2.14	0.48
2:U0:246:LEU:CD1	8:U1:501:GTP:H8	2.25	0.48
1:U1:60:LYS:CG	1:V0:283:HIS:HA	2.27	0.48
2:U2:51:TYR:O	2:U2:62:ARG:NH2	2.47	0.48
2:U2:247:ASN:ND2	1:U3:71:GLU:OE2	2.47	0.48
2:U2:251:ARG:HB3	1:U3:100:ALA:CB	2.38	0.48
2:V1:42:LEU:HD22	2:V1:356:ILE:HD11	1.95	0.48
2:V1:54:ALA:HB1	2:W1:282:ARG:O	2.13	0.48
1:V2:102:ASN:HB2	1:V2:105:ARG:HB2	1.96	0.48
2:V3:85:PHE:O	2:W3:281:TYR:CG	2.67	0.48
2:V3:247:ASN:HB2	1:V4:11:GLN:OE1	2.14	0.48
1:V4:349:THR:HG23	2:V5:179:VAL:O	2.14	0.48
1:W4:132:LEU:HD23	1:W4:164:LYS:HE3	1.95	0.48
5:1D:120:PHE:CZ	5:1D:178:PRO:N	2.82	0.48
5:2A:120:PHE:CZ	5:2A:178:PRO:N	2.82	0.48
5:2E:120:PHE:CZ	5:2E:178:PRO:N	2.82	0.48
5:3F:46:ARG:NH2	5:3F:180:GLU:OE1	2.46	0.48
5:4I:8:ASP:OD1	5:4I:38:SER:OG	2.29	0.48
5:7D:120:PHE:CZ	5:7D:178:PRO:N	2.82	0.48
5:6A:109:SER:O	5:6A:113:LYS:HB3	2.13	0.48
5:6A:120:PHE:CZ	5:6A:178:PRO:N	2.82	0.48
5:6C:46:ARG:NH2	5:6C:180:GLU:OE1	2.46	0.48
5:6C:141:ASN:HB3	5:6C:207:LYS:HG3	1.51	0.48
5:6D:120:PHE:CZ	5:6D:178:PRO:N	2.82	0.48
5:5C:120:PHE:CZ	5:5C:178:PRO:N	2.82	0.48
1:A0:139:HIS:ND1	1:A0:168:GLU:OE2	2.47	0.48
1:A2:364:PRO:HG2	5:2C:197:TYR:CG	2.48	0.48
1:A2:396:ASP:OD1	3:X1:55:SER:OG	2.32	0.48
1:A6:89:PRO:CD	1:B5:280:LYS:CD	2.92	0.48
1:A6:89:PRO:HD2	1:B5:280:LYS:HD2	1.95	0.48
1:A6:397:LEU:HD12	3:X3:30:ARG:HH12	1.73	0.48

Continued on next page...

Continued from previous page...

Atom-1	Atom-2	Interatomic distance (Å)	Clash overlap (Å)
2:C0:86:ARG:HG3	2:D0:278:SER:OG	2.14	0.48
2:E2:290:THR:HG21	2:E2:329:GLN:HB3	1.96	0.48
2:E2:375:GLN:HA	2:E2:378:PHE:HD2	1.78	0.48
2:E4:58:LYS:NZ	2:F4:280:GLN:CG	2.77	0.48
2:E6:136:THR:HG22	2:E6:167:PHE:HB2	1.96	0.48
1:F1:5:ILE:HD13	1:F1:64:ARG:HB3	1.95	0.48
2:F6:35:THR:HG22	2:F6:36:TYR:H	1.79	0.48
2:G1:156:ARG:HG2	2:G1:164:MET:HE3	1.96	0.48
2:G3:122:LYS:HZ1	2:H3:291:GLN:CB	2.21	0.48
2:H3:10:GLY:O	2:H3:14:ASN:ND2	2.47	0.48
1:I2:203:MET:HE3	1:I2:267:PHE:HD1	1.78	0.48
2:I5:55:THR:C	1:J5:372:GLN:HE21	2.21	0.48
2:I5:58:LYS:HB2	2:I5:58:LYS:HE3	1.73	0.48
2:J4:141:GLY:O	2:J4:145:SER:OG	2.32	0.48
2:K1:8:GLN:NE2	2:K1:65:LEU:HG	2.28	0.48
2:K1:340:TYR:HE1	2:N1:281:TYR:HA	1.78	0.48
2:L1:60:VAL:HG21	2:M1:281:TYR:CA	2.44	0.48
2:L3:171:PRO:HG2	2:L3:185:ALA:HB2	1.96	0.48
2:L5:324:LYS:N	1:L6:221:ARG:HG2	2.28	0.48
1:M0:326:LYS:HD2	1:M0:329:ASN:HB3	1.95	0.48
1:N2:253:THR:CG2	2:N3:103:LYS:NZ	2.64	0.48
2:O5:260:PHE:CE1	1:O6:403:ALA:HA	2.49	0.48
2:O5:406:MET:N	6:9A:597:LYS:CG	2.74	0.48
1:O6:319:TYR:HB3	1:O6:323:VAL:HG21	1.96	0.48
1:P0:253:THR:HG21	2:P1:103:LYS:HE2	1.96	0.48
2:P1:86:ARG:NH1	2:Q0:282:ARG:HA	2.29	0.48
2:P1:186:THR:HG23	2:P1:415:MET:HE2	1.95	0.48
1:P2:286:LEU:O	1:P2:373:ARG:NH1	2.47	0.48
2:P5:8:GLN:HE21	2:P5:14:ASN:HA	1.79	0.48
1:Q1:254:GLU:HA	2:Q2:98:GLY:C	2.39	0.48
1:Q1:258:ASN:ND2	2:Q2:178:THR:HG23	2.28	0.48
2:Q2:406:MET:HB3	6:9B:518:LYS:CE	2.42	0.48
1:R1:435:VAL:C	2:R2:391:ARG:HH22	2.22	0.48
2:R4:12:CYS:HB3	2:R4:138:SER:HB2	1.95	0.48
2:S6:16:ILE:CA	9:S6:501:GDP:O6	2.62	0.48
1:T1:91:GLN:HE22	1:T1:125:LEU:HD11	1.78	0.48
2:T2:10:GLY:O	2:T2:14:ASN:ND2	2.47	0.48
2:T4:334:GLN:HE22	2:T4:347:ASN:HA	1.79	0.48
1:T5:350:GLY:HA2	2:T6:179:VAL:HG13	1.95	0.48
2:U4:251:ARG:HB3	1:U5:100:ALA:HB2	1.96	0.48
2:V1:39:ASP:OD1	2:V1:39:ASP:N	2.44	0.48

Continued on next page...

Continued from previous page...

Atom-1	Atom-2	Interatomic distance (Å)	Clash overlap (Å)
2:V1:139:LEU:HG	2:V1:168:SER:HB3	1.96	0.48
2:V1:272:PRO:CB	2:V1:361:LEU:HD21	2.44	0.48
2:V3:113:VAL:HG11	2:V3:150:LEU:HD22	1.94	0.48
1:W4:102:ASN:HB3	1:W4:105:ARG:HB2	1.94	0.48
5:1F:8:ASP:OD1	5:1F:38:SER:OG	2.29	0.48
5:1F:116:ILE:HG12	5:1F:202:MET:HE2	1.95	0.48
5:2C:120:PHE:CZ	5:2C:178:PRO:N	2.82	0.48
5:2E:8:ASP:OD1	5:2E:38:SER:OG	2.28	0.48
5:3G:87:PHE:HE1	5:3G:103:THR:HB	1.77	0.48
6:9B:581:GLU:HA	6:9B:584:LYS:HD2	1.96	0.48
5:4H:120:PHE:CZ	5:4H:178:PRO:N	2.82	0.48
5:6C:120:PHE:CZ	5:6C:178:PRO:N	2.82	0.48
5:5A:120:PHE:CZ	5:5A:178:PRO:N	2.82	0.48
1:A4:397:LEU:CD1	3:X2:30:ARG:HH22	2.08	0.47
1:A6:35:GLN:OE1	1:B5:282:TYR:OH	2.27	0.47
1:B5:180:ALA:HB3	1:B5:183:GLU:HB2	1.95	0.47
1:C1:88:HIS:CE1	1:D1:284:GLU:HB2	2.27	0.47
2:C2:88:ASP:N	2:D2:278:SER:HB2	2.29	0.47
2:C2:107:THR:HG21	2:C2:401:GLU:HB3	1.96	0.47
1:C5:286:LEU:O	1:C5:373:ARG:NH1	2.47	0.47
2:D4:271:ALA:H	2:D4:293:MET:HE1	1.79	0.47
2:E0:84:ILE:HA	2:F0:281:TYR:CE1	2.48	0.47
1:E3:185:TYR:OH	1:E3:398:MET:O	2.32	0.47
2:E4:58:LYS:HZ3	2:F4:280:GLN:CG	2.26	0.47
1:F1:7:ILE:HB	1:F1:137:VAL:HG12	1.96	0.47
2:F2:7:LEU:HD11	2:F2:151:LEU:HD23	1.96	0.47
1:F3:88:HIS:CD2	1:G2:283:HIS:HB3	2.43	0.47
2:F4:86:ARG:CD	2:G3:282:ARG:HE	2.26	0.47
1:G4:9:VAL:HG23	1:G4:68:VAL:HG13	1.96	0.47
2:G5:54:ALA:C	2:H5:283:ALA:HA	2.28	0.47
1:H2:85:GLN:O	1:I2:283:HIS:CE1	2.67	0.47
2:J2:245:GLN:O	1:J3:11:GLN:NE2	2.47	0.47
1:J5:260:VAL:HG11	1:J5:266:HIS:HA	1.96	0.47
1:L4:90:GLU:HG2	1:M4:280:LYS:HD3	1.91	0.47
2:O1:145:SER:HB2	2:O1:188:SER:HB3	1.96	0.47
2:O1:271:ALA:HB2	2:O1:293:MET:CG	2.44	0.47
2:O3:421:GLU:HA	2:O3:424:GLN:HG2	1.95	0.47
2:Q0:84:ILE:CA	2:R0:281:TYR:CE1	2.78	0.47
2:Q0:112:LEU:HD23	2:Q0:147:MET:HE1	1.96	0.47
2:Q2:84:ILE:HA	2:R2:281:TYR:CZ	2.49	0.47
2:Q4:58:LYS:CD	2:R4:280:GLN:O	2.62	0.47

Continued on next page...

Continued from previous page...

Atom-1	Atom-2	Interatomic distance (Å)	Clash overlap (Å)
2:Q4:386:THR:HA	6:9A:522:LYS:HZ3	1.76	0.47
2:R0:259:PRO:HG2	2:R0:263:LEU:HD12	1.96	0.47
1:R1:88:HIS:HD2	1:S1:284:GLU:N	2.11	0.47
1:R1:179:THR:CB	8:R1:501:GTP:O3'	2.61	0.47
1:R1:439:SER:OG	2:R2:390:ARG:NH2	2.47	0.47
2:R6:137:HIS:HE2	2:R6:139:LEU:HD23	1.78	0.47
2:S0:87:PRO:HD2	2:T0:281:TYR:HD1	1.77	0.47
1:S1:137:VAL:HG21	1:S1:154:MET:HE1	1.96	0.47
1:T1:188:ILE:O	1:T1:191:THR:OG1	2.27	0.47
1:T1:286:LEU:O	1:T1:373:ARG:NH1	2.44	0.47
1:T5:326:LYS:HB2	2:T6:220:PRO:HG2	1.96	0.47
2:U2:54:ALA:N	2:V1:283:ALA:CB	2.49	0.47
1:U5:62:VAL:HG21	1:V4:284:GLU:HA	1.95	0.47
1:U5:98:ASP:O	1:U5:105:ARG:NH1	2.47	0.47
2:V3:86:ARG:CA	2:W3:281:TYR:HB2	2.44	0.47
2:V3:127:CYS:SG	2:V3:128:ASP:N	2.87	0.47
2:V5:87:PRO:CA	2:W5:278:SER:HB2	2.41	0.47
1:W4:171:ILE:HG21	8:W4:501:GTP:H1'	1.96	0.47
1:W6:117:LEU:CD1	3:X3:6:PHE:CB	2.72	0.47
3:X3:16:SER:O	3:X3:36:ARG:NH1	2.40	0.47
5:1A:120:PHE:CZ	5:1A:178:PRO:N	2.82	0.47
5:1D:178:PRO:O	5:1D:179:GLU:C	2.57	0.47
5:3C:77:LYS:CE	5:3D:89:LYS:NZ	2.77	0.47
5:3D:120:PHE:CZ	5:3D:178:PRO:N	2.82	0.47
5:3F:120:PHE:CZ	5:3F:178:PRO:N	2.82	0.47
5:3G:120:PHE:CZ	5:3G:178:PRO:N	2.82	0.47
5:2J:178:PRO:O	5:2J:179:GLU:C	2.57	0.47
5:7C:120:PHE:CZ	5:7C:178:PRO:N	2.82	0.47
5:6A:8:ASP:OD1	5:6A:38:SER:OG	2.28	0.47
2:A1:289:LEU:HD11	2:A1:363:MET:HG2	1.95	0.47
1:A4:3:GLU:HA	1:A4:51:THR:HA	1.96	0.47
1:A4:27:GLU:HG3	1:A4:361:THR:HG21	1.96	0.47
1:B1:60:LYS:HE2	1:C1:283:HIS:HD1	1.73	0.47
1:C3:89:PRO:C	1:D3:280:LYS:HZ2	2.17	0.47
2:D0:17:GLY:HA2	2:D0:20:PHE:HB3	1.95	0.47
2:D2:271:ALA:HB3	2:D2:293:MET:SD	2.54	0.47
2:D4:230:SER:HA	2:D4:233:MET:HB2	1.96	0.47
2:D4:295:ASP:HB3	2:D4:298:ASN:HB2	1.95	0.47
2:E4:57:GLY:N	5:2J:153:TRP:HA	2.28	0.47
2:E6:271:ALA:HB1	2:E6:272:PRO:HD2	1.97	0.47
1:F1:134:GLY:HA3	1:F1:165:SER:HB2	1.95	0.47

Continued on next page...

Continued from previous page...

Atom-1	Atom-2	Interatomic distance (Å)	Clash overlap (Å)
1:F1:332:ILE:HA	1:F1:335:ILE:HD12	1.97	0.47
2:F2:68:LEU:HB3	2:F2:96:GLY:HA2	1.96	0.47
2:G3:55:THR:N	2:H3:282:ARG:O	2.47	0.47
1:H0:60:LYS:HD2	1:I0:282:TYR:CE1	2.49	0.47
1:H0:88:HIS:NE2	1:I0:280:LYS:O	2.47	0.47
1:H0:102:ASN:HB3	1:H0:105:ARG:HB2	1.97	0.47
2:H1:330:MET:HB3	2:H1:349:VAL:HG11	1.96	0.47
1:H4:26:LEU:HA	5:2H:196:VAL:CB	2.44	0.47
1:K2:47:ASP:OD1	1:K2:47:ASP:N	2.47	0.47
1:K2:89:PRO:CD	1:L2:283:HIS:HD2	2.20	0.47
2:K5:122:LYS:NZ	2:L5:291:GLN:HG2	2.26	0.47
1:L4:335:ILE:HG23	1:L4:341:ILE:HD13	1.96	0.47
2:L5:246:LEU:HD11	1:L6:224:TYR:HE2	1.59	0.47
1:L6:335:ILE:HG23	1:L6:341:ILE:HD13	1.96	0.47
2:M3:330:MET:HE2	2:M3:349:VAL:HG11	1.95	0.47
2:M5:162:ARG:HD3	2:M5:162:ARG:HA	1.73	0.47
2:M5:318:ARG:HB2	2:M5:364:SER:HB3	1.96	0.47
2:N1:105:HIS:CD2	2:N1:150:LEU:HB2	2.49	0.47
1:N4:346:TRP:O	2:N5:388:MET:HG2	2.14	0.47
1:O2:349:THR:HG23	2:O3:384:GLN:NE2	2.29	0.47
2:O3:293:MET:HE2	2:O3:365:ALA:HB1	1.95	0.47
2:P1:117:LEU:HD21	2:P1:154:LYS:HB3	1.96	0.47
2:P1:251:ARG:HB3	1:P2:100:ALA:HB2	1.95	0.47
2:P3:344:TRP:HA	1:P4:397:LEU:CG	2.44	0.47
2:P5:46:ARG:NH2	1:P6:72:PRO:O	2.47	0.47
2:P5:60:VAL:CG1	2:Q4:281:TYR:HD1	2.11	0.47
1:P6:128:GLN:HG3	1:Q5:290:GLU:OE1	2.13	0.47
2:R0:88:ASP:OD2	2:S0:278:SER:CB	2.62	0.47
1:R1:310:GLY:HA3	1:R1:383:ALA:HB2	1.96	0.47
2:R2:87:PRO:CG	2:S2:278:SER:N	2.77	0.47
2:R2:318:ARG:HB2	2:R2:364:SER:HB3	1.96	0.47
1:R3:85:GLN:O	1:S3:283:HIS:NE2	2.47	0.47
1:R5:86:LEU:O	1:S5:283:HIS:CD2	2.66	0.47
2:R6:122:LYS:CD	2:S6:291:GLN:HE22	2.26	0.47
2:S0:73:MET:HE1	2:S0:92:PHE:HA	1.97	0.47
1:S1:64:ARG:HG3	1:S1:125:LEU:HD12	1.96	0.47
2:S2:170:VAL:HG21	2:S2:377:LEU:HD21	1.95	0.47
2:S2:252:LYS:CA	1:S3:100:ALA:HB1	2.44	0.47
1:S3:90:GLU:CG	1:T3:280:LYS:CE	2.87	0.47
2:S6:53:GLU:C	2:T6:283:ALA:CB	2.66	0.47
2:S6:86:ARG:HE	2:T6:281:TYR:CA	2.27	0.47

Continued on next page...

Continued from previous page...

Atom-1	Atom-2	Interatomic distance (Å)	Clash overlap (Å)
1:T1:98:ASP:OD1	8:T1:501:GTP:O1G	2.32	0.47
2:T4:135:LEU:HB3	2:T4:166:THR:HG22	1.95	0.47
2:T6:138:SER:CB	9:T6:501:GDP:C4'	2.92	0.47
2:U2:126:SER:HB2	2:V1:291:GLN:CD	2.33	0.47
1:U5:171:ILE:HG13	8:U5:501:GTP:C4	2.48	0.47
1:U5:228:ASN:CG	8:U5:501:GTP:O6	2.58	0.47
1:V2:62:VAL:HG11	1:W2:283:HIS:CB	2.43	0.47
1:V4:104:ALA:HA	1:V4:108:TYR:HD2	1.79	0.47
2:W1:246:LEU:HA	1:W2:11:GLN:OE1	2.14	0.47
3:X0:49:ILE:HG22	3:X0:158:ALA:HA	1.95	0.47
4:Y0:266:ILE:HD13	4:Y0:270:LEU:HD21	1.96	0.47
5:1C:120:PHE:CZ	5:1C:178:PRO:N	2.82	0.47
5:2B:120:PHE:CZ	5:2B:178:PRO:N	2.82	0.47
5:2C:8:ASP:OD1	5:2C:38:SER:OG	2.28	0.47
5:3C:120:PHE:CZ	5:3C:178:PRO:N	2.82	0.47
5:3H:120:PHE:CZ	5:3H:178:PRO:N	2.82	0.47
6:9B:520:LYS:HA	6:9B:523:LYS:HD2	1.96	0.47
5:4I:87:PHE:HE1	5:4I:103:THR:HB	1.78	0.47
5:7A:120:PHE:CZ	5:7A:178:PRO:N	2.82	0.47
5:5B:120:PHE:CZ	5:5B:178:PRO:N	2.82	0.47
5:5D:120:PHE:CZ	5:5D:178:PRO:N	2.82	0.47
2:A3:283:ALA:CB	2:M3:54:ALA:CA	2.43	0.47
2:A3:385:PHE:HZ	2:A3:408:PHE:HB3	1.80	0.47
1:A4:108:TYR:HA	1:A4:112:LYS:HE2	1.95	0.47
1:A6:280:LYS:HG2	1:M6:89:PRO:HD2	1.95	0.47
2:B2:318:ARG:NH1	2:B2:356:ILE:O	2.47	0.47
1:B3:90:GLU:N	1:C3:280:LYS:HD2	2.28	0.47
1:E3:69:ASP:HB3	1:E3:75:ILE:HD11	1.96	0.47
1:E3:215:ARG:NH1	1:E3:299:ALA:O	2.47	0.47
1:E5:215:ARG:HH22	1:E5:299:ALA:HB1	1.79	0.47
2:F2:86:ARG:CG	2:G1:281:TYR:CB	2.44	0.47
1:G0:142:GLY:HA2	1:G0:183:GLU:HG3	1.96	0.47
1:G0:221:ARG:HB2	5:4I:150:ASN:C	2.39	0.47
2:G1:117:LEU:HD21	2:G1:154:LYS:HB3	1.97	0.47
2:H1:86:ARG:HA	2:I1:281:TYR:HD2	1.78	0.47
1:H2:128:GLN:HE22	1:I2:285:GLN:HB2	1.76	0.47
1:H2:282:TYR:CE2	5:3H:9:ARG:NH2	2.82	0.47
1:I2:107:HIS:HA	1:I2:152:LEU:HD22	1.95	0.47
2:I5:317:PHE:N	2:I5:352:ALA:O	2.44	0.47
1:I6:88:HIS:HE2	2:J6:282:ARG:HG3	1.79	0.47
1:J5:221:ARG:HB3	5:1G:150:ASN:CA	2.44	0.47

Continued on next page...

Continued from previous page...

Atom-1	Atom-2	Interatomic distance (Å)	Clash overlap (Å)
1:K0:115:ILE:HD11	1:K0:156:ARG:HG3	1.97	0.47
1:K0:151:SER:HB3	1:K0:193:THR:HG21	1.97	0.47
1:K0:275:VAL:HG23	1:K0:368:LEU:HD21	1.96	0.47
1:K4:62:VAL:HG22	1:L4:283:HIS:HA	1.47	0.47
2:K5:230:SER:HA	2:K5:233:MET:HB3	1.97	0.47
1:M4:154:MET:HE2	1:M4:166:LYS:HD2	1.96	0.47
1:M4:253:THR:HA	1:M4:256:GLN:HG2	1.94	0.47
2:M5:282:ARG:NH1	2:M5:288:GLU:OE2	2.48	0.47
1:N0:90:GLU:N	1:O0:280:LYS:CD	2.78	0.47
1:N2:89:PRO:HD3	1:O2:280:LYS:HA	1.72	0.47
2:N3:404:ASP:OD1	2:N3:404:ASP:N	2.47	0.47
1:N4:260:VAL:HG11	2:N5:397:TRP:HZ2	1.79	0.47
2:O3:222:TYR:CB	4:Y1:203:THR:OG1	2.51	0.47
2:O5:125:GLU:CD	2:P5:336:LYS:NZ	2.72	0.47
1:P0:329:ASN:HD22	2:P1:208:TYR:HD2	1.62	0.47
2:P3:249:ASP:OD1	1:P4:98:ASP:OD2	2.31	0.47
2:P3:327:ASP:HB3	1:P4:177:VAL:HG21	1.95	0.47
2:P5:16:ILE:HD11	9:P5:501:GDP:C2	2.49	0.47
2:Q0:211:CYS:HA	2:Q0:215:LEU:HB2	1.94	0.47
1:Q1:336:LYS:HD3	1:Q1:351:PHE:HE2	1.79	0.47
2:R0:236:VAL:HG13	2:R0:237:THR:HG23	1.95	0.47
2:R4:122:LYS:O	2:S4:291:GLN:NE2	2.22	0.47
2:R4:390:ARG:CG	6:9A:476:TRP:C	2.87	0.47
1:S1:60:LYS:CB	1:T1:282:TYR:CE1	2.89	0.47
1:S1:207:GLU:HA	1:S1:210:TYR:HD2	1.79	0.47
2:S4:27:GLU:OE2	2:S4:241:ARG:NH2	2.34	0.47
1:T5:89:PRO:CD	1:U5:280:LYS:HG2	2.43	0.47
1:U1:86:LEU:HA	1:V0:283:HIS:CD2	2.47	0.47
2:U2:61:PRO:HD3	2:U2:84:ILE:HG12	1.96	0.47
1:U5:346:TRP:CE3	2:U6:393:ALA:HB2	2.49	0.47
2:V1:260:PHE:HA	1:V2:406:HIS:NE2	2.29	0.47
1:V4:251:ASP:H	1:V4:254:GLU:HG2	1.80	0.47
1:W0:6:SER:O	1:W0:65:ALA:HA	2.14	0.47
1:W0:90:GLU:CD	3:X0:4:ASN:HD22	2.17	0.47
2:W3:125:GLU:HG3	3:X2:44:SER:CA	2.45	0.47
5:3C:8:ASP:OD1	5:3C:38:SER:OG	2.29	0.47
5:3D:188:VAL:O	5:3D:192:ILE:HG12	2.13	0.47
5:3E:120:PHE:CZ	5:3E:178:PRO:N	2.82	0.47
1:A4:297:GLU:OE2	1:M4:124:LYS:HE3	2.12	0.47
1:A4:388:TRP:O	1:A4:392:ASP:N	2.37	0.47
1:A4:423:GLU:HB3	3:X2:104:ARG:NE	2.28	0.47

Continued on next page...

Continued from previous page...

Atom-1	Atom-2	Interatomic distance (Å)	Clash overlap (Å)
1:A6:164:LYS:HA	1:A6:164:LYS:HD2	1.79	0.47
2:B0:179:VAL:HG13	2:B0:180:VAL:HG13	1.95	0.47
2:C4:203:ASP:OD1	2:C4:204:ASN:N	2.47	0.47
1:C5:89:PRO:HG2	1:D5:279:GLU:C	1.70	0.47
2:D6:54:ALA:HB1	2:E6:283:ALA:N	2.27	0.47
1:E1:39:ASP:CB	5:4J:74:VAL:HG11	2.45	0.47
2:F0:117:LEU:O	2:F0:121:ARG:NE	2.32	0.47
2:F4:45:GLU:HG3	2:F4:46:ARG:HE	1.77	0.47
2:F4:86:ARG:HD3	2:G3:281:TYR:C	2.39	0.47
2:F4:173:PRO:HB3	2:F4:380:ARG:HH12	1.79	0.47
2:F4:236:VAL:HG13	2:F4:237:THR:HG23	1.95	0.47
2:H3:330:MET:HE2	2:H3:349:VAL:HB	1.96	0.47
1:H4:26:LEU:HA	5:2H:196:VAL:CG2	2.45	0.47
2:I1:87:PRO:HB2	1:J1:280:LYS:CB	2.42	0.47
2:I5:55:THR:C	1:J5:372:GLN:NE2	2.73	0.47
2:J2:406:MET:HG2	2:N1:304:ASP:OD2	2.14	0.47
2:J4:51:TYR:HB3	2:J4:59:TYR:HB3	1.95	0.47
1:J5:221:ARG:CG	5:1G:150:ASN:O	2.51	0.47
2:K1:54:ALA:HA	2:L1:283:ALA:CA	2.44	0.47
2:K3:206:ALA:O	2:K3:210:ILE:HG12	2.15	0.47
2:L1:285:THR:HB	2:L1:287:PRO:HD2	1.96	0.47
1:L6:154:MET:HE1	1:L6:168:GLU:HG3	1.95	0.47
1:M2:300:ASN:O	1:M2:300:ASN:ND2	2.45	0.47
2:M3:69:GLU:HG2	2:M3:71:GLY:H	1.79	0.47
1:N6:171:ILE:HG21	8:N6:501:GTP:C4'	2.44	0.47
1:O2:329:ASN:OD1	2:O3:175:VAL:HG13	2.14	0.47
2:O3:222:TYR:C	4:Y1:203:THR:HG23	2.38	0.47
2:O5:289:LEU:HD21	2:O5:365:ALA:HB2	1.96	0.47
2:P1:350:LYS:HG2	1:P2:179:THR:O	2.14	0.47
1:Q3:248:LEU:CD1	2:Q4:222:TYR:HE2	2.28	0.47
2:Q4:323:MET:CB	1:Q5:210:TYR:OH	2.62	0.47
2:R0:246:LEU:HD11	8:R1:501:GTP:H5'	1.90	0.47
2:R0:344:TRP:O	1:R1:397:LEU:O	2.32	0.47
2:R2:138:SER:HA	2:R2:169:VAL:HB	1.95	0.47
2:R4:24:ILE:HA	2:R4:27:GLU:HB2	1.96	0.47
2:R4:390:ARG:HB2	6:9A:480:LYS:HE2	1.87	0.47
2:R6:375:GLN:HE21	2:R6:419:VAL:HB	1.79	0.47
2:S0:423:GLN:NE2	2:S0:424:GLN:OE1	2.47	0.47
1:S1:89:PRO:HD2	1:T1:280:LYS:HG2	1.97	0.47
1:S1:345:ASP:OD1	1:S1:345:ASP:N	2.45	0.47
2:S2:331:LEU:HD21	1:S3:176:GLN:HG2	1.95	0.47

Continued on next page...

Continued from previous page...

Atom-1	Atom-2	Interatomic distance (Å)	Clash overlap (Å)
1:S3:164:LYS:HA	1:S3:164:LYS:HD2	1.69	0.47
2:T4:251:ARG:HB3	1:T5:100:ALA:HB2	1.95	0.47
2:U2:87:PRO:HD2	2:V1:278:SER:CB	2.44	0.47
1:U5:124:LYS:HE3	1:V4:297:GLU:HG3	1.96	0.47
1:U5:349:THR:O	2:U6:179:VAL:HA	2.14	0.47
2:V1:3:GLU:HG3	2:V1:127:CYS:HB2	1.96	0.47
1:V2:257:THR:HA	2:V3:397:TRP:CD1	2.50	0.47
2:W3:273:LEU:O	2:W3:292:GLN:NE2	2.47	0.47
5:2E:72:ALA:N	5:2F:121:ARG:CZ	2.75	0.47
5:2F:120:PHE:CZ	5:2F:178:PRO:N	2.82	0.47
5:3J:116:ILE:HD13	5:3J:185:TYR:HB3	1.96	0.47
5:3J:178:PRO:O	5:3J:179:GLU:C	2.57	0.47
5:2H:72:ALA:HB2	5:2I:121:ARG:HH12	1.79	0.47
5:2J:8:ASP:OD1	5:2J:38:SER:OG	2.29	0.47
5:2J:120:PHE:CZ	5:2J:178:PRO:N	2.82	0.47
5:7B:120:PHE:CZ	5:7B:178:PRO:N	2.82	0.47
5:1G:178:PRO:O	5:1G:179:GLU:C	2.56	0.47
1:A2:89:PRO:CG	1:B1:280:LYS:CG	2.92	0.47
2:A3:66:VAL:HG12	2:A3:91:VAL:HB	1.96	0.47
1:A6:60:LYS:CB	1:B5:282:TYR:O	2.63	0.47
1:A6:427:ALA:HB1	3:X3:102:ARG:NH2	2.29	0.47
1:B1:90:GLU:N	1:C1:280:LYS:HZ2	2.10	0.47
2:B2:83:GLN:O	2:C2:281:TYR:CE1	2.67	0.47
2:B4:116:VAL:HG11	2:B4:151:LEU:HD21	1.97	0.47
2:C4:60:VAL:HG11	2:D4:281:TYR:CA	2.41	0.47
1:C5:247:ALA:HB3	1:C5:355:ILE:HB	1.97	0.47
2:D0:54:ALA:CB	2:E0:283:ALA:N	2.77	0.47
2:D0:54:ALA:HB1	2:E0:283:ALA:N	2.29	0.47
1:E1:60:LYS:HE3	1:F1:283:HIS:CG	2.49	0.47
1:E1:85:GLN:C	1:F1:283:HIS:HE2	2.22	0.47
2:E2:172:SER:HB2	2:E2:175:VAL:HG22	1.95	0.47
2:E4:51:TYR:HB3	2:E4:59:TYR:HB3	1.96	0.47
1:E5:67:PHE:HB2	1:E5:92:LEU:HA	1.97	0.47
1:F3:60:LYS:CD	1:G2:282:TYR:CD1	2.97	0.47
1:F3:286:LEU:O	1:F3:373:ARG:NH1	2.40	0.47
2:F6:156:ARG:HH12	2:F6:164:MET:HG2	1.80	0.47
1:I0:27:GLU:OE2	1:I0:361:THR:OG1	2.27	0.47
1:I2:265:ILE:HG23	1:I2:432:TYR:HE1	1.78	0.47
1:I6:109:THR:O	1:I6:112:LYS:NZ	2.48	0.47
1:J3:29:GLY:C	5:2G:196:VAL:HG22	2.29	0.47
1:J3:420:GLU:O	1:J3:424:ASP:N	2.47	0.47

Continued on next page...

Continued from previous page...

Atom-1	Atom-2	Interatomic distance (Å)	Clash overlap (Å)
2:J4:67:ASP:HA	2:J4:143:THR:HG21	1.97	0.47
2:J6:83:GLN:C	2:K5:281:TYR:HH	2.13	0.47
1:L2:31:GLN:HG2	5:2E:199:ILE:HD13	1.96	0.47
1:L4:154:MET:HE1	1:L4:168:GLU:HG3	1.95	0.47
2:L5:86:ARG:HH11	2:M5:281:TYR:CA	2.24	0.47
1:N0:90:GLU:OE2	1:O0:216:ASN:OD1	2.32	0.47
1:N4:62:VAL:HG13	1:O4:283:HIS:HB3	1.96	0.47
1:N4:89:PRO:HG2	1:O4:280:LYS:CB	2.44	0.47
1:O0:242:LEU:HD11	1:O0:252:LEU:HG	1.96	0.47
2:O3:122:LYS:CG	2:P3:291:GLN:CD	2.84	0.47
1:O4:439:SER:HB3	2:O5:390:ARG:NH2	2.24	0.47
1:P2:348:PRO:HG2	2:P3:384:GLN:HG2	1.95	0.47
2:P3:272:PRO:HG3	2:P3:364:SER:HA	1.96	0.47
1:Q3:93:ILE:HD11	1:Q3:121:ARG:HG3	1.97	0.47
2:Q4:144:GLY:CA	9:Q4:501:GDP:O2B	2.63	0.47
2:R0:237:THR:HG22	2:R0:250:LEU:HD11	1.96	0.47
2:R4:136:THR:HB	2:R4:167:PHE:HD1	1.80	0.47
1:R5:265:ILE:HD11	1:R5:435:VAL:HG21	1.95	0.47
2:S0:138:SER:HA	2:S0:169:VAL:HB	1.97	0.47
2:S0:293:MET:SD	2:S0:367:PHE:HB2	2.54	0.47
2:S2:167:PHE:HD2	2:S2:202:ILE:HD11	1.79	0.47
2:T0:255:VAL:HG21	1:T1:100:ALA:O	2.14	0.47
1:T1:352:LYS:HZ2	2:T2:99:ASN:ND2	2.11	0.47
1:T3:88:HIS:CD2	1:U3:280:LYS:NZ	2.69	0.47
1:T3:88:HIS:ND1	1:U3:284:GLU:HG2	2.29	0.47
2:T4:247:ASN:OD1	1:T5:11:GLN:OE1	2.32	0.47
1:U5:254:GLU:O	1:U5:258:ASN:ND2	2.40	0.47
1:U5:311:LYS:H	1:U5:382:THR:HG1	1.59	0.47
2:V3:67:ASP:OD1	2:V3:68:LEU:N	2.47	0.47
1:V4:251:ASP:OD1	1:V4:252:LEU:N	2.43	0.47
1:W0:143:GLY:CA	8:W0:501:GTP:O2A	2.63	0.47
2:W1:125:GLU:HB3	3:X1:17:ILE:CD1	2.39	0.47
2:W5:170:VAL:HG21	2:W5:377:LEU:HD21	1.95	0.47
2:W5:200:TYR:HE2	2:W5:368:ILE:HD12	1.80	0.47
1:W6:12:ALA:HB2	8:W6:501:GTP:N7	2.25	0.47
3:X0:96:ASP:HB2	3:X0:147:ASN:HB2	1.95	0.47
3:X3:49:ILE:HG22	3:X3:158:ALA:HA	1.97	0.47
5:2B:7:HIS:HB3	5:2B:191:SER:OG	2.14	0.47
5:3C:77:LYS:HD3	5:3D:89:LYS:HZ1	1.78	0.47
5:7A:199:ILE:O	5:7A:203:ARG:HG3	2.15	0.47
2:A3:170:VAL:HG21	2:A3:377:LEU:HD11	1.96	0.47

Continued on next page...

Continued from previous page...

Atom-1	Atom-2	Interatomic distance (Å)	Clash overlap (Å)
1:A6:423:GLU:HB2	3:X3:104:ARG:HD3	1.96	0.47
1:B3:62:VAL:HG22	1:C3:283:HIS:HB3	1.97	0.47
1:B3:172:TYR:N	1:B3:204:VAL:O	2.37	0.47
1:C3:292:THR:HG21	1:C3:331:ALA:HB1	1.96	0.47
1:C5:172:TYR:HB3	1:C5:205:ASP:HB3	1.97	0.47
1:D1:167:LEU:HD23	1:D1:200:CYS:HB3	1.97	0.47
2:E2:183:TYR:CZ	2:E2:388:MET:HE2	2.49	0.47
1:E5:251:ASP:H	1:E5:254:GLU:HB2	1.79	0.47
2:E6:284:LEU:HD21	2:E6:363:MET:HB2	1.96	0.47
2:E6:295:ASP:OD1	2:E6:297:LYS:NZ	2.47	0.47
2:F2:249:ASP:OD1	2:F2:250:LEU:N	2.47	0.47
1:F3:234:ILE:HD11	1:F3:302:MET:HE1	1.96	0.47
1:H2:76:ASP:OD2	1:H2:79:ARG:NH1	2.47	0.47
1:H4:6:SER:O	1:H4:65:ALA:HA	2.14	0.47
1:I2:62:VAL:CG1	2:J2:281:TYR:HA	2.32	0.47
2:I3:6:HIS:O	2:I3:63:ALA:HA	2.14	0.47
2:K3:257:MET:HE3	2:K3:314:ALA:HB2	1.95	0.47
1:K4:89:PRO:HG2	1:L4:280:LYS:CA	2.44	0.47
2:L1:86:ARG:CA	2:M1:281:TYR:CE2	2.91	0.47
2:L5:58:LYS:HE3	2:M5:280:GLN:HB2	1.93	0.47
1:M0:364:PRO:HG3	5:3D:197:TYR:HB2	1.96	0.47
1:N2:319:TYR:HB3	1:N2:323:VAL:HG21	1.96	0.47
2:N3:272:PRO:HG3	2:N3:364:SER:HA	1.95	0.47
1:N4:86:LEU:C	1:O4:283:HIS:NE2	2.70	0.47
2:N5:54:ALA:HB1	2:O5:282:ARG:O	2.14	0.47
2:N5:207:LEU:HD12	2:N5:225:LEU:HG	1.95	0.47
2:O1:105:HIS:CD2	2:O1:150:LEU:HD12	2.50	0.47
1:O2:123:ARG:HH22	1:P2:297:GLU:HG2	1.78	0.47
1:O4:3:GLU:HA	1:O4:51:THR:HG23	1.96	0.47
1:P2:53:PHE:HB3	1:P2:61:HIS:HB3	1.97	0.47
2:P3:236:VAL:HG13	2:P3:237:THR:HG23	1.97	0.47
1:Q3:90:GLU:OE1	1:R3:280:LYS:HD3	2.15	0.47
1:Q3:262:TYR:CE1	2:Q4:392:LYS:C	2.90	0.47
1:R3:263:PRO:CG	2:R4:396:HIS:CG	2.86	0.47
2:S0:86:ARG:HE	2:T0:281:TYR:HB3	1.80	0.47
2:S4:271:ALA:N	2:S4:293:MET:HE1	2.29	0.47
2:S4:376:GLU:HB3	2:S4:380:ARG:HH12	1.80	0.47
2:S6:139:LEU:HD22	2:S6:170:VAL:HG12	1.97	0.47
2:T0:177:ASP:OD2	9:T0:501:GDP:H3'	2.15	0.47
2:T2:2:ARG:HB3	2:T2:131:GLN:HG3	1.95	0.47
1:T3:89:PRO:CB	1:U3:280:LYS:HD2	2.41	0.47

Continued on next page...

Continued from previous page...

Atom-1	Atom-2	Interatomic distance (Å)	Clash overlap (Å)
2:T6:9:ALA:O	9:T6:501:GDP:O2B	2.31	0.47
2:T6:10:GLY:N	9:T6:501:GDP:O2B	2.45	0.47
1:U1:60:LYS:HE3	1:V0:282:TYR:CG	2.50	0.47
2:U2:126:SER:HA	2:V1:291:GLN:HE22	1.74	0.47
1:U5:171:ILE:HD12	8:U5:501:GTP:C2	2.39	0.47
2:U6:141:GLY:O	2:U6:145:SER:OG	2.29	0.47
2:U6:237:THR:HG22	2:U6:250:LEU:HD11	1.97	0.47
1:V2:123:ARG:HH21	1:W2:297:GLU:HG2	1.79	0.47
2:V5:41:ASP:OD1	2:V5:41:ASP:N	2.46	0.47
2:W3:325:GLU:O	2:W3:329:GLN:NE2	2.47	0.47
2:W5:125:GLU:OE1	3:X3:44:SER:C	2.57	0.47
2:W5:276:ARG:HH12	7:8C:325:LEU:CD2	2.20	0.47
5:6B:120:PHE:CZ	5:6B:178:PRO:N	2.82	0.47
5:5A:199:ILE:O	5:5A:203:ARG:HG3	2.15	0.47
5:2G:120:PHE:CZ	5:2G:178:PRO:N	2.82	0.47
1:A2:60:LYS:CG	1:B1:283:HIS:HA	2.25	0.47
1:A2:283:HIS:HD2	1:M2:60:LYS:NZ	2.12	0.47
1:A2:400:ALA:HA	3:X1:52:THR:C	2.39	0.47
2:A3:101:TRP:CD1	2:A3:145:SER:HG	2.33	0.47
1:A4:69:ASP:OD1	1:A4:70:LEU:N	2.48	0.47
1:B1:89:PRO:HD2	1:C1:280:LYS:CB	2.40	0.47
2:B2:58:LYS:CD	2:C2:280:GLN:HB3	2.45	0.47
2:B2:86:ARG:HG3	2:C2:278:SER:HB3	1.97	0.47
1:B3:31:GLN:HE21	5:1B:199:ILE:HG13	1.80	0.47
1:B3:89:PRO:C	1:C3:280:LYS:HD3	2.39	0.47
2:C0:170:VAL:N	2:C0:202:ILE:O	2.44	0.47
2:C2:88:ASP:N	2:C2:88:ASP:OD2	2.47	0.47
2:C2:318:ARG:NH1	2:C2:356:ILE:O	2.47	0.47
1:D3:172:TYR:HB2	1:D3:203:MET:HB3	1.97	0.47
2:E0:105:HIS:ND1	2:E0:146:GLY:O	2.45	0.47
1:E1:128:GLN:CG	1:F1:290:GLU:OE2	2.63	0.47
1:E1:320:ARG:NH1	1:E1:358:GLN:O	2.48	0.47
2:E2:60:VAL:HG11	2:F2:281:TYR:CD1	2.47	0.47
2:E2:245:GLN:O	1:E3:11:GLN:NE2	2.47	0.47
1:E3:345:ASP:OD1	1:E3:345:ASP:N	2.48	0.47
1:E5:90:GLU:CD	1:F5:280:LYS:HD3	2.40	0.47
1:F3:7:ILE:HB	1:F3:137:VAL:HG12	1.97	0.47
1:F3:90:GLU:OE1	1:G2:284:GLU:OE2	2.32	0.47
2:F6:324:LYS:O	2:F6:328:GLU:N	2.38	0.47
1:G0:60:LYS:HZ3	1:H0:283:HIS:CB	2.27	0.47
1:G0:399:TYR:O	1:G0:402:ARG:NH1	2.48	0.47

Continued on next page...

Continued from previous page...

Atom-1	Atom-2	Interatomic distance (Å)	Clash overlap (Å)
2:G5:2:ARG:HB3	2:G5:131:GLN:HB2	1.95	0.47
2:G5:58:LYS:NZ	2:H5:280:GLN:O	2.47	0.47
2:G5:311:LEU:HB2	2:G5:370:ASN:HB3	1.96	0.47
1:H0:103:TYR:HB3	1:H0:408:TYR:HE2	1.80	0.47
1:H2:68:VAL:HG22	1:H2:93:ILE:HB	1.97	0.47
2:H3:137:HIS:CD2	2:H3:168:SER:HG	2.32	0.47
1:H4:271:THR:HB	1:H4:377:MET:HB3	1.96	0.47
2:H5:7:LEU:HB3	2:H5:135:LEU:HG	1.97	0.47
1:I0:87:PHE:C	2:J0:281:TYR:CE1	2.93	0.47
1:I2:86:LEU:O	2:J2:281:TYR:CD1	2.63	0.47
1:J1:254:GLU:O	1:J1:257:THR:OG1	2.30	0.47
1:J3:349:THR:OG1	2:J4:176:SER:OG	2.29	0.47
2:K1:87:PRO:CD	2:L1:281:TYR:HD2	2.03	0.47
1:K2:88:HIS:HA	1:L2:283:HIS:HB2	1.92	0.47
2:K3:100:ASN:HB3	2:K3:103:LYS:HB2	1.97	0.47
2:L1:86:ARG:NE	2:M1:281:TYR:HB3	2.29	0.47
2:L3:293:MET:HG2	2:L3:367:PHE:HB2	1.97	0.47
2:L5:86:ARG:HH11	2:M5:282:ARG:N	2.08	0.47
1:M2:30:ILE:HG12	1:M2:36:MET:HG2	1.96	0.47
1:M2:171:ILE:HD13	1:M2:204:VAL:HG23	1.97	0.47
1:M4:82:THR:HG21	5:1D:200:ILE:HD12	1.97	0.47
1:M6:259:LEU:HD11	1:M6:316:CYS:HB2	1.96	0.47
1:N0:98:ASP:OD1	1:N0:99:ALA:N	2.44	0.47
2:N1:345:ILE:HG12	1:N2:398:MET:HG2	1.95	0.47
1:N2:123:ARG:HH11	1:O2:297:GLU:CG	2.20	0.47
1:N2:167:LEU:HD23	1:N2:200:CYS:HB3	1.95	0.47
1:N2:263:PRO:CD	2:N3:396:HIS:CD2	2.98	0.47
1:N2:278:ALA:HA	1:N2:369:ALA:HB2	1.97	0.47
2:N3:323:MET:SD	2:N3:323:MET:N	2.87	0.47
1:N4:89:PRO:CG	1:O4:279:GLU:C	2.88	0.47
2:N5:12:CYS:SG	2:N5:138:SER:OG	2.72	0.47
2:O1:350:LYS:HG3	1:O2:180:ALA:HA	1.95	0.47
2:O1:350:LYS:CG	1:O2:179:THR:O	2.63	0.47
1:O2:49:PHE:HD2	1:O2:53:PHE:HB2	1.79	0.47
2:O3:259:PRO:HA	1:O4:404:PHE:CD1	2.49	0.47
2:O5:129:CYS:HB2	1:O6:96:LYS:HG2	1.96	0.47
2:O5:405:GLU:O	6:9A:600:ILE:HB	2.15	0.47
1:O6:89:PRO:CG	1:P6:280:LYS:CD	2.90	0.47
1:O6:107:HIS:HA	1:O6:152:LEU:HD22	1.97	0.47
2:P1:1:MET:SD	1:P2:72:PRO:HG3	2.54	0.47
1:P2:208:ALA:HB2	1:P2:304:LYS:HG2	1.97	0.47

Continued on next page...

Continued from previous page...

Atom-1	Atom-2	Interatomic distance (Å)	Clash overlap (Å)
2:P3:271:ALA:HB3	2:P3:365:ALA:HB3	1.97	0.47
1:P4:90:GLU:CG	1:Q3:280:LYS:HE2	2.44	0.47
1:P4:171:ILE:CD1	8:P4:501:GTP:HN22	2.25	0.47
2:R0:86:ARG:NE	2:S0:281:TYR:O	2.48	0.47
2:R0:252:LYS:NZ	8:R1:501:GTP:O3G	2.44	0.47
1:R1:158:SER:OG	1:R1:166:LYS:NZ	2.37	0.47
2:R2:46:ARG:NH2	1:R3:73:THR:HA	2.15	0.47
2:R2:404:ASP:HB2	6:9B:469:ALA:HA	1.96	0.47
2:R4:86:ARG:CZ	2:S4:282:ARG:CD	2.93	0.47
1:R5:36:MET:HE3	1:R5:61:HIS:CE1	2.49	0.47
2:S0:101:TRP:HB2	2:S0:184:ASN:HA	1.97	0.47
2:S0:335:ASN:O	2:S0:338:SER:OG	2.32	0.47
1:S1:142:GLY:HA2	1:S1:183:GLU:HG3	1.96	0.47
1:S1:215:ARG:NH1	1:S1:299:ALA:O	2.48	0.47
1:S3:215:ARG:NH1	1:S3:299:ALA:O	2.47	0.47
1:S3:435:VAL:CA	2:S4:391:ARG:NH2	2.76	0.47
2:S4:139:LEU:HD12	2:S4:170:VAL:HG12	1.96	0.47
2:S4:375:GLN:HB2	2:S4:419:VAL:HG23	1.96	0.47
1:S5:62:VAL:CB	1:T5:283:HIS:C	2.72	0.47
2:S6:113:VAL:HG23	2:S6:151:LEU:HD23	1.97	0.47
2:T0:131:GLN:HG3	2:T0:163:ILE:HD11	1.96	0.47
2:T0:325:GLU:HA	2:T0:328:GLU:HG2	1.97	0.47
1:T1:90:GLU:H	1:U1:280:LYS:HE3	1.80	0.47
2:T2:14:ASN:HB3	2:T2:76:VAL:HG21	1.97	0.47
2:T2:121:ARG:HH21	2:T2:158:GLU:HG3	1.79	0.47
2:T2:322:SER:OG	1:T3:221:ARG:HG2	2.15	0.47
1:T3:254:GLU:HG2	2:T4:98:GLY:C	2.39	0.47
1:T5:140:SER:HB3	8:T5:501:GTP:H1'	1.88	0.47
2:T6:61:PRO:HD3	2:T6:84:ILE:HG22	1.97	0.47
2:T6:67:ASP:OD1	2:T6:67:ASP:N	2.46	0.47
2:T6:143:THR:CB	9:T6:501:GDP:O3B	2.58	0.47
2:U0:135:LEU:HB3	2:U0:166:THR:HG22	1.97	0.47
2:U2:289:LEU:HD13	2:U2:365:ALA:HB2	1.95	0.47
2:U2:346:PRO:HD3	1:U3:397:LEU:HD23	1.97	0.47
1:U3:88:HIS:CE1	1:U3:90:GLU:HB2	2.50	0.47
1:U3:248:LEU:HD23	2:U4:11:GLN:HE22	1.79	0.47
2:U4:46:ARG:HH22	1:U5:72:PRO:HB2	1.78	0.47
1:U5:163:LYS:HD3	1:U5:163:LYS:HA	1.76	0.47
1:U5:346:TRP:CZ3	2:U6:393:ALA:HB2	2.50	0.47
1:V0:60:LYS:HD2	1:W0:282:TYR:C	2.39	0.47
2:V3:53:GLU:C	2:W3:283:ALA:CB	2.61	0.47

Continued on next page...

Continued from previous page...

Atom-1	Atom-2	Interatomic distance (Å)	Clash overlap (Å)
2:V3:256:ASN:HD21	1:V4:101:ASN:HD22	1.61	0.47
2:V3:350:LYS:HB2	1:V4:181:VAL:HG23	1.97	0.47
1:V4:326:LYS:HD3	2:V5:208:TYR:CD1	2.49	0.47
2:V5:84:ILE:C	2:W5:281:TYR:HE1	2.15	0.47
2:W1:344:TRP:CD1	2:W1:344:TRP:H	2.31	0.47
2:W3:122:LYS:HB3	3:X2:45:LEU:HD21	1.97	0.47
2:W3:324:LYS:NZ	1:W4:214:ARG:HD3	2.29	0.47
1:W4:121:ARG:HH22	3:X2:5:THR:CA	2.28	0.47
2:W5:7:LEU:HD12	2:W5:135:LEU:HD12	1.96	0.47
2:W5:122:LYS:HE2	3:X3:38:THR:HB	1.90	0.47
1:W6:26:LEU:HD21	1:W6:363:VAL:HG12	1.97	0.47
5:1C:72:ALA:HB2	5:1D:117:MET:HE1	1.73	0.47
5:1C:141:ASN:HB3	5:1C:207:LYS:HG3	1.51	0.47
5:1E:188:VAL:HG12	5:1E:192:ILE:HG12	1.96	0.47
5:2C:199:ILE:O	5:2C:203:ARG:HG3	2.15	0.47
5:3J:120:PHE:CZ	5:3J:178:PRO:N	2.82	0.47
5:4J:120:PHE:CZ	5:4J:178:PRO:N	2.82	0.47
5:2J:116:ILE:HD13	5:2J:185:TYR:HB3	1.96	0.47
5:7C:141:ASN:HB3	5:7C:207:LYS:HG3	1.51	0.47
5:6B:8:ASP:OD1	5:6B:38:SER:OG	2.29	0.47
5:2G:192:ILE:HG13	5:2G:198:PHE:CD1	2.49	0.47
1:A0:186:ASN:OD1	1:A0:408:TYR:OH	2.23	0.47
1:A2:89:PRO:HG3	1:B1:280:LYS:CG	2.45	0.47
1:A2:283:HIS:CA	1:M2:60:LYS:HE2	2.45	0.47
1:A4:53:PHE:O	1:A4:64:ARG:NH1	2.47	0.47
1:A6:420:GLU:CA	3:X3:108:TYR:HE1	2.25	0.47
1:C3:88:HIS:HE2	1:D3:284:GLU:CB	2.26	0.47
2:D2:232:THR:OG1	2:D2:270:PHE:HB2	2.15	0.47
2:D6:204:ASN:OD1	9:D6:501:GDP:N2	2.36	0.47
1:E3:202:PHE:HE1	1:E3:378:LEU:HB3	1.79	0.47
1:F5:58:ALA:HB2	5:2I:17:LYS:CE	2.44	0.47
2:G1:135:LEU:HB3	2:G1:166:THR:HG22	1.97	0.47
2:G3:213:ARG:O	2:G3:216:LYS:NZ	2.39	0.47
1:H4:26:LEU:CG	5:2H:200:ILE:HG13	2.41	0.47
2:I3:60:VAL:HG12	1:J3:283:HIS:CA	2.25	0.47
1:I4:172:TYR:HB3	1:I4:205:ASP:HB3	1.96	0.47
1:K4:164:LYS:HD2	1:K4:164:LYS:HA	1.69	0.47
1:L2:26:LEU:HA	5:2E:196:VAL:HG11	1.97	0.47
2:M1:100:ASN:HB3	2:M1:103:LYS:HB2	1.97	0.47
1:N2:254:GLU:HA	2:N3:98:GLY:HA2	1.96	0.47
2:N5:213:ARG:NH2	2:N5:298:ASN:OD1	2.41	0.47

Continued on next page...

Continued from previous page...

Atom-1	Atom-2	Interatomic distance (Å)	Clash overlap (Å)
1:N6:171:ILE:CD1	8:N6:501:GTP:N3	2.78	0.47
2:O1:249:ASP:OD2	1:O2:98:ASP:OD1	2.33	0.47
2:O3:222:TYR:HB2	4:Y1:203:THR:CB	2.45	0.47
2:P1:331:LEU:CD2	1:P2:176:GLN:HB3	2.44	0.47
2:P3:261:PRO:CD	1:P4:406:HIS:CD2	2.98	0.47
1:P6:75:ILE:HG22	1:P6:79:ARG:HD2	1.97	0.47
2:Q4:39:ASP:OD1	2:Q4:39:ASP:N	2.47	0.47
2:R2:295:ASP:HB3	2:R2:298:ASN:HB2	1.95	0.47
2:R4:55:THR:CB	2:S4:284:LEU:HD12	2.43	0.47
1:R5:88:HIS:HA	1:S5:283:HIS:CD2	2.47	0.47
2:R6:170:VAL:HG21	2:R6:377:LEU:HD11	1.96	0.47
1:S1:88:HIS:CD2	1:T1:283:HIS:HD2	2.31	0.47
2:S2:345:ILE:CD1	1:S3:398:MET:CG	2.87	0.47
1:S3:88:HIS:NE2	1:T3:280:LYS:C	2.68	0.47
1:S5:175:PRO:O	1:S5:394:LYS:NZ	2.42	0.47
2:T2:60:VAL:CG1	2:U2:281:TYR:CA	2.93	0.47
2:T2:314:ALA:HB3	2:T2:368:ILE:HB	1.97	0.47
2:T4:344:TRP:CZ3	1:T5:403:ALA:HB2	2.50	0.47
2:T6:190:HIS:CD2	2:T6:414:ASN:HD22	2.33	0.47
2:U2:46:ARG:HH22	1:U3:72:PRO:HB2	1.78	0.47
1:U3:124:LYS:CG	1:V2:297:GLU:OE1	2.62	0.47
1:U3:326:LYS:HD3	2:U4:208:TYR:CD1	2.50	0.47
2:V3:252:LYS:HD2	2:V3:350:LYS:HZ3	1.79	0.47
2:W3:134:GLN:HA	2:W3:165:ASN:O	2.14	0.47
1:W4:116:ASP:OD1	1:W4:117:LEU:N	2.48	0.47
2:W5:32:PRO:HG3	2:W5:81:PHE:CE1	2.50	0.47
5:1A:178:PRO:O	5:1A:179:GLU:C	2.57	0.47
5:1F:120:PHE:CZ	5:1F:178:PRO:N	2.82	0.47
5:1F:178:PRO:O	5:1F:179:GLU:C	2.56	0.47
5:2B:178:PRO:O	5:2B:179:GLU:C	2.57	0.47
5:2H:147:LYS:HG2	5:2H:153:TRP:CD1	2.49	0.47
5:2I:195:ASP:OD1	5:2I:195:ASP:N	2.47	0.47
5:6D:178:PRO:O	5:6D:179:GLU:C	2.56	0.47
5:1G:120:PHE:CZ	5:1G:178:PRO:N	2.82	0.47
1:B1:89:PRO:HB2	1:C1:280:LYS:HZ3	0.64	0.47
1:B5:85:GLN:C	1:C5:283:HIS:CE1	2.90	0.47
1:B5:155:GLU:HG2	1:B5:197:HIS:CE1	2.50	0.47
2:C2:56:GLY:H	2:D2:362:LYS:HE3	1.80	0.47
1:C5:57:GLY:HA3	1:D5:372:GLN:NE2	2.30	0.47
2:D0:31:ASP:OD1	2:D0:31:ASP:N	2.45	0.47
2:D4:27:GLU:OE2	2:D4:318:ARG:NH2	2.48	0.47

Continued on next page...

Continued from previous page...

Atom-1	Atom-2	Interatomic distance (Å)	Clash overlap (Å)
1:D5:60:LYS:CE	1:E5:283:HIS:NE2	2.78	0.47
1:E1:254:GLU:O	1:E1:257:THR:OG1	2.28	0.47
2:E2:173:PRO:HB3	2:E2:380:ARG:HD3	1.97	0.47
1:F3:142:GLY:HA2	1:F3:183:GLU:HG3	1.96	0.47
2:G5:31:ASP:OD2	2:G5:35:THR:OG1	2.29	0.47
2:G5:54:ALA:N	2:H5:283:ALA:HA	2.19	0.47
1:H2:297:GLU:HG2	1:H2:299:ALA:H	1.80	0.47
2:H5:404:ASP:N	2:H5:404:ASP:OD1	2.47	0.47
2:I3:156:ARG:NH2	2:I3:197:ASP:OD1	2.48	0.47
2:I5:122:LYS:CE	1:J5:290:GLU:OE2	2.61	0.47
2:J4:207:LEU:HB3	2:J4:225:LEU:HG	1.96	0.47
2:J4:347:ASN:ND2	1:J5:180:ALA:O	2.48	0.47
1:J5:264:ARG:HH12	1:N4:339:ARG:NH2	2.01	0.47
1:K0:265:ILE:HG21	1:K0:313:MET:HE1	1.97	0.47
1:L0:191:THR:HG21	1:L0:388:TRP:HH2	1.79	0.47
2:L3:2:ARG:HB3	2:L3:131:GLN:HB2	1.96	0.47
1:L6:124:LYS:HE2	1:M6:297:GLU:CD	2.40	0.47
1:M0:211:ASP:OD2	1:M0:304:LYS:NZ	2.46	0.47
2:M1:245:GLN:O	1:M2:11:GLN:NE2	2.48	0.47
2:N5:85:PHE:O	2:O5:281:TYR:CZ	2.68	0.47
1:N6:62:VAL:HG22	1:O6:283:HIS:HA	1.15	0.47
1:O0:248:LEU:HA	2:O1:11:GLN:HE22	1.80	0.47
1:O2:258:ASN:HB3	2:O3:179:VAL:HG12	1.97	0.47
1:O4:12:ALA:CB	8:O4:501:GTP:N7	2.76	0.47
2:O5:237:THR:HG22	2:O5:250:LEU:HD21	1.96	0.47
1:P0:258:ASN:ND2	2:P1:178:THR:HG23	2.29	0.47
2:P3:251:ARG:CD	1:P4:105:ARG:NH1	2.77	0.47
2:P5:84:ILE:O	2:Q4:281:TYR:CD1	2.61	0.47
1:Q1:346:TRP:CZ3	2:Q2:393:ALA:HB2	2.50	0.47
1:Q3:350:GLY:C	2:Q4:179:VAL:HG12	2.40	0.47
2:R0:63:ALA:O	2:R0:89:ASN:ND2	2.47	0.47
2:R0:248:ALA:HA	2:R0:252:LYS:HE2	1.97	0.47
2:R4:83:GLN:CA	2:S4:281:TYR:OH	2.63	0.47
2:R6:125:GLU:OE2	2:R6:159:TYR:OH	2.32	0.47
2:S2:39:ASP:OD1	2:S2:39:ASP:N	2.48	0.47
2:S4:311:LEU:HD23	2:S4:342:VAL:HG11	1.96	0.47
1:S5:12:ALA:HB1	8:S5:501:GTP:C8	2.50	0.47
2:T0:347:ASN:HB3	1:T1:178:SER:HB3	1.96	0.47
1:T1:32:PRO:HD3	5:7A:200:ILE:CG1	2.44	0.47
2:T2:122:LYS:HG2	2:U2:291:GLN:CD	2.40	0.47
1:U5:85:GLN:CB	1:V4:283:HIS:NE2	2.74	0.47

Continued on next page...

Continued from previous page...

Atom-1	Atom-2	Interatomic distance (Å)	Clash overlap (Å)
1:V0:56:THR:CG2	1:W0:284:GLU:O	2.61	0.47
1:V0:88:HIS:CE1	1:W0:280:LYS:HD2	2.49	0.47
2:V1:60:VAL:HG11	2:W1:281:TYR:CB	2.39	0.47
4:Y2:261:PHE:HB2	4:Y2:265:LEU:HD12	1.96	0.47
5:1B:120:PHE:CZ	5:1B:178:PRO:N	2.82	0.47
5:1D:77:LYS:HZ1	5:1E:89:LYS:HZ3	1.62	0.47
6:9B:564:ASN:HA	6:9B:567:LYS:HD2	1.96	0.47
6:9B:585:GLU:HA	6:9B:588:LYS:HD2	1.96	0.47
6:9B:592:LYS:HA	6:9B:595:LYS:HD2	1.97	0.47
5:7C:8:ASP:OD1	5:7C:38:SER:OG	2.29	0.47
5:6A:199:ILE:O	5:6A:203:ARG:HG3	2.15	0.47
5:5D:178:PRO:O	5:5D:179:GLU:C	2.56	0.47
5:2G:178:PRO:O	5:2G:179:GLU:C	2.56	0.47
5:1G:192:ILE:HG13	5:1G:198:PHE:CD1	2.49	0.47
2:A1:58:LYS:HE3	2:B0:280:GLN:CG	2.45	0.47
1:A6:2:ARG:HG3	1:A6:242:LEU:HD22	1.95	0.47
1:B1:142:GLY:O	1:B1:186:ASN:ND2	2.40	0.47
2:B2:61:PRO:HD3	2:B2:84:ILE:HG12	1.96	0.47
1:B3:88:HIS:NE2	1:C3:280:LYS:HB3	2.28	0.47
2:C2:273:LEU:O	2:C2:292:GLN:NE2	2.47	0.47
1:C3:172:TYR:OH	1:C3:387:ALA:O	2.33	0.47
2:D0:170:VAL:N	2:D0:202:ILE:O	2.48	0.47
1:D1:236:SER:O	1:D1:243:ARG:NH2	2.48	0.47
2:E2:54:ALA:CB	2:F2:283:ALA:CA	2.89	0.47
1:E3:69:ASP:OD1	1:E3:70:LEU:N	2.48	0.47
2:E6:84:ILE:O	2:F6:281:TYR:CE1	2.67	0.47
2:E6:215:LEU:HD11	2:E6:273:LEU:HD12	1.97	0.47
2:E6:273:LEU:HB2	2:E6:292:GLN:HE22	1.80	0.47
1:F3:345:ASP:N	1:F3:345:ASP:OD1	2.47	0.47
2:F6:54:ALA:CA	2:G5:283:ALA:HB2	2.39	0.47
2:F6:55:THR:HG23	2:G5:284:LEU:H	1.80	0.47
1:G0:124:LYS:HZ1	1:H0:294:ALA:N	2.13	0.47
1:G2:219:ILE:HD13	1:G2:226:ASN:HD22	1.78	0.47
1:G4:88:HIS:HD2	1:H4:280:LYS:C	2.22	0.47
1:G4:206:ASN:OD1	8:G4:501:GTP:N2	2.48	0.47
1:H2:172:TYR:OH	1:H2:387:ALA:O	2.32	0.47
2:H3:385:PHE:HE2	2:H3:412:GLU:HB2	1.80	0.47
1:I2:212:ILE:HD11	1:I2:300:ASN:HA	1.97	0.47
2:I3:148:GLY:O	2:I3:152:ILE:HG13	2.14	0.47
1:J1:71:GLU:HB2	1:J1:73:THR:HG22	1.96	0.47
1:J5:260:VAL:HG23	2:J6:397:TRP:HZ2	1.80	0.47

Continued on next page...

Continued from previous page...

Atom-1	Atom-2	Interatomic distance (Å)	Clash overlap (Å)
2:L5:86:ARG:HD2	2:M5:281:TYR:CG	2.26	0.47
1:M0:217:LEU:HD11	1:M0:275:VAL:HG22	1.96	0.47
2:M1:390:ARG:HG3	2:M1:391:ARG:HG2	1.97	0.47
1:N4:214:ARG:HH21	1:N4:215:ARG:HB2	1.80	0.47
2:O1:2:ARG:HH12	1:O2:71:GLU:CD	2.23	0.47
1:O4:263:PRO:HG3	2:O5:396:HIS:CB	2.45	0.47
1:O6:171:ILE:CG2	8:O6:501:GTP:HO2'	2.21	0.47
1:O6:195:LEU:HD11	1:O6:428:LEU:HD22	1.96	0.47
2:P5:138:SER:HB3	9:P5:501:GDP:O5'	2.15	0.47
2:Q4:406:MET:N	6:9A:511:GLU:C	2.69	0.47
2:R0:39:ASP:OD1	2:R0:39:ASP:N	2.44	0.47
1:R1:336:LYS:NZ	1:R1:348:PRO:O	2.46	0.47
2:R4:153:SER:HA	2:R4:195:ASN:HD22	1.80	0.47
2:S4:117:LEU:HD22	2:S4:154:LYS:HE2	1.96	0.47
2:S6:272:PRO:HG2	2:S6:361:LEU:HD21	1.96	0.47
2:T0:278:SER:HA	2:T0:281:TYR:HD1	1.80	0.47
1:T1:204:VAL:HA	1:T1:303:VAL:HG22	1.97	0.47
1:T5:140:SER:HB3	8:T5:501:GTP:H4'	1.97	0.47
2:U4:55:THR:HG22	2:V3:284:LEU:N	2.19	0.47
2:U4:156:ARG:HD3	2:U4:164:MET:HG3	1.97	0.47
2:V1:87:PRO:HG2	2:W1:278:SER:HA	1.90	0.47
2:W1:273:LEU:HD12	2:W1:298:ASN:HD21	1.80	0.47
1:W4:219:ILE:HG13	1:W4:222:PRO:HG3	1.96	0.47
1:W4:339:ARG:O	1:W4:342:GLN:NE2	2.47	0.47
5:1D:77:LYS:CD	5:1E:89:LYS:NZ	2.62	0.47
5:2C:141:ASN:HB3	5:2C:207:LYS:HG3	1.51	0.47
5:3F:178:PRO:O	5:3F:179:GLU:C	2.55	0.47
2:A1:54:ALA:CA	2:B0:282:ARG:O	2.63	0.46
1:A2:203:MET:HE1	1:A2:267:PHE:HB3	1.96	0.46
2:B0:377:LEU:HD12	2:B0:380:ARG:HD2	1.97	0.46
1:B3:62:VAL:HG22	1:C3:283:HIS:CB	2.41	0.46
2:C0:77:ARG:HH12	2:D0:281:TYR:HE2	1.62	0.46
2:C2:55:THR:OG1	2:D2:284:LEU:CB	2.59	0.46
2:C4:53:GLU:O	2:D4:283:ALA:HB2	2.15	0.46
2:C4:305:PRO:HB3	2:C4:310:TYR:HE1	1.80	0.46
1:D1:192:HIS:ND1	1:D1:424:ASP:OD2	2.48	0.46
2:D2:170:VAL:HG11	2:D2:377:LEU:HD21	1.96	0.46
2:D4:87:PRO:CG	2:E4:278:SER:HB3	2.44	0.46
2:E2:386:THR:O	2:E2:390:ARG:NH1	2.48	0.46
1:E3:438:ASP:OD1	1:E3:438:ASP:N	2.48	0.46
2:F2:60:VAL:HG11	2:G1:281:TYR:HD1	1.80	0.46

Continued on next page...

Continued from previous page...

Atom-1	Atom-2	Interatomic distance (Å)	Clash overlap (Å)
1:F3:231:ILE:HA	1:F3:234:ILE:HD12	1.97	0.46
2:F6:380:ARG:HA	2:F6:383:GLU:HG2	1.97	0.46
2:G5:109:GLY:HA2	2:G5:147:MET:HE1	1.96	0.46
1:I4:62:VAL:CG2	2:J4:281:TYR:O	2.32	0.46
1:I4:335:ILE:HG23	1:I4:341:ILE:HD13	1.97	0.46
1:I6:26:LEU:HD21	1:I6:363:VAL:HG22	1.96	0.46
1:J1:262:TYR:HB2	1:J1:265:ILE:HG12	1.97	0.46
2:J2:116:VAL:HG11	2:J2:151:LEU:HD21	1.96	0.46
2:J4:423:GLN:NE2	2:J4:426:GLN:OE1	2.42	0.46
1:K2:88:HIS:HD2	1:L2:283:HIS:O	1.98	0.46
2:K5:213:ARG:HH22	2:K5:297:LYS:HG2	1.80	0.46
2:K5:282:ARG:HA	2:K5:282:ARG:HD2	1.72	0.46
2:N5:172:SER:HB2	2:N5:205:GLU:HG2	1.97	0.46
1:O4:218:ASP:OD2	1:O4:280:LYS:NZ	2.48	0.46
1:P4:353:VAL:HG22	2:P5:177:ASP:CB	2.44	0.46
1:Q5:195:LEU:HD11	1:Q5:428:LEU:HD22	1.97	0.46
2:R2:122:LYS:HB3	2:S2:291:GLN:OE1	2.15	0.46
1:R3:128:GLN:NE2	1:S3:290:GLU:OE1	2.42	0.46
1:S3:348:PRO:HG3	2:S4:384:GLN:HG3	1.97	0.46
2:S4:409:THR:CG2	6:9A:429:TYR:HB3	2.45	0.46
1:S5:88:HIS:CE1	1:T5:280:LYS:CB	2.98	0.46
2:T0:246:LEU:HD13	8:T1:501:GTP:C8	2.51	0.46
1:T1:98:ASP:CG	8:T1:501:GTP:O1G	2.57	0.46
1:T1:326:LYS:HB2	2:T2:208:TYR:HE1	1.80	0.46
2:U2:143:THR:HB	9:U2:501:GDP:O2B	2.14	0.46
1:V2:260:VAL:O	2:V3:396:HIS:CE1	2.67	0.46
1:V4:319:TYR:HB3	1:V4:323:VAL:HG21	1.96	0.46
2:V5:128:ASP:OD1	2:V5:129:CYS:N	2.46	0.46
2:W1:30:ILE:HD11	2:W1:47:ILE:HD11	1.97	0.46
2:W3:1:MET:HE2	1:W4:96:LYS:HA	1.97	0.46
2:W5:73:MET:HE3	2:W5:92:PHE:HB3	1.96	0.46
5:1C:8:ASP:OD1	5:1C:38:SER:OG	2.28	0.46
5:1D:11:MET:HB2	5:1D:191:SER:HB3	1.96	0.46
5:1D:192:ILE:HG23	5:1D:197:TYR:HD1	1.80	0.46
5:2E:141:ASN:HB3	5:2E:207:LYS:HG3	1.51	0.46
5:3E:178:PRO:O	5:3E:179:GLU:C	2.56	0.46
5:4H:141:ASN:HB3	5:4H:207:LYS:HG3	1.51	0.46
5:7A:109:SER:HB3	5:7A:112:ARG:HD3	1.97	0.46
5:7B:8:ASP:OD1	5:7B:38:SER:OG	2.29	0.46
1:A0:71:GLU:HB2	1:A0:98:ASP:HB3	1.96	0.46
2:A5:325:GLU:OE2	1:A6:221:ARG:NH2	2.48	0.46

Continued on next page...

Continued from previous page...

Atom-1	Atom-2	Interatomic distance (Å)	Clash overlap (Å)
2:D2:122:LYS:CD	2:E2:291:GLN:OE1	2.63	0.46
1:D3:139:HIS:NE2	1:D3:168:GLU:OE2	2.39	0.46
2:E0:271:ALA:HB2	2:E0:293:MET:HE2	1.97	0.46
2:E0:311:LEU:HD23	2:E0:312:THR:HG23	1.96	0.46
2:E6:58:LYS:HZ2	2:F6:280:GLN:CB	1.85	0.46
2:G1:2:ARG:HB3	2:G1:131:GLN:HB2	1.97	0.46
2:H3:165:ASN:HB3	2:H3:167:PHE:HE2	1.80	0.46
2:I3:272:PRO:HB2	2:I3:361:LEU:HD21	1.98	0.46
2:J2:1:MET:N	2:J2:3:GLU:OE2	2.48	0.46
2:J2:379:LYS:HA	2:J2:379:LYS:HD2	1.74	0.46
2:J4:83:GLN:O	2:K3:281:TYR:CE1	2.68	0.46
1:K0:308:ARG:NH1	1:N0:283:HIS:HB3	2.30	0.46
1:K4:326:LYS:NZ	2:K5:212:PHE:HB2	2.30	0.46
2:K5:86:ARG:N	2:L5:281:TYR:HB3	2.30	0.46
2:K5:122:LYS:HG3	2:L5:291:GLN:NE2	2.31	0.46
1:L0:396:ASP:OD2	1:L0:422:ARG:NH2	2.49	0.46
2:L1:237:THR:HG22	2:L1:250:LEU:HD21	1.98	0.46
2:N1:121:ARG:NH2	2:O1:306:ARG:HH21	2.13	0.46
1:N2:90:GLU:OE2	1:O2:216:ASN:HA	2.15	0.46
1:N4:89:PRO:CG	1:O4:280:LYS:CB	2.93	0.46
1:N6:140:SER:HB2	8:N6:501:GTP:C5'	2.45	0.46
1:N6:141:PHE:HB2	1:N6:173:PRO:HD3	1.96	0.46
1:O0:55:GLU:O	1:P0:285:GLN:HB2	2.16	0.46
2:O5:324:LYS:HE2	1:O6:222:PRO:CD	2.45	0.46
1:O6:62:VAL:CG2	1:P6:283:HIS:HB3	2.44	0.46
1:P0:254:GLU:HA	2:P1:98:GLY:C	2.41	0.46
1:P0:325:PRO:HG2	2:P1:222:TYR:CD2	2.51	0.46
1:P0:325:PRO:HB2	2:P1:208:TYR:OH	2.15	0.46
2:P1:100:ASN:HB3	2:P1:103:LYS:HB2	1.97	0.46
2:P5:406:MET:HE1	6:9A:554:LYS:HG3	1.96	0.46
2:Q0:322:SER:HA	1:Q1:223:THR:HG22	1.96	0.46
2:Q2:386:THR:C	6:9B:526:TYR:CE1	2.93	0.46
2:Q4:245:GLN:HB3	1:Q5:224:TYR:CD2	2.50	0.46
1:R1:151:SER:HA	1:R1:193:THR:HG21	1.96	0.46
1:R1:240:ALA:HB1	1:R1:356:ASN:HD22	1.80	0.46
2:R2:58:LYS:HZ2	2:S2:280:GLN:HB2	1.78	0.46
2:R2:258:VAL:HB	1:R3:407:TRP:CE2	2.49	0.46
1:R3:254:GLU:OE1	2:R4:99:ASN:CG	2.58	0.46
2:R4:405:GLU:C	6:9A:472:SER:CB	2.81	0.46
2:S4:2:ARG:NH2	1:S5:73:THR:HG23	2.31	0.46
2:S4:58:LYS:CD	2:T4:280:GLN:O	2.61	0.46

Continued on next page...

Continued from previous page...

Atom-1	Atom-2	Interatomic distance (Å)	Clash overlap (Å)
2:S4:61:PRO:HD3	2:S4:84:ILE:HG22	1.97	0.46
2:T0:60:VAL:HG12	2:U0:281:TYR:HD1	1.81	0.46
2:T2:344:TRP:CE3	1:T3:401:LYS:HD3	2.50	0.46
2:U2:274:THR:HG22	2:U2:282:ARG:HH21	1.80	0.46
1:U5:228:ASN:ND2	8:U5:501:GTP:O6	2.49	0.46
2:V3:245:GLN:NE2	2:V3:355:ASP:OD1	2.49	0.46
1:V4:127:ASP:CG	1:W4:293:ASN:OD1	2.57	0.46
2:W1:225:LEU:HD23	9:W1:501:GDP:HN21	1.80	0.46
2:W1:396:HIS:HA	2:W1:399:THR:HG22	1.97	0.46
1:W2:120:ASP:CG	3:X1:6:PHE:CD1	2.94	0.46
6:9B:539:ARG:HA	6:9B:542:LYS:HD2	1.98	0.46
6:9B:618:ARG:HA	6:9B:621:LYS:HD2	1.96	0.46
5:5A:109:SER:HB3	5:5A:112:ARG:HD3	1.97	0.46
1:A2:56:THR:HA	1:B1:285:GLN:CA	2.45	0.46
1:A2:399:TYR:HB3	3:X1:53:ASN:ND2	2.28	0.46
1:A2:419:SER:O	3:X1:108:TYR:CE1	2.68	0.46
2:B2:58:LYS:HE3	2:C2:281:TYR:CD1	2.50	0.46
2:C0:86:ARG:NE	2:D0:282:ARG:CA	2.78	0.46
1:C1:271:THR:HB	1:C1:377:MET:HB3	1.97	0.46
2:C2:58:LYS:HE2	2:D2:280:GLN:OE1	2.15	0.46
2:C2:184:ASN:OD1	2:C2:398:TYR:OH	2.32	0.46
1:C5:271:THR:HB	1:C5:377:MET:HB3	1.97	0.46
2:D2:55:THR:H	2:E2:283:ALA:HA	1.81	0.46
1:D5:381:THR:HG22	1:D5:383:ALA:H	1.80	0.46
2:E0:259:PRO:HG3	2:E0:311:LEU:HD21	1.97	0.46
1:E1:39:ASP:CG	5:4J:74:VAL:CG2	2.84	0.46
2:E4:207:LEU:HB3	2:E4:225:LEU:HD22	1.97	0.46
2:F4:300:MET:HE3	2:F4:300:MET:HB2	1.80	0.46
2:F4:423:GLN:OE1	2:F4:424:GLN:NE2	2.45	0.46
1:G2:161:TYR:HB3	1:G2:164:LYS:HG3	1.96	0.46
2:G3:100:ASN:HD22	2:G3:103:LYS:HE3	1.80	0.46
2:G3:313:VAL:HG13	2:G3:367:PHE:HE1	1.79	0.46
2:G5:191:GLN:OE1	2:G5:195:ASN:ND2	2.47	0.46
1:H0:89:PRO:HG2	1:I0:279:GLU:C	2.40	0.46
2:H5:270:PHE:HD2	2:H5:273:LEU:HG	1.81	0.46
2:I1:306:ARG:HG3	2:I1:340:TYR:HE2	1.80	0.46
1:I6:178:SER:OG	1:I6:183:GLU:OE1	2.27	0.46
1:J3:29:GLY:HA2	5:2G:196:VAL:HB	1.93	0.46
1:K2:251:ASP:H	1:K2:254:GLU:HB3	1.80	0.46
2:K5:55:THR:HG22	2:L5:284:LEU:CG	2.45	0.46
1:L0:60:LYS:CD	1:M0:282:TYR:C	2.72	0.46

Continued on next page...

Continued from previous page...

Atom-1	Atom-2	Interatomic distance (Å)	Clash overlap (Å)
1:L2:103:TYR:HD2	1:L2:413:MET:HE1	1.80	0.46
1:L4:417:GLU:HA	1:L4:420:GLU:HG2	1.97	0.46
2:L5:323:MET:HG3	1:L6:223:THR:HA	1.95	0.46
2:N1:324:LYS:HG3	1:N2:210:TYR:CB	2.42	0.46
2:N3:5:VAL:HG23	2:N3:130:LEU:HD11	1.97	0.46
1:N4:208:ALA:HB2	1:N4:304:LYS:HG2	1.96	0.46
1:N4:329:ASN:ND2	2:N5:208:TYR:CD2	2.71	0.46
2:N5:346:PRO:HG3	1:N6:397:LEU:HD12	1.97	0.46
2:O3:46:ARG:HH21	1:O4:76:ASP:CG	2.19	0.46
1:O6:141:PHE:O	1:O6:147:SER:OG	2.33	0.46
1:P0:325:PRO:HG2	2:P1:222:TYR:CD1	2.50	0.46
1:P0:325:PRO:HB3	2:P1:222:TYR:OH	2.15	0.46
1:P6:12:ALA:CB	8:P6:501:GTP:H8	1.70	0.46
2:Q0:331:LEU:HD21	1:Q1:176:GLN:OE1	2.15	0.46
2:Q4:54:ALA:CA	2:R4:283:ALA:HA	2.34	0.46
2:Q4:404:ASP:CG	6:9A:508:ARG:CG	2.66	0.46
2:R0:84:ILE:O	2:S0:281:TYR:HE1	1.98	0.46
1:R1:322:ASP:OD2	1:R1:373:ARG:NH2	2.48	0.46
1:R1:435:VAL:HA	2:R2:391:ARG:NH2	2.29	0.46
2:R2:86:ARG:NH2	2:S2:281:TYR:O	2.49	0.46
2:R6:86:ARG:NH1	2:S6:282:ARG:CB	2.79	0.46
2:S0:156:ARG:NH1	2:S0:197:ASP:OD1	2.48	0.46
2:S4:204:ASN:HA	2:S4:207:LEU:HB2	1.98	0.46
2:S6:165:ASN:HD22	2:S6:250:LEU:HD21	1.81	0.46
2:T4:268:PRO:HB2	2:T4:300:MET:HE2	1.97	0.46
2:T6:12:CYS:CB	9:T6:501:GDP:C8	2.99	0.46
2:T6:323:MET:HE3	2:T6:323:MET:HB2	1.75	0.46
2:U2:103:LYS:HA	2:U2:107:THR:HB	1.96	0.46
1:U5:12:ALA:HB2	8:U5:501:GTP:C8	2.50	0.46
1:V0:60:LYS:HB3	1:W0:282:TYR:O	2.16	0.46
2:V1:204:ASN:HD21	9:V1:501:GDP:HN22	1.63	0.46
1:W0:260:VAL:HB	2:W1:397:TRP:CZ2	2.49	0.46
2:W3:178:THR:HB	2:W3:181:GLU:HG2	1.96	0.46
3:X2:81:LYS:HD3	3:X2:161:ARG:HD2	1.97	0.46
5:3H:77:LYS:CD	5:3I:89:LYS:CD	2.93	0.46
6:9B:482:LYS:HA	6:9B:485:LYS:HD2	1.98	0.46
5:2G:112:ARG:HD2	5:2G:198:PHE:CD2	2.50	0.46
5:1G:112:ARG:HD2	5:1G:198:PHE:CD2	2.50	0.46
1:A2:283:HIS:CA	1:M2:60:LYS:CE	2.87	0.46
1:A2:422:ARG:CG	3:X1:55:SER:CB	2.85	0.46
1:A4:400:ALA:C	3:X2:52:THR:HB	2.35	0.46

Continued on next page...

Continued from previous page...

Atom-1	Atom-2	Interatomic distance (Å)	Clash overlap (Å)
1:C3:316:CYS:HA	1:C3:352:LYS:O	2.16	0.46
1:C5:141:PHE:O	1:C5:147:SER:OG	2.32	0.46
2:D4:321:MET:HE1	2:D4:326:VAL:HG21	1.97	0.46
1:E1:124:LYS:CE	1:F1:297:GLU:OE2	2.59	0.46
1:E3:41:THR:HG23	5:3J:20:THR:HB	1.97	0.46
1:E3:408:TYR:HB3	1:E3:413:MET:HE2	1.96	0.46
1:F3:208:ALA:HB2	1:F3:304:LYS:HG2	1.97	0.46
1:F5:2:ARG:HH21	1:F5:243:ARG:HA	1.80	0.46
1:G0:60:LYS:HZ2	1:H0:282:TYR:CB	2.28	0.46
2:G5:101:TRP:H	2:G5:398:TYR:HE2	1.63	0.46
1:H0:87:PHE:C	1:I0:283:HIS:HD2	2.11	0.46
1:H4:215:ARG:NH1	1:H4:216:ASN:OD1	2.48	0.46
2:J2:39:ASP:OD1	2:J2:39:ASP:N	2.48	0.46
2:J6:5:VAL:HG22	2:J6:62:ARG:HD2	1.97	0.46
1:M6:55:GLU:OE2	1:M6:61:HIS:NE2	2.48	0.46
2:N5:318:ARG:HB3	2:N5:357:PRO:HA	1.97	0.46
1:N6:60:LYS:CD	1:O6:282:TYR:O	2.63	0.46
2:O1:251:ARG:HB3	1:O2:100:ALA:HB2	1.98	0.46
2:P3:2:ARG:HH22	1:P4:73:THR:CG2	2.27	0.46
1:P4:12:ALA:HB2	8:P4:501:GTP:N9	2.26	0.46
1:P6:115:ILE:HD12	1:P6:152:LEU:HD13	1.98	0.46
2:Q0:122:LYS:CD	2:R0:291:GLN:CD	2.88	0.46
1:Q3:349:THR:HG1	2:Q4:176:SER:CB	2.26	0.46
2:Q4:314:ALA:HB3	2:Q4:368:ILE:HB	1.98	0.46
1:R3:263:PRO:HG3	2:R4:396:HIS:CB	2.44	0.46
2:R4:271:ALA:HB1	2:R4:292:GLN:HG2	1.96	0.46
1:S3:263:PRO:HG3	2:S4:396:HIS:CD2	2.49	0.46
2:S4:31:ASP:OD1	2:S4:35:THR:N	2.49	0.46
2:S6:320:ARG:HH21	2:S6:355:ASP:HB3	1.79	0.46
2:S6:354:CYS:SG	2:S6:355:ASP:N	2.89	0.46
2:T0:253:LEU:HD12	2:T0:350:LYS:HD3	1.98	0.46
2:T4:54:ALA:CA	2:U4:283:ALA:CB	2.82	0.46
2:U0:330:MET:HB3	2:U0:349:VAL:HG11	1.97	0.46
1:V0:3:GLU:HA	1:V0:51:THR:HA	1.96	0.46
1:V0:11:GLN:HG3	1:V0:74:VAL:HG21	1.96	0.46
1:V0:39:ASP:HB3	7:8A:313:ARG:NH2	2.30	0.46
1:V0:247:ALA:O	2:V1:11:GLN:NE2	2.46	0.46
1:V0:348:PRO:HG3	2:V1:384:GLN:CA	2.41	0.46
1:V2:70:LEU:HD22	1:V2:110:ILE:HG22	1.96	0.46
2:W1:122:LYS:HE3	3:X1:38:THR:CA	1.99	0.46
2:W3:2:ARG:HB3	2:W3:131:GLN:HG3	1.97	0.46

Continued on next page...

Continued from previous page...

Atom-1	Atom-2	Interatomic distance (Å)	Clash overlap (Å)
1:W4:348:PRO:HD2	2:W5:388:MET:SD	2.56	0.46
5:1D:36:ARG:HH21	5:1E:121:ARG:HH11	1.54	0.46
5:2C:109:SER:HB3	5:2C:112:ARG:HD3	1.97	0.46
5:3F:194:THR:HB	5:3F:197:TYR:CB	2.45	0.46
1:A0:284:GLU:O	1:M0:56:THR:HG23	2.15	0.46
2:B0:320:ARG:NH1	2:B0:355:ASP:OD1	2.48	0.46
1:B1:32:PRO:CG	5:2B:200:ILE:HG12	2.45	0.46
1:B3:88:HIS:CD2	1:C3:280:LYS:O	2.68	0.46
2:B4:68:LEU:HA	2:B4:93:GLY:H	1.80	0.46
1:B5:90:GLU:H	1:C5:280:LYS:CD	2.28	0.46
2:C0:272:PRO:HG3	2:C0:364:SER:HA	1.97	0.46
2:D0:170:VAL:HG11	2:D0:377:LEU:HD21	1.97	0.46
1:E1:55:GLU:C	1:F1:285:GLN:CG	2.73	0.46
2:E2:84:ILE:O	2:F2:281:TYR:HE1	1.99	0.46
2:E2:344:TRP:CD2	1:E3:401:LYS:HD2	2.51	0.46
2:E4:19:LYS:NZ	2:E4:223:GLY:O	2.49	0.46
2:E4:55:THR:N	2:F4:283:ALA:HA	2.30	0.46
2:E6:318:ARG:HD3	2:E6:358:PRO:HD3	1.97	0.46
1:F3:137:VAL:HG23	1:F3:168:GLU:HB3	1.97	0.46
2:F4:363:MET:HE2	5:2J:149:GLN:O	2.15	0.46
1:F5:271:THR:HB	1:F5:377:MET:HB3	1.98	0.46
1:G0:89:PRO:CG	1:H0:280:LYS:CG	2.84	0.46
1:G4:56:THR:HG23	1:H4:285:GLN:HA	1.97	0.46
2:H1:382:SER:O	2:H1:386:THR:OG1	2.31	0.46
2:H3:230:SER:HA	2:H3:233:MET:HG2	1.96	0.46
2:H3:404:ASP:OD1	2:H3:404:ASP:N	2.44	0.46
1:I2:139:HIS:NE2	1:I2:168:GLU:OE2	2.33	0.46
1:J1:420:GLU:HG3	1:N0:308:ARG:HG2	1.96	0.46
1:J3:420:GLU:CB	1:N2:308:ARG:HD2	2.44	0.46
1:K0:308:ARG:HB2	1:N0:283:HIS:CD2	2.51	0.46
2:K5:139:LEU:HA	2:K5:145:SER:HB2	1.97	0.46
2:L5:325:GLU:HB2	1:L6:221:ARG:CD	2.46	0.46
2:N5:86:ARG:HD3	2:O5:282:ARG:CZ	2.44	0.46
1:O4:53:PHE:HB3	1:O4:61:HIS:HB3	1.97	0.46
1:O4:258:ASN:HA	2:O5:179:VAL:CG2	2.45	0.46
2:Q4:389:PHE:CB	6:9A:522:LYS:NZ	2.78	0.46
1:R1:248:LEU:CD2	9:R2:501:GDP:H5"	2.46	0.46
1:R3:261:PRO:CA	2:R4:394:PHE:CD1	2.93	0.46
2:R4:8:GLN:HB2	2:R4:65:LEU:HA	1.98	0.46
2:R6:54:ALA:CA	2:S6:283:ALA:CB	2.47	0.46
2:S0:170:VAL:HG11	2:S0:377:LEU:HD21	1.97	0.46

Continued on next page...

Continued from previous page...

Atom-1	Atom-2	Interatomic distance (Å)	Clash overlap (Å)
2:S0:308:GLY:HA3	2:S0:373:ALA:HB2	1.95	0.46
2:S4:10:GLY:HA3	9:S4:501:GDP:O1B	2.16	0.46
2:T2:166:THR:OG1	2:T2:198:GLU:O	2.34	0.46
2:T4:147:MET:O	2:T4:151:LEU:N	2.39	0.46
2:U2:322:SER:OG	1:U3:221:ARG:HB3	2.16	0.46
1:U5:145:THR:H	8:U5:501:GTP:PG	2.37	0.46
1:V0:89:PRO:HB2	1:W0:280:LYS:HD3	1.96	0.46
2:V3:260:PHE:HZ	1:V4:401:LYS:O	1.99	0.46
1:V4:89:PRO:HG2	1:W4:280:LYS:HG2	1.92	0.46
1:W2:154:MET:HE1	1:W2:194:THR:HG22	1.98	0.46
2:W5:2:ARG:CZ	1:W6:71:GLU:HG3	2.45	0.46
5:1A:112:ARG:HE	5:1A:195:ASP:HA	1.80	0.46
5:1A:141:ASN:HB3	5:1A:207:LYS:HG3	1.51	0.46
5:1D:8:ASP:OD1	5:1D:38:SER:OG	2.29	0.46
5:2A:141:ASN:HB3	5:2A:207:LYS:HG3	1.51	0.46
5:4J:141:ASN:HB3	5:4J:207:LYS:HG3	1.51	0.46
5:4I:141:ASN:HB3	5:4I:207:LYS:HG3	1.51	0.46
1:A2:423:GLU:OE1	3:X1:104:ARG:CZ	2.62	0.46
2:A3:67:ASP:OD1	2:A3:68:LEU:N	2.46	0.46
1:A6:11:GLN:HG3	1:A6:74:VAL:HG21	1.98	0.46
1:A6:60:LYS:HB2	1:B5:282:TYR:O	2.15	0.46
2:B4:164:MET:HE2	2:B4:164:MET:HB2	1.70	0.46
2:C2:320:ARG:HH22	5:1A:149:GLN:CG	2.28	0.46
2:C4:1:MET:HE2	1:C5:72:PRO:HG3	1.97	0.46
1:E1:3:GLU:HA	1:E1:51:THR:HA	1.98	0.46
2:E2:190:HIS:CE1	2:E2:414:ASN:HD22	2.34	0.46
1:E3:320:ARG:HD3	1:E3:360:PRO:HG3	1.98	0.46
2:F0:173:PRO:HG3	2:F0:380:ARG:HE	1.80	0.46
2:F0:189:VAL:HA	2:F0:192:LEU:HB3	1.98	0.46
1:F1:207:GLU:HA	1:F1:210:TYR:HB2	1.97	0.46
2:F2:190:HIS:CE1	2:F2:414:ASN:HD22	2.34	0.46
1:G0:107:HIS:HA	1:G0:152:LEU:HD22	1.97	0.46
1:G0:370:LYS:HD2	1:G0:370:LYS:HA	1.81	0.46
1:G4:85:GLN:HB2	1:H4:283:HIS:CE1	2.46	0.46
1:H0:269:LEU:HD21	1:H0:384:ILE:HG21	1.98	0.46
2:H5:122:LYS:NZ	2:I5:291:GLN:C	2.72	0.46
1:I0:62:VAL:CG2	2:J0:281:TYR:HA	2.46	0.46
1:I0:186:ASN:OD1	1:I0:408:TYR:OH	2.33	0.46
1:I2:60:LYS:CD	2:J2:280:GLN:CB	2.82	0.46
2:I5:33:THR:HG23	5:1G:13:ILE:HG12	1.96	0.46
2:I5:163:ILE:HD11	2:I5:251:ARG:HG3	1.98	0.46

Continued on next page...

Continued from previous page...

Atom-1	Atom-2	Interatomic distance (Å)	Clash overlap (Å)
2:J0:73:MET:HE3	2:J0:92:PHE:HB3	1.98	0.46
2:J6:271:ALA:HB3	2:J6:293:MET:CE	2.46	0.46
1:K4:85:GLN:O	1:L4:282:TYR:HD2	1.87	0.46
1:L6:417:GLU:HA	1:L6:420:GLU:HG2	1.98	0.46
1:N4:206:ASN:ND2	8:N4:501:GTP:O2'	2.49	0.46
2:N5:344:TRP:CZ3	1:N6:401:LYS:HB2	2.51	0.46
2:O1:172:SER:OG	2:O1:203:ASP:OD1	2.23	0.46
1:O4:251:ASP:HB2	1:O4:254:GLU:HG3	1.98	0.46
2:P1:350:LYS:CG	1:P2:179:THR:O	2.64	0.46
1:P2:325:PRO:CB	2:P3:208:TYR:OH	2.55	0.46
2:Q0:86:ARG:HG2	2:R0:278:SER:OG	2.16	0.46
1:Q1:179:THR:OG1	8:Q1:501:GTP:O3'	1.92	0.46
2:Q2:58:LYS:CD	2:R2:280:GLN:O	2.44	0.46
2:Q2:293:MET:HE1	2:Q2:365:ALA:HB1	1.98	0.46
2:Q2:406:MET:HA	6:9B:518:LYS:CD	2.35	0.46
1:Q3:352:LYS:HA	2:Q4:177:ASP:C	2.40	0.46
2:R4:247:ASN:H	1:R5:11:GLN:HE22	1.63	0.46
2:R6:16:ILE:HD11	2:R6:229:VAL:HG11	1.98	0.46
1:S1:329:ASN:HB3	2:S2:175:VAL:HG11	1.98	0.46
2:S2:243:PRO:HB3	1:S3:73:THR:O	2.15	0.46
2:T0:58:LYS:HB3	2:T0:58:LYS:HE3	1.83	0.46
2:T0:232:THR:HG21	2:T0:268:PRO:HB3	1.97	0.46
2:T0:323:MET:HE1	1:T1:224:TYR:CG	2.50	0.46
1:U3:326:LYS:CB	2:U4:220:PRO:CG	2.91	0.46
2:U4:2:ARG:CZ	1:U5:72:PRO:HD2	2.44	0.46
1:U5:56:THR:CB	1:V4:285:GLN:CB	2.84	0.46
2:U6:25:SER:OG	2:U6:30:ILE:O	2.33	0.46
1:V0:435:VAL:HA	2:V1:391:ARG:NH1	2.31	0.46
2:V1:128:ASP:OD1	2:V1:129:CYS:N	2.48	0.46
1:V2:53:PHE:O	1:V2:64:ARG:NH1	2.48	0.46
2:V5:84:ILE:CA	2:W5:281:TYR:CE1	2.92	0.46
1:W4:228:ASN:OD1	8:W4:501:GTP:N1	2.49	0.46
5:1B:178:PRO:O	5:1B:179:GLU:C	2.57	0.46
5:1C:195:ASP:HB3	5:1C:199:ILE:HG13	1.97	0.46
5:2B:72:ALA:HB2	5:2C:121:ARG:HH22	1.81	0.46
5:2F:36:ARG:NH2	5:2G:121:ARG:HH12	2.14	0.46
5:3C:178:PRO:O	5:3C:179:GLU:C	2.58	0.46
2:A1:2:ARG:HB3	2:A1:131:GLN:HB2	1.98	0.46
2:A1:53:GLU:O	2:B0:283:ALA:HB3	2.15	0.46
2:B0:140:GLY:O	2:B0:184:ASN:ND2	2.45	0.46
1:C5:187:SER:HB2	1:C5:391:LEU:HD21	1.97	0.46

Continued on next page...

Continued from previous page...

Atom-1	Atom-2	Interatomic distance (Å)	Clash overlap (Å)
2:D0:58:LYS:NZ	2:E0:280:GLN:CG	2.79	0.46
2:D4:420:SER:OG	2:D4:421:GLU:OE2	2.33	0.46
2:E2:58:LYS:CE	2:F2:280:GLN:O	2.60	0.46
2:E4:122:LYS:HG2	2:F4:291:GLN:HE21	1.80	0.46
1:H2:109:THR:HG23	1:H2:110:ILE:HG12	1.98	0.46
1:H4:26:LEU:HA	5:2H:196:VAL:HB	1.97	0.46
2:I1:87:PRO:HB3	1:J1:280:LYS:HG2	1.92	0.46
2:I1:258:VAL:HG23	1:I2:407:TRP:HE1	1.80	0.46
2:K1:203:ASP:HB2	2:K1:301:ALA:HA	1.97	0.46
1:M2:206:ASN:OD1	8:M2:501:GTP:N2	2.49	0.46
1:N0:215:ARG:NH1	1:N0:216:ASN:OD1	2.49	0.46
1:N4:205:ASP:OD1	1:N4:205:ASP:N	2.49	0.46
2:N5:4:ILE:HA	2:N5:132:GLY:O	2.16	0.46
2:N5:144:GLY:HA3	9:N5:501:GDP:PB	2.55	0.46
2:N5:203:ASP:HB2	2:N5:301:ALA:HA	1.97	0.46
2:N5:229:VAL:HG21	9:N5:501:GDP:N2	2.30	0.46
1:N6:4:CYS:SG	1:N6:5:ILE:N	2.88	0.46
1:N6:259:LEU:HD21	1:N6:316:CYS:HB2	1.96	0.46
2:O1:313:VAL:HB	2:O1:349:VAL:HG22	1.98	0.46
1:O2:260:VAL:CB	2:O3:397:TRP:HE1	2.29	0.46
2:O3:404:ASP:HA	6:9B:597:LYS:CD	2.46	0.46
2:P1:324:LYS:HG3	1:P2:210:TYR:CG	2.50	0.46
2:P3:46:ARG:HH12	1:P4:73:THR:HA	1.81	0.46
1:Q3:248:LEU:HD11	2:Q4:222:TYR:HE2	1.81	0.46
1:Q3:440:VAL:CG2	6:9A:530:LYS:HZ2	2.29	0.46
2:Q4:237:THR:HG22	2:Q4:250:LEU:HD11	1.98	0.46
2:Q4:245:GLN:HB3	1:Q5:224:TYR:HD2	1.79	0.46
2:Q4:346:PRO:HG3	1:Q5:394:LYS:HG2	1.97	0.46
2:Q4:409:THR:HG22	6:9A:518:LYS:CG	2.45	0.46
2:R0:122:LYS:CG	2:S0:291:GLN:OE1	2.58	0.46
2:R0:204:ASN:HD21	9:R0:501:GDP:HN22	1.64	0.46
1:R3:157:LEU:HD22	1:R3:166:LYS:HD3	1.98	0.46
2:R4:86:ARG:HD3	2:S4:281:TYR:HB3	1.90	0.46
1:R5:318:LEU:O	1:R5:375:VAL:HA	2.15	0.46
2:S2:237:THR:HG22	2:S2:250:LEU:HD21	1.98	0.46
1:S3:90:GLU:CD	1:T3:280:LYS:CE	2.82	0.46
2:S4:69:GLU:HG2	2:S4:71:GLY:H	1.80	0.46
2:S4:249:ASP:H	2:S4:252:LYS:HB3	1.81	0.46
1:S5:288:VAL:HB	1:S5:327:ASP:HB3	1.98	0.46
2:T2:290:THR:HG21	2:T2:329:GLN:HB3	1.98	0.46
1:T3:1:MET:HE3	2:T4:94:GLN:HB3	1.98	0.46

Continued on next page...

Continued from previous page...

Atom-1	Atom-2	Interatomic distance (Å)	Clash overlap (Å)
2:T4:316:VAL:HG13	2:T4:352:ALA:HB3	1.97	0.46
2:T4:344:TRP:O	1:T5:398:MET:HA	2.15	0.46
1:T5:350:GLY:O	2:T6:179:VAL:HG22	2.15	0.46
2:U2:68:LEU:HD13	2:U2:97:ALA:HB2	1.98	0.46
1:U3:206:ASN:ND2	8:U3:501:GTP:O2'	2.49	0.46
1:U3:348:PRO:CG	2:U4:384:GLN:HG2	2.44	0.46
2:U4:46:ARG:NH2	1:U5:72:PRO:HB2	2.31	0.46
1:V2:435:VAL:HA	2:V3:391:ARG:NH2	2.30	0.46
2:V3:396:HIS:HA	2:V3:399:THR:HG22	1.98	0.46
2:V5:60:VAL:HG11	2:W5:281:TYR:C	2.39	0.46
2:V5:137:HIS:CE1	2:V5:168:SER:HG	2.34	0.46
1:W0:325:PRO:HG2	2:W1:222:TYR:CZ	2.51	0.46
2:W5:252:LYS:HB2	1:W6:100:ALA:HA	1.98	0.46
6:9A:567:LYS:HB3	6:9A:571:PHE:HE2	1.81	0.46
6:9B:444:HIS:HA	6:9B:447:LYS:HD2	1.98	0.46
6:9B:495:GLU:HA	6:9B:498:LYS:HD2	1.97	0.46
6:9B:549:VAL:HA	6:9B:552:LYS:HD2	1.98	0.46
6:9B:575:GLU:O	6:9B:579:ILE:HG13	2.16	0.46
5:6A:109:SER:HB3	5:6A:112:ARG:HD3	1.98	0.46
5:1G:141:ASN:HB3	5:1G:207:LYS:HG3	1.51	0.46
1:A0:285:GLN:CG	1:M0:55:GLU:O	2.64	0.46
2:A1:161:ASP:OD1	2:A1:161:ASP:N	2.48	0.46
1:A2:242:LEU:HD11	1:A2:252:LEU:HG	1.98	0.46
1:A2:420:GLU:HA	3:X1:108:TYR:HE1	1.80	0.46
1:A2:430:LYS:CE	3:X1:153:ARG:NH1	2.74	0.46
1:B3:128:GLN:HE22	1:C3:285:GLN:H	1.64	0.46
2:B4:6:HIS:O	2:B4:63:ALA:HA	2.16	0.46
1:C3:88:HIS:HD2	1:D3:284:GLU:CA	2.28	0.46
1:C3:89:PRO:CD	1:D3:283:HIS:HD2	2.29	0.46
2:C4:189:VAL:HG21	2:C4:415:MET:HE1	1.97	0.46
1:D1:89:PRO:HD2	1:E1:280:LYS:HG3	1.98	0.46
2:D6:178:THR:HB	2:D6:181:GLU:HG3	1.97	0.46
1:E3:425:MET:HE2	1:E3:425:MET:HB3	1.68	0.46
2:E4:237:THR:HG22	2:E4:250:LEU:HD21	1.98	0.46
1:F5:85:GLN:CG	1:G4:282:TYR:CD1	2.96	0.46
2:G3:140:GLY:HA2	2:G3:181:GLU:HG3	1.98	0.46
1:G4:191:THR:HA	1:G4:194:THR:HG22	1.97	0.46
2:H3:22:GLU:HG2	2:H3:81:PHE:HB2	1.98	0.46
2:H5:68:LEU:HD22	2:H5:97:ALA:HB2	1.97	0.46
2:H5:259:PRO:HG3	2:H5:311:LEU:HD23	1.97	0.46
1:I0:141:PHE:O	1:I0:147:SER:OG	2.33	0.46

Continued on next page...

Continued from previous page...

Atom-1	Atom-2	Interatomic distance (Å)	Clash overlap (Å)
2:J0:4:ILE:HD11	2:J0:240:LEU:HD23	1.98	0.46
2:J0:237:THR:HG22	2:J0:250:LEU:HD21	1.98	0.46
2:J0:292:GLN:HG2	2:J0:298:ASN:HD22	1.81	0.46
1:J1:191:THR:OG1	1:J1:425:MET:SD	2.73	0.46
2:J4:292:GLN:O	2:J4:298:ASN:ND2	2.49	0.46
2:J4:406:MET:SD	2:N3:306:ARG:HB3	2.55	0.46
2:K5:86:ARG:HB2	2:L5:281:TYR:HB3	1.97	0.46
1:L0:88:HIS:CA	1:M0:283:HIS:HB3	2.46	0.46
1:L0:377:MET:HE2	1:L0:379:SER:HB3	1.98	0.46
1:L2:402:ARG:NE	1:L2:415:GLU:OE2	2.49	0.46
2:L3:58:LYS:HZ1	2:M3:280:GLN:CG	2.26	0.46
1:N0:248:LEU:HD13	9:N1:501:GDP:H2'	1.97	0.46
2:N3:60:VAL:HG11	2:O3:281:TYR:HB3	1.97	0.46
1:N4:87:PHE:C	1:O4:283:HIS:CG	2.87	0.46
2:N5:87:PRO:HD3	2:O5:278:SER:CA	2.43	0.46
1:O0:254:GLU:O	1:O0:258:ASN:HB2	2.15	0.46
1:O2:195:LEU:HD11	1:O2:428:LEU:HD22	1.98	0.46
2:Q2:256:ASN:HD21	1:Q3:180:ALA:HB2	1.81	0.46
2:Q4:236:VAL:HG22	2:Q4:368:ILE:HD11	1.97	0.46
2:Q4:389:PHE:CD2	6:9A:519:TRP:CE2	3.03	0.46
1:Q5:171:ILE:CB	8:Q5:501:GTP:H1'	2.45	0.46
1:R3:101:ASN:ND2	1:R3:142:GLY:O	2.49	0.46
2:R4:135:LEU:HD23	2:R4:166:THR:HG22	1.98	0.46
2:R6:12:CYS:CB	9:R6:501:GDP:PA	3.02	0.46
1:S1:151:SER:HA	1:S1:193:THR:HG21	1.97	0.46
2:S2:85:PHE:C	2:T2:281:TYR:CZ	2.93	0.46
1:S3:289:ALA:O	1:S3:293:ASN:ND2	2.36	0.46
1:S3:348:PRO:HG2	2:S4:384:GLN:CG	2.45	0.46
2:S4:261:PRO:HD3	1:S5:406:HIS:CD2	2.51	0.46
2:T0:54:ALA:HA	2:U0:283:ALA:N	2.25	0.46
2:T0:193:VAL:HG21	2:T0:418:LEU:HD21	1.98	0.46
1:T1:329:ASN:OD1	2:T2:175:VAL:CG1	2.63	0.46
2:T2:117:LEU:HA	2:T2:120:VAL:HG12	1.97	0.46
1:T3:89:PRO:CG	1:U3:280:LYS:CD	2.92	0.46
2:T6:200:TYR:HD2	2:T6:268:PRO:HG3	1.80	0.46
2:U4:84:ILE:HA	2:V3:281:TYR:CD1	2.50	0.46
2:U4:121:ARG:HH22	2:V3:337:ASN:HD21	1.62	0.46
2:U4:286:VAL:HG22	2:U4:363:MET:HE1	1.97	0.46
1:U5:257:THR:HA	2:U6:397:TRP:CE2	2.49	0.46
1:V0:258:ASN:HB3	2:V1:179:VAL:CG1	2.45	0.46
1:V2:329:ASN:ND2	2:V3:175:VAL:CB	2.79	0.46

Continued on next page...

Continued from previous page...

Atom-1	Atom-2	Interatomic distance (Å)	Clash overlap (Å)
2:V3:122:LYS:HZ1	2:W3:292:GLN:HA	1.81	0.46
2:W3:6:HIS:O	2:W3:63:ALA:HA	2.16	0.46
2:W3:46:ARG:HH12	1:W4:72:PRO:HG2	1.81	0.46
2:W3:251:ARG:C	1:W4:100:ALA:HB1	2.40	0.46
2:W5:226:ASN:OD1	9:W5:501:GDP:C6	2.69	0.46
5:2A:178:PRO:O	5:2A:179:GLU:C	2.58	0.46
5:3E:188:VAL:O	5:3E:192:ILE:HG13	2.16	0.46
5:3F:7:HIS:O	5:3F:191:SER:HB2	2.15	0.46
5:4I:89:LYS:CD	5:4H:77:LYS:CD	2.93	0.46
1:A0:196:GLU:HB3	3:X0:113:ARG:HH22	1.80	0.46
1:A2:283:HIS:O	1:M2:62:VAL:HG23	2.13	0.46
1:B1:54:SER:CB	1:C1:285:GLN:HE22	1.94	0.46
1:B1:301:GLN:HG3	1:B1:307:PRO:HG3	1.97	0.46
1:B5:230:LEU:HD23	1:B5:302:MET:HE1	1.98	0.46
1:C1:89:PRO:HB3	1:D1:279:GLU:OE1	2.16	0.46
2:C2:73:MET:HE3	2:C2:92:PHE:HB3	1.98	0.46
2:C2:101:TRP:HB3	2:C2:398:TYR:HE2	1.80	0.46
1:C3:124:LYS:HZ1	1:D3:284:GLU:CG	2.28	0.46
2:D0:53:GLU:C	2:E0:283:ALA:HB2	2.40	0.46
2:E0:60:VAL:HG11	2:F0:281:TYR:CD1	2.49	0.46
1:E3:3:GLU:OE1	1:E3:64:ARG:NH1	2.49	0.46
2:F4:68:LEU:HB3	2:F4:96:GLY:HA2	1.97	0.46
1:F5:275:VAL:HG23	1:F5:368:LEU:HD11	1.97	0.46
1:G0:348:PRO:HD2	2:G1:388:MET:HE2	1.98	0.46
2:G1:60:VAL:HG11	2:H1:281:TYR:HB3	1.97	0.46
2:G3:180:VAL:HG22	2:G3:183:TYR:HB2	1.98	0.46
1:H2:70:LEU:HD22	1:H2:110:ILE:HG22	1.98	0.46
1:H2:328:VAL:HG11	1:H2:353:VAL:HG21	1.97	0.46
1:H4:104:ALA:HB1	1:H4:411:GLU:HB2	1.98	0.46
1:I4:395:PHE:HE2	1:I4:422:ARG:HB2	1.81	0.46
1:J3:98:ASP:O	1:J3:105:ARG:NH1	2.48	0.46
1:J5:107:HIS:HA	1:J5:152:LEU:HD23	1.98	0.46
2:K3:178:THR:HB	2:K3:181:GLU:HB3	1.98	0.46
1:K4:89:PRO:CG	1:L4:279:GLU:O	2.63	0.46
2:L1:54:ALA:HA	2:M1:283:ALA:HA	1.98	0.46
1:L2:132:LEU:HD23	1:L2:164:LYS:HD2	1.98	0.46
2:L3:257:MET:HA	2:L3:312:THR:HG21	1.98	0.46
1:N4:53:PHE:HB3	1:N4:61:HIS:HB3	1.97	0.46
2:N5:39:ASP:OD1	2:N5:39:ASP:N	2.48	0.46
2:O3:58:LYS:NZ	2:P3:281:TYR:CE1	2.82	0.46
2:O3:385:PHE:HE2	2:O3:412:GLU:HB2	1.80	0.46

Continued on next page...

Continued from previous page...

Atom-1	Atom-2	Interatomic distance (Å)	Clash overlap (Å)
2:O5:125:GLU:CG	2:P5:336:LYS:HE3	2.45	0.46
2:P1:251:ARG:HB3	1:P2:100:ALA:CB	2.46	0.46
1:P2:27:GLU:OE1	1:P2:243:ARG:NH1	2.49	0.46
2:P3:258:VAL:HB	1:P4:407:TRP:HE1	1.79	0.46
1:P4:329:ASN:ND2	2:P5:208:TYR:CE2	2.84	0.46
2:Q0:116:VAL:HG11	2:Q0:151:LEU:HD21	1.97	0.46
2:Q4:2:ARG:NH2	1:Q5:72:PRO:HD2	2.31	0.46
1:R1:187:SER:HB2	1:R1:391:LEU:HD21	1.97	0.46
2:R2:58:LYS:NZ	2:S2:280:GLN:OE1	2.48	0.46
2:S0:204:ASN:OD1	9:S0:501:GDP:N2	2.46	0.46
2:S2:309:ARG:HD3	2:S2:342:VAL:HG12	1.97	0.46
2:S2:390:ARG:CD	6:9B:440:LEU:HD13	2.13	0.46
2:S4:5:VAL:HA	2:S4:62:ARG:HG2	1.97	0.46
1:T3:356:ASN:OD1	1:T3:357:TYR:N	2.49	0.46
2:T4:54:ALA:CA	2:U4:283:ALA:HB2	2.32	0.46
2:T4:324:LYS:HE3	1:T5:210:TYR:O	2.15	0.46
1:T5:32:PRO:CD	5:5A:203:ARG:HD2	2.44	0.46
1:U5:223:THR:OG1	1:U5:224:TYR:N	2.49	0.46
1:V0:91:GLN:HG3	1:V0:121:ARG:HH21	1.81	0.46
2:V1:100:ASN:HB3	2:V1:103:LYS:HB2	1.97	0.46
2:V1:260:PHE:CA	1:V2:406:HIS:NE2	2.78	0.46
1:V2:325:PRO:HB3	2:V3:222:TYR:OH	2.15	0.46
1:W0:346:TRP:CD1	2:W1:391:ARG:HG3	2.51	0.46
2:W1:126:SER:HB2	3:X1:36:ARG:HH22	1.75	0.46
1:W2:116:ASP:HB3	3:X1:6:PHE:CE2	2.39	0.46
1:W2:139:HIS:O	1:W2:170:SER:HA	2.16	0.46
1:W2:242:LEU:HD11	1:W2:252:LEU:HG	1.98	0.46
5:1E:197:TYR:CZ	5:1E:201:MET:HB2	2.51	0.46
6:9B:487:ILE:HG22	6:9B:491:LYS:HE3	1.97	0.46
5:2I:114:GLU:O	5:2I:115:VAL:C	2.59	0.46
5:6C:72:ALA:N	5:6D:121:ARG:CZ	2.75	0.46
1:A4:377:MET:HE2	1:A4:379:SER:HB2	1.98	0.46
1:A4:434:GLU:OE2	3:X2:100:ARG:NE	2.49	0.46
2:D0:86:ARG:HD2	2:D0:88:ASP:HB2	1.98	0.46
2:D6:267:MET:HE3	2:D6:301:ALA:HB3	1.96	0.46
1:E3:51:THR:HG21	1:E3:243:ARG:HG2	1.98	0.46
1:E5:15:GLN:O	1:E5:228:ASN:ND2	2.50	0.46
1:E5:195:LEU:HD11	1:E5:428:LEU:HD22	1.97	0.46
1:F1:98:ASP:OD1	1:F1:98:ASP:N	2.46	0.46
1:F5:279:GLU:HB2	5:2J:9:ARG:NH2	2.31	0.46
2:G1:286:VAL:HG22	2:G1:321:MET:HE3	1.97	0.46

Continued on next page...

Continued from previous page...

Atom-1	Atom-2	Interatomic distance (Å)	Clash overlap (Å)
1:H2:86:LEU:C	1:I2:283:HIS:CE1	2.94	0.46
2:H5:4:ILE:HB	2:H5:50:TYR:HE1	1.81	0.46
2:I3:55:THR:HG21	1:J3:372:GLN:CG	2.42	0.46
2:I5:253:LEU:O	2:I5:257:MET:HG2	2.16	0.46
1:J3:364:PRO:HG3	5:2G:197:TYR:CE2	2.33	0.46
1:J5:254:GLU:HG2	2:J6:98:GLY:HA2	1.97	0.46
1:K0:402:ARG:NH1	1:K0:415:GLU:OE2	2.49	0.46
1:K4:153:LEU:O	1:K4:157:LEU:HB2	2.15	0.46
1:L2:88:HIS:CG	1:M2:283:HIS:HB3	2.38	0.46
2:L5:324:LYS:HD2	1:L6:220:GLU:CB	2.46	0.46
1:M4:31:GLN:OE1	5:1D:199:ILE:HD12	2.13	0.46
1:N2:123:ARG:HH22	1:O2:293:ASN:C	2.24	0.46
2:N3:54:ALA:HA	2:O3:283:ALA:HA	1.97	0.46
2:N3:167:PHE:CE1	2:N3:233:MET:HG2	2.50	0.46
2:O3:171:PRO:HG2	2:O3:185:ALA:HB2	1.98	0.46
1:O4:12:ALA:HB1	8:O4:501:GTP:C5	2.51	0.46
1:O6:124:LYS:CE	1:P6:297:GLU:OE2	2.59	0.46
2:P1:323:MET:CB	1:P2:224:TYR:CE1	2.99	0.46
2:P3:331:LEU:CD2	1:P4:176:GLN:HB3	2.43	0.46
2:P5:405:GLU:HB2	6:9A:558:THR:HG21	1.94	0.46
1:P6:3:GLU:HA	1:P6:51:THR:HG23	1.98	0.46
2:Q0:83:GLN:O	2:R0:281:TYR:CZ	2.70	0.46
2:Q2:347:ASN:CG	1:Q3:178:SER:CB	2.85	0.46
2:Q2:386:THR:O	6:9B:526:TYR:CE1	2.69	0.46
1:Q3:139:HIS:CE1	1:Q3:150:THR:HG21	2.51	0.46
1:R1:254:GLU:OE2	1:R1:352:LYS:NZ	2.39	0.46
1:R3:60:LYS:HZ3	1:S3:282:TYR:HB3	1.81	0.46
2:R4:58:LYS:HZ3	2:S4:281:TYR:HA	1.81	0.46
2:R4:346:PRO:HG3	1:R5:394:LYS:CD	2.45	0.46
2:S0:323:MET:HG3	1:S1:224:TYR:CE1	2.51	0.46
2:S0:346:PRO:HD2	1:S1:398:MET:HB2	1.97	0.46
2:S2:337:ASN:HB3	2:S2:340:TYR:HD2	1.80	0.46
1:T1:254:GLU:OE2	2:T2:99:ASN:CG	2.59	0.46
2:T4:54:ALA:HB3	2:T4:58:LYS:HB2	1.98	0.46
2:T6:331:LEU:O	2:T6:335:ASN:ND2	2.48	0.46
2:U0:170:VAL:HG11	2:U0:377:LEU:HD21	1.98	0.46
2:V3:252:LYS:CD	1:V4:101:ASN:ND2	2.79	0.46
1:V4:123:ARG:NH2	1:W4:298:PRO:HD2	2.31	0.46
1:W2:1:MET:CE	2:W3:94:GLN:NE2	2.73	0.46
1:W4:228:ASN:ND2	8:W4:501:GTP:O6	2.44	0.46
5:1E:203:ARG:HA	5:1E:208:LEU:H	1.81	0.46

Continued on next page...

Continued from previous page...

Atom-1	Atom-2	Interatomic distance (Å)	Clash overlap (Å)
5:2A:199:ILE:HG23	5:2A:203:ARG:HE	1.81	0.46
5:2B:195:ASP:HA	5:2B:198:PHE:HB3	1.98	0.46
5:3F:36:ARG:NH2	5:3G:121:ARG:HH12	2.14	0.46
6:9B:594:ASP:HA	6:9B:597:LYS:HD2	1.97	0.46
2:A1:67:ASP:OD1	2:A1:68:LEU:N	2.49	0.45
1:A4:276:ILE:HD12	1:A4:281:ALA:HA	1.98	0.45
1:A6:290:GLU:HG3	1:M6:128:GLN:HE22	1.81	0.45
1:B1:425:MET:HE3	1:B1:425:MET:HB3	1.88	0.45
2:B4:271:ALA:HB3	2:B4:365:ALA:HB3	1.97	0.45
2:C0:162:ARG:HA	2:C0:162:ARG:HD3	1.77	0.45
2:C2:256:ASN:ND2	2:C2:350:LYS:HD2	2.31	0.45
2:C4:103:LYS:HA	2:C4:107:THR:HB	1.98	0.45
2:C4:238:THR:HG21	2:C4:318:ARG:HD2	1.98	0.45
1:C5:57:GLY:HA3	1:D5:372:GLN:CD	2.41	0.45
1:C5:89:PRO:CG	1:D5:279:GLU:O	2.58	0.45
2:D0:141:GLY:O	2:D0:145:SER:OG	2.34	0.45
1:D1:438:ASP:OD1	1:D1:438:ASP:N	2.48	0.45
2:D2:58:LYS:HE3	2:D2:58:LYS:HB3	1.64	0.45
2:D4:293:MET:HE3	2:D4:365:ALA:HB3	1.97	0.45
1:D5:293:ASN:OD1	1:D5:338:LYS:NZ	2.40	0.45
2:E0:323:MET:HE3	1:E1:210:TYR:HE1	1.81	0.45
2:E4:313:VAL:HG13	2:E4:367:PHE:HE1	1.81	0.45
1:E5:139:HIS:HE2	1:E5:141:PHE:HE1	1.64	0.45
2:F0:372:THR:HG21	2:F0:426:GLN:HB2	1.97	0.45
1:F1:178:SER:OG	1:F1:183:GLU:OE1	2.33	0.45
1:F3:260:VAL:HG12	1:F3:266:HIS:HA	1.97	0.45
1:G2:278:ALA:HA	1:G2:369:ALA:HB2	1.98	0.45
2:H1:309:ARG:N	2:H1:372:THR:OG1	2.40	0.45
1:J1:215:ARG:NH1	1:J1:299:ALA:O	2.49	0.45
2:J4:5:VAL:HG22	2:J4:62:ARG:HD2	1.98	0.45
1:K0:123:ARG:NH2	1:K0:127:ASP:OD2	2.43	0.45
1:K2:228:ASN:HA	1:K2:231:ILE:HD12	1.99	0.45
1:K2:292:THR:HG21	1:K2:331:ALA:HB1	1.96	0.45
2:K5:170:VAL:HG21	2:K5:377:LEU:HD11	1.99	0.45
2:L5:58:LYS:HE2	2:M5:280:GLN:HB3	1.98	0.45
1:M4:438:ASP:OD1	1:M4:439:SER:N	2.47	0.45
1:M6:370:LYS:HA	1:M6:370:LYS:HD2	1.76	0.45
2:N3:2:ARG:HH22	1:N4:73:THR:HG23	1.81	0.45
2:N5:87:PRO:O	2:O5:216:LYS:NZ	2.46	0.45
2:O1:239:CYS:HB3	2:O1:247:ASN:HB2	1.98	0.45
2:O5:406:MET:N	6:9A:597:LYS:HG2	2.06	0.45

Continued on next page...

Continued from previous page...

Atom-1	Atom-2	Interatomic distance (Å)	Clash overlap (Å)
2:O5:409:THR:H	6:9A:600:ILE:HG21	1.29	0.45
2:P1:322:SER:HA	1:P2:223:THR:CG2	2.46	0.45
2:P1:343:GLU:O	1:P2:397:LEU:HD13	2.16	0.45
1:P6:12:ALA:HA	8:P6:501:GTP:C8	2.50	0.45
2:Q2:54:ALA:HA	2:R2:283:ALA:CB	2.46	0.45
2:Q2:322:SER:HB2	1:Q3:222:PRO:O	2.15	0.45
2:Q2:390:ARG:HH12	6:9B:530:LYS:CE	2.29	0.45
1:R1:254:GLU:HA	2:R2:98:GLY:O	2.15	0.45
1:R1:254:GLU:HG3	2:R2:99:ASN:OD1	2.16	0.45
1:R1:319:TYR:HB2	1:R1:355:ILE:HD13	1.97	0.45
1:R3:62:VAL:HG23	1:S3:283:HIS:O	1.98	0.45
2:S2:51:TYR:HB3	2:S2:59:TYR:HB3	1.96	0.45
1:S3:180:ALA:HB3	1:S3:183:GLU:HB2	1.98	0.45
2:T0:351:THR:N	1:T1:179:THR:O	2.49	0.45
2:U0:4:ILE:HB	2:U0:50:TYR:HE1	1.81	0.45
1:U1:406:HIS:HA	1:U1:409:VAL:HG22	1.97	0.45
1:U3:180:ALA:HB3	1:U3:183:GLU:HB2	1.98	0.45
1:U5:151:SER:HA	1:U5:193:THR:HG21	1.98	0.45
1:V0:60:LYS:HD3	1:W0:283:HIS:HA	1.89	0.45
2:V1:86:ARG:NH2	2:W1:282:ARG:HA	2.31	0.45
2:V3:245:GLN:O	1:V4:11:GLN:NE2	2.49	0.45
1:V4:120:ASP:OD1	1:W4:297:GLU:HG3	2.16	0.45
1:V4:422:ARG:HH12	1:V4:426:ALA:HB2	1.81	0.45
1:W0:310:GLY:HA3	1:W0:383:ALA:HB2	1.97	0.45
2:W1:236:VAL:HG13	2:W1:237:THR:HG23	1.98	0.45
1:W2:262:TYR:HB2	1:W2:265:ILE:HG12	1.98	0.45
5:1C:72:ALA:N	5:1D:121:ARG:NH2	2.63	0.45
5:1D:77:LYS:CE	5:1E:89:LYS:HZ1	2.30	0.45
5:2A:197:TYR:CE2	5:2A:198:PHE:CD2	3.04	0.45
5:3D:8:ASP:OD1	5:3D:38:SER:OG	2.28	0.45
5:2H:8:ASP:OD1	5:2H:38:SER:OG	2.29	0.45
2:A1:54:ALA:C	2:B0:283:ALA:HA	2.42	0.45
1:A2:263:PRO:CG	3:X1:116:PRO:HG3	2.46	0.45
2:A5:282:ARG:C	2:M5:54:ALA:HB1	2.41	0.45
1:A6:420:GLU:HG2	3:X3:109:GLN:NE2	2.10	0.45
2:B4:161:ASP:OD1	2:B4:161:ASP:N	2.49	0.45
2:C0:86:ARG:C	2:D0:281:TYR:CD2	2.61	0.45
1:C1:172:TYR:N	1:C1:204:VAL:O	2.36	0.45
1:C1:326:LYS:HZ1	2:C2:212:PHE:HD2	1.62	0.45
1:D1:296:PHE:HD2	1:D1:341:ILE:HG12	1.81	0.45
2:D2:271:ALA:N	2:D2:272:PRO:HD3	2.31	0.45

Continued on next page...

Continued from previous page...

Atom-1	Atom-2	Interatomic distance (Å)	Clash overlap (Å)
2:D4:54:ALA:CA	2:E4:283:ALA:CB	2.55	0.45
1:D5:22:GLU:OE2	1:D5:229:ARG:NH2	2.45	0.45
1:E1:69:ASP:OD1	1:E1:70:LEU:N	2.49	0.45
1:E1:254:GLU:HB3	1:E1:352:LYS:HE3	1.98	0.45
2:E2:271:ALA:H	2:E2:293:MET:HE1	1.80	0.45
2:E2:323:MET:HE1	2:E2:353:VAL:HG21	1.98	0.45
1:F1:208:ALA:HA	1:F1:304:LYS:HE3	1.98	0.45
1:F1:345:ASP:N	1:F1:345:ASP:OD1	2.49	0.45
2:F4:362:LYS:HG3	5:2J:148:TYR:CD1	2.51	0.45
2:F6:55:THR:HB	2:G5:362:LYS:NZ	2.31	0.45
1:G4:326:LYS:HB2	2:G5:212:PHE:HZ	1.80	0.45
2:G5:321:MET:HB3	2:G5:363:MET:HE2	1.98	0.45
1:H2:194:THR:O	1:H2:266:HIS:NE2	2.42	0.45
1:I0:56:THR:HA	2:J0:283:ALA:HB2	1.98	0.45
1:J1:124:LYS:NZ	1:K0:297:GLU:OE2	2.50	0.45
1:J1:128:GLN:CD	1:K0:290:GLU:OE2	2.59	0.45
2:J2:248:ALA:HA	2:J2:252:LYS:HD2	1.98	0.45
1:K0:139:HIS:O	1:K0:170:SER:HA	2.16	0.45
2:K1:318:ARG:NH1	2:K1:356:ILE:O	2.49	0.45
1:K4:15:GLN:O	1:K4:228:ASN:ND2	2.48	0.45
1:K4:167:LEU:HD22	1:K4:200:CYS:HB3	1.98	0.45
1:L2:62:VAL:HG11	1:M2:283:HIS:O	2.16	0.45
2:L3:257:MET:HE1	2:L3:368:ILE:HG22	1.98	0.45
1:M4:171:ILE:HD13	1:M4:204:VAL:HG23	1.98	0.45
1:O0:363:VAL:HG23	1:O0:366:GLY:HA3	1.98	0.45
1:O2:441:GLU:HA	6:9B:612:LYS:CG	2.46	0.45
2:O3:330:MET:HB3	2:O3:349:VAL:HG11	1.98	0.45
1:O4:434:GLU:O	2:O5:391:ARG:NH2	2.49	0.45
2:O5:2:ARG:HG2	1:O6:97:GLU:HG2	1.98	0.45
2:O5:53:GLU:O	2:P5:283:ALA:HB2	2.15	0.45
2:O5:324:LYS:NZ	1:O6:214:ARG:HD3	2.31	0.45
1:P2:89:PRO:HD3	1:Q1:283:HIS:ND1	2.30	0.45
2:P3:344:TRP:HZ3	1:P4:403:ALA:HB2	1.81	0.45
2:P5:66:VAL:HG12	2:P5:91:VAL:HB	1.97	0.45
2:Q2:389:PHE:HZ	6:9B:519:TRP:CD1	2.30	0.45
1:R1:326:LYS:CB	2:R2:220:PRO:HG2	2.46	0.45
1:R3:329:ASN:CG	2:R4:175:VAL:HG13	2.42	0.45
2:R4:8:GLN:HE22	2:R4:136:THR:HG23	1.80	0.45
2:R4:145:SER:O	2:R4:149:THR:OG1	2.30	0.45
2:S0:324:LYS:HB2	1:S1:210:TYR:CD1	2.51	0.45
1:S5:10:GLY:C	8:S5:501:GTP:O1B	2.50	0.45

Continued on next page...

Continued from previous page...

Atom-1	Atom-2	Interatomic distance (Å)	Clash overlap (Å)
2:S6:15:GLN:O	2:S6:226:ASN:ND2	2.50	0.45
2:S6:86:ARG:HG3	2:T6:281:TYR:HB2	1.91	0.45
2:T0:210:ILE:O	2:T0:214:THR:OG1	2.30	0.45
2:T2:141:GLY:O	2:T2:145:SER:OG	2.24	0.45
1:T3:55:GLU:C	1:U3:285:GLN:CB	2.83	0.45
1:T3:370:LYS:HA	1:T3:370:LYS:HD3	1.83	0.45
2:T4:149:THR:HB	2:T4:191:GLN:HG2	1.99	0.45
2:T4:251:ARG:HB3	1:T5:100:ALA:CB	2.45	0.45
2:T4:318:ARG:NH1	2:T4:356:ILE:O	2.49	0.45
1:U1:346:TRP:O	2:U2:388:MET:SD	2.75	0.45
2:U2:323:MET:HG2	2:U2:353:VAL:HG21	1.97	0.45
2:U2:344:TRP:CE3	1:U3:401:LYS:HD2	2.52	0.45
2:U4:171:PRO:HG2	2:U4:185:ALA:HB2	1.98	0.45
1:U5:319:TYR:HB3	1:U5:323:VAL:HG21	1.98	0.45
1:W0:211:ASP:O	1:W0:215:ARG:HG2	2.16	0.45
1:W4:121:ARG:CZ	3:X2:4:ASN:O	2.62	0.45
1:W4:326:LYS:HE3	2:W5:220:PRO:HG3	1.96	0.45
1:W6:140:SER:HG	8:W6:501:GTP:C5'	2.29	0.45
1:W6:195:LEU:HD21	1:W6:428:LEU:HD22	1.98	0.45
4:Y0:176:LEU:HB2	4:Y0:224:LEU:HD23	1.98	0.45
5:1C:36:ARG:NH2	5:1D:121:ARG:NH2	2.64	0.45
5:1E:202:MET:HB3	5:1E:208:LEU:CD1	2.47	0.45
5:3C:194:THR:HG22	5:3C:196:VAL:HB	1.98	0.45
5:3D:77:LYS:HZ3	5:3E:89:LYS:HZ1	1.49	0.45
6:9B:459:GLU:HA	6:9B:462:LYS:HD2	1.98	0.45
5:2H:156:GLU:CD	5:2H:156:GLU:H	2.24	0.45
5:7D:8:ASP:OD1	5:7D:38:SER:OG	2.29	0.45
1:A0:396:ASP:CG	3:X0:56:THR:CG2	2.89	0.45
2:A1:141:GLY:O	2:A1:145:SER:OG	2.26	0.45
1:B1:141:PHE:HB2	1:B1:173:PRO:HD3	1.99	0.45
2:B2:286:VAL:HG22	2:B2:363:MET:HE1	1.98	0.45
2:B4:309:ARG:H	2:B4:372:THR:HB	1.81	0.45
2:C4:60:VAL:CB	2:D4:281:TYR:CA	2.84	0.45
1:C5:57:GLY:HA3	1:D5:372:GLN:HE22	1.76	0.45
2:D6:16:ILE:O	2:D6:20:PHE:N	2.48	0.45
2:E0:405:GLU:HA	2:E0:408:PHE:HD2	1.80	0.45
1:E1:79:ARG:NH2	1:E1:94:THR:OG1	2.50	0.45
1:E1:115:ILE:HD12	1:E1:152:LEU:HB3	1.98	0.45
2:E2:267:MET:HE2	2:E2:299:MET:HG2	1.97	0.45
2:E4:176:SER:OG	2:E4:181:GLU:OE1	2.33	0.45
1:E5:76:ASP:HA	1:E5:79:ARG:HD2	1.98	0.45

Continued on next page...

Continued from previous page...

Atom-1	Atom-2	Interatomic distance (Å)	Clash overlap (Å)
2:E6:55:THR:HB	2:F6:284:LEU:HD12	1.98	0.45
2:E6:60:VAL:CG2	2:F6:281:TYR:CA	2.88	0.45
2:G3:41:ASP:OD1	2:G3:41:ASP:N	2.42	0.45
2:G5:12:CYS:SG	2:G5:13:GLY:N	2.89	0.45
1:H4:86:LEU:C	1:I4:283:HIS:HD2	2.24	0.45
1:H4:257:THR:HA	2:H5:397:TRP:HZ3	1.80	0.45
1:I0:269:LEU:HD21	1:I0:384:ILE:HD12	1.98	0.45
2:I1:87:PRO:C	1:J1:280:LYS:HZ2	2.24	0.45
2:I1:135:LEU:HB3	2:I1:166:THR:HG22	1.97	0.45
2:I3:84:ILE:CA	1:J3:283:HIS:CD2	2.94	0.45
1:I4:85:GLN:CA	2:J4:281:TYR:OH	2.61	0.45
1:I6:88:HIS:HA	2:J6:281:TYR:CG	2.50	0.45
1:K4:215:ARG:NH2	1:K4:299:ALA:O	2.43	0.45
1:L0:53:PHE:HB3	1:L0:61:HIS:HB3	1.98	0.45
1:L0:168:GLU:HB2	1:L0:201:ALA:HA	1.99	0.45
1:L0:248:LEU:HD23	2:L1:222:TYR:HE2	1.80	0.45
2:M1:216:LYS:HD2	2:M1:275:SER:HB3	1.97	0.45
2:M3:10:GLY:O	2:M3:14:ASN:ND2	2.49	0.45
2:M5:382:SER:HB2	2:M5:415:MET:HE3	1.98	0.45
2:O5:125:GLU:CD	2:P5:336:LYS:HE3	2.41	0.45
2:O5:217:LEU:HD23	4:Y2:241:GLU:CD	2.41	0.45
2:P3:171:PRO:HG2	2:P3:185:ALA:HB2	1.98	0.45
1:P4:416:GLY:O	1:P4:420:GLU:HG2	2.16	0.45
2:P5:331:LEU:HD11	1:P6:176:GLN:HB3	1.99	0.45
1:Q3:67:PHE:HB2	1:Q3:92:LEU:HD23	1.98	0.45
1:Q3:440:VAL:CG2	6:9A:530:LYS:HZ1	1.98	0.45
2:Q4:362:LYS:HB3	2:Q4:362:LYS:HE2	1.75	0.45
1:Q5:251:ASP:HB3	1:Q5:254:GLU:HG3	1.98	0.45
1:R1:206:ASN:HD21	8:R1:501:GTP:HN22	1.61	0.45
2:R2:408:PHE:CB	6:9B:476:TRP:CZ2	2.99	0.45
2:R4:386:THR:HG21	6:9A:479:MET:HE3	1.98	0.45
2:R4:390:ARG:CD	6:9A:480:LYS:HG3	2.46	0.45
1:R5:104:ALA:HB2	1:R5:413:MET:HE2	1.97	0.45
2:S0:86:ARG:CA	2:T0:281:TYR:CE1	2.80	0.45
2:S2:15:GLN:NE2	9:S2:501:GDP:N7	2.62	0.45
2:S2:113:VAL:HG11	2:S2:150:LEU:HD22	1.98	0.45
1:S3:208:ALA:HB2	1:S3:304:LYS:HG2	1.98	0.45
1:S5:60:LYS:HD3	1:T5:282:TYR:CD1	2.18	0.45
1:T1:56:THR:CA	1:U1:285:GLN:HB2	2.47	0.45
1:T1:83:TYR:OH	5:7A:200:ILE:CD1	2.62	0.45
1:U3:89:PRO:HB2	1:V2:280:LYS:HE2	1.97	0.45

Continued on next page...

Continued from previous page...

Atom-1	Atom-2	Interatomic distance (Å)	Clash overlap (Å)
2:U4:256:ASN:OD1	1:U5:182:VAL:HG12	2.16	0.45
1:U5:60:LYS:CD	1:V4:282:TYR:O	2.62	0.45
2:V1:87:PRO:CA	2:W1:278:SER:HB2	2.47	0.45
2:V1:122:LYS:CA	2:W1:291:GLN:HE22	2.11	0.45
1:V2:124:LYS:O	1:W2:290:GLU:OE1	2.34	0.45
2:V3:86:ARG:CA	2:W3:281:TYR:CB	2.94	0.45
1:W0:98:ASP:HB2	8:W0:501:GTP:O1G	2.15	0.45
2:W3:125:GLU:HG3	3:X2:44:SER:CB	2.46	0.45
1:W4:223:THR:OG1	1:W4:224:TYR:N	2.50	0.45
4:Y1:176:LEU:HB2	4:Y1:224:LEU:HD23	1.98	0.45
5:2D:8:ASP:OD1	5:2D:38:SER:OG	2.29	0.45
6:9B:579:ILE:HA	6:9B:582:LYS:HD2	1.97	0.45
2:A1:289:LEU:O	2:A1:293:MET:HB2	2.16	0.45
1:A4:415:GLU:CB	3:X2:86:TYR:OH	2.60	0.45
2:A5:55:THR:N	2:B4:282:ARG:O	2.39	0.45
2:D0:319:GLY:HA2	2:D0:357:PRO:HG3	1.98	0.45
1:D5:93:ILE:HD13	1:D5:118:VAL:HG22	1.98	0.45
2:D6:130:LEU:HG	2:D6:162:ARG:HD2	1.99	0.45
2:E0:337:ASN:HB3	2:E0:340:TYR:HD2	1.82	0.45
1:F1:365:GLY:N	5:4J:6:ARG:CZ	2.80	0.45
2:F4:144:GLY:N	9:F4:501:GDP:O2B	2.43	0.45
1:G4:86:LEU:CA	1:H4:283:HIS:CD2	2.95	0.45
1:H0:364:PRO:HG3	5:4H:192:ILE:HD11	1.98	0.45
2:H5:171:PRO:HG2	2:H5:185:ALA:HB2	1.99	0.45
2:I1:378:PHE:HB3	2:I1:415:MET:HE1	1.98	0.45
1:J1:75:ILE:HD12	1:J1:94:THR:HG22	1.99	0.45
2:J2:406:MET:HE1	2:N1:307:HIS:NE2	2.28	0.45
2:J2:410:GLU:OE2	2:N1:306:ARG:NE	2.49	0.45
2:J4:32:PRO:HA	2:J4:84:ILE:HD11	1.99	0.45
2:K3:262:ARG:HG2	2:K3:418:LEU:HD13	1.99	0.45
2:K5:87:PRO:HG2	2:L5:275:SER:HG	1.81	0.45
2:L3:320:ARG:HH22	5:1E:149:GLN:CB	2.28	0.45
2:L5:48:ASN:O	2:L5:62:ARG:NH2	2.49	0.45
2:M3:252:LYS:HG3	2:M3:350:LYS:HE2	1.98	0.45
2:N3:236:VAL:HG22	2:N3:368:ILE:HD11	1.98	0.45
1:N6:42:ILE:HD11	1:N6:46:ASP:H	1.81	0.45
1:O2:206:ASN:OD1	8:O2:501:GTP:N2	2.50	0.45
1:O2:329:ASN:ND2	2:O3:175:VAL:CG1	2.68	0.45
2:O5:392:LYS:HE2	6:9A:601:ASN:ND2	2.30	0.45
1:P4:12:ALA:HA	8:P4:501:GTP:N7	2.30	0.45
2:P5:245:GLN:O	1:P6:11:GLN:NE2	2.48	0.45

Continued on next page...

Continued from previous page...

Atom-1	Atom-2	Interatomic distance (Å)	Clash overlap (Å)
2:P5:406:MET:CA	6:9A:557:LEU:HB2	2.40	0.45
1:P6:115:ILE:HG12	1:P6:119:LEU:HD23	1.98	0.45
2:Q2:271:ALA:CB	2:Q2:365:ALA:HB3	2.46	0.45
2:Q4:84:ILE:CD1	2:R4:281:TYR:CE1	2.83	0.45
2:R2:226:ASN:HA	2:R2:229:VAL:HG12	1.99	0.45
2:R2:259:PRO:HB2	1:R3:403:ALA:HB1	1.98	0.45
2:R4:256:ASN:HB3	1:R5:181:VAL:CG2	2.45	0.45
2:S0:331:LEU:HD11	1:S1:176:GLN:HB2	1.97	0.45
2:S6:58:LYS:NZ	2:T6:280:GLN:CB	2.79	0.45
2:T0:60:VAL:HG12	2:U0:281:TYR:CD1	2.51	0.45
2:T0:66:VAL:HA	2:T0:91:VAL:HG23	1.99	0.45
2:T0:237:THR:HB	2:T0:240:LEU:HD12	1.99	0.45
1:T1:285:GLN:NE2	1:T1:290:GLU:OE2	2.50	0.45
1:T1:350:GLY:HA2	2:T2:179:VAL:HG13	1.99	0.45
2:T2:320:ARG:HH21	2:T2:355:ASP:HA	1.81	0.45
1:T3:32:PRO:HG3	5:6A:200:ILE:CD1	2.30	0.45
1:T3:88:HIS:CD2	1:U3:280:LYS:HZ3	2.33	0.45
1:T5:70:LEU:HG	1:T5:145:THR:HG21	1.99	0.45
1:U5:127:ASP:OD2	1:V4:338:LYS:HD2	2.17	0.45
1:V0:325:PRO:HB2	2:V1:222:TYR:CE1	2.52	0.45
2:V1:260:PHE:HA	1:V2:406:HIS:CD2	2.51	0.45
2:V3:385:PHE:HE2	2:V3:412:GLU:HB2	1.81	0.45
2:V5:330:MET:HA	2:V5:333:VAL:HG12	1.99	0.45
2:W3:125:GLU:HA	3:X2:17:ILE:HG12	1.97	0.45
1:W6:143:GLY:O	1:W6:147:SER:CB	2.65	0.45
5:1C:36:ARG:NH2	5:1D:121:ARG:CZ	2.74	0.45
5:3C:77:LYS:CD	5:3D:89:LYS:HZ2	2.15	0.45
6:9B:619:LYS:HA	6:9B:622:LYS:HD2	1.99	0.45
5:2H:19:LEU:HG	5:2H:31:LEU:HB3	1.98	0.45
5:2H:106:PRO:O	5:2H:108:MET:N	2.50	0.45
5:2I:125:LYS:C	5:2I:127:GLY:N	2.73	0.45
1:B3:31:GLN:HA	5:1B:196:VAL:HG13	1.98	0.45
2:B4:4:ILE:HB	2:B4:50:TYR:HE1	1.81	0.45
1:B5:335:ILE:HG23	1:B5:341:ILE:HD13	1.98	0.45
1:C1:385:ALA:HB2	1:C1:432:TYR:HD2	1.82	0.45
2:C4:208:TYR:HE1	2:C4:225:LEU:HD11	1.80	0.45
1:C5:336:LYS:HD3	1:C5:351:PHE:HE2	1.82	0.45
1:D1:22:GLU:OE2	1:D1:229:ARG:NH1	2.50	0.45
1:D1:331:ALA:O	1:D1:334:THR:OG1	2.33	0.45
1:E5:220:GLU:HG3	1:E5:221:ARG:HB2	1.99	0.45
2:F0:51:TYR:HB3	2:F0:59:TYR:HB3	1.97	0.45

Continued on next page...

Continued from previous page...

Atom-1	Atom-2	Interatomic distance (Å)	Clash overlap (Å)
2:F0:271:ALA:HB3	2:F0:272:PRO:HD3	1.97	0.45
1:G0:56:THR:HA	1:H0:285:GLN:CG	2.39	0.45
1:H2:60:LYS:HD2	1:I2:282:TYR:O	2.15	0.45
2:J2:67:ASP:HA	2:J2:143:THR:HG21	1.98	0.45
2:J2:251:ARG:NH2	1:J3:97:GLU:OE2	2.49	0.45
1:J3:25:CYS:O	5:2G:196:VAL:HG11	2.17	0.45
2:J6:406:MET:HA	2:J6:409:THR:HG22	1.97	0.45
1:K0:309:HIS:N	1:N0:282:TYR:HB3	2.32	0.45
2:K5:73:MET:HG3	2:K5:92:PHE:HB3	1.98	0.45
2:K5:83:GLN:HA	2:L5:281:TYR:OH	2.14	0.45
1:L6:60:LYS:HE3	1:L6:61:HIS:H	1.81	0.45
1:N4:120:ASP:OD1	1:N4:123:ARG:NH2	2.49	0.45
2:O5:125:GLU:CD	2:P5:336:LYS:CE	2.89	0.45
2:O5:148:GLY:O	2:O5:152:ILE:HG12	2.17	0.45
1:P2:151:SER:HA	1:P2:193:THR:HG21	1.99	0.45
2:Q2:144:GLY:N	9:Q2:501:GDP:O2B	2.45	0.45
2:R0:260:PHE:HB2	2:R0:263:LEU:HG	1.98	0.45
2:R4:53:GLU:O	2:S4:283:ALA:HB2	2.17	0.45
2:R6:85:PHE:O	2:S6:281:TYR:CE2	2.69	0.45
2:S0:8:GLN:NE2	2:S0:136:THR:OG1	2.45	0.45
2:S0:271:ALA:HB2	2:S0:293:MET:HE3	1.99	0.45
2:S2:409:THR:HG23	6:9B:433:LEU:HD21	1.98	0.45
1:S3:178:SER:OG	1:S3:183:GLU:OE1	2.34	0.45
1:S5:435:VAL:C	2:S6:391:ARG:HH22	2.20	0.45
1:T3:26:LEU:HD23	1:T3:363:VAL:HG12	1.98	0.45
2:T4:122:LYS:HG3	2:U4:291:GLN:CD	2.41	0.45
2:U0:331:LEU:HD22	1:U1:177:VAL:CG1	2.46	0.45
1:U1:251:ASP:HB3	1:U1:254:GLU:HG3	1.97	0.45
1:U3:326:LYS:HG2	2:U4:220:PRO:CG	2.40	0.45
1:U5:123:ARG:NH1	1:V4:338:LYS:HZ1	2.08	0.45
2:U6:171:PRO:HG2	2:U6:185:ALA:HB2	1.98	0.45
1:V0:56:THR:CA	1:W0:285:GLN:HB3	2.45	0.45
1:V0:70:LEU:HD22	1:V0:110:ILE:HG22	1.98	0.45
1:V0:256:GLN:CD	2:V1:397:TRP:CH2	2.87	0.45
2:V1:58:LYS:HD3	2:W1:280:GLN:HB3	1.99	0.45
1:V2:164:LYS:HA	1:V2:164:LYS:HD2	1.79	0.45
1:V2:313:MET:HE3	1:V2:346:TRP:HH2	1.81	0.45
2:W1:274:THR:HG21	2:W1:282:ARG:HD3	1.98	0.45
5:2A:72:ALA:HB1	5:2B:121:ARG:HH12	1.71	0.45
5:2C:77:LYS:CE	5:2D:89:LYS:NZ	2.79	0.45
5:2D:71:TYR:C	5:2E:121:ARG:CZ	2.90	0.45

Continued on next page...

Continued from previous page...

Atom-1	Atom-2	Interatomic distance (Å)	Clash overlap (Å)
5:3C:141:ASN:HB3	5:3C:207:LYS:HG3	1.51	0.45
6:9B:538:GLU:HA	6:9B:541:LYS:HD2	1.98	0.45
5:2H:194:THR:HB	5:2H:197:TYR:HB2	1.99	0.45
1:A0:26:LEU:HD13	1:A0:363:VAL:HG12	1.98	0.45
2:A5:385:PHE:HE2	2:A5:412:GLU:HB2	1.82	0.45
1:A6:62:VAL:CG2	1:B5:283:HIS:O	2.64	0.45
2:B0:31:ASP:OD1	2:B0:35:THR:N	2.49	0.45
2:C0:317:PHE:HB2	2:C0:353:VAL:HG22	1.99	0.45
1:D3:187:SER:HB2	1:D3:391:LEU:HD21	1.99	0.45
2:D6:344:TRP:CD1	2:D6:344:TRP:H	2.35	0.45
1:E1:55:GLU:CA	1:F1:285:GLN:HE21	2.26	0.45
2:E2:267:MET:HB3	2:E2:374:ILE:HD11	1.97	0.45
2:E4:139:LEU:HA	2:E4:145:SER:HB2	1.97	0.45
1:E5:56:THR:CA	1:F5:285:GLN:HB3	2.40	0.45
1:F1:364:PRO:HB3	5:4J:6:ARG:CZ	2.44	0.45
2:G1:318:ARG:NH1	2:G1:356:ILE:O	2.49	0.45
1:H0:128:GLN:OE1	1:I0:285:GLN:HG3	2.06	0.45
2:H1:83:GLN:CA	2:I1:281:TYR:OH	2.65	0.45
2:H1:87:PRO:HG2	2:I1:278:SER:N	2.31	0.45
1:H4:87:PHE:O	1:I4:283:HIS:ND1	2.48	0.45
2:I1:309:ARG:HH21	2:I1:342:VAL:HA	1.80	0.45
1:I6:152:LEU:HA	1:I6:155:GLU:HG2	1.98	0.45
2:J0:375:GLN:NE2	2:J0:419:VAL:O	2.50	0.45
2:J2:86:ARG:HH12	2:K1:282:ARG:CG	2.29	0.45
2:K3:203:ASP:OD2	2:K3:302:ALA:N	2.50	0.45
1:K4:217:LEU:HD11	1:K4:275:VAL:HG22	1.99	0.45
2:K5:330:MET:HE2	2:K5:349:VAL:HG11	1.98	0.45
1:N6:140:SER:CB	8:N6:501:GTP:H4'	2.37	0.45
2:O1:155:ILE:HG13	2:O1:164:MET:HE1	1.98	0.45
2:O3:137:HIS:HE1	2:O3:139:LEU:CD2	2.30	0.45
1:O6:56:THR:OG1	1:P6:283:HIS:C	2.57	0.45
2:P3:251:ARG:HD2	1:P4:105:ARG:HH11	1.81	0.45
1:P6:147:SER:HB2	1:P6:190:THR:HG21	1.97	0.45
2:Q2:409:THR:CG2	6:9B:522:LYS:HE3	2.46	0.45
1:Q3:145:THR:CB	8:Q3:501:GTP:O1G	2.64	0.45
1:Q3:348:PRO:CG	2:Q4:384:GLN:CB	2.94	0.45
2:R6:86:ARG:HA	2:S6:281:TYR:CD1	2.40	0.45
2:R6:87:PRO:CG	2:S6:278:SER:N	2.74	0.45
1:S3:254:GLU:O	1:S3:257:THR:OG1	2.29	0.45
2:S6:337:ASN:HB3	2:S6:340:TYR:HD2	1.82	0.45
1:T3:140:SER:HB2	8:T3:501:GTP:H1'	1.98	0.45

Continued on next page...

Continued from previous page...

Atom-1	Atom-2	Interatomic distance (Å)	Clash overlap (Å)
2:T4:125:GLU:HG3	2:U4:336:LYS:NZ	2.32	0.45
1:T5:248:LEU:HD11	2:T6:222:TYR:HE2	1.81	0.45
1:U3:346:TRP:HZ3	2:U4:393:ALA:HA	1.82	0.45
2:U4:251:ARG:CD	1:U5:105:ARG:NH1	2.79	0.45
2:U4:293:MET:HE2	2:U4:365:ALA:HB1	1.99	0.45
1:V0:85:GLN:CA	1:W0:283:HIS:HE2	2.30	0.45
1:V0:258:ASN:HD21	2:V1:180:VAL:HG12	1.82	0.45
2:V1:54:ALA:HA	2:W1:283:ALA:CA	2.45	0.45
1:V2:141:PHE:HB2	1:V2:173:PRO:HD3	1.99	0.45
1:V2:439:SER:CB	2:V3:390:ARG:HH22	2.29	0.45
1:V4:311:LYS:N	1:V4:382:THR:OG1	2.46	0.45
2:W1:344:TRP:CD2	1:W2:401:LYS:HD2	2.50	0.45
2:W5:46:ARG:HH12	1:W6:72:PRO:HG2	1.81	0.45
2:W5:328:GLU:OE2	2:W5:332:ASN:ND2	2.44	0.45
1:W6:251:ASP:H	1:W6:254:GLU:HB2	1.82	0.45
5:1A:36:ARG:NH2	5:1A:71:TYR:O	2.50	0.45
5:2A:36:ARG:NH2	5:2A:71:TYR:O	2.50	0.45
5:3H:77:LYS:HZ2	5:3I:99:GLU:CG	2.20	0.45
1:A0:50:ASN:O	1:A0:64:ARG:NH1	2.49	0.45
1:A0:196:GLU:HB3	3:X0:113:ARG:NH2	2.31	0.45
1:B3:154:MET:HE1	1:B3:198:SER:HB2	1.97	0.45
1:B5:271:THR:HB	1:B5:377:MET:HB3	1.99	0.45
1:C5:88:HIS:CE1	1:D5:284:GLU:OE1	2.69	0.45
2:D0:182:PRO:HG2	2:D0:388:MET:HE1	1.98	0.45
2:D4:267:MET:HE2	2:D4:267:MET:HB3	1.81	0.45
2:D6:248:ALA:HA	2:D6:252:LYS:HD2	1.98	0.45
2:E6:138:SER:HA	2:E6:169:VAL:HB	1.98	0.45
2:F4:2:ARG:HH12	1:F5:72:PRO:HD2	1.82	0.45
2:F4:175:VAL:HG11	2:F4:208:TYR:HE1	1.80	0.45
1:G2:67:PHE:O	1:G2:93:ILE:N	2.43	0.45
2:G3:58:LYS:CD	2:H3:280:GLN:CD	2.88	0.45
1:H0:172:TYR:OH	1:H0:387:ALA:O	2.34	0.45
1:H4:90:GLU:HB3	1:H4:121:ARG:HD2	1.99	0.45
1:H4:186:ASN:O	1:H4:190:THR:OG1	2.31	0.45
2:H5:323:MET:HE3	2:H5:323:MET:HB2	1.61	0.45
2:J4:388:MET:HG2	2:J4:393:ALA:HB3	1.98	0.45
1:K0:27:GLU:OE2	1:K0:236:SER:OG	2.29	0.45
2:M3:67:ASP:HB2	2:M3:73:MET:HE2	1.99	0.45
1:M4:269:LEU:HD22	1:M4:303:VAL:HG21	1.99	0.45
2:N5:345:ILE:O	2:N5:348:ASN:ND2	2.50	0.45
2:N5:346:PRO:CD	1:N6:397:LEU:CD1	2.91	0.45

Continued on next page...

Continued from previous page...

Atom-1	Atom-2	Interatomic distance (Å)	Clash overlap (Å)
1:N6:206:ASN:CG	8:N6:501:GTP:HO2'	2.07	0.45
1:N6:311:LYS:H	1:N6:382:THR:HG1	1.62	0.45
2:O1:237:THR:HG22	2:O1:250:LEU:HD11	1.99	0.45
1:O2:248:LEU:HD11	2:O3:222:TYR:CE2	2.51	0.45
2:P3:406:MET:CG	6:9B:557:LEU:CD1	2.66	0.45
2:Q2:324:LYS:HG3	1:Q3:210:TYR:CG	2.52	0.45
2:Q4:386:THR:CB	6:9A:522:LYS:CE	2.90	0.45
2:R0:322:SER:OG	1:R1:221:ARG:HB3	2.17	0.45
2:R2:156:ARG:NH2	2:R2:160:PRO:O	2.49	0.45
2:R2:412:GLU:CG	6:9B:479:MET:CE	2.94	0.45
1:R3:346:TRP:CD2	2:R4:387:ALA:C	2.95	0.45
1:R5:260:VAL:O	2:R6:397:TRP:NE1	2.49	0.45
2:R6:237:THR:HG22	2:R6:250:LEU:HD21	1.99	0.45
2:S2:409:THR:HG22	6:9B:436:LYS:HD2	1.78	0.45
1:S3:322:ASP:OD1	1:S3:322:ASP:N	2.42	0.45
2:S4:39:ASP:OD1	2:S4:39:ASP:N	2.46	0.45
2:S4:344:TRP:CD1	2:S4:344:TRP:H	2.35	0.45
2:T0:83:GLN:CB	2:U0:281:TYR:OH	2.64	0.45
2:U2:54:ALA:C	2:V1:283:ALA:CB	2.88	0.45
2:U4:312:THR:HG22	1:U5:181:VAL:HG11	1.98	0.45
1:V0:60:LYS:HZ1	1:W0:283:HIS:CD2	2.33	0.45
1:V2:91:GLN:HA	1:V2:121:ARG:HD3	1.99	0.45
1:V2:353:VAL:HG11	2:V3:177:ASP:CG	2.42	0.45
2:V5:267:MET:HG3	2:V5:301:ALA:HB3	1.97	0.45
5:2B:36:ARG:NH2	5:2B:71:TYR:O	2.50	0.45
6:9A:435:LYS:HB3	6:9A:439:TYR:HE2	1.82	0.45
6:9A:522:LYS:C	6:9A:526:TYR:HD2	2.23	0.45
5:2I:141:ASN:HB3	5:2I:207:LYS:HG3	1.51	0.45
5:2I:178:PRO:HA	5:2I:181:PHE:HB3	1.99	0.45
5:4H:178:PRO:O	5:4H:179:GLU:C	2.60	0.45
5:7B:36:ARG:NH2	5:7B:71:TYR:O	2.50	0.45
5:6B:36:ARG:NH2	5:6B:71:TYR:O	2.50	0.45
2:A1:135:LEU:HD23	2:A1:152:ILE:HD11	1.98	0.45
1:A2:56:THR:OG1	1:B1:284:GLU:O	2.35	0.45
1:A2:423:GLU:CD	3:X1:104:ARG:NH1	2.74	0.45
2:B0:293:MET:HE1	2:B0:365:ALA:HB1	1.98	0.45
2:C2:55:THR:HA	2:D2:362:LYS:HE3	1.99	0.45
1:C5:234:ILE:HD13	1:C5:270:ALA:HB1	1.99	0.45
1:D1:319:TYR:HB2	1:D1:355:ILE:HD13	1.98	0.45
2:E4:330:MET:HA	2:E4:333:VAL:HG22	1.99	0.45
1:E5:19:ALA:O	1:E5:229:ARG:NH1	2.50	0.45

Continued on next page...

Continued from previous page...

Atom-1	Atom-2	Interatomic distance (Å)	Clash overlap (Å)
1:E5:254:GLU:HB3	1:E5:352:LYS:HZ2	1.81	0.45
1:F3:325:PRO:O	1:F3:329:ASN:ND2	2.50	0.45
1:G2:439:SER:HB3	2:G3:391:ARG:HD3	1.99	0.45
1:G4:62:VAL:HG22	1:H4:283:HIS:HB3	1.98	0.45
2:G5:54:ALA:HA	2:H5:282:ARG:O	2.03	0.45
2:H3:87:PRO:HG2	2:I3:278:SER:CA	2.46	0.45
2:I5:272:PRO:HG2	2:I5:363:MET:O	2.17	0.45
1:J1:60:LYS:CE	1:K0:283:HIS:CG	3.00	0.45
1:J3:385:ALA:HB2	1:J3:432:TYR:HD1	1.82	0.45
2:J4:336:LYS:HD3	2:J4:336:LYS:HA	1.77	0.45
1:J5:388:TRP:HZ3	1:J5:428:LEU:HD23	1.82	0.45
1:L0:33:ASP:OD1	1:M0:282:TYR:CE1	2.69	0.45
1:L0:154:MET:HE1	1:L0:168:GLU:HG2	1.99	0.45
2:L5:347:ASN:HD21	1:L6:176:GLN:CB	2.27	0.45
1:M6:168:GLU:HB2	1:M6:201:ALA:HA	1.99	0.45
2:N1:159:TYR:HE1	2:O1:336:LYS:NZ	2.14	0.45
2:N5:84:ILE:O	2:O5:281:TYR:HE1	1.46	0.45
1:O0:88:HIS:CE1	1:P0:280:LYS:HE3	2.52	0.45
2:O3:412:GLU:OE1	6:9B:607:LEU:HD13	2.03	0.45
2:Q2:261:PRO:CD	1:Q3:406:HIS:CD2	3.00	0.45
2:Q2:324:LYS:CE	1:Q3:222:PRO:CD	2.95	0.45
1:Q3:90:GLU:OE2	1:R3:280:LYS:CE	2.65	0.45
1:R3:70:LEU:HD13	1:R3:110:ILE:HG22	1.98	0.45
1:R5:268:PRO:HA	1:R5:380:ASN:HA	1.98	0.45
1:S1:88:HIS:CG	1:T1:283:HIS:CD2	3.05	0.45
2:S2:271:ALA:N	2:S2:293:MET:HE1	2.32	0.45
2:S6:313:VAL:HG13	2:S6:367:PHE:HE1	1.82	0.45
1:T3:1:MET:CE	2:T4:94:GLN:HB3	2.47	0.45
2:T4:331:LEU:CD1	1:T5:176:GLN:HB3	2.47	0.45
2:U2:324:LYS:CD	1:U3:210:TYR:HB3	2.45	0.45
2:U6:141:GLY:C	9:U6:501:GDP:O3B	2.60	0.45
1:V0:60:LYS:HZ1	1:W0:283:HIS:HE2	1.63	0.45
1:V2:160:ASP:HA	1:W2:339:ARG:HH22	1.73	0.45
1:V2:381:THR:HG22	1:V2:383:ALA:H	1.82	0.45
1:V4:128:GLN:HE22	1:W4:285:GLN:HG2	1.80	0.45
1:W4:67:PHE:HB2	1:W4:92:LEU:HD23	1.99	0.45
2:W5:171:PRO:HB2	2:W5:381:ILE:HD11	1.99	0.45
5:3H:112:ARG:NH2	5:3H:195:ASP:OD1	2.50	0.45
5:3H:178:PRO:O	5:3H:179:GLU:C	2.60	0.45
5:4J:130:VAL:HA	5:4J:176:VAL:O	2.17	0.45
5:4I:36:ARG:NH2	5:4I:71:TYR:O	2.50	0.45

Continued on next page...

Continued from previous page...

Atom-1	Atom-2	Interatomic distance (Å)	Clash overlap (Å)
5:7C:36:ARG:NH2	5:7C:71:TYR:O	2.50	0.45
5:5A:36:ARG:NH2	5:5A:71:TYR:O	2.50	0.45
5:5B:36:ARG:NH2	5:5B:71:TYR:O	2.50	0.45
5:5C:36:ARG:NH2	5:5C:71:TYR:O	2.50	0.45
1:A0:251:ASP:OD1	1:A0:252:LEU:N	2.47	0.45
1:A2:262:TYR:HB3	3:X1:117:PHE:HE2	1.80	0.45
2:A3:429:THR:OG1	2:A3:431:GLU:O	2.28	0.45
2:B0:396:HIS:HA	2:B0:399:THR:HG22	1.99	0.45
1:B3:91:GLN:HE21	1:B3:125:LEU:HD11	1.82	0.45
1:B5:208:ALA:HB2	1:B5:304:LYS:HG2	1.98	0.45
1:B5:360:PRO:O	1:B5:370:LYS:NZ	2.47	0.45
1:C3:254:GLU:OE1	2:C4:99:ASN:ND2	2.50	0.45
2:C4:55:THR:HB	2:D4:362:LYS:HD3	1.01	0.45
2:C4:207:LEU:HB3	2:C4:225:LEU:HD22	1.99	0.45
2:C4:331:LEU:HD11	1:C5:176:GLN:HB3	1.99	0.45
1:C5:88:HIS:NE2	1:D5:284:GLU:OE1	2.49	0.45
2:D2:263:LEU:HD21	2:D2:311:LEU:HD12	1.99	0.45
1:D5:334:THR:HG22	1:D5:338:LYS:HE3	1.99	0.45
2:E0:84:ILE:CA	2:F0:281:TYR:OH	2.64	0.45
2:E4:105:HIS:ND1	2:E4:146:GLY:O	2.45	0.45
2:F2:84:ILE:C	2:G1:281:TYR:HE1	2.25	0.45
1:G0:2:ARG:NE	1:G0:242:LEU:O	2.49	0.45
2:G1:282:ARG:HH11	2:G1:283:ALA:H	1.64	0.45
2:G5:58:LYS:NZ	2:H5:280:GLN:CG	2.80	0.45
1:H0:142:GLY:O	1:H0:186:ASN:ND2	2.37	0.45
1:H0:263:PRO:HG3	2:H1:396:HIS:CD2	2.52	0.45
1:H2:67:PHE:HB2	1:H2:92:LEU:HD23	1.98	0.45
2:J2:259:PRO:HG2	2:J2:263:LEU:HD12	1.99	0.45
1:J3:29:GLY:HA3	5:2G:196:VAL:CG2	2.30	0.45
2:K1:340:TYR:OH	2:N1:281:TYR:HB3	2.17	0.45
1:K4:149:PHE:HA	1:K4:152:LEU:HD23	1.99	0.45
1:L2:98:ASP:OD1	1:L2:98:ASP:N	2.49	0.45
2:L3:87:PRO:HD2	2:M3:278:SER:CB	2.47	0.45
1:L4:115:ILE:HD12	1:L4:152:LEU:HD13	1.99	0.45
2:L5:86:ARG:C	2:M5:281:TYR:CZ	2.70	0.45
1:L6:115:ILE:HD12	1:L6:152:LEU:HD13	1.99	0.45
2:M3:321:MET:HE2	2:M3:363:MET:HG2	1.98	0.45
2:O1:322:SER:HA	1:O2:223:THR:HG22	1.99	0.45
2:O3:256:ASN:HD21	1:O4:180:ALA:HB1	1.82	0.45
2:O3:344:TRP:O	1:O4:397:LEU:HD23	2.16	0.45
1:O6:89:PRO:CB	1:P6:280:LYS:HD3	2.46	0.45

Continued on next page...

Continued from previous page...

Atom-1	Atom-2	Interatomic distance (Å)	Clash overlap (Å)
2:P1:87:PRO:CD	2:Q0:281:TYR:CD2	2.92	0.45
2:P5:252:LYS:HD2	1:P6:100:ALA:HA	1.99	0.45
2:P5:267:MET:HG2	2:P5:301:ALA:HB3	1.99	0.45
1:Q1:62:VAL:HG12	1:R1:283:HIS:HD1	1.81	0.45
1:Q1:141:PHE:HE2	1:Q1:203:MET:HE2	1.82	0.45
2:Q4:272:PRO:HG3	2:Q4:364:SER:HA	1.97	0.45
2:R2:8:GLN:HE22	2:R2:136:THR:HB	1.82	0.45
2:R2:286:VAL:HG22	2:R2:363:MET:HE1	1.99	0.45
1:R3:348:PRO:CB	2:R4:384:GLN:HG2	2.47	0.45
2:R4:375:GLN:HE21	2:R4:419:VAL:HB	1.80	0.45
2:R4:389:PHE:HZ	6:9A:472:SER:HB2	1.82	0.45
1:S1:5:ILE:HB	1:S1:135:PHE:HD1	1.82	0.45
2:S2:174:LYS:HB3	2:S2:174:LYS:HE3	1.75	0.45
1:S5:141:PHE:HD2	1:S5:172:TYR:HA	1.82	0.45
1:S5:345:ASP:OD1	1:S5:345:ASP:N	2.50	0.45
2:S6:88:ASP:OD2	2:T6:278:SER:OG	2.28	0.45
2:T2:12:CYS:SG	2:T2:13:GLY:N	2.89	0.45
2:T2:324:LYS:HE3	1:T3:214:ARG:HB2	1.98	0.45
1:T3:88:HIS:ND1	1:U3:284:GLU:CG	2.79	0.45
1:T3:143:GLY:N	8:T3:501:GTP:H5'	2.32	0.45
2:T6:16:ILE:CG1	9:T6:501:GDP:N1	2.80	0.45
2:T6:317:PHE:HB3	2:T6:321:MET:SD	2.57	0.45
2:U2:351:THR:H	1:U3:179:THR:HG23	1.82	0.45
2:U4:327:ASP:HB3	1:U5:177:VAL:HB	1.99	0.45
1:V0:262:TYR:OH	2:V1:391:ARG:O	2.22	0.45
1:V2:256:GLN:CG	2:V3:397:TRP:CH2	2.96	0.45
1:V4:98:ASP:O	1:V4:105:ARG:NH1	2.50	0.45
2:V5:58:LYS:CD	2:W5:280:GLN:O	2.58	0.45
2:W3:309:ARG:NH1	2:W3:341:PHE:O	2.42	0.45
1:W4:349:THR:HG23	2:W5:179:VAL:HA	1.98	0.45
5:1A:130:VAL:HA	5:1A:176:VAL:O	2.17	0.45
5:1B:36:ARG:NH2	5:1B:71:TYR:O	2.50	0.45
5:1C:36:ARG:NH2	5:1C:71:TYR:O	2.50	0.45
5:1C:130:VAL:HA	5:1C:176:VAL:O	2.17	0.45
5:1E:113:LYS:HG3	5:1E:182:MET:HE1	1.99	0.45
5:2D:36:ARG:NH2	5:2D:71:TYR:O	2.50	0.45
5:3C:74:VAL:HG22	5:3D:113:LYS:HE3	1.99	0.45
5:3E:194:THR:HB	5:3E:197:TYR:HB3	1.98	0.45
5:3G:130:VAL:HA	5:3G:176:VAL:O	2.17	0.45
5:3H:141:ASN:HB3	5:3H:207:LYS:HG3	1.51	0.45
5:3I:36:ARG:NH2	5:3I:71:TYR:O	2.50	0.45

Continued on next page...

Continued from previous page...

Atom-1	Atom-2	Interatomic distance (Å)	Clash overlap (Å)
5:4H:112:ARG:NH2	5:4H:195:ASP:OD1	2.50	0.45
5:7A:36:ARG:NH2	5:7A:71:TYR:O	2.50	0.45
5:5B:130:VAL:HA	5:5B:176:VAL:O	2.17	0.45
5:2G:36:ARG:NH2	5:2G:71:TYR:O	2.50	0.45
5:2G:130:VAL:HA	5:2G:176:VAL:O	2.17	0.45
2:A1:117:LEU:HA	2:A1:120:VAL:HG12	1.98	0.45
2:A5:5:VAL:HG22	2:A5:62:ARG:HD2	1.99	0.45
2:C2:382:SER:HB2	2:C2:415:MET:HG2	1.99	0.45
1:C3:88:HIS:CD2	1:D3:284:GLU:HB3	2.45	0.45
1:C3:265:ILE:HG23	1:C3:432:TYR:HE1	1.81	0.45
1:C5:71:GLU:HB2	1:C5:98:ASP:HB3	1.98	0.45
1:D1:154:MET:HE1	1:D1:194:THR:HG22	1.98	0.45
2:E4:20:PHE:HA	2:E4:230:SER:HB2	1.99	0.45
1:F5:88:HIS:HA	1:G4:283:HIS:CG	2.51	0.45
1:G2:86:LEU:O	1:H2:283:HIS:CG	2.66	0.45
1:H2:85:GLN:O	1:I2:283:HIS:HE1	1.99	0.45
1:H2:313:MET:HE3	1:H2:313:MET:HB2	1.82	0.45
2:H3:313:VAL:HB	2:H3:349:VAL:HG12	1.99	0.45
1:J1:60:LYS:HE3	1:K0:283:HIS:CG	2.52	0.45
1:J3:26:LEU:CD1	5:2G:197:TYR:CD1	2.74	0.45
2:N1:125:GLU:HB2	2:O1:291:GLN:NE2	2.32	0.45
2:N3:129:CYS:SG	1:N4:97:GLU:HG3	2.57	0.45
2:N3:385:PHE:HZ	2:N3:408:PHE:HB3	1.81	0.45
1:N4:298:PRO:HB3	1:N4:307:PRO:HD2	1.99	0.45
1:N6:12:ALA:N	8:N6:501:GTP:O3A	2.40	0.45
1:O4:348:PRO:HG3	2:O5:384:GLN:HG2	1.98	0.45
2:O5:16:ILE:HD11	9:O5:501:GDP:N1	2.32	0.45
2:O5:83:GLN:O	2:P5:281:TYR:CZ	2.70	0.45
2:O5:256:ASN:HD22	1:O6:182:VAL:HG22	1.75	0.45
1:O6:269:LEU:HD22	1:O6:303:VAL:HG21	1.99	0.45
1:O6:292:THR:HG21	1:O6:331:ALA:HB1	1.98	0.45
2:P1:344:TRP:HZ3	1:P2:403:ALA:HB2	1.81	0.45
2:P5:323:MET:CG	1:P6:224:TYR:CZ	2.83	0.45
2:R2:87:PRO:CG	2:S2:277:GLY:C	2.79	0.45
1:R3:147:SER:OG	1:R3:148:GLY:N	2.50	0.45
1:R5:12:ALA:N	8:R5:501:GTP:O2A	2.46	0.45
2:S4:86:ARG:HE	2:S4:87:PRO:HD2	1.82	0.45
2:S4:122:LYS:HB3	2:T4:291:GLN:HE22	1.78	0.45
2:S6:10:GLY:O	2:S6:14:ASN:ND2	2.50	0.45
2:T0:12:CYS:SG	9:T0:501:GDP:C2	3.10	0.45
2:T0:344:TRP:HA	1:T1:397:LEU:HG	1.99	0.45

Continued on next page...

Continued from previous page...

Atom-1	Atom-2	Interatomic distance (Å)	Clash overlap (Å)
2:T0:392:LYS:HE2	2:T0:395:LEU:HB3	1.98	0.45
1:T1:53:PHE:HB3	1:T1:61:HIS:HB3	1.99	0.45
2:T2:84:ILE:HA	2:U2:281:TYR:CZ	2.52	0.45
2:T2:156:ARG:HD3	2:T2:156:ARG:HA	1.78	0.45
2:U2:230:SER:HA	2:U2:233:MET:HE3	1.99	0.45
1:U5:388:TRP:O	1:U5:392:ASP:N	2.47	0.45
2:U6:102:ALA:HB2	2:U6:403:MET:HE2	1.99	0.45
1:V0:329:ASN:CB	2:V1:175:VAL:HG13	2.48	0.45
1:V2:326:LYS:CD	2:V3:220:PRO:HD2	2.47	0.45
2:W1:139:LEU:HA	2:W1:145:SER:HB2	1.98	0.45
2:W1:330:MET:HB3	2:W1:349:VAL:HG11	1.98	0.45
1:W2:164:LYS:HA	1:W2:164:LYS:HD2	1.75	0.45
2:W3:252:LYS:N	1:W4:100:ALA:HB1	2.32	0.45
2:W5:1:MET:HG2	1:W6:72:PRO:CG	2.47	0.45
2:W5:116:VAL:HG11	2:W5:151:LEU:HD11	1.99	0.45
5:2B:11:MET:HB2	5:2B:191:SER:HA	1.98	0.45
5:2B:130:VAL:HA	5:2B:176:VAL:O	2.17	0.45
5:2E:36:ARG:NH2	5:2E:71:TYR:O	2.50	0.45
5:6A:36:ARG:NH2	5:6A:71:TYR:O	2.50	0.45
5:5B:192:ILE:HG13	5:5B:198:PHE:CD1	2.52	0.45
5:5D:36:ARG:NH2	5:5D:71:TYR:O	2.50	0.45
5:5D:130:VAL:HA	5:5D:176:VAL:O	2.17	0.45
5:1G:130:VAL:HA	5:1G:176:VAL:O	2.17	0.45
1:A0:284:GLU:C	1:M0:56:THR:HG23	2.42	0.44
2:A1:283:ALA:CB	2:M1:54:ALA:CA	2.39	0.44
1:A6:60:LYS:HZ3	1:B5:283:HIS:HA	1.82	0.44
2:B0:165:ASN:HD21	2:B0:250:LEU:HD22	1.81	0.44
2:B4:60:VAL:CG1	2:C4:281:TYR:HB3	2.38	0.44
1:B5:67:PHE:HB2	1:B5:92:LEU:HD23	1.99	0.44
2:C0:178:THR:HB	2:C0:181:GLU:HG2	1.98	0.44
2:C2:141:GLY:O	2:C2:145:SER:OG	2.33	0.44
1:D1:17:GLY:HA2	1:D1:20:CYS:HB3	1.99	0.44
1:D3:22:GLU:OE1	1:D3:229:ARG:NH1	2.50	0.44
2:D6:122:LYS:HG3	2:E6:291:GLN:HG3	1.26	0.44
1:E3:35:GLN:NE2	1:F3:282:TYR:OH	2.43	0.44
1:E3:185:TYR:CZ	1:E3:398:MET:HE2	2.52	0.44
1:E3:414:GLU:HG3	1:E3:416:GLY:H	1.82	0.44
2:E4:3:GLU:HA	2:E4:49:VAL:HA	1.98	0.44
2:G1:347:ASN:ND2	1:G2:176:GLN:O	2.49	0.44
2:G3:67:ASP:OD1	2:G3:68:LEU:N	2.49	0.44
2:G3:293:MET:HE1	2:G3:365:ALA:HB1	1.99	0.44

Continued on next page...

Continued from previous page...

Atom-1	Atom-2	Interatomic distance (Å)	Clash overlap (Å)
1:G4:102:ASN:HB2	1:G4:105:ARG:HB2	1.98	0.44
1:H2:128:GLN:NE2	1:I2:285:GLN:CD	2.68	0.44
1:H4:90:GLU:CD	1:I4:280:LYS:HD3	2.42	0.44
1:I0:115:ILE:HD11	1:I0:153:LEU:HA	1.98	0.44
2:I1:83:GLN:O	1:J1:283:HIS:HE1	1.53	0.44
2:I5:170:VAL:HG21	2:I5:377:LEU:HD11	2.00	0.44
2:J4:347:ASN:ND2	1:J5:178:SER:HB2	2.32	0.44
2:K1:276:ARG:HH11	2:K1:276:ARG:HA	1.81	0.44
1:L4:90:GLU:OE2	1:M4:280:LYS:CE	2.65	0.44
1:L6:60:LYS:HD2	1:L6:60:LYS:HA	1.87	0.44
1:L6:269:LEU:HD23	1:L6:303:VAL:HB	2.00	0.44
1:M2:55:GLU:OE1	1:M2:61:HIS:NE2	2.50	0.44
2:M5:428:ALA:HB1	1:M6:401:LYS:HE3	1.99	0.44
2:N1:286:VAL:HG12	2:N1:329:GLN:HG3	1.98	0.44
2:N5:60:VAL:CG1	2:O5:281:TYR:CB	2.84	0.44
1:N6:10:GLY:HA3	8:N6:501:GTP:O1B	2.17	0.44
1:O0:302:MET:HE3	1:O0:302:MET:HB2	1.81	0.44
2:O3:351:THR:OG1	1:O4:179:THR:HG22	2.17	0.44
2:O3:385:PHE:HZ	2:O3:408:PHE:HB3	1.82	0.44
1:O4:109:THR:O	1:O4:112:LYS:NZ	2.50	0.44
1:O4:294:ALA:O	1:O4:300:ASN:ND2	2.50	0.44
2:O5:138:SER:HB2	9:O5:501:GDP:O5'	2.15	0.44
2:O5:406:MET:SD	6:9A:593:LYS:HA	2.58	0.44
1:P0:107:HIS:HA	1:P0:152:LEU:HD23	1.99	0.44
2:P5:245:GLN:HA	1:P6:15:GLN:HE22	1.82	0.44
2:Q0:85:PHE:CA	2:R0:281:TYR:CE1	3.01	0.44
2:Q0:255:VAL:HG21	1:Q1:100:ALA:O	2.17	0.44
2:Q2:406:MET:CA	6:9B:515:ALA:N	2.80	0.44
1:R1:265:ILE:HG22	1:R1:380:ASN:HD21	1.83	0.44
2:R2:42:LEU:HD12	2:R2:43:GLN:HG3	1.97	0.44
2:S2:406:MET:N	6:9B:429:TYR:HB3	2.31	0.44
2:S6:86:ARG:HG3	2:T6:278:SER:CA	2.42	0.44
2:T4:350:LYS:HG3	1:T5:180:ALA:HA	1.99	0.44
2:T6:350:LYS:HE3	2:T6:350:LYS:HB3	1.71	0.44
1:U1:286:LEU:O	1:U1:373:ARG:NH2	2.50	0.44
1:U3:124:LYS:CE	1:V2:297:GLU:OE1	2.65	0.44
1:V2:325:PRO:CG	2:V3:222:TYR:OH	2.65	0.44
1:V4:68:VAL:HG22	1:V4:93:ILE:HD12	1.99	0.44
2:W1:170:VAL:HG21	2:W1:377:LEU:HD11	1.99	0.44
1:W4:439:SER:CB	2:W5:391:ARG:HD3	2.39	0.44
1:W6:137:VAL:HG11	1:W6:154:MET:HE3	1.99	0.44

Continued on next page...

Continued from previous page...

Atom-1	Atom-2	Interatomic distance (Å)	Clash overlap (Å)
4:Y2:176:LEU:HB2	4:Y2:224:LEU:HD23	1.98	0.44
5:1B:130:VAL:HA	5:1B:176:VAL:O	2.18	0.44
5:3D:36:ARG:NH2	5:3D:71:TYR:O	2.50	0.44
5:3E:36:ARG:NH2	5:3E:71:TYR:O	2.50	0.44
5:3F:141:ASN:HB3	5:3F:207:LYS:HG3	1.51	0.44
5:2I:36:ARG:NH2	5:2I:71:TYR:O	2.50	0.44
5:2J:130:VAL:HA	5:2J:176:VAL:O	2.17	0.44
5:7B:130:VAL:HA	5:7B:176:VAL:O	2.17	0.44
5:1G:36:ARG:NH2	5:1G:71:TYR:O	2.50	0.44
1:A0:102:ASN:HD22	1:A0:105:ARG:HG3	1.82	0.44
1:A4:274:PRO:HG3	1:A4:286:LEU:HD13	2.00	0.44
1:A4:297:GLU:OE2	1:M4:124:LYS:HE2	2.16	0.44
2:B0:166:THR:HG22	2:B0:196:THR:HG21	1.99	0.44
1:B1:90:GLU:OE2	1:C1:216:ASN:HA	2.17	0.44
1:B1:175:PRO:HB3	1:B1:390:ARG:HD3	1.98	0.44
1:B5:217:LEU:HD11	1:B5:275:VAL:HG22	1.99	0.44
1:C3:115:ILE:HG13	1:C3:119:LEU:HD23	2.00	0.44
1:D3:62:VAL:HG22	1:E3:283:HIS:O	2.06	0.44
2:E2:404:ASP:OD1	2:E2:405:GLU:N	2.49	0.44
1:E3:41:THR:CG2	5:3J:20:THR:CA	2.96	0.44
2:G1:39:ASP:OD2	2:G1:39:ASP:N	2.46	0.44
1:G4:55:GLU:HB2	1:H4:285:GLN:HE22	1.74	0.44
2:H1:172:SER:OG	2:H1:203:ASP:OD1	2.32	0.44
1:H2:269:LEU:HD22	1:H2:303:VAL:HG21	1.99	0.44
1:H2:272:TYR:HD2	1:H2:275:VAL:HG22	1.82	0.44
2:H3:91:VAL:HG21	2:H3:116:VAL:HG22	1.99	0.44
2:H3:122:LYS:HG3	2:I3:291:GLN:NE2	2.32	0.44
2:H5:103:LYS:HA	2:H5:107:THR:HG22	1.98	0.44
2:I1:323:MET:HG2	1:I2:224:TYR:CZ	2.52	0.44
1:I4:89:PRO:CD	2:J4:278:SER:CA	2.93	0.44
1:I4:269:LEU:HD22	1:I4:303:VAL:HG21	1.99	0.44
1:I6:56:THR:HG23	2:J6:283:ALA:CA	2.41	0.44
2:J4:203:ASP:OD1	2:J4:204:ASN:N	2.50	0.44
1:K2:53:PHE:HB3	1:K2:61:HIS:HB3	1.98	0.44
1:K4:115:ILE:HD12	1:K4:152:LEU:HG	1.99	0.44
2:L1:262:ARG:NH2	2:L1:414:ASN:OD1	2.44	0.44
1:L2:171:ILE:HD13	1:L2:204:VAL:HG23	1.98	0.44
1:M0:88:HIS:HD1	1:M0:90:GLU:H	1.65	0.44
1:M4:275:VAL:HG23	1:M4:368:LEU:HD11	1.98	0.44
2:N1:85:PHE:C	2:O1:281:TYR:CE1	2.96	0.44
1:N4:353:VAL:HG22	2:N5:177:ASP:OD1	2.17	0.44

Continued on next page...

Continued from previous page...

Atom-1	Atom-2	Interatomic distance (Å)	Clash overlap (Å)
2:N5:252:LYS:N	1:N6:100:ALA:HB1	2.31	0.44
2:N5:423:GLN:NE2	2:N5:427:ASP:OD2	2.50	0.44
1:O6:146:GLY:N	8:O6:501:GTP:O3B	2.49	0.44
1:P2:261:PRO:HA	2:P3:394:PHE:CG	2.52	0.44
2:P5:351:THR:CG2	1:P6:179:THR:CG2	2.93	0.44
8:P6:501:GTP:HO2'	8:P6:501:GTP:HO3'	1.22	0.44
2:Q2:324:LYS:HE3	1:Q3:222:PRO:HD2	1.99	0.44
1:Q5:88:HIS:HE2	1:R5:284:GLU:CG	2.27	0.44
2:R2:408:PHE:HB2	6:9B:476:TRP:CE2	2.52	0.44
1:R3:242:LEU:HD11	1:R3:252:LEU:HG	1.99	0.44
2:R4:259:PRO:HA	1:R5:404:PHE:CD1	2.52	0.44
2:S0:31:ASP:OD1	2:S0:35:THR:N	2.50	0.44
1:S1:257:THR:CG2	2:S2:100:ASN:HD21	2.30	0.44
2:S2:87:PRO:HD2	2:T2:278:SER:CA	2.47	0.44
2:S4:323:MET:HG2	1:S5:223:THR:CA	2.44	0.44
2:T0:135:LEU:HD22	2:T0:152:ILE:HD11	2.00	0.44
2:T0:322:SER:HB3	1:T1:222:PRO:O	2.17	0.44
1:T1:108:TYR:HA	1:T1:112:LYS:HE2	1.99	0.44
2:T2:169:VAL:HG21	9:T2:501:GDP:HN22	1.82	0.44
2:T2:331:LEU:HD11	1:T3:176:GLN:HG2	1.99	0.44
1:T3:236:SER:HA	1:T3:239:THR:HG22	1.99	0.44
2:T4:122:LYS:HG3	2:U4:291:GLN:OE1	2.17	0.44
2:U2:139:LEU:HD12	2:U2:170:VAL:HG12	1.99	0.44
1:U3:213:CYS:HA	1:U3:217:LEU:HB2	1.98	0.44
2:U4:207:LEU:HG	2:U4:228:LEU:HD23	1.99	0.44
2:U6:125:GLU:CB	2:V5:336:LYS:HZ1	2.29	0.44
1:V2:115:ILE:HA	1:V2:118:VAL:HG12	2.00	0.44
1:V2:172:TYR:HB2	1:V2:203:MET:HG2	1.99	0.44
2:V3:60:VAL:CG1	2:W3:281:TYR:CA	2.50	0.44
2:V3:261:PRO:HG3	1:V4:406:HIS:CE1	2.52	0.44
1:V4:348:PRO:HD2	2:V5:388:MET:CG	2.47	0.44
2:W1:246:LEU:HD21	1:W2:179:THR:CG2	2.41	0.44
2:W1:324:LYS:NZ	2:W1:328:GLU:OE1	2.51	0.44
5:1D:36:ARG:NH2	5:1D:71:TYR:O	2.50	0.44
5:2F:130:VAL:HA	5:2F:176:VAL:O	2.17	0.44
5:3C:130:VAL:HA	5:3C:176:VAL:O	2.17	0.44
5:3J:7:HIS:O	5:3J:191:SER:HB2	2.18	0.44
6:9B:431:GLU:O	6:9B:435:LYS:HG3	2.18	0.44
5:4H:36:ARG:NH2	5:4H:71:TYR:O	2.50	0.44
5:7D:36:ARG:NH2	5:7D:71:TYR:O	2.50	0.44
5:5A:7:HIS:HE1	5:5A:197:TYR:CE2	2.33	0.44

Continued on next page...

Continued from previous page...

Atom-1	Atom-2	Interatomic distance (Å)	Clash overlap (Å)
5:5C:130:VAL:HA	5:5C:176:VAL:O	2.18	0.44
5:5D:8:ASP:OD1	5:5D:38:SER:OG	2.29	0.44
1:A0:265:ILE:HG21	1:A0:313:MET:HE1	1.99	0.44
1:A0:282:TYR:O	1:M0:60:LYS:HD2	2.17	0.44
2:A3:271:ALA:HB3	2:A3:365:ALA:HB3	1.98	0.44
2:B0:60:VAL:CG1	2:C0:281:TYR:HA	2.47	0.44
2:C4:162:ARG:HD3	2:C4:162:ARG:HA	1.78	0.44
2:C4:313:VAL:HB	2:C4:349:VAL:HG13	1.99	0.44
1:C5:420:GLU:HA	1:C5:423:GLU:HG2	1.98	0.44
1:D5:88:HIS:HB3	1:D5:91:GLN:HG2	1.98	0.44
1:D5:167:LEU:HD23	1:D5:202:PHE:HE2	1.82	0.44
1:E1:115:ILE:HD11	1:E1:156:ARG:HG3	2.00	0.44
1:F1:142:GLY:HA2	1:F1:183:GLU:HG3	1.99	0.44
2:F4:136:THR:HG23	2:F4:167:PHE:HB2	1.99	0.44
2:F4:204:ASN:OD1	9:F4:501:GDP:N2	2.51	0.44
1:G0:56:THR:N	1:H0:285:GLN:HB2	2.31	0.44
1:G2:322:ASP:HB3	1:G2:373:ARG:HD2	1.98	0.44
2:G3:337:ASN:HD22	2:G3:341:PHE:HE1	1.64	0.44
1:G4:88:HIS:CB	1:H4:284:GLU:HG3	2.21	0.44
1:H0:26:LEU:HB3	5:4H:194:THR:HG21	1.98	0.44
1:I2:213:CYS:HA	1:I2:217:LEU:HD13	1.99	0.44
2:I3:87:PRO:HD2	1:J3:280:LYS:HA	1.99	0.44
2:I3:180:VAL:HG12	2:I3:183:TYR:HB2	1.98	0.44
2:I3:323:MET:HG2	1:I4:224:TYR:CZ	2.52	0.44
2:I5:52:ASN:CB	1:J5:285:GLN:CD	2.90	0.44
1:K4:209:ILE:HG12	1:K4:302:MET:HE2	1.99	0.44
1:L4:269:LEU:HD23	1:L4:303:VAL:HB	2.00	0.44
1:M0:23:LEU:O	1:M0:27:GLU:HG3	2.16	0.44
1:M2:304:LYS:O	1:M2:390:ARG:NH2	2.50	0.44
2:M5:212:PHE:CE1	2:M5:218:THR:HA	2.52	0.44
2:N1:4:ILE:HA	2:N1:132:GLY:O	2.17	0.44
1:N2:87:PHE:C	1:O2:283:HIS:HD1	2.23	0.44
1:N2:348:PRO:HG3	2:N3:384:GLN:CG	2.48	0.44
2:N3:60:VAL:HG11	2:O3:281:TYR:O	2.18	0.44
2:N5:204:ASN:CG	9:N5:501:GDP:O2'	2.58	0.44
1:O0:6:SER:O	1:O0:65:ALA:HA	2.17	0.44
2:O3:80:PRO:CG	4:Y1:205:ASN:CA	2.85	0.44
2:O3:125:GLU:HG2	2:P3:336:LYS:HE3	1.99	0.44
2:O3:245:GLN:HE22	1:O4:223:THR:HG23	1.82	0.44
2:O5:58:LYS:NZ	2:P5:280:GLN:CG	2.77	0.44
2:P1:54:ALA:HB3	2:P1:58:LYS:HB3	1.99	0.44

Continued on next page...

Continued from previous page...

Atom-1	Atom-2	Interatomic distance (Å)	Clash overlap (Å)
2:P1:260:PHE:CE1	1:P2:402:ARG:O	2.70	0.44
2:P5:252:LYS:CA	1:P6:100:ALA:CB	2.93	0.44
2:Q2:331:LEU:HD21	1:Q3:176:GLN:HB3	2.00	0.44
2:Q4:389:PHE:CE1	6:9A:519:TRP:NE1	2.85	0.44
2:R0:24:ILE:HD12	2:R0:50:TYR:CD2	2.53	0.44
2:R2:267:MET:HE3	2:R2:299:MET:SD	2.57	0.44
2:S0:298:ASN:O	2:S0:298:ASN:ND2	2.49	0.44
1:S1:60:LYS:HZ2	1:T1:283:HIS:CE1	2.34	0.44
1:S1:88:HIS:HE2	1:T1:284:GLU:HG3	1.83	0.44
1:S1:100:ALA:HA	8:S1:501:GTP:PG	2.56	0.44
1:S1:100:ALA:C	8:S1:501:GTP:O2G	2.60	0.44
1:S1:326:LYS:HB2	2:S2:212:PHE:CZ	2.52	0.44
1:S1:435:VAL:HA	2:S2:391:ARG:HH21	1.82	0.44
2:S2:86:ARG:HD3	2:T2:281:TYR:CB	2.47	0.44
1:S3:417:GLU:HA	1:S3:420:GLU:HG2	1.99	0.44
1:S5:258:ASN:O	2:S6:179:VAL:CG2	2.57	0.44
2:S6:12:CYS:HB3	9:S6:501:GDP:O5'	2.11	0.44
2:S6:125:GLU:OE2	2:S6:159:TYR:OH	2.34	0.44
2:T0:346:PRO:CG	1:T1:394:LYS:HG2	2.48	0.44
1:T3:348:PRO:HG3	2:T4:384:GLN:HG2	1.98	0.44
1:T5:32:PRO:HD3	5:5A:200:ILE:HG12	1.99	0.44
1:U1:60:LYS:NZ	1:V0:283:HIS:CE1	2.85	0.44
2:V1:122:LYS:N	2:W1:291:GLN:HE22	2.12	0.44
1:V2:261:PRO:CB	2:V3:394:PHE:H	2.30	0.44
1:V2:329:ASN:HA	1:V2:332:ILE:HG22	1.99	0.44
2:V3:58:LYS:NZ	2:W3:280:GLN:HB3	2.32	0.44
2:V3:346:PRO:HG3	1:V4:394:LYS:HG2	2.00	0.44
2:W3:324:LYS:HE3	1:W4:210:TYR:HB3	1.98	0.44
5:1E:36:ARG:NH2	5:1E:71:TYR:O	2.50	0.44
5:2C:130:VAL:HA	5:2C:176:VAL:O	2.17	0.44
5:2D:114:GLU:HG3	5:2D:118:GLN:NE2	2.32	0.44
5:3C:36:ARG:NH2	5:3C:71:TYR:O	2.50	0.44
5:3F:36:ARG:NH2	5:3F:71:TYR:O	2.50	0.44
6:9A:599:ALA:C	6:9A:603:TYR:HD2	2.23	0.44
6:9B:541:LYS:HA	6:9B:544:LYS:HD2	1.99	0.44
5:2J:7:HIS:O	5:2J:191:SER:HB2	2.18	0.44
5:6A:178:PRO:O	5:6A:179:GLU:C	2.60	0.44
5:6C:130:VAL:HA	5:6C:176:VAL:O	2.17	0.44
5:5D:188:VAL:O	5:5D:189:SER:C	2.60	0.44
5:1G:177:THR:OG1	5:1G:180:GLU:HG2	2.18	0.44
2:A1:322:SER:HA	1:A2:223:THR:HG22	2.00	0.44

Continued on next page...

Continued from previous page...

Atom-1	Atom-2	Interatomic distance (Å)	Clash overlap (Å)
1:A4:55:GLU:O	1:B3:285:GLN:CD	2.61	0.44
1:A4:88:HIS:CD2	1:B3:280:LYS:NZ	2.77	0.44
1:A4:282:TYR:C	1:M4:60:LYS:HD3	2.42	0.44
1:A6:416:GLY:CA	3:X3:108:TYR:CB	2.81	0.44
1:A6:434:GLU:CD	3:X3:100:ARG:HB3	2.39	0.44
1:B1:90:GLU:N	1:C1:280:LYS:HZ1	2.15	0.44
1:B1:390:ARG:HE	1:B1:390:ARG:HB3	1.64	0.44
1:C1:269:LEU:HD22	1:C1:303:VAL:HG21	1.98	0.44
2:D0:145:SER:O	2:D0:149:THR:OG1	2.30	0.44
2:D4:139:LEU:HD21	2:D4:168:SER:HB2	1.99	0.44
2:D4:257:MET:HB3	2:D4:266:PHE:CZ	2.53	0.44
1:D5:102:ASN:ND2	1:D5:407:TRP:O	2.50	0.44
2:D6:271:ALA:O	2:D6:292:GLN:NE2	2.49	0.44
2:E0:58:LYS:HD2	2:F0:280:GLN:O	2.03	0.44
1:E1:142:GLY:HA2	1:E1:183:GLU:HG3	1.98	0.44
2:E4:86:ARG:HG3	2:F4:282:ARG:NH1	2.10	0.44
1:E5:56:THR:HG23	1:F5:285:GLN:HA	1.98	0.44
2:E6:125:GLU:OE2	2:E6:159:TYR:OH	2.28	0.44
1:F5:168:GLU:HB2	1:F5:201:ALA:HA	1.99	0.44
2:G1:190:HIS:CE1	2:G1:414:ASN:HD22	2.35	0.44
2:G1:221:THR:HG23	2:G1:223:GLY:H	1.83	0.44
2:G1:289:LEU:HD23	2:G1:365:ALA:HB2	1.99	0.44
1:G2:346:TRP:HZ2	1:G2:435:VAL:HG13	1.81	0.44
1:H2:60:LYS:CD	1:I2:282:TYR:CE1	3.00	0.44
1:H4:329:ASN:ND2	2:H5:175:VAL:HG13	2.33	0.44
2:I1:334:GLN:HE22	2:I1:348:ASN:H	1.64	0.44
2:J0:322:SER:HA	1:J1:223:THR:HG22	1.99	0.44
1:J5:55:GLU:O	1:K4:285:GLN:OE1	2.35	0.44
2:K1:313:VAL:HB	2:K1:349:VAL:HG22	2.00	0.44
2:K1:432:GLU:OE1	1:K2:401:LYS:NZ	2.50	0.44
1:K4:3:GLU:HA	1:K4:51:THR:HG23	1.99	0.44
2:K5:326:VAL:O	2:K5:330:MET:HG2	2.18	0.44
2:L3:87:PRO:HD2	2:M3:281:TYR:HD2	1.73	0.44
2:L5:286:VAL:HG22	2:L5:363:MET:HE1	1.98	0.44
2:M3:331:LEU:HD21	1:M4:176:GLN:HG2	2.00	0.44
2:N1:272:PRO:CG	2:N1:364:SER:HA	2.47	0.44
2:N1:385:PHE:HE2	2:N1:412:GLU:HB2	1.83	0.44
1:O0:98:ASP:OD1	1:O0:98:ASP:N	2.49	0.44
2:O5:2:ARG:NH2	1:O6:73:THR:HG23	2.28	0.44
1:P0:206:ASN:HD21	8:P0:501:GTP:N2	2.15	0.44
1:Q1:67:PHE:HB2	1:Q1:92:LEU:HD23	1.99	0.44

Continued on next page...

Continued from previous page...

Atom-1	Atom-2	Interatomic distance (Å)	Clash overlap (Å)
1:Q1:167:LEU:HD23	1:Q1:202:PHE:HE2	1.82	0.44
2:Q2:257:MET:HA	2:Q2:312:THR:HG21	1.98	0.44
1:Q5:12:ALA:CA	8:Q5:501:GTP:N7	2.81	0.44
1:Q5:88:HIS:HA	1:R5:283:HIS:CG	2.52	0.44
2:R0:88:ASP:CG	2:S0:278:SER:HG	2.25	0.44
2:R0:323:MET:HE3	2:R0:323:MET:HB3	1.87	0.44
2:R2:320:ARG:HE	5:6C:149:GLN:HG2	1.81	0.44
2:S0:211:CYS:HA	2:S0:215:LEU:HB2	2.00	0.44
2:S0:243:PRO:HB3	1:S1:73:THR:O	2.17	0.44
2:S6:60:VAL:HG11	2:T6:281:TYR:CG	2.51	0.44
2:T2:11:GLN:HA	2:T2:72:THR:HG21	1.98	0.44
2:T4:323:MET:HE3	1:T5:224:TYR:CD2	2.53	0.44
1:T5:32:PRO:CD	5:5A:199:ILE:HG22	2.41	0.44
2:U0:318:ARG:HB3	2:U0:357:PRO:HA	1.99	0.44
1:U1:254:GLU:HG2	2:U2:98:GLY:CA	2.48	0.44
2:V1:137:HIS:NE2	2:V1:168:SER:OG	2.44	0.44
2:V3:53:GLU:O	2:W3:283:ALA:HB3	1.96	0.44
1:V4:256:GLN:O	2:V5:397:TRP:CZ2	2.70	0.44
2:W1:61:PRO:HD3	2:W1:84:ILE:HG12	1.98	0.44
2:W1:256:ASN:O	1:W2:181:VAL:CG2	2.53	0.44
3:X3:26:ASP:HB2	3:X3:63:ALA:HA	2.00	0.44
3:X3:173:SER:OG	3:X3:176:GLU:OE1	2.25	0.44
5:1C:178:PRO:O	5:1C:179:GLU:C	2.59	0.44
5:2B:192:ILE:HG23	5:2B:193:ASP:HB2	1.99	0.44
5:3H:36:ARG:NH2	5:3H:71:TYR:O	2.50	0.44
5:4J:36:ARG:NH2	5:4J:71:TYR:O	2.50	0.44
5:2H:142:ALA:HA	5:2H:144:HIS:CE1	2.52	0.44
5:4H:192:ILE:HD11	5:4H:197:TYR:CD2	2.52	0.44
5:7B:192:ILE:HG13	5:7B:198:PHE:CD1	2.52	0.44
5:7C:130:VAL:HA	5:7C:176:VAL:O	2.17	0.44
5:7D:130:VAL:HA	5:7D:176:VAL:O	2.17	0.44
5:5A:178:PRO:O	5:5A:179:GLU:C	2.60	0.44
2:A5:139:LEU:HD21	2:A5:192:LEU:HD11	1.99	0.44
2:B0:261:PRO:HG3	1:B1:406:HIS:CD2	2.53	0.44
1:B1:3:GLU:HA	1:B1:51:THR:HA	2.00	0.44
1:B1:364:PRO:HD2	5:2B:197:TYR:CB	2.48	0.44
2:B2:363:MET:HE2	2:B2:363:MET:HB3	1.78	0.44
2:B4:77:ARG:NH1	2:B4:82:GLY:O	2.50	0.44
2:B4:313:VAL:HB	2:B4:349:VAL:HG22	2.00	0.44
1:C1:251:ASP:OD1	1:C1:252:LEU:N	2.50	0.44
2:C2:113:VAL:HA	2:C2:116:VAL:HB	1.99	0.44

Continued on next page...

Continued from previous page...

Atom-1	Atom-2	Interatomic distance (Å)	Clash overlap (Å)
2:C4:187:LEU:O	2:C4:191:GLN:NE2	2.45	0.44
2:C4:273:LEU:O	2:C4:292:GLN:NE2	2.51	0.44
1:D1:238:ILE:HD11	1:D1:378:LEU:HD21	1.99	0.44
2:D2:207:LEU:HB3	2:D2:225:LEU:HG	2.00	0.44
1:D3:119:LEU:HD22	1:D3:156:ARG:HH21	1.83	0.44
1:D3:217:LEU:HD21	1:D3:368:LEU:HD23	1.99	0.44
2:D6:54:ALA:CB	2:E6:282:ARG:C	2.89	0.44
1:E3:25:CYS:O	1:E3:30:ILE:N	2.45	0.44
2:E4:165:ASN:HD21	2:E4:200:TYR:HE2	1.65	0.44
1:E5:140:SER:HA	1:E5:171:ILE:HB	1.99	0.44
2:E6:84:ILE:CA	2:F6:281:TYR:CZ	3.00	0.44
2:E6:330:MET:HB3	2:E6:349:VAL:HG11	1.98	0.44
2:F2:248:ALA:HA	2:F2:252:LYS:HE2	1.98	0.44
2:F4:202:ILE:HG22	2:F4:300:MET:HG2	2.00	0.44
2:G1:235:GLY:HA3	2:G1:366:THR:HG21	1.99	0.44
2:G1:270:PHE:HD2	2:G1:273:LEU:HG	1.83	0.44
1:G2:7:ILE:HB	1:G2:137:VAL:HG12	2.00	0.44
1:G2:226:ASN:ND2	1:G2:367:ASP:OD2	2.50	0.44
2:G3:210:ILE:O	2:G3:214:THR:OG1	2.34	0.44
2:G5:257:MET:HE3	2:G5:314:ALA:HB2	1.98	0.44
2:H3:163:ILE:HG12	2:H3:250:LEU:HB3	1.99	0.44
2:I1:285:THR:HG22	2:I1:288:GLU:HG2	1.98	0.44
2:I1:375:GLN:HB2	2:I1:419:VAL:HG23	1.99	0.44
1:I2:89:PRO:CB	2:J2:277:GLY:HA3	2.47	0.44
2:J2:267:MET:SD	2:J2:374:ILE:HB	2.57	0.44
2:J6:267:MET:HE2	2:J6:299:MET:HB3	2.00	0.44
1:L2:33:ASP:C	1:M2:282:TYR:OH	2.50	0.44
1:L2:88:HIS:CG	1:M2:283:HIS:CG	3.04	0.44
1:M0:244:PHE:HB2	1:M0:356:ASN:HD21	1.82	0.44
1:M4:276:ILE:HD11	1:M4:286:LEU:HD11	1.98	0.44
1:N0:209:ILE:HG23	1:N0:230:LEU:HD23	1.99	0.44
1:N2:217:LEU:HB3	1:N2:219:ILE:HG12	1.98	0.44
2:O3:390:ARG:HA	6:9B:608:GLU:CD	2.42	0.44
2:O5:198:GLU:HG2	2:O5:266:PHE:HE2	1.83	0.44
1:O6:5:ILE:HG12	1:O6:132:LEU:HD11	2.00	0.44
1:P2:138:PHE:HZ	1:P2:235:VAL:HG21	1.83	0.44
1:P4:253:THR:OG1	2:P5:98:GLY:HA2	2.18	0.44
1:P6:240:ALA:O	1:P6:356:ASN:ND2	2.50	0.44
2:Q0:85:PHE:O	2:R0:281:TYR:CD2	2.69	0.44
2:Q2:324:LYS:HE3	1:Q3:222:PRO:CD	2.48	0.44
1:Q3:265:ILE:HG12	1:Q3:432:TYR:HE1	1.83	0.44

Continued on next page...

Continued from previous page...

Atom-1	Atom-2	Interatomic distance (Å)	Clash overlap (Å)
2:Q4:249:ASP:OD1	2:Q4:249:ASP:N	2.51	0.44
1:R1:128:GLN:HE22	1:S1:285:GLN:CB	2.31	0.44
2:R2:87:PRO:HG2	2:S2:278:SER:HA	1.83	0.44
2:S0:67:ASP:HA	2:S0:143:THR:HG21	1.99	0.44
2:S4:117:LEU:HA	2:S4:120:VAL:HG12	1.99	0.44
2:S6:12:CYS:HG	9:S6:501:GDP:C1'	2.29	0.44
2:T0:60:VAL:HG12	2:U0:281:TYR:CB	2.45	0.44
1:T1:123:ARG:NH2	1:U1:293:ASN:HD22	2.15	0.44
1:T1:326:LYS:HB2	2:T2:220:PRO:HG2	1.99	0.44
2:T6:55:THR:N	2:U6:283:ALA:HA	2.32	0.44
1:U3:260:VAL:HG11	2:U4:397:TRP:HZ2	1.81	0.44
2:V1:204:ASN:HD21	9:V1:501:GDP:N2	2.15	0.44
1:V2:62:VAL:HG12	1:W2:283:HIS:HB3	1.98	0.44
1:V4:55:GLU:O	1:W4:285:GLN:NE2	2.50	0.44
1:W4:326:LYS:CE	2:W5:220:PRO:CG	2.93	0.44
1:W4:350:GLY:C	2:W5:179:VAL:CG1	2.90	0.44
1:W6:145:THR:CB	8:W6:501:GTP:O1G	2.56	0.44
5:2A:130:VAL:HA	5:2A:176:VAL:O	2.17	0.44
5:2D:192:ILE:HG13	5:2D:198:PHE:CD1	2.52	0.44
5:2E:48:PHE:HB2	5:2E:97:PHE:HE1	1.83	0.44
5:3C:195:ASP:O	5:3C:196:VAL:C	2.60	0.44
5:3D:178:PRO:O	5:3D:179:GLU:C	2.60	0.44
5:2H:120:PHE:CD2	5:2H:121:ARG:N	2.85	0.44
5:6C:36:ARG:NH2	5:6C:71:TYR:O	2.50	0.44
5:5B:141:ASN:HB3	5:5B:207:LYS:HG3	1.51	0.44
5:5B:178:PRO:O	5:5B:179:GLU:C	2.60	0.44
2:A1:237:THR:HG22	2:A1:250:LEU:HD21	2.00	0.44
2:A5:257:MET:HA	2:A5:312:THR:HG21	1.99	0.44
2:B2:125:GLU:CG	2:C2:291:GLN:NE2	2.81	0.44
2:B4:46:ARG:NH2	1:B5:76:ASP:OD2	2.40	0.44
2:B4:54:ALA:CA	2:C4:282:ARG:O	2.65	0.44
1:C3:124:LYS:HZ1	1:D3:284:GLU:CD	2.25	0.44
1:C5:60:LYS:HD3	1:D5:282:TYR:HD1	0.95	0.44
2:D0:2:ARG:HD2	2:D0:240:LEU:HD11	2.00	0.44
2:D2:267:MET:HE3	2:D2:301:ALA:HB3	1.99	0.44
1:D3:128:GLN:CG	1:E3:290:GLU:HG3	2.47	0.44
2:D4:236:VAL:HG13	2:D4:237:THR:HG23	1.98	0.44
1:D5:15:GLN:O	1:D5:228:ASN:ND2	2.50	0.44
2:E6:60:VAL:CG2	2:F6:281:TYR:CB	2.91	0.44
2:F0:263:LEU:HD11	2:F0:425:TYR:HD2	1.83	0.44
1:F1:70:LEU:HB3	1:F1:98:ASP:HA	1.99	0.44

Continued on next page...

Continued from previous page...

Atom-1	Atom-2	Interatomic distance (Å)	Clash overlap (Å)
2:F6:171:PRO:HG3	2:F6:185:ALA:HB2	2.00	0.44
1:G2:364:PRO:HB2	5:3I:200:ILE:HB	2.00	0.44
1:H4:88:HIS:CG	1:I4:284:GLU:HG3	2.51	0.44
1:I0:60:LYS:HD2	2:J0:280:GLN:HB2	1.91	0.44
2:J4:404:ASP:OD2	2:N3:297:LYS:HG2	2.17	0.44
2:J6:54:ALA:C	2:K5:283:ALA:CB	2.83	0.44
2:K1:321:MET:HE3	2:K1:363:MET:HE3	2.00	0.44
1:K2:208:ALA:O	1:K2:212:ILE:HG12	2.17	0.44
1:M0:326:LYS:HG2	2:M1:212:PHE:CE2	2.53	0.44
2:M3:178:THR:HB	2:M3:181:GLU:HB2	1.98	0.44
2:M3:278:SER:OG	2:M3:278:SER:O	2.35	0.44
1:N0:296:PHE:CE1	1:N0:377:MET:HE1	2.52	0.44
2:N1:2:ARG:HH22	1:N2:73:THR:HG21	1.81	0.44
2:N3:139:LEU:HD12	2:N3:170:VAL:HG12	1.98	0.44
2:N3:309:ARG:H	2:N3:372:THR:HG1	1.62	0.44
2:N3:333:VAL:HA	2:N3:336:LYS:HG2	1.99	0.44
2:N5:144:GLY:CA	9:N5:501:GDP:O2B	2.65	0.44
2:N5:164:MET:HE3	2:N5:164:MET:HB3	1.84	0.44
1:N6:206:ASN:OD1	8:N6:501:GTP:C2'	2.63	0.44
2:O1:164:MET:HE2	2:O1:164:MET:HB2	1.80	0.44
2:O5:144:GLY:H	9:O5:501:GDP:PB	2.38	0.44
2:P5:246:LEU:HD12	2:P5:246:LEU:HA	1.86	0.44
2:Q2:260:PHE:HB2	2:Q2:263:LEU:HD12	1.99	0.44
1:Q3:336:LYS:HZ1	2:Q4:174:LYS:HG2	1.83	0.44
1:Q3:435:VAL:HA	2:Q4:391:ARG:NH2	2.33	0.44
2:R0:330:MET:HG2	2:R0:349:VAL:HG11	2.00	0.44
2:R2:122:LYS:CE	2:S2:291:GLN:OE1	2.65	0.44
2:R2:122:LYS:NZ	2:S2:292:GLN:CD	2.75	0.44
1:R3:346:TRP:CD2	2:R4:387:ALA:O	2.71	0.44
2:R4:390:ARG:CD	6:9A:476:TRP:O	2.64	0.44
1:R5:10:GLY:C	8:R5:501:GTP:O1B	2.61	0.44
1:R5:120:ASP:OD1	1:S5:297:GLU:CD	2.60	0.44
2:S2:85:PHE:O	2:T2:281:TYR:CZ	2.70	0.44
2:S2:404:ASP:CB	6:9B:429:TYR:CE2	3.01	0.44
1:S3:90:GLU:HG3	1:T3:280:LYS:HD3	0.49	0.44
1:S5:62:VAL:CG1	1:T5:283:HIS:CB	2.94	0.44
1:T1:33:ASP:OD2	5:7A:203:ARG:NH2	2.51	0.44
2:T4:2:ARG:HH22	1:T5:71:GLU:CG	2.23	0.44
2:T4:60:VAL:HG11	2:U4:281:TYR:HA	1.99	0.44
1:U3:104:ALA:HB2	1:U3:413:MET:HE2	2.00	0.44
1:U3:199:ASP:OD2	1:U3:256:GLN:NE2	2.51	0.44

Continued on next page...

Continued from previous page...

Atom-1	Atom-2	Interatomic distance (Å)	Clash overlap (Å)
2:U4:203:ASP:OD2	2:U4:302:ALA:N	2.39	0.44
2:U6:53:GLU:O	2:V5:283:ALA:CB	2.66	0.44
1:V0:251:ASP:H	1:V0:254:GLU:HB2	1.82	0.44
1:V0:256:GLN:NE2	2:V1:397:TRP:CH2	2.74	0.44
1:V0:425:MET:HE3	1:V0:425:MET:HB3	1.91	0.44
1:V2:276:ILE:CG1	1:V2:280:LYS:HB2	2.46	0.44
2:V3:178:THR:HG22	2:V3:180:VAL:H	1.83	0.44
2:W1:192:LEU:O	2:W1:196:THR:OG1	2.27	0.44
2:W1:269:GLY:HA3	2:W1:367:PHE:HB3	1.99	0.44
1:W2:325:PRO:HG2	2:W3:222:TYR:CE1	2.50	0.44
1:W4:75:ILE:HA	1:W4:78:VAL:HG12	1.98	0.44
1:W6:90:GLU:CD	3:X3:4:ASN:C	2.81	0.44
3:X0:28:LYS:HE2	3:X0:28:LYS:HB2	1.69	0.44
5:1B:77:LYS:HD2	5:1C:89:LYS:CE	2.43	0.44
5:1E:141:ASN:HB3	5:1E:207:LYS:HG3	1.51	0.44
5:1F:130:VAL:HA	5:1F:176:VAL:O	2.17	0.44
5:2F:192:ILE:HG21	5:2F:198:PHE:HB2	1.99	0.44
5:3G:177:THR:OG1	5:3G:180:GLU:HG2	2.18	0.44
5:3J:130:VAL:HA	5:3J:176:VAL:O	2.17	0.44
6:9B:517:GLU:HA	6:9B:520:LYS:HD2	1.99	0.44
5:7D:188:VAL:O	5:7D:189:SER:C	2.60	0.44
5:6B:130:VAL:HA	5:6B:176:VAL:O	2.17	0.44
5:6C:48:PHE:HB2	5:6C:97:PHE:HE1	1.83	0.44
2:A1:7:LEU:HD23	2:A1:64:VAL:HB	1.99	0.44
2:A1:54:ALA:C	2:B0:283:ALA:CA	2.91	0.44
1:A2:364:PRO:HB2	5:2C:197:TYR:CE2	2.52	0.44
1:A6:285:GLN:HA	1:M6:56:THR:HG23	2.00	0.44
1:B1:277:SER:OG	1:B1:280:LYS:NZ	2.41	0.44
1:B3:11:GLN:HG3	1:B3:74:VAL:HG21	2.00	0.44
2:C0:278:SER:HA	2:C0:281:TYR:HD2	1.81	0.44
1:C3:103:TYR:HB3	1:C3:408:TYR:HE1	1.82	0.44
1:C5:89:PRO:HD3	1:D5:279:GLU:O	2.17	0.44
1:C5:399:TYR:OH	1:C5:415:GLU:OE1	2.32	0.44
2:D6:139:LEU:HA	2:D6:145:SER:HB3	2.00	0.44
2:E4:238:THR:HG21	2:E4:318:ARG:HG2	1.98	0.44
1:E5:254:GLU:O	1:E5:257:THR:OG1	2.33	0.44
2:F2:6:HIS:N	2:F2:62:ARG:O	2.45	0.44
2:F6:60:VAL:HG11	2:G5:281:TYR:CB	2.22	0.44
1:G0:298:PRO:HB3	1:G0:307:PRO:HD2	2.00	0.44
1:G2:88:HIS:HB2	1:H2:284:GLU:HG3	1.98	0.44
2:G5:24:ILE:HA	2:G5:27:GLU:HB2	2.00	0.44

Continued on next page...

Continued from previous page...

Atom-1	Atom-2	Interatomic distance (Å)	Clash overlap (Å)
2:G5:287:PRO:HA	2:G5:290:THR:HG22	2.00	0.44
1:H4:85:GLN:C	1:I4:283:HIS:NE2	2.76	0.44
2:H5:48:ASN:OD1	2:H5:48:ASN:N	2.49	0.44
1:I2:269:LEU:HD22	1:I2:303:VAL:HG21	1.99	0.44
2:I3:49:VAL:O	2:I3:62:ARG:NH1	2.50	0.44
2:I5:2:ARG:HH22	1:I6:73:THR:HG1	1.61	0.44
1:J3:260:VAL:HB	2:J4:397:TRP:HZ2	1.83	0.44
1:J5:245:ASP:OD1	1:J5:246:GLY:N	2.51	0.44
2:J6:163:ILE:HD11	2:J6:251:ARG:HG3	1.98	0.44
1:K2:70:LEU:HB3	1:K2:98:ASP:HA	1.98	0.44
2:L1:60:VAL:HG11	2:M1:280:GLN:C	2.43	0.44
1:L2:319:TYR:HB3	1:L2:323:VAL:HG11	1.99	0.44
2:L3:313:VAL:HG12	2:L3:349:VAL:HG13	1.99	0.44
2:L5:322:SER:C	1:L6:221:ARG:HG2	2.38	0.44
2:M3:233:MET:HE3	2:M3:233:MET:HB2	1.84	0.44
2:M3:275:SER:HB2	2:M3:278:SER:HB3	1.99	0.44
1:N0:54:SER:OG	1:O0:285:GLN:CB	2.66	0.44
2:N3:363:MET:HE3	2:N3:363:MET:HB2	1.83	0.44
2:N5:261:PRO:HD3	1:N6:406:HIS:CD2	2.53	0.44
1:O2:143:GLY:O	1:O2:147:SER:HB2	2.18	0.44
1:P2:326:LYS:HB2	2:P3:220:PRO:HG2	2.00	0.44
1:P2:352:LYS:HA	2:P3:177:ASP:O	2.18	0.44
2:P5:406:MET:CG	6:9A:557:LEU:HB2	2.10	0.44
1:P6:231:ILE:HD12	8:P6:501:GTP:C2	2.47	0.44
2:Q2:271:ALA:O	2:Q2:292:GLN:HG2	2.17	0.44
1:Q3:356:ASN:HD22	1:Q3:356:ASN:HA	1.71	0.44
2:Q4:245:GLN:HA	1:Q5:15:GLN:HE22	1.82	0.44
2:Q4:406:MET:H	6:9A:511:GLU:HB3	0.63	0.44
2:R4:86:ARG:NH1	2:S4:282:ARG:CA	2.81	0.44
2:R4:323:MET:HE2	1:R5:224:TYR:OH	2.18	0.44
2:S2:260:PHE:HZ	1:S3:401:LYS:O	2.01	0.44
2:S4:324:LYS:NZ	1:S5:222:PRO:HG2	2.33	0.44
1:S5:85:GLN:CD	1:T5:279:GLU:OE1	2.61	0.44
1:T1:9:VAL:HG12	1:T1:146:GLY:HA2	1.98	0.44
2:T2:271:ALA:CB	2:T2:293:MET:SD	3.06	0.44
2:T4:324:LYS:HE3	1:T5:210:TYR:C	2.43	0.44
2:V1:330:MET:HA	2:V1:333:VAL:HG22	2.00	0.44
1:V4:56:THR:HG22	1:W4:285:GLN:HA	2.00	0.44
1:V4:346:TRP:O	2:V5:388:MET:HG2	2.17	0.44
2:W1:251:ARG:HB3	1:W2:100:ALA:CB	2.46	0.44
2:W3:73:MET:HA	2:W3:76:VAL:HG12	1.99	0.44

Continued on next page...

Continued from previous page...

Atom-1	Atom-2	Interatomic distance (Å)	Clash overlap (Å)
2:W5:321:MET:HE2	2:W5:321:MET:HB3	1.84	0.44
5:1B:141:ASN:HB3	5:1B:207:LYS:HG3	1.51	0.44
5:3D:176:VAL:HG23	5:3D:180:GLU:CD	2.43	0.44
5:3H:192:ILE:HD11	5:3H:197:TYR:CD2	2.52	0.44
5:4J:113:LYS:HA	5:4J:116:ILE:HD12	2.00	0.44
5:2I:129:GLY:C	5:2I:178:PRO:HD2	2.42	0.44
5:3I:141:ASN:HB3	5:3I:207:LYS:HG3	1.51	0.44
5:2J:48:PHE:HB2	5:2J:97:PHE:HE1	1.83	0.44
5:7B:178:PRO:O	5:7B:179:GLU:C	2.60	0.44
1:A2:75:ILE:HG22	1:A2:79:ARG:HD2	1.98	0.44
1:A4:62:VAL:HG22	1:B3:283:HIS:HB3	1.99	0.44
1:A6:60:LYS:NZ	1:B5:283:HIS:HA	2.33	0.44
2:C0:86:ARG:NH2	2:D0:283:ALA:N	2.66	0.44
2:C2:55:THR:CA	2:D2:362:LYS:CE	2.96	0.44
1:D5:28:HIS:HB2	1:D5:30:ILE:HG13	1.98	0.44
1:E1:302:MET:HB2	1:E1:302:MET:HE3	1.77	0.44
2:E2:63:ALA:O	2:E2:89:ASN:ND2	2.51	0.44
1:E3:49:PHE:HD2	1:E3:53:PHE:HB2	1.82	0.44
2:F6:144:GLY:N	9:F6:501:GDP:O2B	2.50	0.44
2:G1:164:MET:HE2	2:G1:164:MET:HB2	1.81	0.44
1:G2:364:PRO:HG2	5:3I:200:ILE:CB	2.22	0.44
1:G4:60:LYS:CB	1:H4:283:HIS:HA	2.47	0.44
2:G5:52:ASN:OD1	2:G5:62:ARG:NH2	2.33	0.44
1:H4:292:THR:HG21	1:H4:331:ALA:HB1	2.00	0.44
2:J2:314:ALA:HB3	2:J2:368:ILE:HB	1.99	0.44
1:J3:31:GLN:OE1	5:2G:199:ILE:CB	2.60	0.44
1:J5:427:ALA:HB1	1:N4:339:ARG:CZ	2.46	0.44
1:L0:88:HIS:HA	1:M0:283:HIS:CD2	2.45	0.44
2:L1:331:LEU:HD22	1:L2:177:VAL:HG12	2.00	0.44
2:L3:347:ASN:ND2	1:L4:178:SER:HB2	2.33	0.44
2:M1:211:CYS:SG	2:M1:217:LEU:HD12	2.57	0.44
2:O1:290:THR:HG21	2:O1:329:GLN:HB3	1.99	0.44
1:O2:115:ILE:HG12	1:O2:119:LEU:HD23	2.00	0.44
2:O3:139:LEU:HD12	2:O3:170:VAL:HG12	2.00	0.44
2:O3:409:THR:HG22	6:9B:604:GLU:HA	1.57	0.44
1:O6:18:ASN:HD21	1:O6:78:VAL:HG22	1.83	0.44
2:P1:321:MET:O	1:P2:223:THR:HG22	2.18	0.44
1:P2:254:GLU:HG2	2:P3:98:GLY:HA2	1.99	0.44
1:P2:325:PRO:CG	2:P3:222:TYR:CZ	3.01	0.44
2:P5:344:TRP:CZ3	1:P6:403:ALA:HB2	2.47	0.44
2:Q2:2:ARG:HH22	1:Q3:73:THR:HB	1.83	0.44

Continued on next page...

Continued from previous page...

Atom-1	Atom-2	Interatomic distance (Å)	Clash overlap (Å)
2:Q2:86:ARG:CD	2:R2:282:ARG:NH2	2.81	0.44
1:Q3:325:PRO:HB2	2:Q4:208:TYR:OH	2.17	0.44
1:Q3:353:VAL:HG22	2:Q4:177:ASP:CG	2.43	0.44
1:Q5:89:PRO:HB2	1:R5:280:LYS:CD	2.46	0.44
2:R0:1:MET:HE3	2:R0:2:ARG:HH21	1.82	0.44
1:R3:62:VAL:CG2	1:S3:283:HIS:HA	2.47	0.44
2:S2:139:LEU:HA	2:S2:145:SER:HB2	2.00	0.44
2:S4:167:PHE:HD2	2:S4:202:ILE:HD11	1.83	0.44
2:S4:259:PRO:HA	1:S5:404:PHE:CD1	2.53	0.44
1:S5:155:GLU:O	1:S5:158:SER:OG	2.35	0.44
2:S6:58:LYS:HZ1	2:T6:280:GLN:HB3	1.81	0.44
2:S6:86:ARG:HG2	2:T6:278:SER:OG	2.17	0.44
2:T4:55:THR:CG2	2:U4:284:LEU:CB	2.95	0.44
1:T5:248:LEU:HD11	2:T6:222:TYR:CE2	2.52	0.44
2:U0:334:GLN:HE22	2:U0:347:ASN:H	1.66	0.44
1:U3:347:CYS:SG	2:U4:179:VAL:HG23	2.57	0.44
1:U5:55:GLU:C	1:V4:285:GLN:HB2	2.39	0.44
1:U5:89:PRO:HD3	1:V4:280:LYS:HG2	1.99	0.44
1:V0:372:GLN:OE1	1:V0:373:ARG:NH2	2.51	0.44
2:V3:86:ARG:HA	2:V3:87:PRO:HD3	1.87	0.44
1:V4:98:ASP:OD1	1:V4:99:ALA:N	2.51	0.44
2:W3:259:PRO:HA	1:W4:404:PHE:CD2	2.53	0.44
2:W5:125:GLU:CB	3:X3:17:ILE:CD1	2.96	0.44
2:W5:202:ILE:HG23	2:W5:300:MET:HG2	1.99	0.44
5:1A:36:ARG:NH2	5:1B:121:ARG:NH1	2.66	0.44
5:2A:198:PHE:O	5:2A:202:MET:HB2	2.18	0.44
5:2B:48:PHE:HB2	5:2B:97:PHE:HE1	1.83	0.44
5:2D:130:VAL:HA	5:2D:176:VAL:O	2.17	0.44
5:2D:178:PRO:O	5:2D:179:GLU:C	2.60	0.44
5:3D:130:VAL:HA	5:3D:176:VAL:O	2.17	0.44
5:3E:192:ILE:CG2	5:3E:198:PHE:HB2	2.32	0.44
5:3G:36:ARG:NH2	5:3G:71:TYR:O	2.50	0.44
5:3H:7:HIS:O	5:3H:191:SER:HB2	2.18	0.44
5:3J:48:PHE:HB2	5:3J:97:PHE:HE1	1.83	0.44
5:4J:11:MET:HB2	5:4J:191:SER:HB3	2.00	0.44
5:2I:195:ASP:O	5:2I:196:VAL:C	2.61	0.44
5:3I:48:PHE:HB2	5:3I:97:PHE:HE1	1.83	0.44
5:7A:178:PRO:O	5:7A:179:GLU:C	2.60	0.44
5:6B:192:ILE:HG13	5:6B:198:PHE:CD1	2.52	0.44
5:6C:8:ASP:OD1	5:6C:38:SER:OG	2.28	0.44
5:5B:71:TYR:C	5:5C:121:ARG:CZ	2.90	0.44

Continued on next page...

Continued from previous page...

Atom-1	Atom-2	Interatomic distance (Å)	Clash overlap (Å)
1:A0:284:GLU:OE2	1:M0:88:HIS:NE2	2.50	0.44
2:A3:278:SER:OG	2:M3:87:PRO:CG	2.66	0.44
1:A4:166:LYS:HB2	1:A4:166:LYS:HE3	1.80	0.44
2:A5:53:GLU:O	2:B4:283:ALA:HB3	2.17	0.44
2:A5:267:MET:HA	2:A5:268:PRO:HD3	1.86	0.44
1:B1:224:TYR:O	1:B1:228:ASN:ND2	2.51	0.44
2:B4:58:LYS:CD	2:C4:280:GLN:HB3	2.48	0.44
1:C3:245:ASP:OD1	1:C3:245:ASP:N	2.51	0.44
2:D2:105:HIS:HA	2:D2:150:LEU:HD21	1.98	0.44
2:D6:319:GLY:HA2	2:D6:357:PRO:HG3	2.00	0.44
2:E0:293:MET:SD	2:E0:367:PHE:HB2	2.58	0.44
2:E4:122:LYS:HD2	2:F4:291:GLN:HE22	1.83	0.44
1:E5:26:LEU:HD12	1:E5:363:VAL:HG12	2.00	0.44
2:G3:290:THR:HG21	2:G3:329:GLN:HB3	1.99	0.44
1:H0:286:LEU:HD22	1:H0:371:VAL:HG11	2.00	0.44
1:H2:381:THR:OG1	1:H2:382:THR:N	2.51	0.44
1:H4:328:VAL:HG11	1:H4:353:VAL:HG21	2.00	0.44
2:H5:87:PRO:CB	2:I5:278:SER:HB2	2.48	0.44
2:I1:189:VAL:HA	2:I1:192:LEU:HB2	1.99	0.44
1:I4:56:THR:HG22	2:J4:283:ALA:HA	2.00	0.44
1:I6:104:ALA:HA	1:I6:108:TYR:HD2	1.83	0.44
1:J1:269:LEU:HD13	1:J1:301:GLN:NE2	2.33	0.44
1:J3:362:VAL:CG2	5:2G:6:ARG:NH2	2.81	0.44
2:J4:320:ARG:HB3	5:1G:148:TYR:CZ	2.52	0.44
1:J5:90:GLU:HG3	1:K4:280:LYS:HD3	2.00	0.44
1:J5:251:ASP:H	1:J5:254:GLU:HB2	1.82	0.44
2:K1:68:LEU:HD23	2:K1:93:GLY:HA3	2.00	0.44
1:K4:172:TYR:HB2	1:K4:203:MET:HB3	2.00	0.44
2:K5:54:ALA:CB	2:L5:283:ALA:CA	2.83	0.44
1:L0:60:LYS:CD	1:M0:282:TYR:CA	2.95	0.44
2:L1:344:TRP:CD2	1:L2:401:LYS:HD2	2.53	0.44
1:L4:289:ALA:O	1:L4:293:ASN:ND2	2.51	0.44
1:L6:289:ALA:O	1:L6:293:ASN:ND2	2.51	0.44
1:M2:26:LEU:HD21	1:M2:364:PRO:HD3	2.00	0.44
2:N1:336:LYS:HB3	2:N1:336:LYS:HE2	1.77	0.44
2:N5:45:GLU:OE2	2:N5:46:ARG:NH2	2.51	0.44
2:O1:10:GLY:O	2:O1:14:ASN:ND2	2.51	0.44
2:O3:406:MET:HB2	6:9B:596:ASP:O	2.18	0.44
2:O3:412:GLU:HG2	6:9B:607:LEU:HD13	1.96	0.44
1:P0:205:ASP:N	1:P0:205:ASP:OD1	2.50	0.44
2:P3:344:TRP:O	1:P4:397:LEU:O	2.35	0.44

Continued on next page...

Continued from previous page...

Atom-1	Atom-2	Interatomic distance (Å)	Clash overlap (Å)
2:P3:344:TRP:O	1:P4:398:MET:HA	2.18	0.44
1:P4:242:LEU:HD11	1:P4:252:LEU:HG	1.99	0.44
2:Q2:63:ALA:O	2:Q2:89:ASN:ND2	2.51	0.44
1:R1:251:ASP:H	1:R1:254:GLU:HB3	1.83	0.44
1:R1:254:GLU:CG	2:R2:99:ASN:OD1	2.66	0.44
2:R2:344:TRP:H	2:R2:344:TRP:CD1	2.35	0.44
2:R2:390:ARG:HD3	6:9B:483:GLU:HB2	2.00	0.44
2:R6:144:GLY:HA3	9:R6:501:GDP:O2B	2.18	0.44
2:S0:172:SER:OG	2:S0:205:GLU:OE1	2.35	0.44
2:S0:263:LEU:HD11	2:S0:425:TYR:HE2	1.83	0.44
1:S3:62:VAL:CG2	1:T3:283:HIS:C	2.37	0.44
2:S4:247:ASN:CG	1:S5:11:GLN:NE2	2.76	0.44
2:S4:389:PHE:CD2	6:9A:433:LEU:HD13	2.35	0.44
2:S6:122:LYS:HB3	2:T6:291:GLN:OE1	2.15	0.44
2:S6:147:MET:HE3	2:S6:147:MET:HB3	1.73	0.44
1:T3:1:MET:HE3	2:T4:94:GLN:CB	2.48	0.44
2:T4:12:CYS:SG	9:T4:501:GDP:C6	3.08	0.44
2:T4:243:PRO:HB3	1:T5:73:THR:O	2.18	0.44
2:T6:138:SER:OG	9:T6:501:GDP:C5'	2.66	0.44
2:U4:318:ARG:NH1	2:U4:356:ILE:O	2.51	0.44
1:U5:257:THR:HA	2:U6:397:TRP:CD1	2.52	0.44
2:V1:211:CYS:HA	2:V1:215:LEU:HB2	1.99	0.44
2:W1:1:MET:HE1	1:W2:95:GLY:O	2.17	0.44
1:W4:116:ASP:HB2	3:X2:6:PHE:CE2	2.53	0.44
1:W4:199:ASP:OD2	1:W4:256:GLN:NE2	2.51	0.44
5:1B:77:LYS:HE3	5:1C:89:LYS:HZ3	1.80	0.44
5:1D:130:VAL:HA	5:1D:176:VAL:O	2.17	0.44
5:1E:48:PHE:HB2	5:1E:97:PHE:HE1	1.83	0.44
5:1E:178:PRO:O	5:1E:179:GLU:C	2.60	0.44
5:2B:144:HIS:HB3	5:2B:204:THR:HG21	1.98	0.44
5:2C:178:PRO:O	5:2C:179:GLU:C	2.60	0.44
5:3J:36:ARG:NH2	5:3J:71:TYR:O	2.50	0.44
6:9B:477:LYS:HA	6:9B:480:LYS:HD2	1.99	0.44
5:4I:48:PHE:HB2	5:4I:97:PHE:HE1	1.83	0.44
5:6B:178:PRO:O	5:6B:179:GLU:C	2.60	0.44
5:6D:177:THR:OG1	5:6D:180:GLU:HG2	2.18	0.44
5:5D:48:PHE:HB2	5:5D:97:PHE:HE1	1.83	0.44
1:A0:206:ASN:OD1	8:A0:501:GTP:N2	2.51	0.43
1:A4:104:ALA:HB2	1:A4:413:MET:HE3	1.99	0.43
1:A4:400:ALA:CA	3:X2:52:THR:CB	2.95	0.43
1:B1:241:SER:OG	1:B1:250:VAL:O	2.25	0.43

Continued on next page...

Continued from previous page...

Atom-1	Atom-2	Interatomic distance (Å)	Clash overlap (Å)
2:B2:309:ARG:H	2:B2:372:THR:HG1	1.63	0.43
1:B3:55:GLU:N	1:C3:285:GLN:HE21	2.15	0.43
2:D2:116:VAL:HG11	2:D2:151:LEU:HD21	1.99	0.43
2:D2:204:ASN:OD1	9:D2:501:GDP:N2	2.33	0.43
1:D3:241:SER:OG	1:D3:250:VAL:N	2.51	0.43
1:D5:60:LYS:HG2	1:E5:282:TYR:O	2.18	0.43
1:E5:346:TRP:CD1	2:E6:391:ARG:HB2	2.52	0.43
2:F2:214:THR:HG21	2:F2:298:ASN:HD21	1.83	0.43
2:F6:51:TYR:HB3	2:F6:59:TYR:HB3	2.00	0.43
2:F6:87:PRO:CG	2:G5:278:SER:OG	2.66	0.43
1:G0:414:GLU:CD	1:G0:416:GLY:H	2.25	0.43
1:G2:229:ARG:NH1	1:G2:365:GLY:O	2.50	0.43
2:G3:67:ASP:OD1	2:G3:69:GLU:N	2.48	0.43
2:G3:330:MET:SD	2:G3:349:VAL:HG11	2.58	0.43
2:G5:9:ALA:HB3	2:G5:137:HIS:HB3	2.00	0.43
1:H2:195:LEU:HD13	1:H2:264:ARG:HD2	1.99	0.43
1:H4:60:LYS:HD2	1:I4:282:TYR:CE2	2.53	0.43
1:I0:85:GLN:HA	2:J0:281:TYR:OH	2.14	0.43
1:I0:340:THR:HG23	1:I0:341:ILE:HD12	2.00	0.43
2:I1:113:VAL:HA	2:I1:116:VAL:HB	2.00	0.43
2:I1:235:GLY:HA3	2:I1:366:THR:HG21	1.99	0.43
1:I2:87:PHE:C	2:J2:281:TYR:CD1	2.96	0.43
1:J3:226:ASN:ND2	5:2G:149:GLN:HB3	2.32	0.43
1:J5:241:SER:OG	1:J5:250:VAL:O	2.27	0.43
2:L1:162:ARG:HD3	2:L1:162:ARG:HA	1.80	0.43
1:L4:85:GLN:O	1:M4:282:TYR:HE2	2.00	0.43
2:L5:68:LEU:HD13	2:L5:143:THR:HG23	1.98	0.43
2:L5:246:LEU:HD13	1:L6:224:TYR:CZ	2.47	0.43
1:L6:34:GLY:HA2	1:L6:86:LEU:HD12	1.99	0.43
2:M3:313:VAL:HB	2:M3:349:VAL:HG22	1.99	0.43
1:N2:195:LEU:HD12	1:N2:428:LEU:HD22	2.00	0.43
2:N5:272:PRO:HD3	2:N5:365:ALA:CB	2.48	0.43
1:N6:171:ILE:HG23	8:N6:501:GTP:O2'	2.07	0.43
2:O3:122:LYS:CG	2:P3:291:GLN:NE2	2.64	0.43
1:O4:90:GLU:CD	1:P4:280:LYS:HZ1	2.16	0.43
1:O4:247:ALA:HB1	2:O5:222:TYR:CD2	2.52	0.43
1:O4:353:VAL:HG22	2:O5:177:ASP:HB3	2.00	0.43
1:Q1:128:GLN:CG	1:R1:290:GLU:CG	2.95	0.43
2:Q2:324:LYS:CE	1:Q3:222:PRO:HD2	2.48	0.43
1:Q3:90:GLU:OE1	1:R3:280:LYS:CD	2.65	0.43
1:Q5:292:THR:HG21	1:Q5:331:ALA:HB1	1.98	0.43

Continued on next page...

Continued from previous page...

Atom-1	Atom-2	Interatomic distance (Å)	Clash overlap (Å)
2:R2:428:ALA:HB1	1:R3:401:LYS:CE	2.46	0.43
2:R6:15:GLN:O	2:R6:226:ASN:ND2	2.52	0.43
2:S0:14:ASN:HD21	2:S0:67:ASP:HB2	1.83	0.43
2:S2:218:THR:HG23	2:S2:219:THR:HG23	2.00	0.43
2:S4:1:MET:SD	1:S5:72:PRO:CG	3.06	0.43
1:S5:53:PHE:O	1:S5:64:ARG:NH1	2.51	0.43
1:S5:204:VAL:HB	1:S5:209:ILE:HD11	2.00	0.43
1:S5:348:PRO:HG3	2:S6:384:GLN:CG	2.47	0.43
2:S6:309:ARG:NH1	2:S6:426:GLN:O	2.43	0.43
1:T5:286:LEU:HD13	1:T5:371:VAL:HG13	1.99	0.43
2:U2:272:PRO:CG	2:U2:364:SER:HA	2.46	0.43
2:U4:236:VAL:HG22	2:U4:368:ILE:HD11	2.00	0.43
1:U5:172:TYR:OH	1:U5:387:ALA:O	2.32	0.43
1:V0:258:ASN:O	2:V1:394:PHE:CE1	2.69	0.43
2:V3:5:VAL:HG23	2:V3:130:LEU:HD11	1.99	0.43
2:V3:161:ASP:OD1	2:V3:161:ASP:N	2.51	0.43
1:V4:41:THR:N	7:8C:313:ARG:NH2	2.63	0.43
1:V4:399:TYR:OH	1:V4:415:GLU:OE2	2.29	0.43
1:V4:406:HIS:HA	1:V4:409:VAL:HG22	1.99	0.43
2:W1:141:GLY:O	2:W1:184:ASN:ND2	2.47	0.43
5:1F:36:ARG:NH2	5:1F:71:TYR:O	2.50	0.43
5:3E:177:THR:OG1	5:3E:180:GLU:HG2	2.18	0.43
5:3J:113:LYS:HG3	5:3J:182:MET:HE1	2.00	0.43
5:2J:36:ARG:NH2	5:2J:71:TYR:O	2.50	0.43
5:7A:7:HIS:HE1	5:7A:197:TYR:CE2	2.33	0.43
5:6A:130:VAL:HA	5:6A:176:VAL:O	2.17	0.43
5:6D:36:ARG:NH2	5:6D:71:TYR:O	2.50	0.43
5:5A:48:PHE:HB2	5:5A:97:PHE:HE1	1.83	0.43
5:5A:112:ARG:NE	5:5A:195:ASP:HA	2.33	0.43
5:5A:130:VAL:HA	5:5A:176:VAL:O	2.18	0.43
5:2G:177:THR:OG1	5:2G:180:GLU:HG2	2.18	0.43
2:A1:73:MET:HE1	2:A1:92:PHE:HB3	2.01	0.43
1:A6:3:GLU:HA	1:A6:51:THR:HA	2.01	0.43
1:A6:284:GLU:CD	1:M6:88:HIS:NE2	2.76	0.43
1:A6:427:ALA:CB	3:X3:118:ILE:HD12	2.48	0.43
2:B0:167:PHE:CE1	2:B0:233:MET:HG2	2.53	0.43
1:B3:167:LEU:HD22	1:B3:200:CYS:HB3	2.00	0.43
2:C0:100:ASN:HB3	2:C0:103:LYS:HB2	2.00	0.43
2:C4:122:LYS:HE2	2:D4:288:GLU:CD	2.41	0.43
2:D2:58:LYS:CE	2:E2:280:GLN:HB3	2.47	0.43
2:D4:31:ASP:OD1	2:D4:31:ASP:N	2.45	0.43

Continued on next page...

Continued from previous page...

Atom-1	Atom-2	Interatomic distance (Å)	Clash overlap (Å)
1:D5:234:ILE:HD11	1:D5:272:TYR:HB2	1.99	0.43
1:E3:55:GLU:OE2	1:E3:61:HIS:NE2	2.50	0.43
1:E3:242:LEU:HD11	1:E3:252:LEU:HG	2.00	0.43
1:F1:239:THR:HA	1:F1:242:LEU:HD12	2.00	0.43
2:F2:31:ASP:OD1	2:F2:35:THR:N	2.51	0.43
2:F2:403:MET:HE3	2:F2:403:MET:HB2	1.78	0.43
1:G0:265:ILE:HG12	1:G0:432:TYR:HE1	1.84	0.43
1:G4:90:GLU:OE2	1:H4:216:ASN:OD1	2.36	0.43
2:G5:58:LYS:NZ	2:H5:280:GLN:HG2	2.32	0.43
2:G5:331:LEU:O	2:G5:335:ASN:ND2	2.51	0.43
1:H0:406:HIS:HA	1:H0:409:VAL:HB	1.99	0.43
1:H2:85:GLN:C	1:I2:283:HIS:CE1	2.92	0.43
1:H4:257:THR:HA	2:H5:397:TRP:CZ3	2.53	0.43
2:I1:45:GLU:HG3	2:I1:46:ARG:HG2	2.00	0.43
2:I5:33:THR:CG2	5:1G:13:ILE:HG12	2.48	0.43
1:I6:313:MET:HE3	1:I6:346:TRP:HH2	1.83	0.43
1:J5:416:GLY:O	1:N4:308:ARG:NH1	2.50	0.43
1:K4:90:GLU:HG3	1:L4:280:LYS:HD3	1.99	0.43
1:K4:245:ASP:OD1	2:K5:75:SER:OG	2.36	0.43
2:K5:27:GLU:OE1	2:K5:241:ARG:NH2	2.52	0.43
1:L0:128:GLN:HG2	1:M0:290:GLU:OE2	2.18	0.43
1:M2:143:GLY:O	1:M2:147:SER:HB2	2.17	0.43
1:M2:211:ASP:O	1:M2:215:ARG:HG2	2.18	0.43
1:M4:156:ARG:HA	1:M4:159:VAL:HG12	1.98	0.43
2:M5:46:ARG:NH2	1:M6:76:ASP:OD2	2.51	0.43
1:N0:430:LYS:HD2	1:N0:430:LYS:HA	1.74	0.43
1:N2:60:LYS:HD3	1:O2:282:TYR:CZ	2.54	0.43
1:N2:124:LYS:HG3	1:O2:297:GLU:OE2	2.17	0.43
1:N2:311:LYS:HG2	1:N2:342:GLN:HG2	2.00	0.43
2:N3:251:ARG:HB3	1:N4:100:ALA:CB	2.45	0.43
1:O0:325:PRO:CB	2:O1:208:TYR:OH	2.57	0.43
1:O2:90:GLU:OE1	1:P2:280:LYS:HE2	2.18	0.43
2:O5:117:LEU:HD21	2:O5:154:LYS:HB3	2.00	0.43
1:P0:329:ASN:CG	2:P1:175:VAL:HG22	2.38	0.43
2:Q0:139:LEU:HA	2:Q0:145:SER:HB2	2.00	0.43
1:Q1:254:GLU:HA	2:Q2:98:GLY:O	2.18	0.43
1:Q5:60:LYS:HD2	1:R5:282:TYR:HB3	1.91	0.43
1:R1:254:GLU:CB	2:R2:98:GLY:CA	2.96	0.43
2:R2:16:ILE:HD13	2:R2:136:THR:HG21	2.00	0.43
2:R4:1:MET:HA	1:R5:96:LYS:HZ1	1.79	0.43
2:R4:12:CYS:SG	9:R4:501:GDP:N9	2.91	0.43

Continued on next page...

Continued from previous page...

Atom-1	Atom-2	Interatomic distance (Å)	Clash overlap (Å)
2:R6:87:PRO:HG3	2:S6:278:SER:CA	2.39	0.43
2:S0:28:HIS:NE2	2:S0:241:ARG:HD2	2.33	0.43
1:S1:185:TYR:CD2	1:S1:398:MET:HE3	2.53	0.43
2:S4:67:ASP:HA	2:S4:143:THR:HG21	2.00	0.43
2:S4:86:ARG:NE	2:S4:87:PRO:HD2	2.32	0.43
1:S5:89:PRO:HG2	1:T5:280:LYS:HD2	1.94	0.43
2:T2:331:LEU:CD1	1:T3:176:GLN:HG2	2.48	0.43
2:T2:404:ASP:OD1	2:T2:405:GLU:N	2.51	0.43
1:U3:122:ILE:HG21	1:U3:157:LEU:HD11	2.00	0.43
2:U6:3:GLU:HG2	2:U6:62:ARG:HH12	1.83	0.43
1:V2:258:ASN:O	2:V3:179:VAL:HG11	2.18	0.43
2:V3:252:LYS:N	1:V4:100:ALA:CB	2.80	0.43
2:V5:293:MET:HB2	2:V5:293:MET:HE3	1.73	0.43
1:W0:50:ASN:O	1:W0:64:ARG:NH1	2.51	0.43
1:W0:236:SER:O	1:W0:243:ARG:NH2	2.51	0.43
1:W4:312:TYR:HA	1:W4:381:THR:HG22	2.00	0.43
2:W5:156:ARG:NH1	2:W5:160:PRO:O	2.51	0.43
2:W5:319:GLY:HA2	2:W5:357:PRO:HD3	1.99	0.43
1:W6:246:GLY:HA3	1:W6:356:ASN:HA	2.00	0.43
5:1C:48:PHE:HB2	5:1C:97:PHE:HE1	1.83	0.43
5:3F:177:THR:OG1	5:3F:180:GLU:HG2	2.19	0.43
5:3G:48:PHE:HB2	5:3G:97:PHE:HE1	1.83	0.43
5:3H:130:VAL:HA	5:3H:176:VAL:O	2.17	0.43
6:9B:462:LYS:HA	6:9B:465:LYS:HD2	2.01	0.43
5:4H:7:HIS:O	5:4H:191:SER:HB2	2.18	0.43
5:2J:113:LYS:HG3	5:2J:182:MET:HE1	2.00	0.43
5:7A:48:PHE:HB2	5:7A:97:PHE:HE1	1.83	0.43
5:7D:48:PHE:HB2	5:7D:97:PHE:HE1	1.84	0.43
1:A0:5:ILE:HG12	1:A0:132:LEU:HD11	2.01	0.43
2:A1:380:ARG:HA	2:A1:383:GLU:HG2	2.00	0.43
1:A2:56:THR:CA	1:B1:285:GLN:CB	2.96	0.43
2:A3:287:PRO:O	2:A3:291:GLN:HG2	2.18	0.43
2:A5:271:ALA:O	2:A5:272:PRO:C	2.54	0.43
1:A6:89:PRO:CD	1:B5:280:LYS:HG2	2.49	0.43
2:B2:406:MET:SD	2:B2:409:THR:OG1	2.74	0.43
2:C4:330:MET:HE3	2:C4:349:VAL:HG12	1.99	0.43
1:D3:261:PRO:HA	2:D4:394:PHE:HD1	1.82	0.43
2:D4:1:MET:HE1	2:D4:2:ARG:HH21	1.83	0.43
1:D5:48:SER:OG	1:D5:243:ARG:O	2.32	0.43
2:E0:255:VAL:HG23	2:E0:256:ASN:HD22	1.83	0.43
2:E0:412:GLU:O	2:E0:416:ASN:N	2.46	0.43

Continued on next page...

Continued from previous page...

Atom-1	Atom-2	Interatomic distance (Å)	Clash overlap (Å)
1:E3:49:PHE:HB2	1:E3:53:PHE:HD2	1.84	0.43
2:E4:404:ASP:OD1	2:E4:405:GLU:N	2.52	0.43
2:E6:139:LEU:HD12	2:E6:170:VAL:HA	2.00	0.43
1:H0:280:LYS:NZ	1:H0:284:GLU:OE2	2.41	0.43
2:H1:318:ARG:NH1	2:H1:356:ILE:O	2.52	0.43
2:H5:137:HIS:CD2	2:H5:168:SER:HG	2.35	0.43
2:I3:39:ASP:OD1	2:I3:39:ASP:N	2.46	0.43
2:J0:2:ARG:HB3	2:J0:131:GLN:HG3	2.00	0.43
2:J4:272:PRO:HG3	2:J4:364:SER:HA	2.00	0.43
1:K0:88:HIS:CA	1:L0:283:HIS:CG	2.82	0.43
2:K1:61:PRO:HD3	2:K1:84:ILE:HG22	2.01	0.43
1:K2:128:GLN:HE21	1:L2:290:GLU:CD	2.12	0.43
1:K4:260:VAL:HG23	2:K5:397:TRP:HE1	1.82	0.43
2:K5:55:THR:HG22	2:L5:284:LEU:HG	1.99	0.43
2:K5:172:SER:HB2	2:K5:205:GLU:HG2	2.00	0.43
2:K5:344:TRP:CD1	2:K5:344:TRP:H	2.35	0.43
2:L5:63:ALA:O	2:L5:89:ASN:ND2	2.51	0.43
2:L5:257:MET:HE1	2:L5:368:ILE:HG22	1.99	0.43
2:M5:212:PHE:HE1	2:M5:218:THR:HA	1.83	0.43
1:O2:52:PHE:CZ	1:O2:239:THR:HG21	2.53	0.43
2:P1:252:LYS:HB2	1:P2:100:ALA:HA	1.99	0.43
2:P1:311:LEU:HD23	2:P1:342:VAL:HG11	1.99	0.43
1:P2:2:ARG:NH2	2:P3:69:GLU:HG2	2.30	0.43
1:P2:349:THR:CG2	2:P3:384:GLN:HE22	2.30	0.43
2:P3:173:PRO:HB3	2:P3:380:ARG:HD3	1.99	0.43
2:Q2:118:ASP:HB3	2:R2:297:LYS:NZ	2.33	0.43
2:Q2:410:GLU:H	6:9B:518:LYS:HD3	1.83	0.43
2:R0:122:LYS:HG2	2:S0:291:GLN:HE22	1.82	0.43
1:R1:261:PRO:HB3	2:R2:394:PHE:CG	2.53	0.43
2:R2:39:ASP:OD1	2:R2:39:ASP:N	2.51	0.43
2:S2:235:GLY:HA2	2:S2:318:ARG:HH21	1.83	0.43
2:S4:54:ALA:CB	2:T4:282:ARG:O	2.65	0.43
1:S5:11:GLN:N	8:S5:501:GTP:O1B	2.51	0.43
1:T1:333:ALA:CB	2:T2:174:LYS:HE2	2.48	0.43
2:T2:58:LYS:CD	2:U2:280:GLN:C	2.84	0.43
2:T2:317:PHE:HB3	2:T2:321:MET:HE1	1.98	0.43
2:T4:125:GLU:HG3	2:U4:336:LYS:HZ3	1.82	0.43
2:U2:55:THR:HG22	2:V1:284:LEU:CB	2.36	0.43
1:U3:168:GLU:HB2	1:U3:201:ALA:HA	1.99	0.43
2:U4:122:LYS:CG	2:V3:291:GLN:OE1	2.54	0.43
1:U5:57:GLY:H	1:V4:285:GLN:HG3	1.80	0.43

Continued on next page...

Continued from previous page...

Atom-1	Atom-2	Interatomic distance (Å)	Clash overlap (Å)
1:V0:123:ARG:HH21	1:W0:297:GLU:HA	1.83	0.43
1:V0:172:TYR:HB2	1:V0:203:MET:HG2	2.00	0.43
1:V0:406:HIS:HA	1:V0:409:VAL:HG22	1.99	0.43
1:W2:392:ASP:O	1:W2:422:ARG:NH1	2.50	0.43
2:W3:20:PHE:HA	2:W3:230:SER:HB2	2.00	0.43
2:W3:259:PRO:HA	1:W4:404:PHE:HD2	1.83	0.43
5:2C:112:ARG:NE	5:2C:195:ASP:HA	2.33	0.43
5:2F:188:VAL:O	5:2F:189:SER:C	2.60	0.43
5:3E:48:PHE:HB2	5:3E:97:PHE:HE1	1.83	0.43
5:3E:112:ARG:HE	5:3E:195:ASP:HA	1.82	0.43
5:2I:125:LYS:C	5:2I:127:GLY:H	2.26	0.43
5:3I:177:THR:HG23	5:3I:180:GLU:OE2	2.18	0.43
5:4I:99:GLU:CG	5:4H:77:LYS:HZ2	2.21	0.43
5:7A:130:VAL:HA	5:7A:176:VAL:O	2.17	0.43
5:6B:48:PHE:HB2	5:6B:97:PHE:HE1	1.83	0.43
5:5B:8:ASP:OD1	5:5B:38:SER:OG	2.29	0.43
1:A0:283:HIS:O	1:M0:62:VAL:HG11	2.18	0.43
1:A2:276:ILE:HD12	1:A2:281:ALA:HA	2.00	0.43
2:A3:44:LEU:HD12	2:A3:47:ILE:HG21	2.00	0.43
2:A3:162:ARG:HA	2:A3:162:ARG:HD3	1.79	0.43
1:A4:434:GLU:HG2	3:X2:100:ARG:NH1	2.28	0.43
1:A6:56:THR:CG2	1:B5:285:GLN:CA	2.76	0.43
2:B4:274:THR:HG22	2:B4:282:ARG:NH1	2.33	0.43
2:C2:86:ARG:HH12	2:D2:282:ARG:CG	2.30	0.43
2:C2:88:ASP:H	2:D2:278:SER:CB	2.31	0.43
2:C4:278:SER:HA	2:C4:281:TYR:HD2	1.82	0.43
1:D1:296:PHE:CD2	1:D1:341:ILE:HG12	2.54	0.43
2:D2:334:GLN:NE2	2:D2:348:ASN:H	2.17	0.43
2:D4:344:TRP:CD1	2:D4:345:ILE:HG13	2.53	0.43
1:E1:392:ASP:HB3	1:E1:422:ARG:NH2	2.34	0.43
2:E2:75:SER:HA	2:E2:78:SER:HB3	2.00	0.43
1:E3:60:LYS:HE2	1:F3:282:TYR:HE1	1.78	0.43
1:E5:268:PRO:HA	1:E5:380:ASN:HA	1.99	0.43
2:F0:271:ALA:HB2	2:F0:293:MET:SD	2.58	0.43
1:G4:60:LYS:HB3	1:H4:283:HIS:HA	2.01	0.43
2:H1:87:PRO:HG2	2:I1:277:GLY:C	2.43	0.43
1:H4:325:PRO:HA	1:H4:328:VAL:HB	1.99	0.43
1:I2:255:PHE:HB2	1:I2:259:LEU:HD13	2.00	0.43
2:I5:86:ARG:HD2	1:J5:284:GLU:HB2	2.00	0.43
2:I5:135:LEU:HB2	2:I5:166:THR:HG22	2.01	0.43
2:J2:320:ARG:NH2	5:2G:148:TYR:HE1	1.89	0.43

Continued on next page...

Continued from previous page...

Atom-1	Atom-2	Interatomic distance (Å)	Clash overlap (Å)
1:K2:98:ASP:OD1	1:K2:98:ASP:N	2.47	0.43
1:K4:89:PRO:HG2	1:L4:280:LYS:CB	2.48	0.43
2:K5:51:TYR:HB3	2:K5:59:TYR:HB3	2.00	0.43
2:L1:60:VAL:CG2	2:M1:281:TYR:HA	2.46	0.43
2:L3:61:PRO:HD3	2:L3:84:ILE:HG12	1.99	0.43
1:L6:164:LYS:HA	1:L6:164:LYS:HD2	1.68	0.43
2:M5:293:MET:HG2	2:M5:367:PHE:HB2	1.99	0.43
1:N0:251:ASP:HB3	1:N0:254:GLU:HG2	1.99	0.43
1:N0:353:VAL:HB	2:N1:177:ASP:OD1	2.18	0.43
2:N1:86:ARG:HH21	2:O1:282:ARG:HA	1.83	0.43
2:N5:129:CYS:SG	1:N6:96:LYS:HG3	2.59	0.43
1:N6:40:LYS:HD3	1:N6:40:LYS:HA	1.72	0.43
2:O3:347:ASN:ND2	1:O4:394:LYS:NZ	2.66	0.43
2:O3:412:GLU:CD	6:9B:607:LEU:CB	2.90	0.43
2:O5:67:ASP:O	2:O5:92:PHE:HA	2.18	0.43
2:O5:404:ASP:CG	6:9A:593:LYS:CD	2.87	0.43
2:P3:323:MET:HE2	1:P4:224:TYR:CE2	2.53	0.43
2:R0:334:GLN:HE21	2:R0:349:VAL:HG23	1.84	0.43
2:R4:344:TRP:CZ3	1:R5:403:ALA:HB2	2.50	0.43
1:R5:310:GLY:HA3	1:R5:383:ALA:HB2	2.00	0.43
2:S0:344:TRP:HA	1:S1:397:LEU:HD11	2.01	0.43
2:S0:375:GLN:HA	2:S0:378:PHE:HD2	1.83	0.43
1:S1:60:LYS:NZ	1:T1:283:HIS:ND1	2.64	0.43
1:S1:329:ASN:HB3	2:S2:175:VAL:HG12	2.01	0.43
2:S2:86:ARG:HA	2:T2:281:TYR:CE2	2.46	0.43
2:S2:252:LYS:HG3	1:S3:101:ASN:OD1	2.18	0.43
2:S4:4:ILE:HB	2:S4:50:TYR:HE1	1.83	0.43
2:S4:261:PRO:CG	1:S5:406:HIS:CG	2.98	0.43
1:S5:261:PRO:HB3	2:S6:394:PHE:CE1	2.54	0.43
1:T1:352:LYS:HB2	2:T2:179:VAL:HG23	2.00	0.43
2:T6:138:SER:HG	9:T6:501:GDP:C4'	2.16	0.43
2:V1:346:PRO:HD2	1:V2:398:MET:CE	2.46	0.43
1:V4:348:PRO:HD2	2:V5:388:MET:HE2	2.01	0.43
2:W3:125:GLU:HA	3:X2:17:ILE:CG2	2.49	0.43
1:W4:30:ILE:HG13	1:W4:53:PHE:CD2	2.53	0.43
4:Y2:265:LEU:HD23	4:Y2:265:LEU:HA	1.80	0.43
5:1B:48:PHE:HB2	5:1B:97:PHE:HE1	1.83	0.43
5:2A:177:THR:OG1	5:2A:180:GLU:HG2	2.18	0.43
5:2C:71:TYR:HB3	5:2C:73:VAL:HG23	2.00	0.43
5:3F:196:VAL:C	5:3F:198:PHE:N	2.74	0.43
5:3H:48:PHE:HB2	5:3H:97:PHE:HE1	1.83	0.43

Continued on next page...

Continued from previous page...

Atom-1	Atom-2	Interatomic distance (Å)	Clash overlap (Å)
6:9A:428:VAL:CG1	6:9A:432:TRP:NE1	2.82	0.43
6:9B:562:LYS:O	6:9B:566:LYS:HG3	2.18	0.43
5:7A:112:ARG:NE	5:7A:195:ASP:HA	2.33	0.43
5:6A:112:ARG:HE	5:6A:198:PHE:CB	2.30	0.43
5:6D:130:VAL:HA	5:6D:176:VAL:O	2.17	0.43
2:A1:257:MET:SD	2:A1:312:THR:OG1	2.70	0.43
2:A1:283:ALA:HB2	2:M1:54:ALA:HA	0.61	0.43
2:A3:14:ASN:HB3	2:A3:76:VAL:HG21	2.00	0.43
1:A4:60:LYS:CD	1:B3:283:HIS:HA	2.36	0.43
1:A6:430:LYS:HE3	3:X3:92:GLN:NE2	2.33	0.43
2:B0:334:GLN:HE21	2:B0:349:VAL:HG23	1.83	0.43
2:B2:320:ARG:NH1	2:B2:355:ASP:O	2.51	0.43
1:C3:124:LYS:HZ1	1:D3:284:GLU:HG3	1.83	0.43
1:D3:100:ALA:N	8:D3:501:GTP:O2G	2.47	0.43
2:E4:3:GLU:O	2:E4:131:GLN:N	2.43	0.43
2:E4:68:LEU:HD13	2:E4:143:THR:HG23	2.01	0.43
2:F2:86:ARG:HA	2:G1:281:TYR:CG	2.54	0.43
2:F2:156:ARG:NH1	2:F2:197:ASP:OD1	2.51	0.43
2:F6:87:PRO:HG2	2:G5:278:SER:CB	2.49	0.43
1:G2:254:GLU:OE2	2:G3:99:ASN:ND2	2.52	0.43
1:H0:319:TYR:N	1:H0:354:GLY:O	2.45	0.43
1:H2:105:ARG:HA	1:H2:109:THR:HG22	2.01	0.43
1:H4:172:TYR:N	1:H4:204:VAL:O	2.33	0.43
1:I4:86:LEU:CA	2:J4:281:TYR:CE1	2.95	0.43
1:I4:399:TYR:OH	1:I4:415:GLU:OE2	2.26	0.43
2:I5:86:ARG:HA	1:J5:283:HIS:HB2	2.00	0.43
1:J1:439:SER:HB3	2:J2:391:ARG:HD3	2.01	0.43
1:J3:52:PHE:CE2	1:J3:243:ARG:HD3	2.53	0.43
1:K4:75:ILE:HG22	1:K4:79:ARG:HD2	2.01	0.43
2:L3:87:PRO:HG2	2:M3:278:SER:CA	2.48	0.43
1:L4:164:LYS:HA	1:L4:164:LYS:HD2	1.68	0.43
1:L4:205:ASP:OD1	1:L4:205:ASP:N	2.47	0.43
2:L5:363:MET:HE2	2:L5:363:MET:HB3	1.83	0.43
1:L6:205:ASP:OD1	1:L6:205:ASP:N	2.47	0.43
2:N5:144:GLY:CA	9:N5:501:GDP:O3B	2.66	0.43
1:P2:136:LEU:HD22	1:P2:169:PHE:HE2	1.83	0.43
1:Q1:60:LYS:CB	1:R1:282:TYR:O	2.65	0.43
1:R5:26:LEU:HG	1:R5:363:VAL:HG12	2.01	0.43
1:R5:89:PRO:HG3	1:S5:279:GLU:HG3	1.99	0.43
2:S0:215:LEU:HD21	2:S0:273:LEU:HB3	2.01	0.43
2:S0:256:ASN:OD1	1:S1:182:VAL:N	2.46	0.43

Continued on next page...

Continued from previous page...

Atom-1	Atom-2	Interatomic distance (Å)	Clash overlap (Å)
2:S2:323:MET:SD	1:S3:224:TYR:CE1	3.11	0.43
2:S6:271:ALA:HB3	2:S6:272:PRO:HD3	2.01	0.43
2:T0:141:GLY:O	2:T0:145:SER:OG	2.32	0.43
2:T0:143:THR:CB	9:T0:501:GDP:O3B	2.67	0.43
1:T1:124:LYS:CD	1:U1:297:GLU:CD	2.74	0.43
1:T3:171:ILE:HG21	8:T3:501:GTP:N2	2.33	0.43
2:T4:60:VAL:CG1	2:U4:281:TYR:HA	2.49	0.43
1:U3:67:PHE:HB2	1:U3:92:LEU:HD23	2.01	0.43
1:U5:133:GLN:O	1:U5:165:SER:OG	2.37	0.43
1:V0:60:LYS:CE	1:W0:282:TYR:HD2	2.29	0.43
2:W5:178:THR:HG22	2:W5:180:VAL:H	1.83	0.43
5:2A:48:PHE:HB2	5:2A:97:PHE:HE1	1.83	0.43
5:2C:30:ARG:HD3	5:2C:106:PRO:HA	2.01	0.43
5:2C:48:PHE:HB2	5:2C:97:PHE:HE1	1.83	0.43
5:2F:177:THR:OG1	5:2F:180:GLU:HG2	2.18	0.43
5:4J:117:MET:HE2	5:4J:117:MET:HB2	1.72	0.43
5:2H:150:ASN:HB2	5:2H:152:GLU:HG3	2.00	0.43
5:2I:110:ARG:HG2	5:2I:114:GLU:HB2	2.00	0.43
5:4I:177:THR:HG23	5:4I:180:GLU:OE2	2.18	0.43
5:4H:48:PHE:HB2	5:4H:97:PHE:HE1	1.83	0.43
5:7A:112:ARG:HE	5:7A:198:PHE:CB	2.30	0.43
5:7B:48:PHE:HB2	5:7B:97:PHE:HE1	1.83	0.43
5:6A:7:HIS:HE1	5:6A:197:TYR:CE2	2.33	0.43
1:A0:263:PRO:CD	3:X0:116:PRO:HG3	2.48	0.43
2:C0:21:TRP:CZ3	2:C0:61:PRO:HB3	2.54	0.43
2:C2:27:GLU:O	2:C2:43:GLN:NE2	2.52	0.43
1:C5:60:LYS:CD	1:D5:282:TYR:CE1	2.57	0.43
1:D3:322:ASP:OD2	1:D3:373:ARG:NH2	2.46	0.43
1:D3:326:LYS:H	1:D3:326:LYS:HG3	1.64	0.43
1:E1:178:SER:OG	1:E1:183:GLU:OE1	2.33	0.43
1:E3:167:LEU:HD21	1:E3:255:PHE:HZ	1.83	0.43
2:E4:56:GLY:H	5:2J:153:TRP:CA	2.30	0.43
2:F0:287:PRO:HA	2:F0:290:THR:HG22	2.01	0.43
1:G2:56:THR:CG2	1:H2:285:GLN:HA	2.46	0.43
2:H1:86:ARG:HA	2:I1:281:TYR:HB2	2.00	0.43
1:H2:98:ASP:OD2	1:H2:99:ALA:N	2.52	0.43
1:H2:113:GLU:HG3	1:H2:114:ILE:HG23	2.00	0.43
1:H4:26:LEU:O	5:2H:196:VAL:HG21	2.18	0.43
1:H4:164:LYS:HD2	1:H4:164:LYS:HA	1.83	0.43
2:I3:184:ASN:OD1	2:I3:398:TYR:OH	2.37	0.43
1:I6:319:TYR:HB3	1:I6:323:VAL:HG21	2.00	0.43

Continued on next page...

Continued from previous page...

Atom-1	Atom-2	Interatomic distance (Å)	Clash overlap (Å)
1:J3:226:ASN:HD21	5:2G:149:GLN:CB	2.30	0.43
2:J6:262:ARG:HG2	2:J6:418:LEU:HD13	2.00	0.43
2:K5:131:GLN:HE22	2:K5:250:LEU:HB2	1.83	0.43
1:M0:242:LEU:HD11	1:M0:252:LEU:HG	2.01	0.43
2:N3:162:ARG:HD3	2:N3:162:ARG:HA	1.86	0.43
1:N4:3:GLU:HA	1:N4:51:THR:HG23	2.01	0.43
1:N4:87:PHE:N	1:O4:283:HIS:HD2	2.05	0.43
2:N5:318:ARG:HB2	2:N5:364:SER:HB3	2.00	0.43
1:O0:329:ASN:HD22	2:O1:208:TYR:HD2	1.67	0.43
1:O2:441:GLU:HB3	6:9B:612:LYS:HG2	1.95	0.43
2:O5:135:LEU:HD23	2:O5:152:ILE:HD11	2.00	0.43
1:O6:231:ILE:HD12	8:O6:501:GTP:HN1	1.77	0.43
2:P1:331:LEU:HD13	1:P2:176:GLN:O	2.19	0.43
2:Q0:256:ASN:HB3	1:Q1:181:VAL:HG12	1.99	0.43
2:Q2:251:ARG:O	1:Q3:100:ALA:HB1	2.19	0.43
2:Q2:406:MET:HB3	6:9B:518:LYS:HE3	2.00	0.43
1:Q5:53:PHE:HB3	1:Q5:61:HIS:HB3	2.00	0.43
1:R1:89:PRO:HG2	1:S1:280:LYS:CA	2.48	0.43
2:R2:258:VAL:HG12	1:R3:406:HIS:NE2	2.34	0.43
2:R4:16:ILE:HD11	2:R4:229:VAL:HG11	2.00	0.43
2:R4:84:ILE:C	2:S4:281:TYR:CE1	2.96	0.43
2:R4:165:ASN:HD21	2:R4:200:TYR:HE2	1.65	0.43
1:R5:251:ASP:HB2	1:R5:254:GLU:HG3	2.00	0.43
1:S3:15:GLN:O	1:S3:228:ASN:ND2	2.51	0.43
2:T0:162:ARG:HD3	2:T0:162:ARG:HA	1.80	0.43
2:T0:318:ARG:HH11	2:T0:358:PRO:HD3	1.83	0.43
1:U1:60:LYS:HD3	1:V0:283:HIS:ND1	2.28	0.43
2:U4:25:SER:OG	2:U4:51:TYR:OH	2.36	0.43
2:U4:72:THR:O	2:U4:75:SER:OG	2.31	0.43
1:V2:89:PRO:HG2	1:W2:280:LYS:HG3	1.98	0.43
1:V2:258:ASN:ND2	2:V3:180:VAL:CG2	2.80	0.43
1:V2:413:MET:HE3	1:V2:417:GLU:HB3	2.00	0.43
1:V4:41:THR:H	7:8C:313:ARG:HH22	1.65	0.43
1:V4:90:GLU:HA	1:W4:280:LYS:HZ1	1.82	0.43
1:W0:143:GLY:O	1:W0:147:SER:CB	2.66	0.43
2:W3:200:TYR:HE1	2:W3:368:ILE:HG23	1.83	0.43
1:W4:326:LYS:HZ2	2:W5:220:PRO:CD	2.32	0.43
2:W5:375:GLN:HB3	2:W5:422:TYR:HD2	1.83	0.43
1:W6:147:SER:OG	1:W6:190:THR:OG1	2.28	0.43
1:W6:189:LEU:HD13	1:W6:413:MET:HE1	1.99	0.43
1:W6:395:PHE:HD2	1:W6:422:ARG:HH11	1.66	0.43

Continued on next page...

Continued from previous page...

Atom-1	Atom-2	Interatomic distance (Å)	Clash overlap (Å)
5:2F:36:ARG:NH2	5:2F:71:TYR:O	2.50	0.43
5:3D:48:PHE:HB2	5:3D:97:PHE:HE1	1.83	0.43
5:3F:48:PHE:HB2	5:3F:97:PHE:HE1	1.84	0.43
5:2H:129:GLY:CA	5:2H:178:PRO:HD2	2.47	0.43
5:4H:130:VAL:HA	5:4H:176:VAL:O	2.17	0.43
5:6A:112:ARG:NE	5:6A:195:ASP:HA	2.33	0.43
5:6D:141:ASN:HB3	5:6D:207:LYS:HG3	1.51	0.43
5:5A:112:ARG:HE	5:5A:198:PHE:CB	2.30	0.43
1:A0:53:PHE:HB3	1:A0:61:HIS:HB3	2.01	0.43
1:A0:262:TYR:HB3	3:X0:117:PHE:CE2	2.50	0.43
2:A1:10:GLY:O	2:A1:14:ASN:ND2	2.51	0.43
1:A2:397:LEU:HD12	3:X1:30:ARG:HH21	1.68	0.43
2:A3:283:ALA:CB	2:M3:54:ALA:C	2.83	0.43
2:B2:228:LEU:HB3	2:B2:300:MET:HE2	2.01	0.43
2:C0:238:THR:HG22	2:C0:241:ARG:HH21	1.82	0.43
2:C2:60:VAL:CB	2:D2:281:TYR:CA	2.76	0.43
2:D4:54:ALA:HA	2:E4:283:ALA:CA	2.43	0.43
2:D4:143:THR:N	9:D4:501:GDP:O2B	2.49	0.43
1:E1:310:GLY:HA3	1:E1:383:ALA:HB2	2.00	0.43
1:E5:11:GLN:HG2	1:E5:74:VAL:HG11	2.01	0.43
2:E6:60:VAL:HG11	2:F6:281:TYR:HB3	2.01	0.43
2:F0:140:GLY:HA2	2:F0:181:GLU:HG3	2.01	0.43
2:F2:393:ALA:HB1	2:F2:394:PHE:HD1	1.83	0.43
1:F5:90:GLU:CD	1:G4:280:LYS:HD2	2.44	0.43
2:F6:318:ARG:HG2	2:F6:358:PRO:HD3	2.01	0.43
1:G0:54:SER:CB	1:H0:285:GLN:OE1	2.65	0.43
2:G5:83:GLN:CB	2:H5:281:TYR:OH	2.66	0.43
1:H0:178:SER:OG	1:H0:183:GLU:OE1	2.35	0.43
2:H3:86:ARG:NH1	2:I3:282:ARG:HA	2.33	0.43
1:I4:265:ILE:HG23	1:I4:432:TYR:HE1	1.84	0.43
2:I5:385:PHE:HZ	2:I5:408:PHE:HB3	1.83	0.43
1:I6:223:THR:HG23	1:I6:225:THR:H	1.82	0.43
1:J1:298:PRO:HB3	1:J1:307:PRO:HD2	2.01	0.43
2:J4:198:GLU:OE1	2:J4:200:TYR:OH	2.28	0.43
1:K0:90:GLU:CG	1:L0:280:LYS:HD3	2.46	0.43
1:K0:326:LYS:HA	1:K0:326:LYS:HD2	1.90	0.43
2:L1:139:LEU:HA	2:L1:145:SER:HB2	2.00	0.43
1:N2:154:MET:HE1	1:N2:168:GLU:HG3	2.00	0.43
1:N2:251:ASP:H	1:N2:254:GLU:HG3	1.84	0.43
1:N4:87:PHE:N	1:O4:283:HIS:NE2	2.66	0.43
2:O3:46:ARG:NH2	1:O4:72:PRO:O	2.52	0.43

Continued on next page...

Continued from previous page...

Atom-1	Atom-2	Interatomic distance (Å)	Clash overlap (Å)
2:O3:324:LYS:CB	1:O4:222:PRO:HD2	2.34	0.43
2:P1:284:LEU:HD23	2:P1:284:LEU:HA	1.88	0.43
1:P2:1:MET:CE	2:P3:94:GLN:CB	2.96	0.43
2:P5:116:VAL:HG11	2:P5:151:LEU:HD21	2.00	0.43
2:P5:251:ARG:C	1:P6:100:ALA:CB	2.86	0.43
2:P5:293:MET:HE3	2:P5:367:PHE:HD1	1.84	0.43
1:P6:292:THR:HG21	1:P6:331:ALA:HB1	1.99	0.43
2:Q4:161:ASP:OD1	2:Q4:161:ASP:N	2.51	0.43
2:R2:122:LYS:CB	2:S2:291:GLN:CD	2.88	0.43
2:R4:14:ASN:HD21	2:R4:67:ASP:HB2	1.82	0.43
2:R4:256:ASN:OD1	1:R5:182:VAL:HG22	2.19	0.43
1:R5:89:PRO:HD3	1:S5:283:HIS:CE1	2.50	0.43
1:R5:236:SER:HB3	1:R5:243:ARG:HH22	1.84	0.43
2:S4:314:ALA:HB3	2:S4:368:ILE:HB	2.01	0.43
2:S4:351:THR:HG22	1:S5:179:THR:HA	2.01	0.43
2:S4:375:GLN:HA	2:S4:378:PHE:HD2	1.83	0.43
2:S6:172:SER:OG	2:S6:205:GLU:OE1	2.36	0.43
2:S6:210:ILE:O	2:S6:214:THR:OG1	2.30	0.43
2:T0:60:VAL:HG13	2:U0:281:TYR:HA	1.95	0.43
2:T0:191:GLN:NE2	2:T0:195:ASN:OD1	2.49	0.43
1:T1:326:LYS:HD3	2:T2:220:PRO:HG3	1.99	0.43
2:T2:378:PHE:HB3	2:T2:415:MET:HE3	1.99	0.43
2:T4:113:VAL:HG11	2:T4:154:LYS:HZ1	1.84	0.43
2:T4:251:ARG:C	1:T5:100:ALA:CB	2.91	0.43
1:T5:345:ASP:OD2	1:T5:345:ASP:N	2.52	0.43
2:U2:331:LEU:HD11	1:U3:176:GLN:OE1	2.18	0.43
1:U5:198:SER:OG	1:U5:200:CYS:O	2.36	0.43
1:U5:253:THR:HG21	2:U6:103:LYS:HE2	2.00	0.43
1:U5:349:THR:HG23	2:U6:179:VAL:O	2.19	0.43
2:U6:125:GLU:CB	2:V5:336:LYS:HZ2	2.28	0.43
1:V0:437:VAL:HG23	2:V1:391:ARG:HH22	1.84	0.43
2:V1:156:ARG:HH21	2:V1:195:ASN:HA	1.84	0.43
1:V2:56:THR:HG22	1:W2:285:GLN:CA	2.47	0.43
1:W2:288:VAL:HA	1:W2:291:ILE:HG12	2.01	0.43
2:W3:46:ARG:HH22	1:W4:72:PRO:HG2	1.84	0.43
2:W3:252:LYS:HE3	1:W4:101:ASN:ND2	2.34	0.43
5:1A:48:PHE:HB2	5:1A:97:PHE:HE1	1.83	0.43
5:1E:144:HIS:HB3	5:1E:204:THR:CG2	2.48	0.43
5:1F:109:SER:HB3	5:1F:112:ARG:HD2	2.00	0.43
5:2C:112:ARG:HE	5:2C:198:PHE:CB	2.30	0.43
5:2D:163:LEU:HD22	5:2D:165:ASN:HD21	1.84	0.43

Continued on next page...

Continued from previous page...

Atom-1	Atom-2	Interatomic distance (Å)	Clash overlap (Å)
5:2E:130:VAL:HA	5:2E:176:VAL:O	2.17	0.43
5:3C:36:ARG:HH22	5:3D:121:ARG:HH12	1.58	0.43
5:3D:163:LEU:HD22	5:3D:165:ASN:HD21	1.84	0.43
5:7D:163:LEU:HD22	5:7D:165:ASN:HD21	1.84	0.43
5:6D:163:LEU:HD22	5:6D:165:ASN:HD21	1.84	0.43
1:A0:431:ASP:HB2	3:X0:102:ARG:HH22	1.84	0.43
2:A1:36:TYR:HB2	2:A1:59:TYR:HE2	1.83	0.43
1:A6:276:ILE:HD11	1:A6:286:LEU:HD11	2.00	0.43
2:B4:122:LYS:CA	2:C4:291:GLN:NE2	2.48	0.43
1:C1:62:VAL:CG2	1:D1:282:TYR:O	2.67	0.43
2:D2:122:LYS:HD3	2:E2:291:GLN:CD	2.28	0.43
2:D4:324:LYS:HB2	1:D5:222:PRO:HD2	2.01	0.43
1:F5:244:PHE:HB2	1:F5:356:ASN:HD21	1.83	0.43
2:H5:3:GLU:OE2	2:H5:127:CYS:HB3	2.19	0.43
2:I1:3:GLU:HG3	2:I1:127:CYS:HB3	2.00	0.43
2:I1:198:GLU:HG2	2:I1:266:PHE:HE2	1.82	0.43
1:I2:244:PHE:HB2	1:I2:356:ASN:HD21	1.83	0.43
2:I3:161:ASP:OD2	2:I3:161:ASP:N	2.46	0.43
1:K4:128:GLN:HG3	1:L4:290:GLU:CG	2.49	0.43
2:L5:406:MET:HE3	2:L5:406:MET:HB3	1.82	0.43
1:M6:251:ASP:H	1:M6:254:GLU:HB2	1.82	0.43
2:N3:155:ILE:HG22	2:N3:164:MET:HE1	2.00	0.43
2:N3:324:LYS:HG3	1:N4:210:TYR:CD2	2.54	0.43
1:N4:329:ASN:OD1	2:N5:175:VAL:HG22	2.19	0.43
2:N5:87:PRO:CD	2:O5:278:SER:HA	2.49	0.43
1:N6:311:LYS:NZ	1:N6:438:ASP:OD1	2.52	0.43
2:O1:261:PRO:HG3	1:O2:406:HIS:CG	2.54	0.43
1:O4:71:GLU:HB3	1:O4:98:ASP:HB3	2.01	0.43
2:P1:312:THR:HG21	1:P2:404:PHE:HZ	1.84	0.43
1:P4:10:GLY:CA	8:P4:501:GTP:O1B	2.67	0.43
1:P4:276:ILE:HD11	1:P4:286:LEU:HD11	2.01	0.43
1:P6:328:VAL:HG11	1:P6:353:VAL:HG11	2.00	0.43
2:R0:66:VAL:HG12	2:R0:91:VAL:HB	2.01	0.43
2:R0:67:ASP:HA	2:R0:143:THR:HG21	2.01	0.43
2:R0:211:CYS:HA	2:R0:215:LEU:HB2	2.01	0.43
2:R0:344:TRP:CZ3	1:R1:403:ALA:HB2	2.53	0.43
2:S0:186:THR:OG1	2:S0:415:MET:SD	2.76	0.43
2:S0:207:LEU:HD21	2:S0:300:MET:HE3	2.00	0.43
1:S1:93:ILE:HG13	1:S1:118:VAL:HG12	2.01	0.43
1:S3:51:THR:HG22	1:S3:52:PHE:CD1	2.53	0.43
2:S4:261:PRO:HD3	1:S5:406:HIS:CG	2.54	0.43

Continued on next page...

Continued from previous page...

Atom-1	Atom-2	Interatomic distance (Å)	Clash overlap (Å)
2:T0:54:ALA:CA	2:U0:283:ALA:CA	2.59	0.43
1:T3:31:GLN:CB	5:6A:196:VAL:HG22	2.06	0.43
1:T3:88:HIS:CE1	1:U3:280:LYS:HB3	2.54	0.43
1:T3:150:THR:O	1:T3:154:MET:HG2	2.18	0.43
1:T5:89:PRO:HG2	1:U5:280:LYS:HG2	1.90	0.43
1:U1:141:PHE:HB2	1:U1:173:PRO:HD3	2.01	0.43
1:U5:56:THR:CB	1:V4:285:GLN:HB2	2.47	0.43
2:U6:122:LYS:CG	2:V5:291:GLN:HG2	2.49	0.43
1:V0:188:ILE:O	1:V0:191:THR:OG1	2.31	0.43
1:W2:392:ASP:HB3	1:W2:422:ARG:CZ	2.48	0.43
1:W4:90:GLU:CD	3:X2:4:ASN:CG	2.87	0.43
1:W4:90:GLU:CG	3:X2:4:ASN:HB2	2.47	0.43
2:W5:125:GLU:HG2	3:X3:17:ILE:HD13	2.01	0.43
5:1D:163:LEU:HD22	5:1D:165:ASN:HD21	1.84	0.43
5:2D:48:PHE:HB2	5:2D:97:PHE:HE1	1.84	0.43
5:2E:177:THR:OG1	5:2E:180:GLU:HG2	2.19	0.43
5:3C:48:PHE:HB2	5:3C:97:PHE:HE1	1.83	0.43
5:3E:163:LEU:HD22	5:3E:165:ASN:HD21	1.84	0.43
5:4J:116:ILE:HG12	5:4J:202:MET:HE2	2.01	0.43
5:2H:177:THR:O	5:2H:181:PHE:N	2.49	0.43
5:4H:163:LEU:HD22	5:4H:165:ASN:HD21	1.84	0.43
5:6B:116:ILE:HD11	5:6B:198:PHE:HZ	1.82	0.43
5:2G:48:PHE:HB2	5:2G:97:PHE:HE1	1.83	0.43
5:1G:48:PHE:HB2	5:1G:97:PHE:HE1	1.83	0.43
2:B2:39:ASP:OD2	2:B2:43:GLN:NE2	2.52	0.43
2:B2:347:ASN:OD1	1:B3:178:SER:OG	2.34	0.43
2:B4:282:ARG:NH2	2:B4:288:GLU:OE2	2.39	0.43
1:B5:186:ASN:O	1:B5:190:THR:OG1	2.28	0.43
2:C0:52:ASN:OD1	2:C0:62:ARG:NH2	2.52	0.43
2:C0:290:THR:HA	2:C0:293:MET:HG3	2.01	0.43
2:D0:58:LYS:NZ	2:E0:280:GLN:CD	2.76	0.43
2:D2:237:THR:HG22	2:D2:250:LEU:HD11	2.00	0.43
2:D6:380:ARG:HE	2:D6:380:ARG:HB2	1.62	0.43
1:E1:60:LYS:CE	1:F1:282:TYR:C	2.91	0.43
1:E1:298:PRO:HB3	1:E1:307:PRO:HD2	2.01	0.43
2:E2:58:LYS:HE2	2:F2:281:TYR:HA	1.99	0.43
1:E3:85:GLN:OE1	1:F3:279:GLU:OE2	2.37	0.43
1:E5:62:VAL:HG22	1:F5:283:HIS:CB	2.49	0.43
2:E6:321:MET:HE1	2:E6:326:VAL:HG23	2.01	0.43
2:F0:403:MET:HE3	2:F0:403:MET:HB2	1.93	0.43
1:F1:241:SER:HB2	1:F1:249:ASN:HB2	2.01	0.43

Continued on next page...

Continued from previous page...

Atom-1	Atom-2	Interatomic distance (Å)	Clash overlap (Å)
2:F6:122:LYS:HE3	2:G5:291:GLN:HB2	2.00	0.43
2:F6:178:THR:HB	2:F6:181:GLU:HB2	2.01	0.43
1:G4:88:HIS:CE1	1:G4:90:GLU:HB2	2.54	0.43
2:H5:86:ARG:HG3	2:I5:278:SER:OG	2.18	0.43
2:I5:147:MET:HE2	2:I5:147:MET:HB3	1.83	0.43
2:I5:323:MET:HE2	1:I6:224:TYR:CZ	2.54	0.43
1:J3:138:PHE:HZ	1:J3:235:VAL:HG21	1.83	0.43
1:J3:195:LEU:HD23	1:J3:195:LEU:HA	1.89	0.43
1:J5:32:PRO:CG	5:1G:200:ILE:CD1	2.91	0.43
2:K1:87:PRO:HG2	2:L1:277:GLY:C	2.44	0.43
1:K2:5:ILE:HD12	1:K2:125:LEU:HD23	2.00	0.43
1:K2:168:GLU:HB3	1:K2:201:ALA:HA	2.01	0.43
1:L4:88:HIS:HE1	1:M4:280:LYS:HB3	1.83	0.43
2:L5:2:ARG:NH1	1:L6:73:THR:HG21	2.19	0.43
2:L5:163:ILE:HD13	2:L5:163:ILE:HA	1.92	0.43
1:L6:60:LYS:HZ3	1:M6:282:TYR:HB3	1.84	0.43
1:M0:311:LYS:H	1:M0:382:THR:HB	1.84	0.43
2:N1:58:LYS:HD3	2:O1:280:GLN:HB2	2.01	0.43
2:N1:60:VAL:CG1	2:O1:281:TYR:CB	2.84	0.43
1:N2:40:LYS:HE2	1:N2:40:LYS:HB3	1.87	0.43
2:N3:331:LEU:CD1	1:N4:176:GLN:OE1	2.59	0.43
2:O1:330:MET:O	2:O1:333:VAL:HG12	2.18	0.43
1:O2:88:HIS:CE1	1:P2:280:LYS:CE	2.98	0.43
1:O2:269:LEU:HD22	1:O2:303:VAL:HG21	2.00	0.43
1:O2:346:TRP:O	2:O3:388:MET:HG2	2.19	0.43
2:O3:125:GLU:CG	2:P3:336:LYS:HE3	2.48	0.43
1:O4:89:PRO:HD2	1:P4:280:LYS:HG2	2.01	0.43
1:O4:128:GLN:NE2	1:P4:290:GLU:OE1	2.52	0.43
1:O6:62:VAL:HG21	1:P6:283:HIS:HB3	2.01	0.43
1:P2:50:ASN:O	1:P2:64:ARG:NH1	2.44	0.43
2:P3:164:MET:HE2	2:P3:164:MET:HB2	1.92	0.43
2:P3:184:ASN:OD1	2:P3:398:TYR:OH	2.34	0.43
1:P4:337:THR:O	1:P4:339:ARG:NH1	2.51	0.43
2:P5:12:CYS:CB	9:P5:501:GDP:O1A	2.67	0.43
2:Q0:86:ARG:N	2:R0:281:TYR:CD1	2.87	0.43
2:Q2:389:PHE:HE2	6:9B:519:TRP:CG	2.28	0.43
1:Q3:346:TRP:CZ3	2:Q4:393:ALA:CB	3.01	0.43
1:Q5:89:PRO:HB2	1:R5:280:LYS:HD2	2.01	0.43
1:Q5:262:TYR:HB2	1:Q5:265:ILE:HD12	2.01	0.43
1:Q5:388:TRP:HZ3	1:Q5:432:TYR:HE2	1.67	0.43
2:R0:7:LEU:HD22	2:R0:135:LEU:HD13	2.01	0.43

Continued on next page...

Continued from previous page...

Atom-1	Atom-2	Interatomic distance (Å)	Clash overlap (Å)
1:R1:201:ALA:HB3	1:R1:267:PHE:HD1	1.84	0.43
2:R4:63:ALA:O	2:R4:89:ASN:ND2	2.52	0.43
2:S2:1:MET:HG3	1:S3:96:LYS:HD2	2.01	0.43
2:S2:86:ARG:CD	2:T2:281:TYR:HB3	2.41	0.43
2:S4:409:THR:HG1	6:9A:429:TYR:HE1	1.56	0.43
2:S6:257:MET:HE3	2:S6:314:ALA:HB2	2.00	0.43
1:T3:142:GLY:HA2	1:T3:183:GLU:HG3	1.99	0.43
1:T5:334:THR:O	1:T5:337:THR:OG1	2.34	0.43
2:T6:330:MET:SD	2:T6:349:VAL:HG11	2.59	0.43
2:U2:273:LEU:HD12	2:U2:273:LEU:HA	1.81	0.43
1:U5:265:ILE:HG12	1:U5:432:TYR:HE1	1.84	0.43
2:U6:221:THR:HG23	2:U6:223:GLY:H	1.84	0.43
2:U6:318:ARG:HH11	2:U6:358:PRO:HD3	1.84	0.43
2:V1:46:ARG:NH2	1:V2:73:THR:HA	2.34	0.43
2:V3:58:LYS:HD3	2:W3:280:GLN:HB3	1.99	0.43
1:W0:185:TYR:CZ	1:W0:398:MET:HE2	2.54	0.43
1:W2:90:GLU:CD	3:X1:4:ASN:HD22	2.25	0.43
2:W5:257:MET:HE1	2:W5:368:ILE:HG21	2.01	0.43
5:1D:48:PHE:HB2	5:1D:97:PHE:HE1	1.83	0.43
5:1F:177:THR:OG1	5:1F:180:GLU:HG2	2.19	0.43
5:2A:101:LEU:O	5:2A:105:ARG:HG3	2.19	0.43
5:2A:188:VAL:O	5:2A:189:SER:C	2.61	0.43
5:2B:206:TRP:O	5:2B:207:LYS:C	2.61	0.43
5:3E:130:VAL:HA	5:3E:176:VAL:O	2.18	0.43
5:3F:130:VAL:HA	5:3F:176:VAL:O	2.17	0.43
5:3J:163:LEU:HD22	5:3J:165:ASN:HD21	1.84	0.43
6:9B:518:LYS:O	6:9B:522:LYS:HG3	2.19	0.43
6:9B:523:LYS:O	6:9B:527:LEU:HG	2.18	0.43
6:9B:559:ALA:HA	6:9B:562:LYS:HD2	2.00	0.43
5:2H:163:LEU:HD22	5:2H:165:ASN:HD21	1.84	0.43
5:7C:163:LEU:HD22	5:7C:165:ASN:HD21	1.84	0.43
5:6C:163:LEU:HD22	5:6C:165:ASN:HD21	1.84	0.43
5:5B:48:PHE:HB2	5:5B:97:PHE:HE1	1.83	0.43
5:5D:163:LEU:HD22	5:5D:165:ASN:HD21	1.84	0.43
1:A0:283:HIS:CD2	1:M0:85:GLN:O	2.70	0.43
2:A1:53:GLU:O	2:B0:283:ALA:HB2	2.18	0.43
2:A3:172:SER:OG	2:A3:203:ASP:OD2	2.35	0.43
1:D1:69:ASP:OD1	1:D1:70:LEU:N	2.52	0.43
1:D5:253:THR:HG23	2:D6:98:GLY:HA3	2.00	0.43
1:D5:422:ARG:HA	1:D5:422:ARG:HD2	1.88	0.43
2:E0:178:THR:HB	2:E0:181:GLU:HB3	2.01	0.43

Continued on next page...

Continued from previous page...

Atom-1	Atom-2	Interatomic distance (Å)	Clash overlap (Å)
1:E1:112:LYS:HB2	1:E1:112:LYS:HE2	1.85	0.43
1:E3:209:ILE:HG12	1:E3:302:MET:HE2	1.99	0.43
1:F1:320:ARG:HD2	1:F1:356:ASN:HB3	1.99	0.43
2:F4:61:PRO:HD3	2:F4:84:ILE:HG22	2.00	0.43
2:F4:83:GLN:O	2:G3:281:TYR:CE2	2.64	0.43
1:F5:60:LYS:CD	1:G4:282:TYR:O	2.66	0.43
2:G1:272:PRO:HG3	2:G1:364:SER:HA	2.01	0.43
1:H0:224:TYR:O	1:H0:228:ASN:ND2	2.51	0.43
2:H3:36:TYR:HB2	2:H3:59:TYR:HE2	1.84	0.43
1:H4:67:PHE:HB2	1:H4:92:LEU:HD23	2.01	0.43
1:H4:395:PHE:HE2	1:H4:422:ARG:HB2	1.84	0.43
2:H5:249:ASP:OD1	2:H5:249:ASP:N	2.51	0.43
1:I4:56:THR:OG1	1:I4:60:LYS:O	2.34	0.43
2:I5:33:THR:CG2	1:J5:282:TYR:OH	2.66	0.43
2:I5:250:LEU:HD23	2:I5:253:LEU:HD12	2.00	0.43
2:J6:406:MET:HG2	2:N5:306:ARG:NE	1.78	0.43
1:L0:98:ASP:OD1	1:L0:98:ASP:N	2.52	0.43
2:L3:14:ASN:HB3	2:L3:76:VAL:HG21	2.00	0.43
2:L3:86:ARG:C	2:M3:281:TYR:CE2	2.83	0.43
1:L4:192:HIS:NE2	1:L4:424:ASP:OD2	2.52	0.43
1:M0:98:ASP:OD1	1:M0:98:ASP:N	2.50	0.43
1:N2:60:LYS:HD3	1:O2:282:TYR:CE1	2.54	0.43
1:N2:124:LYS:HE2	1:O2:297:GLU:OE1	2.17	0.43
2:N3:60:VAL:HG11	2:O3:281:TYR:HA	2.00	0.43
2:N3:323:MET:SD	1:N4:224:TYR:CD1	3.11	0.43
2:N3:345:ILE:HG23	1:N4:398:MET:SD	2.58	0.43
1:N4:258:ASN:HB3	2:N5:179:VAL:HG12	2.01	0.43
1:N4:324:VAL:HG11	2:N5:219:THR:HB	2.00	0.43
2:N5:68:LEU:HD22	2:N5:108:GLU:HG2	2.01	0.43
2:N5:167:PHE:CE2	2:N5:233:MET:HG2	2.53	0.43
2:N5:316:VAL:HB	2:N5:366:THR:HB	2.01	0.43
2:O1:2:ARG:HH12	1:O2:71:GLU:CG	2.30	0.43
2:O1:276:ARG:HG2	4:Y0:57:LEU:CD1	2.48	0.43
2:O1:318:ARG:HB3	2:O1:357:PRO:HA	1.99	0.43
2:P1:102:ALA:HB2	2:P1:403:MET:HE3	2.00	0.43
1:P2:171:ILE:HD13	1:P2:204:VAL:HG23	2.01	0.43
1:P2:326:LYS:HD3	2:P3:220:PRO:HG2	1.93	0.43
1:P4:40:LYS:HA	1:P4:40:LYS:HD3	1.89	0.43
1:P4:88:HIS:HE2	1:Q3:284:GLU:CG	2.29	0.43
2:P5:331:LEU:HD22	1:P6:177:VAL:HG13	2.00	0.43
1:P6:79:ARG:NH1	1:P6:94:THR:OG1	2.52	0.43

Continued on next page...

Continued from previous page...

Atom-1	Atom-2	Interatomic distance (Å)	Clash overlap (Å)
1:Q3:324:VAL:HA	1:Q3:325:PRO:HD3	1.95	0.43
1:Q5:50:ASN:O	1:Q5:64:ARG:NH1	2.51	0.43
2:R2:165:ASN:ND2	2:R2:200:TYR:OH	2.44	0.43
2:R4:385:PHE:O	6:9A:476:TRP:CZ3	2.72	0.43
1:R5:124:LYS:HA	1:R5:124:LYS:HD2	1.87	0.43
2:R6:238:THR:HB	2:R6:318:ARG:HH21	1.84	0.43
2:R6:379:LYS:HE2	2:R6:380:ARG:HH21	1.83	0.43
2:S0:314:ALA:HB3	2:S0:368:ILE:HB	2.00	0.43
1:S1:364:PRO:HD3	5:7B:197:TYR:HD1	1.84	0.43
2:S2:331:LEU:HD11	1:S3:176:GLN:CG	2.38	0.43
2:S2:346:PRO:CB	1:S3:394:LYS:HD2	2.49	0.43
1:S5:12:ALA:CB	8:S5:501:GTP:N9	2.82	0.43
1:S5:12:ALA:CA	8:S5:501:GTP:C8	3.02	0.43
1:S5:435:VAL:C	2:S6:391:ARG:NH2	2.76	0.43
1:T3:353:VAL:HG22	2:T4:177:ASP:CG	2.43	0.43
2:T4:256:ASN:CG	1:T5:182:VAL:HG22	2.41	0.43
1:U3:115:ILE:HD12	1:U3:152:LEU:HG	2.01	0.43
1:U5:56:THR:HG23	1:V4:284:GLU:C	2.40	0.43
1:V0:207:GLU:HB3	1:V0:304:LYS:HG3	2.01	0.43
2:V3:139:LEU:HB2	2:V3:171:PRO:HD3	2.01	0.43
1:V4:42:ILE:H	7:8C:313:ARG:HH22	1.65	0.43
1:V4:311:LYS:HD2	1:V4:342:GLN:HB3	2.01	0.43
1:W0:71:GLU:HB3	1:W0:98:ASP:HB3	2.01	0.43
2:W1:302:ALA:HB3	2:W1:380:ARG:HH22	1.83	0.43
1:W2:324:VAL:HG23	1:W2:327:ASP:OD2	2.17	0.43
2:W3:322:SER:HA	1:W4:223:THR:HB	2.01	0.43
5:2A:199:ILE:HG23	5:2A:203:ARG:CD	2.48	0.43
5:2F:36:ARG:NH2	5:2G:121:ARG:NH1	2.67	0.43
5:3H:163:LEU:HD22	5:3H:165:ASN:HD21	1.84	0.43
5:3J:177:THR:OG1	5:3J:180:GLU:HG2	2.19	0.43
5:2J:163:LEU:HD22	5:2J:165:ASN:HD21	1.84	0.43
5:7B:71:TYR:C	5:7C:121:ARG:CZ	2.90	0.43
5:6D:188:VAL:O	5:6D:189:SER:C	2.60	0.43
5:2G:108:MET:HG3	5:2G:186:ALA:HA	2.01	0.43
1:A0:98:ASP:OD1	1:A0:98:ASP:N	2.51	0.42
1:A6:75:ILE:HG22	1:A6:79:ARG:HD2	2.01	0.42
1:A6:416:GLY:O	3:X3:108:TYR:CE1	2.68	0.42
1:B1:334:THR:O	1:B1:337:THR:OG1	2.36	0.42
2:B4:214:THR:O	2:B4:275:SER:OG	2.37	0.42
1:C3:240:ALA:HA	1:C3:243:ARG:HG2	2.01	0.42
2:D0:1:MET:HE3	2:D0:2:ARG:HH21	1.84	0.42

Continued on next page...

Continued from previous page...

Atom-1	Atom-2	Interatomic distance (Å)	Clash overlap (Å)
1:D1:304:LYS:HD2	1:D1:304:LYS:HA	1.74	0.42
2:D2:235:GLY:HA3	2:D2:366:THR:HG21	2.00	0.42
2:D4:125:GLU:OE2	2:D4:159:TYR:OH	2.34	0.42
1:D5:55:GLU:O	1:E5:285:GLN:CG	2.67	0.42
1:D5:328:VAL:HG11	1:D5:353:VAL:HG11	2.01	0.42
2:D6:73:MET:HA	2:D6:76:VAL:HG12	2.01	0.42
2:D6:83:GLN:HG2	2:E6:281:TYR:CZ	2.54	0.42
2:E2:58:LYS:HZ1	2:F2:280:GLN:CD	2.16	0.42
2:E6:318:ARG:NH1	2:E6:356:ILE:O	2.52	0.42
1:F1:320:ARG:HG2	1:F1:360:PRO:HG3	1.99	0.42
2:F2:244:GLY:H	2:F2:247:ASN:HD21	1.67	0.42
2:F4:257:MET:SD	2:F4:312:THR:OG1	2.69	0.42
1:F5:164:LYS:HD2	1:F5:164:LYS:HA	1.67	0.42
1:G0:7:ILE:HB	1:G0:137:VAL:HG22	2.01	0.42
2:G1:11:GLN:HG3	2:G1:15:GLN:HE22	1.83	0.42
2:G1:193:VAL:HG21	2:G1:262:ARG:HH21	1.84	0.42
1:G2:278:ALA:HB1	5:3I:6:ARG:NH1	2.33	0.42
2:G3:178:THR:HG22	2:G3:180:VAL:H	1.84	0.42
1:G4:210:TYR:HE1	1:G4:227:LEU:HD21	1.84	0.42
2:G5:84:ILE:C	2:H5:281:TYR:CD1	2.97	0.42
2:H1:58:LYS:HB3	2:H1:58:LYS:HE3	1.82	0.42
1:H4:154:MET:SD	1:H4:166:LYS:HD2	2.59	0.42
2:H5:141:GLY:O	2:H5:145:SER:OG	2.27	0.42
2:I1:86:ARG:HE	1:J1:284:GLU:CG	2.31	0.42
1:I2:406:HIS:HA	1:I2:409:VAL:HG22	2.00	0.42
2:I5:155:ILE:HG23	2:I5:159:TYR:HD2	1.82	0.42
1:I6:24:TYR:HE1	1:I6:236:SER:HB2	1.83	0.42
2:J2:58:LYS:HE3	2:J2:58:LYS:HB3	1.74	0.42
1:K0:251:ASP:HB3	1:K0:254:GLU:HG3	2.01	0.42
2:K1:55:THR:HB	2:L1:284:LEU:HD12	2.01	0.42
2:K1:207:LEU:HB3	2:K1:225:LEU:HG	2.01	0.42
2:L5:2:ARG:HB3	2:L5:131:GLN:HG3	2.01	0.42
1:L6:57:GLY:HA3	1:M6:372:GLN:HE22	1.84	0.42
1:L6:120:ASP:OD1	1:M6:297:GLU:OE2	2.37	0.42
1:L6:192:HIS:NE2	1:L6:424:ASP:OD2	2.52	0.42
1:N2:33:ASP:OD2	1:O2:282:TYR:OH	2.37	0.42
1:N2:258:ASN:ND2	2:N3:178:THR:CG2	2.82	0.42
2:N5:313:VAL:HB	2:N5:349:VAL:HG22	2.00	0.42
1:O4:12:ALA:HB1	8:O4:501:GTP:C8	2.45	0.42
1:P2:348:PRO:CB	2:P3:384:GLN:HG2	2.49	0.42
2:P3:245:GLN:HE22	1:P4:223:THR:CG2	2.32	0.42

Continued on next page...

Continued from previous page...

Atom-1	Atom-2	Interatomic distance (Å)	Clash overlap (Å)
2:Q4:63:ALA:O	2:Q4:89:ASN:ND2	2.47	0.42
2:Q4:247:ASN:OD1	1:Q5:11:GLN:NE2	2.52	0.42
1:Q5:107:HIS:HA	1:Q5:152:LEU:HD22	2.01	0.42
2:R0:222:TYR:CD2	9:R0:501:GDP:C6	3.07	0.42
2:R0:246:LEU:HD13	8:R1:501:GTP:H5"	1.92	0.42
2:R0:249:ASP:OD1	2:R0:252:LYS:N	2.43	0.42
1:R1:346:TRP:CE3	2:R2:388:MET:HG3	2.54	0.42
1:R5:145:THR:H	8:R5:501:GTP:PG	2.29	0.42
1:R5:322:ASP:HB3	1:R5:373:ARG:HD2	2.01	0.42
2:S0:244:GLY:H	2:S0:247:ASN:HD21	1.67	0.42
1:S1:108:TYR:O	1:S1:112:LYS:NZ	2.37	0.42
1:S3:56:THR:HG22	1:T3:285:GLN:CA	2.49	0.42
1:S3:89:PRO:HD2	1:T3:280:LYS:HG3	2.01	0.42
1:S5:60:LYS:CG	1:T5:282:TYR:CE1	2.99	0.42
1:T1:32:PRO:HD2	5:7A:199:ILE:HB	2.01	0.42
2:T2:83:GLN:C	2:U2:281:TYR:HH	2.25	0.42
1:T3:260:VAL:CG2	2:T4:397:TRP:CH2	2.83	0.42
1:T3:402:ARG:HG2	1:T3:405:VAL:HG21	2.00	0.42
2:T4:289:LEU:O	2:T4:293:MET:HB2	2.19	0.42
2:U0:164:MET:HB2	2:U0:197:ASP:H	1.84	0.42
2:U4:58:LYS:HZ2	2:V3:280:GLN:C	2.27	0.42
1:U5:4:CYS:HB2	1:U5:52:PHE:HE1	1.83	0.42
1:U5:14:VAL:O	1:U5:18:ASN:N	2.49	0.42
1:U5:262:TYR:HB2	1:U5:265:ILE:HD12	2.01	0.42
1:V0:350:GLY:HA2	2:V1:179:VAL:HG23	2.01	0.42
2:V3:141:GLY:O	2:V3:145:SER:OG	2.28	0.42
2:W1:127:CYS:O	3:X1:17:ILE:CG2	2.61	0.42
2:W5:125:GLU:CD	3:X3:17:ILE:HD11	2.44	0.42
3:X0:73:LEU:HA	3:X0:74:PRO:HD3	1.89	0.42
5:1E:130:VAL:HA	5:1E:176:VAL:O	2.17	0.42
5:2A:163:LEU:HD22	5:2A:165:ASN:HD21	1.84	0.42
5:2B:177:THR:OG1	5:2B:180:GLU:HG2	2.18	0.42
5:2C:163:LEU:HD22	5:2C:165:ASN:HD21	1.84	0.42
5:3C:177:THR:OG1	5:3C:180:GLU:HG2	2.19	0.42
5:3G:163:LEU:HD22	5:3G:165:ASN:HD21	1.84	0.42
6:9B:616:ILE:HA	6:9B:619:LYS:HD2	2.01	0.42
5:2H:154:SER:O	5:2H:155:GLU:C	2.61	0.42
5:2I:163:LEU:HD22	5:2I:165:ASN:HD21	1.84	0.42
5:4I:109:SER:HB3	5:4I:112:ARG:HD2	2.02	0.42
5:6A:30:ARG:HD3	5:6A:106:PRO:HA	2.01	0.42
5:6A:48:PHE:HB2	5:6A:97:PHE:HE1	1.83	0.42

Continued on next page...

Continued from previous page...

Atom-1	Atom-2	Interatomic distance (Å)	Clash overlap (Å)
5:6A:112:ARG:HB3	5:6A:198:PHE:HD2	1.84	0.42
5:5C:163:LEU:HD22	5:5C:165:ASN:HD21	1.84	0.42
5:5D:177:THR:OG1	5:5D:180:GLU:HG2	2.18	0.42
1:A2:175:PRO:O	1:A2:394:LYS:NZ	2.41	0.42
2:A3:180:VAL:HG23	2:A3:184:ASN:HD21	1.84	0.42
2:A5:283:ALA:HB2	2:M5:54:ALA:HA	0.59	0.42
2:A5:289:LEU:HD23	2:A5:365:ALA:HB2	2.00	0.42
2:B0:83:GLN:HG2	2:C0:281:TYR:OH	2.19	0.42
1:B1:90:GLU:HG3	1:C1:280:LYS:HD3	2.00	0.42
2:C0:226:ASN:OD1	9:C0:501:GDP:N1	2.48	0.42
1:C1:135:PHE:HZ	1:C1:161:TYR:HD2	1.66	0.42
2:C2:52:ASN:OD1	2:C2:62:ARG:NH2	2.52	0.42
2:D0:198:GLU:HG3	2:D0:266:PHE:CE2	2.54	0.42
2:D2:122:LYS:HE2	2:D2:122:LYS:HB3	1.84	0.42
1:D3:185:TYR:HE1	1:D3:398:MET:HG3	1.84	0.42
1:D5:55:GLU:O	1:E5:285:GLN:CD	2.62	0.42
2:E6:221:THR:HG22	2:E6:223:GLY:H	1.83	0.42
2:E6:292:GLN:O	2:E6:298:ASN:ND2	2.50	0.42
2:F0:314:ALA:HB3	2:F0:368:ILE:HB	2.00	0.42
2:F2:16:ILE:HG21	2:F2:136:THR:HG21	2.01	0.42
2:F2:282:ARG:NH2	2:F2:292:GLN:OE1	2.52	0.42
1:F5:231:ILE:HA	1:F5:234:ILE:HD12	2.01	0.42
1:H0:89:PRO:HB2	1:I0:280:LYS:CG	2.48	0.42
2:H3:137:HIS:O	2:H3:168:SER:HA	2.19	0.42
2:J0:267:MET:HE2	2:J0:299:MET:SD	2.60	0.42
2:J0:375:GLN:HE21	2:J0:419:VAL:HB	1.83	0.42
2:K1:74:ASP:OD1	2:K1:77:ARG:NH1	2.49	0.42
2:L1:86:ARG:NH1	2:M1:282:ARG:N	2.67	0.42
2:L1:380:ARG:HA	2:L1:383:GLU:HG2	1.99	0.42
2:L5:325:GLU:OE1	1:L6:221:ARG:NH2	2.37	0.42
1:M2:47:ASP:OD2	1:M2:47:ASP:N	2.52	0.42
2:N1:118:ASP:OD2	2:O1:297:LYS:HG3	2.19	0.42
1:N4:62:VAL:HG22	1:O4:283:HIS:HA	1.42	0.42
1:N4:255:PHE:HA	1:N4:258:ASN:HB2	2.02	0.42
1:N4:274:PRO:HG3	1:N4:286:LEU:HD13	2.00	0.42
1:N6:319:TYR:HB3	1:N6:323:VAL:HG21	2.01	0.42
1:O0:224:TYR:CE2	8:O0:501:GTP:C5	3.06	0.42
2:O3:5:VAL:HG22	2:O3:62:ARG:HD2	2.01	0.42
2:O5:15:GLN:HB3	4:Y2:204:MET:HE1	1.78	0.42
2:O5:58:LYS:HZ2	2:P5:280:GLN:HE21	1.64	0.42
1:P4:399:TYR:OH	1:P4:402:ARG:NH2	2.53	0.42

Continued on next page...

Continued from previous page...

Atom-1	Atom-2	Interatomic distance (Å)	Clash overlap (Å)
2:P5:259:PRO:HA	1:P6:404:PHE:CA	2.49	0.42
2:Q0:73:MET:HE1	2:Q0:92:PHE:HA	2.01	0.42
1:Q1:2:ARG:NH1	2:Q2:70:PRO:HG2	2.34	0.42
1:Q1:89:PRO:CG	1:R1:280:LYS:HG2	2.49	0.42
1:Q3:351:PHE:O	2:Q4:178:THR:N	2.52	0.42
2:Q4:52:ASN:OD1	2:Q4:62:ARG:NH2	2.52	0.42
2:R0:84:ILE:C	2:S0:281:TYR:HE1	2.26	0.42
2:R0:166:THR:OG1	2:R0:198:GLU:O	2.35	0.42
1:R1:381:THR:HG22	1:R1:383:ALA:H	1.84	0.42
2:R2:167:PHE:HD2	2:R2:202:ILE:HD11	1.84	0.42
2:R2:256:ASN:HD21	1:R3:180:ALA:HB1	1.84	0.42
1:S3:144:GLY:CA	8:S3:501:GTP:O2G	2.68	0.42
1:S5:88:HIS:CE1	1:T5:280:LYS:CA	3.02	0.42
1:T3:7:ILE:O	1:T3:137:VAL:HA	2.19	0.42
1:T5:249:ASN:OD1	2:T6:11:GLN:OE1	2.38	0.42
2:T6:293:MET:HB3	2:T6:367:PHE:HB2	2.01	0.42
2:T6:316:VAL:HG13	2:T6:352:ALA:HB3	2.01	0.42
2:T6:319:GLY:N	2:T6:354:CYS:O	2.48	0.42
1:U1:274:PRO:HG2	1:U1:371:VAL:HG21	2.01	0.42
2:U4:385:PHE:HZ	2:U4:408:PHE:HB3	1.84	0.42
1:U5:143:GLY:H	8:U5:501:GTP:H5'	1.85	0.42
1:U5:146:GLY:H	8:U5:501:GTP:PB	2.41	0.42
1:U5:348:PRO:HG3	2:U6:384:GLN:HG2	2.00	0.42
2:V1:4:ILE:HB	2:V1:50:TYR:HE1	1.83	0.42
2:V1:54:ALA:CB	2:W1:282:ARG:O	2.67	0.42
2:V1:331:LEU:HD22	1:V2:177:VAL:CG1	2.50	0.42
1:V2:353:VAL:HG12	2:V3:177:ASP:CG	2.44	0.42
2:V3:271:ALA:HB3	2:V3:272:PRO:HD3	2.00	0.42
2:W1:22:GLU:HA	2:W1:81:PHE:HD2	1.85	0.42
3:X0:48:GLU:OE2	3:X0:161:ARG:NE	2.52	0.42
5:1D:112:ARG:HE	5:1D:195:ASP:HA	1.84	0.42
5:2A:112:ARG:HE	5:2A:195:ASP:HA	1.84	0.42
5:3C:49:ARG:HH12	5:3C:180:GLU:HB3	1.84	0.42
5:4J:48:PHE:HB2	5:4J:97:PHE:HE1	1.83	0.42
5:2H:48:PHE:HB2	5:2H:97:PHE:HE1	1.84	0.42
5:3I:109:SER:HB3	5:3I:112:ARG:HD2	2.02	0.42
5:2J:177:THR:OG1	5:2J:180:GLU:HG2	2.19	0.42
5:7A:112:ARG:HB3	5:7A:198:PHE:HD2	1.84	0.42
5:6B:194:THR:O	5:6B:197:TYR:HB3	2.19	0.42
5:6D:48:PHE:HB2	5:6D:97:PHE:HE1	1.84	0.42
5:5A:200:ILE:O	5:5A:201:MET:C	2.62	0.42

Continued on next page...

Continued from previous page...

Atom-1	Atom-2	Interatomic distance (Å)	Clash overlap (Å)
5:5B:163:LEU:HD22	5:5B:165:ASN:HD21	1.84	0.42
5:1G:163:LEU:HD22	5:1G:165:ASN:HD21	1.84	0.42
2:A1:313:VAL:HB	2:A1:349:VAL:HG22	2.02	0.42
1:A2:250:VAL:HG11	1:A2:255:PHE:HB3	2.00	0.42
2:A3:132:GLY:HA3	2:A3:163:ILE:HG22	2.00	0.42
2:B4:86:ARG:NH2	2:C4:282:ARG:HA	2.33	0.42
2:C2:77:ARG:HH11	2:D2:281:TYR:HH	1.56	0.42
2:C2:271:ALA:CB	2:C2:365:ALA:HB3	2.46	0.42
2:C4:122:LYS:CE	2:D4:288:GLU:OE1	2.56	0.42
1:D1:79:ARG:HH22	1:D1:94:THR:HG1	1.65	0.42
2:D4:204:ASN:ND2	9:D4:501:GDP:N3	2.67	0.42
1:D5:187:SER:HB2	1:D5:391:LEU:HD21	2.00	0.42
1:E3:62:VAL:HG22	1:F3:283:HIS:HD2	1.82	0.42
2:E6:27:GLU:OE1	2:E6:318:ARG:NH2	2.52	0.42
2:E6:113:VAL:HG23	2:E6:151:LEU:HD22	2.00	0.42
1:F1:271:THR:OG1	1:F1:301:GLN:OE1	2.34	0.42
2:F4:330:MET:HB2	2:F4:330:MET:HE2	1.83	0.42
2:F6:216:LYS:HA	2:F6:216:LYS:HD3	1.79	0.42
1:G4:252:LEU:HD12	1:G4:255:PHE:HE1	1.84	0.42
1:H0:98:ASP:OD2	1:H0:99:ALA:N	2.52	0.42
1:H0:107:HIS:CE1	1:H0:152:LEU:HB3	2.54	0.42
2:H3:6:HIS:O	2:H3:63:ALA:HA	2.19	0.42
1:H4:364:PRO:HG3	5:2H:197:TYR:CD2	2.54	0.42
1:I0:93:ILE:HD11	1:I0:121:ARG:HG3	2.00	0.42
2:I3:162:ARG:HD3	2:I3:162:ARG:HA	1.74	0.42
1:I4:41:THR:HB	5:1G:160:ARG:HD3	2.02	0.42
2:J0:284:LEU:HD12	2:J0:284:LEU:HA	1.92	0.42
1:L2:298:PRO:HB3	1:L2:307:PRO:HD2	2.01	0.42
2:L5:58:LYS:HE3	2:L5:58:LYS:HB3	1.77	0.42
2:L5:216:LYS:HD3	2:L5:216:LYS:HA	1.86	0.42
2:N3:60:VAL:HG11	2:O3:281:TYR:CB	2.49	0.42
2:N5:119:VAL:O	2:N5:123:GLU:HG2	2.20	0.42
2:N5:139:LEU:HB2	2:N5:171:PRO:HD3	2.00	0.42
1:N6:121:ARG:HD2	1:N6:121:ARG:HA	1.72	0.42
1:N6:171:ILE:CG2	8:N6:501:GTP:C1'	2.75	0.42
2:O1:275:SER:O	2:O1:279:GLN:HG2	2.20	0.42
2:O3:313:VAL:HB	2:O3:349:VAL:HG22	2.01	0.42
2:P3:346:PRO:CG	1:P4:394:LYS:CG	2.74	0.42
1:P4:396:ASP:HB3	1:P4:422:ARG:NH1	2.35	0.42
2:Q0:31:ASP:OD1	2:Q0:31:ASP:N	2.47	0.42
2:Q0:58:LYS:HE2	2:R0:280:GLN:CG	2.41	0.42

Continued on next page...

Continued from previous page...

Atom-1	Atom-2	Interatomic distance (Å)	Clash overlap (Å)
2:Q2:410:GLU:HG3	6:9B:518:LYS:CE	2.30	0.42
2:Q2:410:GLU:N	6:9B:518:LYS:HD3	2.34	0.42
2:Q4:323:MET:HE2	1:Q5:224:TYR:CZ	2.54	0.42
1:Q5:85:GLN:C	1:R5:283:HIS:HE2	2.26	0.42
1:R1:88:HIS:NE2	1:S1:284:GLU:N	2.67	0.42
1:R1:254:GLU:HB2	2:R2:98:GLY:HA2	2.02	0.42
2:R2:255:VAL:HG11	1:R3:101:ASN:O	2.18	0.42
2:R4:172:SER:OG	2:R4:205:GLU:OE2	2.37	0.42
2:R4:386:THR:CB	6:9A:479:MET:HE3	2.49	0.42
2:S0:83:GLN:O	2:T0:281:TYR:OH	2.32	0.42
1:S1:265:ILE:HG22	1:S1:380:ASN:HD21	1.84	0.42
2:S2:331:LEU:CD2	1:S3:176:GLN:HG2	2.49	0.42
2:S2:344:TRP:CD1	2:S2:344:TRP:H	2.38	0.42
2:S4:19:LYS:NZ	2:S4:223:GLY:O	2.52	0.42
2:S4:58:LYS:HD2	2:T4:280:GLN:C	2.43	0.42
1:S5:90:GLU:OE1	1:T5:280:LYS:CD	2.50	0.42
1:S5:171:ILE:HG12	8:S5:501:GTP:C2	2.54	0.42
1:T3:7:ILE:HB	1:T3:137:VAL:HG22	2.00	0.42
1:T5:196:GLU:OE2	1:T5:197:HIS:NE2	2.52	0.42
1:U3:127:ASP:CG	1:V2:338:LYS:NZ	2.66	0.42
1:U5:109:THR:O	1:U5:112:LYS:NZ	2.52	0.42
1:U5:123:ARG:HD2	1:V4:338:LYS:CE	2.42	0.42
2:V1:5:VAL:HG23	2:V1:130:LEU:HD11	2.00	0.42
1:V2:258:ASN:HB3	2:V3:179:VAL:HG12	2.01	0.42
1:V4:56:THR:HG22	1:W4:285:GLN:HB3	2.01	0.42
1:W0:99:ALA:HB3	8:W0:501:GTP:O2G	2.20	0.42
2:W3:256:ASN:ND2	1:W4:101:ASN:HD22	2.15	0.42
1:W4:326:LYS:HE3	2:W5:220:PRO:CG	2.49	0.42
5:1A:49:ARG:HH12	5:1A:180:GLU:HB3	1.84	0.42
5:1A:163:LEU:HD22	5:1A:165:ASN:HD21	1.84	0.42
5:1E:163:LEU:HD22	5:1E:165:ASN:HD21	1.84	0.42
5:2C:112:ARG:HB3	5:2C:198:PHE:HD2	1.84	0.42
5:2D:194:THR:O	5:2D:197:TYR:HB3	2.19	0.42
5:7C:48:PHE:HB2	5:7C:97:PHE:HE1	1.83	0.42
5:7D:177:THR:OG1	5:7D:180:GLU:HG2	2.18	0.42
5:5C:48:PHE:HB2	5:5C:97:PHE:HE1	1.83	0.42
1:A0:285:GLN:N	1:M0:56:THR:HG23	2.32	0.42
1:A6:62:VAL:HG23	1:B5:283:HIS:O	2.19	0.42
2:B0:77:ARG:HD3	2:B0:90:PHE:CZ	2.54	0.42
2:B0:137:HIS:NE2	2:B0:168:SER:OG	2.50	0.42
2:B0:193:VAL:HG11	2:B0:262:ARG:HH11	1.85	0.42

Continued on next page...

Continued from previous page...

Atom-1	Atom-2	Interatomic distance (Å)	Clash overlap (Å)
2:B4:330:MET:HA	2:B4:333:VAL:HG22	2.00	0.42
2:C0:87:PRO:CA	2:D0:278:SER:CB	2.69	0.42
2:C2:118:ASP:OD1	2:C2:121:ARG:NH2	2.44	0.42
2:C2:320:ARG:CZ	5:1A:149:GLN:HG2	2.49	0.42
1:D3:3:GLU:OE2	1:D3:64:ARG:NH1	2.52	0.42
1:D3:236:SER:O	1:D3:243:ARG:NH2	2.52	0.42
1:D3:240:ALA:HA	1:D3:243:ARG:HE	1.85	0.42
2:D4:311:LEU:HD23	2:D4:342:VAL:HG11	2.01	0.42
2:D4:388:MET:HE3	2:D4:388:MET:HB3	1.79	0.42
2:D6:152:ILE:HG23	2:D6:164:MET:HE3	2.01	0.42
2:E0:219:THR:O	2:E0:219:THR:OG1	2.36	0.42
1:E1:223:THR:HG23	1:E1:225:THR:H	1.84	0.42
2:E2:265:PHE:HB3	2:E2:374:ILE:HG21	2.01	0.42
1:E3:56:THR:HG22	1:E3:58:ALA:H	1.83	0.42
1:E3:349:THR:HB	2:E4:176:SER:HB3	2.01	0.42
1:E5:183:GLU:HG3	1:E5:184:PRO:HD3	2.00	0.42
1:E5:221:ARG:HA	1:E5:222:PRO:HD3	1.89	0.42
1:E5:265:ILE:HD11	1:E5:435:VAL:HG21	2.01	0.42
2:E6:204:ASN:HD21	9:E6:501:GDP:HN22	1.67	0.42
2:F0:167:PHE:CE2	2:F0:233:MET:HG3	2.52	0.42
2:F0:215:LEU:HB3	2:F0:217:LEU:HD13	2.01	0.42
1:F3:176:GLN:NE2	1:F3:207:GLU:OE1	2.53	0.42
1:F3:437:VAL:O	2:F4:391:ARG:NH1	2.52	0.42
1:F5:60:LYS:CE	1:G4:283:HIS:HA	2.46	0.42
1:G2:269:LEU:HD22	1:G2:303:VAL:HG21	2.00	0.42
2:G3:122:LYS:HA	2:G3:122:LYS:HD2	1.85	0.42
1:G4:28:HIS:HE1	1:G4:243:ARG:HH11	1.67	0.42
2:I3:252:LYS:HG3	2:I3:350:LYS:HE2	2.01	0.42
1:J3:21:TRP:CZ2	1:J3:65:ALA:HB2	2.55	0.42
1:J3:363:VAL:O	5:2G:197:TYR:OH	2.29	0.42
2:K1:271:ALA:HB3	2:K1:272:PRO:HD3	2.01	0.42
1:K2:276:ILE:HD11	1:K2:286:LEU:HD11	1.99	0.42
1:L0:88:HIS:CE1	1:M0:284:GLU:OE1	2.73	0.42
2:L5:8:GLN:NE2	2:L5:17:GLY:HA3	2.34	0.42
2:L5:324:LYS:HD2	1:L6:220:GLU:CA	2.49	0.42
2:M5:86:ARG:HH21	2:M5:87:PRO:HD2	1.84	0.42
1:N2:89:PRO:HB2	1:O2:280:LYS:HZ2	1.83	0.42
2:N5:11:GLN:N	9:N5:501:GDP:O1B	2.52	0.42
1:O0:79:ARG:HG3	1:O0:92:LEU:HD22	2.01	0.42
1:O2:275:VAL:HG13	1:O2:368:LEU:HD21	2.01	0.42
1:O4:437:VAL:O	2:O5:391:ARG:NH1	2.48	0.42

Continued on next page...

Continued from previous page...

Atom-1	Atom-2	Interatomic distance (Å)	Clash overlap (Å)
1:O6:251:ASP:HB3	1:O6:254:GLU:HG3	2.01	0.42
1:P0:101:ASN:N	8:P0:501:GTP:O2G	2.52	0.42
2:P3:362:LYS:NZ	2:P3:363:MET:SD	2.93	0.42
2:Q0:162:ARG:HD3	2:Q0:162:ARG:HA	1.87	0.42
1:R1:62:VAL:HG23	1:S1:285:GLN:HE21	1.83	0.42
1:R1:399:TYR:O	1:R1:402:ARG:NH1	2.52	0.42
2:R2:63:ALA:O	2:R2:89:ASN:ND2	2.51	0.42
2:R4:52:ASN:OD1	2:R4:62:ARG:NH1	2.52	0.42
2:R4:389:PHE:CZ	6:9A:472:SER:HB2	2.54	0.42
1:R5:123:ARG:NH2	1:S5:338:LYS:HD3	2.34	0.42
2:S0:10:GLY:O	2:S0:14:ASN:N	2.52	0.42
1:S1:53:PHE:HB3	1:S1:61:HIS:HB3	2.02	0.42
1:S5:11:GLN:H	8:S5:501:GTP:PB	2.43	0.42
1:S5:88:HIS:CB	1:T5:283:HIS:HB3	2.38	0.42
2:T0:31:ASP:OD2	2:T0:37:HIS:ND1	2.52	0.42
1:T3:325:PRO:HG2	2:T4:222:TYR:CZ	2.55	0.42
2:T4:289:LEU:HD21	2:T4:317:PHE:CE2	2.55	0.42
2:U0:91:VAL:HG21	2:U0:116:VAL:HG22	2.01	0.42
1:U3:143:GLY:HA3	8:U3:501:GTP:O2B	2.19	0.42
1:U5:295:CYS:HB3	1:U5:377:MET:HG3	2.00	0.42
1:V0:172:TYR:N	1:V0:204:VAL:O	2.35	0.42
1:V0:188:ILE:HD13	1:V0:188:ILE:HA	1.93	0.42
1:V2:399:TYR:OH	1:V2:415:GLU:OE2	2.30	0.42
1:V4:163:LYS:HE2	1:V4:163:LYS:HB3	1.83	0.42
1:V4:191:THR:HA	1:V4:194:THR:HG22	2.01	0.42
2:V5:272:PRO:HB2	2:V5:361:LEU:HD21	2.01	0.42
2:W3:252:LYS:O	2:W3:256:ASN:ND2	2.52	0.42
2:W5:218:THR:CG2	7:8C:318:ARG:HD3	2.50	0.42
5:1C:196:VAL:O	5:1C:200:ILE:HG12	2.19	0.42
5:1C:200:ILE:N	5:1C:200:ILE:HD13	2.35	0.42
5:2A:49:ARG:HH12	5:2A:180:GLU:HB3	1.84	0.42
5:2F:194:THR:HB	5:2F:197:TYR:HB2	2.00	0.42
5:3C:163:LEU:HD22	5:3C:165:ASN:HD21	1.84	0.42
6:9B:474:GLU:HA	6:9B:477:LYS:HD2	2.02	0.42
6:9B:590:ALA:HA	6:9B:593:LYS:HD2	2.00	0.42
5:6C:177:THR:OG1	5:6C:180:GLU:HG2	2.19	0.42
5:5B:194:THR:O	5:5B:197:TYR:HB3	2.19	0.42
2:A5:141:GLY:O	2:A5:145:SER:OG	2.30	0.42
1:A6:393:HIS:CE1	3:X3:30:ARG:CD	2.94	0.42
1:B3:98:ASP:OD1	1:B3:99:ALA:N	2.52	0.42
2:C0:32:PRO:HG3	2:C0:81:PHE:CE1	2.54	0.42

Continued on next page...

Continued from previous page...

Atom-1	Atom-2	Interatomic distance (Å)	Clash overlap (Å)
1:C1:88:HIS:HD2	1:D1:284:GLU:CB	1.81	0.42
2:C2:58:LYS:NZ	2:D2:280:GLN:CD	2.75	0.42
2:C2:320:ARG:NH2	5:1A:149:GLN:HG2	2.34	0.42
1:D3:62:VAL:CG2	1:E3:283:HIS:C	2.89	0.42
2:E0:239:CYS:HB2	2:E0:248:ALA:H	1.84	0.42
1:E1:86:LEU:O	1:F1:283:HIS:CD2	2.72	0.42
1:F3:298:PRO:HA	1:F3:301:GLN:HG2	2.01	0.42
2:F4:226:ASN:ND2	9:F4:501:GDP:O6	2.43	0.42
1:G0:33:ASP:OD2	1:H0:282:TYR:CE2	2.71	0.42
1:G0:141:PHE:HB2	1:G0:173:PRO:HD3	2.02	0.42
1:G4:405:VAL:HG22	1:G4:409:VAL:HG23	2.00	0.42
1:H2:413:MET:HE3	1:H2:417:GLU:HB2	2.01	0.42
2:H5:117:LEU:HA	2:H5:120:VAL:HG12	2.01	0.42
2:I3:147:MET:HE3	2:I3:147:MET:HB2	1.89	0.42
2:I5:296:ALA:HA	2:I5:299:MET:HE1	2.01	0.42
2:J6:271:ALA:HB1	2:J6:292:GLN:OE1	2.20	0.42
1:L4:1:MET:HE2	2:L5:70:PRO:HG3	2.00	0.42
1:M4:392:ASP:O	1:M4:422:ARG:NH1	2.52	0.42
2:N1:145:SER:HB2	2:N1:188:SER:HB3	2.00	0.42
2:N1:309:ARG:H	2:N1:372:THR:HG1	1.63	0.42
1:O6:16:ILE:HD11	8:O6:501:GTP:C6	2.55	0.42
1:O6:262:TYR:HB2	1:O6:265:ILE:HD12	2.00	0.42
2:P3:344:TRP:HA	1:P4:397:LEU:CD1	2.49	0.42
2:P5:406:MET:SD	6:9A:554:LYS:CG	2.71	0.42
2:Q2:39:ASP:OD1	2:Q2:39:ASP:N	2.49	0.42
2:Q2:129:CYS:HB2	1:Q3:96:LYS:CG	2.49	0.42
1:Q3:346:TRP:HB2	2:Q4:387:ALA:O	2.19	0.42
1:Q5:265:ILE:HG21	1:Q5:313:MET:HE1	2.00	0.42
2:R2:408:PHE:CB	6:9B:476:TRP:CE2	3.02	0.42
2:R4:58:LYS:NZ	2:S4:281:TYR:HA	2.35	0.42
1:R5:30:ILE:HG12	1:R5:36:MET:HE2	2.01	0.42
1:S3:86:LEU:O	1:T3:283:HIS:NE2	2.52	0.42
2:S4:31:ASP:OD2	2:S4:35:THR:OG1	2.35	0.42
2:S4:322:SER:HA	1:S5:223:THR:HB	2.01	0.42
1:S5:257:THR:HB	2:S6:100:ASN:HD21	1.84	0.42
2:T0:261:PRO:HG3	1:T1:406:HIS:CD2	2.53	0.42
2:T0:323:MET:CE	1:T1:224:TYR:CG	3.03	0.42
2:T2:169:VAL:HG21	9:T2:501:GDP:N2	2.34	0.42
2:T4:8:GLN:HB2	2:T4:65:LEU:HA	2.02	0.42
2:T4:346:PRO:HD2	1:T5:398:MET:HG3	2.02	0.42
1:T5:30:ILE:N	5:5A:196:VAL:HG13	2.35	0.42

Continued on next page...

Continued from previous page...

Atom-1	Atom-2	Interatomic distance (Å)	Clash overlap (Å)
1:T5:372:GLN:HB3	1:T5:373:ARG:HD3	2.01	0.42
2:U0:345:ILE:HG23	1:U1:398:MET:HE1	2.00	0.42
1:U1:367:ASP:OD1	1:U1:367:ASP:N	2.48	0.42
1:U1:431:ASP:HA	1:U1:434:GLU:HG2	2.00	0.42
1:U3:5:ILE:HG12	1:U3:64:ARG:HG2	2.00	0.42
1:U3:260:VAL:HG11	2:U4:397:TRP:CZ2	2.54	0.42
2:U4:346:PRO:HD3	1:U5:397:LEU:HD22	2.01	0.42
1:V2:292:THR:HG21	1:V2:331:ALA:HB1	2.02	0.42
1:W4:36:MET:HE2	1:W4:40:LYS:HG3	2.01	0.42
1:W4:329:ASN:CG	2:W5:175:VAL:HG13	2.44	0.42
2:W5:141:GLY:HA3	9:W5:501:GDP:O3A	2.19	0.42
5:1D:49:ARG:HH12	5:1D:180:GLU:HB3	1.85	0.42
5:1D:177:THR:OG1	5:1D:180:GLU:HG2	2.20	0.42
5:1F:112:ARG:NH1	5:1F:192:ILE:O	2.51	0.42
5:2E:163:LEU:HD22	5:2E:165:ASN:HD21	1.84	0.42
6:9B:609:ASN:HA	6:9B:612:LYS:HD2	2.00	0.42
6:9B:612:LYS:O	6:9B:616:ILE:HG13	2.19	0.42
5:2H:141:ASN:HB3	5:2H:207:LYS:HG3	1.51	0.42
5:4I:163:LEU:HD22	5:4I:165:ASN:HD21	1.84	0.42
5:7A:30:ARG:HD3	5:7A:106:PRO:HA	2.01	0.42
5:7C:177:THR:OG1	5:7C:180:GLU:HG2	2.19	0.42
5:2G:163:LEU:HD22	5:2G:165:ASN:HD21	1.84	0.42
2:A3:121:ARG:NH2	2:A3:158:GLU:OE2	2.53	0.42
1:A4:55:GLU:O	1:B3:285:GLN:CB	2.67	0.42
1:B1:186:ASN:O	1:B1:190:THR:OG1	2.29	0.42
1:B3:395:PHE:HE2	1:B3:422:ARG:HB2	1.84	0.42
1:B5:98:ASP:OD1	1:B5:99:ALA:N	2.51	0.42
2:C0:101:TRP:CD2	2:C0:187:LEU:HD23	2.54	0.42
1:C1:128:GLN:HG2	1:D1:285:GLN:OE1	2.19	0.42
1:C3:133:GLN:HB3	1:C3:252:LEU:HD12	2.02	0.42
1:D1:62:VAL:CG2	1:E1:283:HIS:C	2.84	0.42
1:D5:60:LYS:HG2	1:E5:283:HIS:HA	2.02	0.42
2:D6:113:VAL:HG11	2:D6:150:LEU:HD22	2.01	0.42
2:D6:122:LYS:CB	2:E6:291:GLN:HE21	2.23	0.42
2:D6:151:LEU:HD12	2:D6:155:ILE:HD11	2.01	0.42
2:E2:125:GLU:OE2	2:E2:159:TYR:OH	2.29	0.42
2:F2:337:ASN:HD22	2:F2:337:ASN:C	2.26	0.42
2:F6:60:VAL:HG12	2:G5:281:TYR:HD1	1.85	0.42
1:G2:208:ALA:HB2	1:G2:304:LYS:HG2	2.01	0.42
1:G4:86:LEU:O	1:H4:283:HIS:CG	2.72	0.42
1:G4:89:PRO:HD3	1:H4:280:LYS:HA	1.78	0.42

Continued on next page...

Continued from previous page...

Atom-1	Atom-2	Interatomic distance (Å)	Clash overlap (Å)
1:H0:70:LEU:HD22	1:H0:110:ILE:HG22	2.02	0.42
2:H1:137:HIS:NE2	2:H1:168:SER:OG	2.46	0.42
1:H4:98:ASP:OD1	1:H4:99:ALA:N	2.51	0.42
1:I0:172:TYR:N	1:I0:204:VAL:O	2.41	0.42
1:I0:406:HIS:HA	1:I0:409:VAL:HG22	2.01	0.42
1:I2:319:TYR:HB3	1:I2:323:VAL:HG21	2.02	0.42
2:I3:84:ILE:HA	1:J3:283:HIS:NE2	2.33	0.42
2:I3:149:THR:HG21	2:I3:188:SER:HB2	2.02	0.42
1:I6:206:ASN:HB3	1:I6:210:TYR:CE2	2.54	0.42
1:M0:5:ILE:HD13	1:M0:64:ARG:HB3	2.01	0.42
1:M2:75:ILE:HG22	1:M2:79:ARG:HD2	2.00	0.42
1:M2:298:PRO:HB3	1:M2:307:PRO:HD2	2.01	0.42
1:M4:364:PRO:HG3	5:1D:197:TYR:CE1	2.54	0.42
1:M6:27:GLU:OE1	1:M6:243:ARG:NH1	2.48	0.42
1:N0:167:LEU:HD23	1:N0:200:CYS:HB3	2.02	0.42
1:N0:224:TYR:CG	8:N0:501:GTP:O6	2.63	0.42
2:N3:86:ARG:HG3	2:O3:278:SER:OG	2.17	0.42
1:N4:141:PHE:HB2	1:N4:173:PRO:HD3	2.01	0.42
1:N6:208:ALA:HB2	1:N6:304:LYS:HG2	2.02	0.42
2:O1:245:GLN:HB3	1:O2:224:TYR:CD2	2.54	0.42
1:O2:3:GLU:OE1	1:O2:64:ARG:NH1	2.52	0.42
1:O2:346:TRP:CZ3	2:O3:393:ALA:HB2	2.54	0.42
1:O2:346:TRP:O	2:O3:388:MET:CG	2.67	0.42
2:O3:129:CYS:CB	1:O4:96:LYS:CD	2.97	0.42
2:P3:122:LYS:HG3	2:Q2:291:GLN:CD	2.44	0.42
2:P5:253:LEU:O	2:P5:257:MET:HG2	2.20	0.42
1:Q1:27:GLU:OE1	1:Q1:243:ARG:NH1	2.41	0.42
1:Q3:107:HIS:HA	1:Q3:152:LEU:HD23	2.00	0.42
2:Q4:61:PRO:HD3	2:Q4:84:ILE:HG13	2.01	0.42
1:R1:248:LEU:CD1	9:R2:501:GDP:O1A	2.67	0.42
1:R1:291:ILE:HD13	1:R1:373:ARG:HG3	2.02	0.42
1:R5:223:THR:OG1	1:R5:224:TYR:N	2.52	0.42
2:S0:8:GLN:NE2	2:S0:13:GLY:O	2.42	0.42
1:S1:171:ILE:HG21	8:S1:501:GTP:HN22	1.84	0.42
2:S2:31:ASP:OD1	2:S2:35:THR:N	2.52	0.42
2:S2:263:LEU:HD11	2:S2:425:TYR:HE1	1.84	0.42
2:S2:327:ASP:O	1:S3:177:VAL:HG11	2.20	0.42
1:S3:115:ILE:HD11	1:S3:156:ARG:HG3	2.02	0.42
2:S4:60:VAL:CG2	2:T4:281:TYR:C	2.90	0.42
2:S4:361:LEU:HD23	2:S4:361:LEU:HA	1.91	0.42
1:T1:208:ALA:HB2	1:T1:304:LYS:HG2	2.01	0.42

Continued on next page...

Continued from previous page...

Atom-1	Atom-2	Interatomic distance (Å)	Clash overlap (Å)
2:T2:54:ALA:CB	2:U2:282:ARG:O	2.57	0.42
2:T2:143:THR:CB	9:T2:501:GDP:PB	2.95	0.42
2:U2:28:HIS:C	2:U2:43:GLN:HE21	2.28	0.42
2:U2:325:GLU:HA	2:U2:328:GLU:HG2	2.02	0.42
1:U3:353:VAL:HG12	2:U4:177:ASP:OD1	2.19	0.42
2:U4:327:ASP:HB3	1:U5:177:VAL:CG1	2.49	0.42
2:W1:252:LYS:NZ	8:W2:501:GTP:O3G	2.48	0.42
1:W2:120:ASP:CB	3:X1:6:PHE:CD1	3.02	0.42
1:W4:1:MET:HE2	2:W5:94:GLN:HE22	1.84	0.42
1:W4:151:SER:HA	1:W4:193:THR:HG21	2.02	0.42
3:X1:109:GLN:NE2	3:X1:120:THR:OG1	2.47	0.42
3:X2:69:LEU:HB3	3:X2:71:ILE:HG12	2.00	0.42
3:X3:74:PRO:HD2	3:X3:169:ASP:HA	2.01	0.42
5:1F:48:PHE:HB2	5:1F:97:PHE:HE1	1.83	0.42
5:3C:77:LYS:CE	5:3D:89:LYS:HZ3	2.33	0.42
5:3E:141:ASN:HB3	5:3E:207:LYS:HG3	1.51	0.42
5:3F:113:LYS:O	5:3F:117:MET:HG3	2.20	0.42
6:9B:515:ALA:HA	6:9B:518:LYS:HD2	2.00	0.42
6:9B:589:ARG:HA	6:9B:592:LYS:HD2	2.02	0.42
5:2H:180:GLU:HA	5:2H:183:ASN:ND2	2.35	0.42
5:7A:72:ALA:HB1	5:7B:117:MET:HE2	2.01	0.42
5:7B:163:LEU:HD22	5:7B:165:ASN:HD21	1.84	0.42
5:7B:194:THR:O	5:7B:197:TYR:HB3	2.19	0.42
5:1G:108:MET:HG3	5:1G:186:ALA:HA	2.01	0.42
1:B1:89:PRO:C	1:C1:280:LYS:HZ1	2.23	0.42
2:B2:95:SER:OG	2:B2:108:GLU:OE2	2.36	0.42
1:B3:89:PRO:CA	1:C3:280:LYS:HG2	2.50	0.42
2:B4:54:ALA:HA	2:C4:283:ALA:CA	2.50	0.42
2:B4:268:PRO:HB3	2:B4:368:ILE:HD13	2.01	0.42
2:C0:88:ASP:N	2:D0:278:SER:CB	2.82	0.42
2:C2:58:LYS:HE3	2:C2:58:LYS:HB3	1.72	0.42
2:C4:180:VAL:HG22	2:C4:183:TYR:HB2	2.02	0.42
2:E2:103:LYS:HE3	2:E2:108:GLU:HG3	2.01	0.42
2:F0:257:MET:HE3	2:F0:314:ALA:HB2	2.02	0.42
2:F0:319:GLY:N	2:F0:354:CYS:O	2.40	0.42
2:F2:131:GLN:NE2	2:F2:249:ASP:OD1	2.53	0.42
2:F4:273:LEU:H	2:F4:273:LEU:HG	1.64	0.42
2:G1:204:ASN:OD1	9:G1:501:GDP:N2	2.52	0.42
1:G2:186:ASN:O	1:G2:190:THR:OG1	2.24	0.42
2:G5:31:ASP:OD1	2:G5:35:THR:N	2.52	0.42
1:H2:324:VAL:HA	1:H2:325:PRO:HD3	1.83	0.42

Continued on next page...

Continued from previous page...

Atom-1	Atom-2	Interatomic distance (Å)	Clash overlap (Å)
2:I1:55:THR:HB	1:J1:372:GLN:OE1	2.18	0.42
2:I3:274:THR:HG21	2:I3:282:ARG:HD2	2.01	0.42
2:I5:5:VAL:HG23	2:I5:130:LEU:HD11	2.02	0.42
1:J1:311:LYS:HD3	1:J1:344:VAL:HG12	2.01	0.42
2:J2:207:LEU:HB3	2:J2:225:LEU:HG	2.01	0.42
2:J6:267:MET:HE3	2:J6:301:ALA:HB3	2.01	0.42
2:K5:48:ASN:O	2:K5:62:ARG:NH2	2.52	0.42
1:L4:88:HIS:CE1	1:M4:280:LYS:HB3	2.54	0.42
1:M2:326:LYS:HD3	2:M3:220:PRO:HD2	2.01	0.42
1:N0:60:LYS:CD	1:O0:282:TYR:C	2.75	0.42
2:N1:346:PRO:HG3	1:N2:394:LYS:CG	2.41	0.42
2:N3:323:MET:HE3	2:N3:323:MET:HB3	1.72	0.42
2:N5:138:SER:OG	9:N5:501:GDP:O4'	2.37	0.42
2:O1:60:VAL:HG12	2:P1:281:TYR:HD2	1.83	0.42
1:O4:46:ASP:OD1	1:O4:46:ASP:N	2.53	0.42
2:O5:405:GLU:C	6:9A:597:LYS:CB	2.87	0.42
2:P1:346:PRO:HG3	1:P2:394:LYS:HG2	2.01	0.42
1:P4:302:MET:HE3	1:P4:302:MET:HB2	1.88	0.42
2:P5:11:GLN:HA	2:P5:72:THR:HG21	2.00	0.42
1:P6:128:GLN:NE2	1:Q5:290:GLU:OE1	2.50	0.42
1:P6:396:ASP:OD2	1:P6:422:ARG:NH2	2.47	0.42
1:Q1:6:SER:O	1:Q1:65:ALA:HA	2.19	0.42
1:Q1:195:LEU:HD23	1:Q1:195:LEU:HA	1.91	0.42
1:Q3:325:PRO:HG2	2:Q4:222:TYR:CE1	2.55	0.42
2:R0:135:LEU:HD23	2:R0:166:THR:HG22	2.02	0.42
2:R4:386:THR:HG21	6:9A:479:MET:HB3	1.85	0.42
2:R4:389:PHE:C	6:9A:476:TRP:CD2	2.88	0.42
2:S2:258:VAL:O	1:S3:406:HIS:CE1	2.60	0.42
1:S3:143:GLY:HA3	8:S3:501:GTP:PB	2.59	0.42
1:S5:60:LYS:HG3	1:T5:282:TYR:CZ	2.55	0.42
1:S5:88:HIS:CE1	1:T5:280:LYS:C	2.94	0.42
2:T4:344:TRP:HA	1:T5:397:LEU:HD21	2.02	0.42
2:U0:27:GLU:HA	2:U0:359:ARG:HD2	2.01	0.42
2:U0:122:LYS:HA	2:U0:122:LYS:HD3	1.76	0.42
2:U4:58:LYS:HE3	2:V3:280:GLN:HB3	1.92	0.42
2:U6:141:GLY:HA3	9:U6:501:GDP:O3A	2.20	0.42
2:V5:317:PHE:HE1	2:V5:330:MET:HE1	1.84	0.42
2:W1:116:VAL:HG11	2:W1:151:LEU:HD11	2.01	0.42
2:W3:125:GLU:HB2	3:X2:45:LEU:CG	2.49	0.42
2:W3:417:ASP:O	2:W3:421:GLU:HG2	2.19	0.42
1:W6:188:ILE:HD12	1:W6:425:MET:HG3	2.01	0.42

Continued on next page...

Continued from previous page...

Atom-1	Atom-2	Interatomic distance (Å)	Clash overlap (Å)
5:1D:77:LYS:NZ	5:1E:89:LYS:HZ3	2.18	0.42
5:1F:113:LYS:HG3	5:1F:182:MET:HE1	2.02	0.42
5:1F:141:ASN:HB3	5:1F:207:LYS:HG3	1.51	0.42
5:1F:163:LEU:HD22	5:1F:165:ASN:HD21	1.84	0.42
5:2B:116:ILE:HA	5:2B:202:MET:HE2	2.00	0.42
5:3F:11:MET:HB2	5:3F:191:SER:HA	2.02	0.42
5:3G:188:VAL:O	5:3G:192:ILE:HG12	2.19	0.42
5:4J:177:THR:OG1	5:4J:180:GLU:HG2	2.19	0.42
5:7A:200:ILE:O	5:7A:201:MET:C	2.62	0.42
5:6D:113:LYS:HA	5:6D:116:ILE:HD12	2.02	0.42
5:5A:163:LEU:HD22	5:5A:165:ASN:HD21	1.84	0.42
2:A3:40:SER:HB3	2:A3:43:GLN:HG3	2.01	0.42
1:A4:39:ASP:OD2	5:1C:109:SER:HA	2.20	0.42
2:A5:161:ASP:OD1	2:A5:161:ASP:N	2.46	0.42
2:B0:4:ILE:HB	2:B0:50:TYR:HE1	1.83	0.42
1:C1:88:HIS:C	1:D1:283:HIS:CD2	2.91	0.42
1:C1:296:PHE:HD2	1:C1:341:ILE:HG12	1.85	0.42
2:C2:145:SER:O	2:C2:188:SER:OG	2.35	0.42
1:C3:167:LEU:HD13	1:C3:200:CYS:HB3	2.01	0.42
2:C4:39:ASP:OD1	2:C4:40:SER:N	2.53	0.42
2:C4:53:GLU:O	2:D4:283:ALA:HB1	2.18	0.42
2:C4:178:THR:HB	2:C4:181:GLU:HG2	2.02	0.42
2:D0:105:HIS:CD2	2:D0:150:LEU:HB2	2.55	0.42
2:D4:178:THR:HG22	2:D4:180:VAL:H	1.85	0.42
1:D5:269:LEU:HD23	1:D5:303:VAL:HB	2.01	0.42
2:E2:60:VAL:HG11	2:F2:281:TYR:CB	2.50	0.42
1:E5:113:GLU:HG3	1:E5:114:ILE:HG23	2.02	0.42
1:E5:322:ASP:OD1	1:E5:322:ASP:N	2.46	0.42
2:E6:84:ILE:C	2:F6:281:TYR:CZ	2.98	0.42
2:E6:117:LEU:HD22	2:E6:154:LYS:HD3	2.02	0.42
1:F5:25:CYS:HA	1:F5:30:ILE:HG22	2.01	0.42
1:F5:320:ARG:NE	1:F5:356:ASN:OD1	2.52	0.42
1:G4:208:ALA:HB2	1:G4:304:LYS:HG2	2.02	0.42
1:H0:89:PRO:CG	1:I0:280:LYS:HA	2.50	0.42
1:H2:242:LEU:HD23	1:H2:242:LEU:HA	1.87	0.42
1:H4:115:ILE:HA	1:H4:118:VAL:HG12	2.02	0.42
1:I0:60:LYS:HE2	2:J0:280:GLN:HG3	1.99	0.42
1:I0:206:ASN:HD21	8:I0:501:GTP:HN22	1.67	0.42
2:I1:3:GLU:HB2	2:I1:130:LEU:HA	2.00	0.42
2:I3:54:ALA:CB	1:J3:284:GLU:O	2.68	0.42
1:J1:89:PRO:CG	1:K0:280:LYS:HG2	2.49	0.42

Continued on next page...

Continued from previous page...

Atom-1	Atom-2	Interatomic distance (Å)	Clash overlap (Å)
1:J5:62:VAL:HA	1:J5:63:PRO:HD3	1.88	0.42
2:J6:274:THR:HB	2:J6:275:SER:H	1.70	0.42
1:K0:251:ASP:OD1	1:K0:252:LEU:N	2.53	0.42
2:K1:60:VAL:HG12	2:L1:281:TYR:CD1	2.52	0.42
1:K2:87:PHE:O	1:L2:283:HIS:CD2	2.72	0.42
2:L1:86:ARG:HB2	2:M1:281:TYR:CG	2.54	0.42
2:L3:86:ARG:NH1	2:M3:281:TYR:C	2.78	0.42
2:M3:186:THR:HA	2:M3:415:MET:HE1	2.02	0.42
1:M6:292:THR:HG21	1:M6:331:ALA:HB1	2.01	0.42
1:N2:260:VAL:CG1	2:N3:397:TRP:HZ2	2.33	0.42
2:N3:347:ASN:C	2:N3:347:ASN:HD22	2.27	0.42
2:N5:371:SER:OG	2:N5:372:THR:N	2.51	0.42
1:O6:164:LYS:HA	1:O6:164:LYS:HD3	1.79	0.42
1:O6:396:ASP:OD1	1:O6:422:ARG:NH2	2.38	0.42
2:P1:162:ARG:HD3	2:P1:162:ARG:HA	1.85	0.42
1:P2:248:LEU:HD11	2:P3:222:TYR:OH	2.19	0.42
1:P2:349:THR:CG2	2:P3:384:GLN:NE2	2.77	0.42
2:Q2:58:LYS:HD3	2:R2:280:GLN:HB2	2.00	0.42
1:Q3:172:TYR:HB2	1:Q3:203:MET:HE3	2.01	0.42
2:R2:255:VAL:HG11	1:R3:100:ALA:O	2.19	0.42
2:R4:12:CYS:SG	9:R4:501:GDP:C5	3.13	0.42
1:S3:152:LEU:HD23	1:S3:152:LEU:HA	1.93	0.42
1:S5:261:PRO:HB3	2:S6:394:PHE:CZ	2.54	0.42
1:S5:276:ILE:HD11	1:S5:286:LEU:HD11	2.01	0.42
1:T1:203:MET:HE1	1:T1:267:PHE:HB3	2.01	0.42
1:T3:320:ARG:HG3	1:T3:356:ASN:HB3	2.01	0.42
1:T5:346:TRP:HZ3	2:T6:393:ALA:HA	1.85	0.42
2:U2:4:ILE:HB	2:U2:50:TYR:HE1	1.84	0.42
2:U4:125:GLU:HG3	2:V3:336:LYS:HD2	1.36	0.42
2:U4:344:TRP:HA	1:U5:397:LEU:CD2	2.50	0.42
1:U5:271:THR:HG22	1:U5:377:MET:HE3	2.01	0.42
1:V0:124:LYS:NZ	1:W0:284:GLU:OE2	2.48	0.42
1:V0:329:ASN:ND2	2:V1:175:VAL:HG12	2.34	0.42
1:V0:430:LYS:HD3	1:V0:430:LYS:HA	1.85	0.42
2:V1:121:ARG:C	2:W1:291:GLN:HE22	2.27	0.42
1:V2:352:LYS:HG3	2:V3:178:THR:HA	2.01	0.42
2:V5:87:PRO:HG2	2:W5:278:SER:CB	2.35	0.42
1:W2:1:MET:CE	2:W3:94:GLN:CD	2.93	0.42
1:W2:117:LEU:N	3:X1:6:PHE:CD2	2.86	0.42
2:W3:1:MET:HG2	1:W4:72:PRO:CG	2.11	0.42
1:W4:50:ASN:O	1:W4:64:ARG:NH1	2.52	0.42

Continued on next page...

Continued from previous page...

Atom-1	Atom-2	Interatomic distance (Å)	Clash overlap (Å)
2:W5:143:THR:N	9:W5:501:GDP:O2B	2.53	0.42
5:1B:49:ARG:HH12	5:1B:180:GLU:HB3	1.85	0.42
5:1E:48:PHE:CE1	5:1E:67:GLY:HA3	2.55	0.42
5:2A:197:TYR:CD2	5:2A:198:PHE:N	2.87	0.42
5:2C:48:PHE:CE1	5:2C:67:GLY:HA3	2.55	0.42
5:3D:194:THR:HB	5:3D:197:TYR:HD2	1.83	0.42
5:3G:48:PHE:CE1	5:3G:67:GLY:HA3	2.55	0.42
6:9B:436:LYS:O	6:9B:440:LEU:HG	2.20	0.42
5:2H:141:ASN:OD1	5:2H:143:LYS:HE2	2.20	0.42
5:2I:129:GLY:CA	5:2I:178:PRO:HD2	2.48	0.42
5:5C:48:PHE:CE1	5:5C:67:GLY:HA3	2.55	0.42
5:5C:177:THR:OG1	5:5C:180:GLU:HG2	2.19	0.42
2:A5:36:TYR:HB2	2:A5:59:TYR:HE2	1.85	0.42
1:B1:28:HIS:CE1	1:B1:243:ARG:HD2	2.55	0.42
1:B1:186:ASN:OD1	1:B1:408:TYR:OH	2.35	0.42
1:B1:271:THR:HB	1:B1:377:MET:HB3	2.01	0.42
2:B4:132:GLY:HA3	2:B4:163:ILE:HG22	2.02	0.42
2:C0:86:ARG:HG2	2:C0:88:ASP:H	1.85	0.42
2:D2:33:THR:O	2:D2:58:LYS:NZ	2.52	0.42
2:D4:122:LYS:HE2	2:D4:122:LYS:HB3	1.89	0.42
1:D5:224:TYR:O	1:D5:228:ASN:N	2.47	0.42
1:D5:360:PRO:HD2	1:D5:371:VAL:O	2.20	0.42
1:E5:381:THR:HG22	1:E5:383:ALA:H	1.84	0.42
2:F0:331:LEU:HB2	1:F1:177:VAL:HG22	2.02	0.42
1:F1:258:ASN:HD22	1:F1:352:LYS:HD2	1.85	0.42
1:F5:316:CYS:HB3	1:F5:378:LEU:HB2	2.01	0.42
1:G0:364:PRO:CB	5:4I:201:MET:HB2	2.49	0.42
1:G2:55:GLU:O	1:H2:285:GLN:CB	2.42	0.42
1:G4:86:LEU:CA	1:H4:283:HIS:NE2	2.79	0.42
2:G5:60:VAL:HG21	2:G5:86:ARG:HH21	1.85	0.42
2:H1:252:LYS:HE3	1:H2:101:ASN:CG	2.45	0.42
1:H4:60:LYS:CD	1:I4:282:TYR:CZ	2.95	0.42
1:H4:245:ASP:OD1	1:H4:245:ASP:N	2.52	0.42
1:I2:71:GLU:HB2	1:I2:98:ASP:HB3	2.01	0.42
1:I6:60:LYS:HD2	2:J6:280:GLN:HB3	2.01	0.42
1:I6:406:HIS:HA	1:I6:409:VAL:HG22	2.02	0.42
2:J0:131:GLN:HE22	2:J0:250:LEU:HB2	1.85	0.42
2:J0:164:MET:HE2	2:J0:164:MET:HB2	1.92	0.42
1:K0:88:HIS:N	1:L0:283:HIS:HD2	2.15	0.42
2:K1:135:LEU:HB3	2:K1:166:THR:HG22	2.02	0.42
1:L0:28:HIS:NE2	1:L0:243:ARG:HD2	2.35	0.42

Continued on next page...

Continued from previous page...

Atom-1	Atom-2	Interatomic distance (Å)	Clash overlap (Å)
2:L1:1:MET:SD	1:L2:72:PRO:HG3	2.60	0.42
1:L2:188:ILE:HG13	1:L2:395:PHE:CG	2.55	0.42
1:L4:90:GLU:CG	1:M4:280:LYS:HD3	2.49	0.42
1:M2:367:ASP:OD1	1:M2:367:ASP:N	2.44	0.42
2:M3:245:GLN:O	1:M4:11:GLN:NE2	2.53	0.42
1:N2:180:ALA:HB3	1:N2:183:GLU:HB2	2.02	0.42
1:N2:388:TRP:HB3	1:N2:425:MET:HE3	2.01	0.42
2:N3:87:PRO:HA	2:N3:90:PHE:HD2	1.85	0.42
2:N3:326:VAL:HG21	2:N3:351:THR:HG21	2.02	0.42
1:N4:215:ARG:NH2	1:N4:300:ASN:OD1	2.53	0.42
2:N5:5:VAL:HG22	2:N5:62:ARG:HD2	2.02	0.42
2:O3:63:ALA:O	2:O3:89:ASN:ND2	2.51	0.42
1:O4:145:THR:H	8:O4:501:GTP:PG	2.42	0.42
2:P1:318:ARG:HD3	2:P1:358:PRO:HD3	2.01	0.42
1:P4:263:PRO:HG3	2:P5:396:HIS:CG	2.55	0.42
1:P4:325:PRO:HB2	2:P5:208:TYR:OH	2.19	0.42
2:Q0:248:ALA:HA	2:Q0:252:LYS:HD2	2.02	0.42
2:Q2:249:ASP:CG	1:Q3:98:ASP:OD2	2.63	0.42
2:Q2:312:THR:HG23	1:Q3:181:VAL:HG11	2.02	0.42
2:R0:170:VAL:HG11	2:R0:377:LEU:HD21	2.01	0.42
2:R0:318:ARG:NH1	2:R0:356:ILE:O	2.53	0.42
1:R3:139:HIS:O	1:R3:170:SER:HA	2.20	0.42
2:R4:261:PRO:O	2:R4:264:HIS:ND1	2.46	0.42
2:S0:99:ASN:OD1	9:S0:501:GDP:O2A	2.36	0.42
1:S3:88:HIS:HA	1:T3:283:HIS:CE1	2.55	0.42
1:S5:134:GLY:HA3	1:S5:165:SER:HB2	2.02	0.42
2:T0:54:ALA:CB	2:U0:282:ARG:C	2.92	0.42
2:T0:210:ILE:HG22	2:T0:215:LEU:HD13	2.02	0.42
2:T0:247:ASN:H	1:T1:11:GLN:HE22	1.67	0.42
2:T2:156:ARG:HE	2:T2:164:MET:HE2	1.85	0.42
1:T5:348:PRO:HD2	2:T6:388:MET:CE	2.49	0.42
2:T6:153:SER:OG	2:T6:191:GLN:OE1	2.34	0.42
2:U0:346:PRO:CD	1:U1:398:MET:HE2	2.49	0.42
1:U1:191:THR:O	1:U1:195:LEU:HB2	2.20	0.42
1:V0:56:THR:HG21	1:W0:284:GLU:N	2.35	0.42
2:V1:66:VAL:HG21	2:V1:116:VAL:HG13	2.01	0.42
1:V2:258:ASN:HB3	2:V3:179:VAL:CG1	2.50	0.42
2:V3:54:ALA:HA	2:W3:283:ALA:CB	2.49	0.42
2:W3:156:ARG:HD2	2:W3:156:ARG:HA	1.82	0.42
2:W5:69:GLU:HG2	2:W5:71:GLY:H	1.85	0.42
2:W5:276:ARG:HH22	7:8C:299:LEU:HD23	1.82	0.42

Continued on next page...

Continued from previous page...

Atom-1	Atom-2	Interatomic distance (Å)	Clash overlap (Å)
5:1C:163:LEU:HD22	5:1C:165:ASN:HD21	1.84	0.42
5:1E:177:THR:OG1	5:1E:180:GLU:HG2	2.20	0.42
5:2D:48:PHE:CE1	5:2D:67:GLY:HA3	2.55	0.42
5:2E:48:PHE:CE1	5:2E:67:GLY:HA3	2.55	0.42
5:3C:48:PHE:CE1	5:3C:67:GLY:HA3	2.55	0.42
5:3C:112:ARG:HB3	5:3C:198:PHE:HE2	1.84	0.42
5:3C:188:VAL:HG12	5:3C:198:PHE:HE1	1.84	0.42
5:3E:48:PHE:CE1	5:3E:67:GLY:HA3	2.55	0.42
5:2H:72:ALA:HA	5:2I:121:ARG:HH22	1.84	0.42
5:2I:48:PHE:HB2	5:2I:97:PHE:HE1	1.84	0.42
5:3I:163:LEU:HD22	5:3I:165:ASN:HD21	1.84	0.42
5:4I:89:LYS:CE	5:4H:77:LYS:CD	2.77	0.42
5:7D:113:LYS:HA	5:7D:116:ILE:HD12	2.02	0.42
5:6A:48:PHE:CE1	5:6A:67:GLY:HA3	2.55	0.42
5:6B:163:LEU:HD22	5:6B:165:ASN:HD21	1.84	0.42
2:A1:281:TYR:O	2:M1:54:ALA:CB	2.68	0.42
1:A2:28:HIS:CE1	1:A2:243:ARG:HD2	2.55	0.42
2:A3:67:ASP:O	2:A3:92:PHE:HA	2.19	0.42
2:A3:320:ARG:NH1	5:1C:148:TYR:HE1	2.16	0.42
1:A6:434:GLU:CG	3:X3:100:ARG:CD	2.91	0.42
2:B4:84:ILE:CA	2:C4:281:TYR:CE1	3.02	0.42
1:B5:204:VAL:HA	1:B5:303:VAL:HG22	2.00	0.42
2:D0:122:LYS:HE3	2:E0:292:GLN:HG3	2.01	0.42
1:D1:72:PRO:HB3	1:D1:94:THR:HG23	2.02	0.42
1:D5:56:THR:HA	1:E5:285:GLN:CD	2.44	0.42
2:D6:164:MET:HG2	2:D6:196:THR:HG22	2.02	0.42
2:E0:32:PRO:HA	2:E0:84:ILE:HD11	2.01	0.42
2:E0:65:LEU:HD13	2:E0:90:PHE:CE2	2.55	0.42
1:E1:54:SER:CB	1:F1:285:GLN:CD	2.84	0.42
2:E6:173:PRO:HG3	2:E6:380:ARG:HD2	2.02	0.42
2:F2:84:ILE:C	2:G1:281:TYR:CE1	2.98	0.42
1:G0:124:LYS:NZ	1:H0:293:ASN:C	2.78	0.42
2:G1:128:ASP:OD1	2:G1:129:CYS:N	2.53	0.42
2:G1:166:THR:OG1	2:G1:198:GLU:O	2.35	0.42
1:G2:26:LEU:HD12	5:3I:196:VAL:HB	2.02	0.42
1:H0:334:THR:O	1:H0:337:THR:OG1	2.37	0.42
2:H3:421:GLU:HA	2:H3:424:GLN:HG2	2.02	0.42
1:I0:104:ALA:HA	1:I0:108:TYR:HD2	1.85	0.42
2:I1:25:SER:HG	2:I1:51:TYR:HH	1.57	0.42
2:I1:319:GLY:HA2	2:I1:357:PRO:HD3	2.01	0.42
2:J2:299:MET:HG2	2:J2:301:ALA:H	1.85	0.42

Continued on next page...

Continued from previous page...

Atom-1	Atom-2	Interatomic distance (Å)	Clash overlap (Å)
1:J5:88:HIS:HE2	1:K4:284:GLU:HB2	1.85	0.42
2:N3:60:VAL:HG12	2:O3:281:TYR:HD1	1.84	0.42
1:N4:353:VAL:CG2	2:N5:177:ASP:OD1	2.68	0.42
2:N5:251:ARG:HB3	1:N6:100:ALA:HB1	1.91	0.42
2:O1:221:THR:HG21	4:Y0:201:SER:CA	2.29	0.42
1:O4:276:ILE:HD11	1:O4:286:LEU:HD11	2.02	0.42
2:O5:5:VAL:HG23	2:O5:130:LEU:HD11	2.01	0.42
2:P3:406:MET:CE	6:9B:557:LEU:CD2	2.92	0.42
2:P5:284:LEU:HD23	2:P5:284:LEU:HA	1.94	0.42
1:P6:146:GLY:CA	8:P6:501:GTP:PB	3.08	0.42
1:Q1:2:ARG:HH11	2:Q2:70:PRO:HG2	1.85	0.42
2:Q2:156:ARG:HA	2:Q2:156:ARG:HD3	1.96	0.42
2:Q4:12:CYS:HA	9:Q4:501:GDP:N7	2.34	0.42
2:R0:322:SER:CB	1:R1:221:ARG:HB3	2.50	0.42
1:R1:86:LEU:C	1:S1:283:HIS:CD2	2.97	0.42
1:R1:172:TYR:HB3	1:R1:205:ASP:OD1	2.20	0.42
1:R1:258:ASN:HD21	2:R2:178:THR:HG23	1.77	0.42
2:R2:176:SER:OG	2:R2:181:GLU:OE1	2.33	0.42
1:R3:60:LYS:HZ2	1:S3:282:TYR:HB3	1.85	0.42
1:R3:254:GLU:OE1	2:R4:99:ASN:OD1	2.37	0.42
2:S4:317:PHE:HB3	2:S4:321:MET:HE1	2.02	0.42
1:S5:62:VAL:HG11	1:T5:283:HIS:CB	2.43	0.42
1:T3:103:TYR:HD1	1:T3:147:SER:HB3	1.83	0.42
1:T3:395:PHE:CD1	1:T3:422:ARG:HD3	2.55	0.42
2:T6:330:MET:HB2	2:T6:330:MET:HE2	1.82	0.42
2:U4:317:PHE:HB2	2:U4:353:VAL:HG22	2.01	0.42
2:U6:126:SER:HB2	2:V5:291:GLN:NE2	2.35	0.42
1:V0:60:LYS:HD3	1:W0:283:HIS:CB	2.49	0.42
2:V1:313:VAL:HB	2:V1:349:VAL:HG22	2.02	0.42
2:W1:162:ARG:HA	2:W1:162:ARG:HD3	1.74	0.42
2:W3:2:ARG:NH2	1:W4:73:THR:OG1	2.38	0.42
2:W3:276:ARG:NE	7:8B:302:LEU:CD2	2.83	0.42
3:X2:61:CYS:SG	3:X2:69:LEU:HD21	2.59	0.42
5:1B:163:LEU:HD22	5:1B:165:ASN:HD21	1.84	0.42
5:1C:48:PHE:CE1	5:1C:67:GLY:HA3	2.55	0.42
5:1D:48:PHE:CE1	5:1D:67:GLY:HA3	2.55	0.42
5:2C:7:HIS:HE1	5:2C:197:TYR:CE2	2.33	0.42
5:3D:48:PHE:CE1	5:3D:67:GLY:HA3	2.55	0.42
5:3D:49:ARG:HH12	5:3D:180:GLU:HB3	1.85	0.42
5:4H:48:PHE:CE1	5:4H:67:GLY:HA3	2.55	0.42
5:7C:48:PHE:CE1	5:7C:67:GLY:HA3	2.55	0.42

Continued on next page...

Continued from previous page...

Atom-1	Atom-2	Interatomic distance (Å)	Clash overlap (Å)
5:6B:71:TYR:C	5:6C:121:ARG:CZ	2.90	0.42
5:6D:48:PHE:CE1	5:6D:67:GLY:HA3	2.55	0.42
5:5A:72:ALA:HB1	5:5B:117:MET:HE2	2.01	0.42
5:5A:112:ARG:HB3	5:5A:198:PHE:HD2	1.84	0.42
5:2G:8:ASP:OD1	5:2G:38:SER:OG	2.29	0.42
2:A3:54:ALA:CA	2:B2:282:ARG:C	2.90	0.41
1:A4:262:TYR:HB3	3:X2:117:PHE:CE2	2.55	0.41
1:A6:188:ILE:HG13	1:A6:395:PHE:CG	2.55	0.41
1:A6:196:GLU:CD	3:X3:115:LYS:HZ1	2.28	0.41
2:B0:222:TYR:O	2:B0:226:ASN:ND2	2.53	0.41
1:B1:67:PHE:HB2	1:B1:92:LEU:HD23	2.02	0.41
1:C1:90:GLU:H	1:D1:280:LYS:HG2	1.68	0.41
1:C1:195:LEU:HD12	1:C1:264:ARG:HD2	2.02	0.41
2:C2:221:THR:HG23	2:C2:223:GLY:H	1.84	0.41
2:D2:271:ALA:HB1	2:D2:292:GLN:HG2	2.02	0.41
2:D6:84:ILE:HA	2:E6:281:TYR:CE1	2.55	0.41
1:E1:262:TYR:OH	2:E2:391:ARG:O	2.38	0.41
1:E3:52:PHE:CE2	1:E3:243:ARG:HD3	2.55	0.41
1:E3:302:MET:HE3	1:E3:302:MET:HB2	1.94	0.41
2:E6:215:LEU:HB3	2:E6:217:LEU:HD23	2.02	0.41
2:F6:87:PRO:HG2	2:G5:278:SER:OG	2.20	0.41
1:G0:14:VAL:HG22	1:G0:67:PHE:HD2	1.85	0.41
2:G1:91:VAL:HG11	2:G1:116:VAL:HG22	2.01	0.41
1:G4:248:LEU:HB2	1:G4:355:ILE:HG12	2.02	0.41
2:H3:290:THR:HG21	2:H3:329:GLN:HB3	2.01	0.41
1:H4:26:LEU:O	5:2H:196:VAL:CG2	2.67	0.41
2:I1:133:PHE:HB2	2:I1:164:MET:HG2	2.02	0.41
1:I2:60:LYS:CE	2:J2:280:GLN:CG	2.78	0.41
1:I4:385:ALA:HB2	1:I4:432:TYR:HD2	1.84	0.41
1:K0:79:ARG:HH12	1:K0:94:THR:HG21	1.84	0.41
1:K0:237:SER:HA	1:K0:320:ARG:HD2	2.02	0.41
2:K1:39:ASP:OD1	2:K1:39:ASP:N	2.53	0.41
2:K5:86:ARG:HD2	2:L5:278:SER:HB3	2.00	0.41
2:K5:375:GLN:HB3	2:K5:422:TYR:HD2	1.84	0.41
2:L1:87:PRO:HD3	2:M1:281:TYR:HE2	1.61	0.41
2:L5:324:LYS:HD3	1:L6:214:ARG:HD2	1.91	0.41
2:L5:358:PRO:HG2	2:L5:361:LEU:HD22	2.01	0.41
2:M1:313:VAL:HG12	2:M1:349:VAL:HG13	2.02	0.41
2:M5:31:ASP:OD2	2:M5:31:ASP:N	2.51	0.41
2:M5:256:ASN:HD21	1:M6:182:VAL:HG22	1.85	0.41
2:N5:138:SER:CB	9:N5:501:GDP:C5'	2.97	0.41

Continued on next page...

Continued from previous page...

Atom-1	Atom-2	Interatomic distance (Å)	Clash overlap (Å)
1:O0:172:TYR:CD1	1:O0:203:MET:HE1	2.54	0.41
1:O0:286:LEU:O	1:O0:373:ARG:NH1	2.48	0.41
1:O0:313:MET:HE3	1:O0:382:THR:HG22	2.02	0.41
2:O3:80:PRO:CD	4:Y1:205:ASN:CB	2.79	0.41
2:P1:259:PRO:HB3	1:P2:404:PHE:CE2	2.55	0.41
2:P1:324:LYS:HG3	1:P2:210:TYR:CD2	2.55	0.41
2:P3:324:LYS:HD3	1:P4:222:PRO:HG2	2.02	0.41
2:P3:406:MET:CA	6:9B:557:LEU:C	2.93	0.41
1:P6:164:LYS:HD3	1:P6:164:LYS:HA	1.75	0.41
1:Q1:195:LEU:HD11	1:Q1:428:LEU:HD22	2.02	0.41
2:R2:259:PRO:CB	1:R3:404:PHE:H	2.33	0.41
1:R3:247:ALA:O	2:R4:11:GLN:NE2	2.53	0.41
2:R4:60:VAL:HG11	2:S4:281:TYR:CD1	2.47	0.41
2:R4:259:PRO:HB2	1:R5:403:ALA:HB1	2.01	0.41
1:R5:141:PHE:O	1:R5:147:SER:OG	2.32	0.41
2:S0:135:LEU:HB3	2:S0:166:THR:HG22	2.02	0.41
2:S0:252:LYS:CB	1:S1:100:ALA:HB1	2.50	0.41
1:S1:224:TYR:CE2	8:S1:501:GTP:O6	2.73	0.41
2:S2:236:VAL:HG13	2:S2:237:THR:HG23	2.02	0.41
2:S4:259:PRO:HG3	1:S5:404:PHE:CZ	2.55	0.41
2:S6:22:GLU:HA	2:S6:25:SER:HB2	2.02	0.41
2:S6:131:GLN:NE2	2:S6:249:ASP:OD1	2.53	0.41
2:T0:292:GLN:HA	2:T0:295:ASP:HB2	2.02	0.41
1:T3:188:ILE:HD13	1:T3:188:ILE:HA	1.89	0.41
1:T3:326:LYS:NZ	2:T4:208:TYR:CA	2.83	0.41
1:T5:143:GLY:N	8:T5:501:GTP:H5'	2.35	0.41
2:U0:178:THR:HB	2:U0:181:GLU:HB2	2.02	0.41
2:U2:324:LYS:HG3	1:U3:210:TYR:CD2	2.55	0.41
2:U4:317:PHE:HZ	2:U4:330:MET:HE3	1.85	0.41
2:U4:342:VAL:HB	2:U4:344:TRP:HD1	1.85	0.41
1:V0:257:THR:O	2:V1:394:PHE:CD1	2.72	0.41
1:V4:89:PRO:C	1:W4:280:LYS:CE	2.75	0.41
2:V5:193:VAL:HG22	2:V5:262:ARG:HG2	2.02	0.41
2:V5:317:PHE:CE1	2:V5:330:MET:HE1	2.55	0.41
1:W0:90:GLU:CD	3:X0:4:ASN:CG	2.88	0.41
2:W1:121:ARG:NH2	3:X1:43:GLN:HG2	2.35	0.41
2:W1:237:THR:HG22	2:W1:250:LEU:HD21	2.02	0.41
2:W3:131:GLN:CG	1:W4:97:GLU:OE2	2.65	0.41
3:X2:78:MET:HG2	3:X2:165:VAL:HG13	2.02	0.41
5:1B:36:ARG:NH2	5:1C:121:ARG:HH12	2.18	0.41
5:1B:48:PHE:CE1	5:1B:67:GLY:HA3	2.55	0.41

Continued on next page...

Continued from previous page...

Atom-1	Atom-2	Interatomic distance (Å)	Clash overlap (Å)
5:1B:177:THR:OG1	5:1B:180:GLU:HG2	2.19	0.41
5:2F:48:PHE:CE1	5:2F:67:GLY:HA3	2.55	0.41
5:3D:117:MET:HE2	5:3D:117:MET:HB3	1.87	0.41
5:3F:36:ARG:NH2	5:3G:121:ARG:NH1	2.68	0.41
5:3F:48:PHE:CE1	5:3F:67:GLY:HA3	2.55	0.41
5:3F:163:LEU:HD22	5:3F:165:ASN:HD21	1.84	0.41
5:3G:108:MET:HG3	5:3G:186:ALA:HA	2.01	0.41
5:3H:11:MET:HE3	5:3H:11:MET:HB3	1.99	0.41
5:3H:48:PHE:CE1	5:3H:67:GLY:HA3	2.55	0.41
6:9B:479:MET:HA	6:9B:482:LYS:HD2	2.01	0.41
5:6A:72:ALA:HB1	5:6B:117:MET:HE2	2.01	0.41
5:6A:200:ILE:O	5:6A:201:MET:C	2.62	0.41
1:A0:319:TYR:HB3	1:A0:323:VAL:HG21	2.02	0.41
2:A3:416:ASN:HA	2:A3:419:VAL:HG22	2.02	0.41
1:A4:56:THR:OG1	1:B3:285:GLN:N	2.52	0.41
2:A5:207:LEU:HD21	2:A5:300:MET:HE3	2.02	0.41
1:A6:168:GLU:HB2	1:A6:201:ALA:HA	2.01	0.41
1:A6:434:GLU:HB3	3:X3:100:ARG:HD2	1.92	0.41
2:B0:87:PRO:HG2	2:C0:278:SER:OG	2.15	0.41
2:B2:3:GLU:OE1	2:B2:3:GLU:N	2.51	0.41
2:B4:48:ASN:O	2:B4:62:ARG:NH2	2.53	0.41
2:B4:173:PRO:HB3	2:B4:380:ARG:HD3	2.02	0.41
2:C0:60:VAL:CG2	2:D0:281:TYR:C	2.92	0.41
1:D3:98:ASP:OD1	1:D3:98:ASP:N	2.52	0.41
1:F1:60:LYS:CE	1:G0:282:TYR:CZ	2.98	0.41
2:F2:117:LEU:HA	2:F2:120:VAL:HG12	2.02	0.41
2:F2:345:ILE:HG22	1:F3:398:MET:HG2	2.01	0.41
1:F3:55:GLU:O	1:G2:285:GLN:CB	2.66	0.41
1:G0:31:GLN:CD	5:4I:199:ILE:HD13	2.41	0.41
2:G1:32:PRO:HD3	2:G1:81:PHE:CZ	2.55	0.41
1:G2:286:LEU:HD13	1:G2:371:VAL:HG13	2.01	0.41
1:I2:152:LEU:HA	1:I2:155:GLU:HG2	2.02	0.41
2:I5:272:PRO:CB	2:I5:361:LEU:HD21	2.48	0.41
1:I6:91:GLN:O	1:I6:93:ILE:HG13	2.20	0.41
1:J5:395:PHE:HD2	1:J5:422:ARG:HH11	1.68	0.41
2:L3:86:ARG:NH1	2:M3:281:TYR:O	2.38	0.41
2:L3:87:PRO:CD	2:M3:278:SER:CA	2.78	0.41
2:M3:170:VAL:HG21	2:M3:377:LEU:HD11	2.02	0.41
1:N0:40:LYS:HG2	4:Y0:255:LYS:HZ2	1.85	0.41
1:N0:172:TYR:HB3	1:N0:205:ASP:HB3	2.01	0.41
1:N2:245:ASP:OD1	1:N2:245:ASP:N	2.53	0.41

Continued on next page...

Continued from previous page...

Atom-1	Atom-2	Interatomic distance (Å)	Clash overlap (Å)
1:N4:54:SER:OG	1:O4:285:GLN:HB3	2.19	0.41
1:N4:87:PHE:O	1:O4:283:HIS:CG	2.67	0.41
1:N4:157:LEU:HD23	1:N4:166:LYS:HD3	2.01	0.41
2:N5:346:PRO:CG	1:N6:397:LEU:HD12	2.50	0.41
1:N6:89:PRO:HD3	1:O6:280:LYS:HA	1.89	0.41
2:O1:83:GLN:O	2:P1:281:TYR:CE2	2.73	0.41
2:O3:405:GLU:H	6:9B:597:LYS:CB	2.34	0.41
1:O4:56:THR:HA	1:P4:285:GLN:HB2	2.01	0.41
1:O4:439:SER:OG	2:O5:390:ARG:CZ	2.67	0.41
2:O5:80:PRO:HD3	4:Y2:205:ASN:CA	2.39	0.41
2:P1:259:PRO:C	1:P2:404:PHE:H	2.27	0.41
1:P2:325:PRO:HG2	2:P3:222:TYR:CZ	2.56	0.41
1:P6:171:ILE:CG1	8:P6:501:GTP:N3	2.80	0.41
1:Q1:62:VAL:HG12	1:R1:283:HIS:ND1	2.35	0.41
1:Q5:149:PHE:HA	1:Q5:152:LEU:HD23	2.02	0.41
2:R0:145:SER:O	2:R0:149:THR:OG1	2.29	0.41
2:R4:83:GLN:HA	2:S4:281:TYR:OH	2.20	0.41
2:R4:351:THR:HG22	1:R5:179:THR:HG22	2.02	0.41
2:R6:167:PHE:HD2	2:R6:202:ILE:HD11	1.85	0.41
2:S0:58:LYS:CD	2:T0:280:GLN:HB2	2.50	0.41
2:S2:260:PHE:CZ	1:S3:402:ARG:O	2.73	0.41
2:S6:54:ALA:CB	2:T6:280:GLN:O	2.68	0.41
1:T1:32:PRO:HD2	5:7A:199:ILE:HG21	1.99	0.41
1:T1:93:ILE:HD13	1:T1:118:VAL:HG22	2.01	0.41
1:T1:346:TRP:HB3	2:T2:391:ARG:HG3	2.01	0.41
2:T2:256:ASN:OD1	1:T3:182:VAL:HG12	2.20	0.41
2:T2:312:THR:HG21	1:T3:181:VAL:HG21	2.02	0.41
1:T3:12:ALA:HB2	8:T3:501:GTP:N9	2.34	0.41
1:T5:25:CYS:C	5:5A:196:VAL:HG11	2.43	0.41
2:T6:12:CYS:HB2	9:T6:501:GDP:C8	2.55	0.41
2:T6:173:PRO:HB3	2:T6:380:ARG:HD2	2.01	0.41
2:U0:267:MET:HE1	2:U0:373:ALA:HB3	2.01	0.41
1:U1:325:PRO:CB	2:U2:222:TYR:HE2	2.33	0.41
2:U2:299:MET:HE3	2:U2:299:MET:HB3	1.91	0.41
1:U5:79:ARG:NH2	1:U5:92:LEU:O	2.54	0.41
2:V1:162:ARG:HD3	2:V1:162:ARG:HA	1.86	0.41
2:V1:255:VAL:HG21	1:V2:102:ASN:ND2	2.34	0.41
1:V2:406:HIS:HA	1:V2:409:VAL:HG12	2.02	0.41
2:V5:85:PHE:O	2:W5:281:TYR:CG	2.73	0.41
1:W4:119:LEU:HD11	1:W4:156:ARG:HB3	2.02	0.41
2:W5:162:ARG:HD3	2:W5:162:ARG:HA	1.76	0.41

Continued on next page...

Continued from previous page...

Atom-1	Atom-2	Interatomic distance (Å)	Clash overlap (Å)
2:W5:276:ARG:CZ	7:8C:325:LEU:HD23	2.41	0.41
5:1E:176:VAL:HG23	5:1E:180:GLU:CD	2.45	0.41
5:1F:48:PHE:CE1	5:1F:67:GLY:HA3	2.55	0.41
5:2B:144:HIS:HB3	5:2B:204:THR:CG2	2.50	0.41
5:2D:176:VAL:HG23	5:2D:180:GLU:OE1	2.21	0.41
5:3J:11:MET:HE3	5:3J:11:MET:HB3	1.99	0.41
5:4J:48:PHE:CE1	5:4J:67:GLY:HA3	2.55	0.41
5:2I:48:PHE:CE1	5:2I:67:GLY:HA3	2.55	0.41
5:4I:48:PHE:CE1	5:4I:67:GLY:HA3	2.55	0.41
5:5D:113:LYS:HA	5:5D:116:ILE:HD12	2.02	0.41
2:A1:327:ASP:HB3	1:A2:177:VAL:HG13	2.01	0.41
1:A2:105:ARG:HG2	1:A2:411:GLU:HG2	2.01	0.41
2:A5:283:ALA:HA	2:M5:55:THR:H	1.85	0.41
2:A5:344:TRP:HZ3	1:A6:403:ALA:HB2	1.85	0.41
2:A5:380:ARG:HA	2:A5:383:GLU:HG2	2.03	0.41
1:A6:35:GLN:NE2	1:B5:282:TYR:CZ	2.83	0.41
1:B1:60:LYS:HD3	1:C1:283:HIS:HA	2.01	0.41
1:C1:108:TYR:HE2	1:C1:413:MET:HE3	1.86	0.41
2:C2:317:PHE:HB2	2:C2:353:VAL:HG12	2.02	0.41
2:C2:388:MET:HE2	2:C2:388:MET:HB3	1.96	0.41
2:D0:8:GLN:HE21	2:D0:14:ASN:HA	1.85	0.41
2:D0:198:GLU:OE2	2:D0:200:TYR:OH	2.22	0.41
1:D1:88:HIS:HD2	1:E1:284:GLU:HB2	1.75	0.41
2:D6:55:THR:N	2:E6:283:ALA:HA	2.34	0.41
2:E2:73:MET:HE2	2:E2:92:PHE:HB3	2.02	0.41
1:E3:68:VAL:HG12	1:E3:93:ILE:HB	2.01	0.41
1:E3:311:LYS:HD3	1:E3:344:VAL:HG12	2.02	0.41
1:F3:90:GLU:HG3	1:G2:280:LYS:HD3	1.98	0.41
1:F5:288:VAL:HA	1:F5:291:ILE:HG12	2.02	0.41
1:G2:241:SER:OG	1:G2:250:VAL:O	2.26	0.41
2:H3:4:ILE:HB	2:H3:50:TYR:HE1	1.84	0.41
2:H3:137:HIS:NE2	2:H3:168:SER:OG	2.46	0.41
1:H4:88:HIS:NE2	1:H4:90:GLU:OE1	2.53	0.41
1:I0:171:ILE:HD13	1:I0:204:VAL:HG23	2.02	0.41
2:I3:313:VAL:HB	2:I3:349:VAL:HG22	2.02	0.41
1:J1:206:ASN:OD1	8:J1:501:GTP:N2	2.48	0.41
1:J3:15:GLN:O	1:J3:228:ASN:ND2	2.52	0.41
2:J6:271:ALA:N	2:J6:272:PRO:CD	2.82	0.41
1:K2:289:ALA:HA	1:K2:292:THR:HG22	2.01	0.41
1:L2:252:LEU:HA	1:L2:255:PHE:CE1	2.55	0.41
2:L3:87:PRO:N	2:M3:281:TYR:CE2	2.88	0.41

Continued on next page...

Continued from previous page...

Atom-1	Atom-2	Interatomic distance (Å)	Clash overlap (Å)
2:L3:347:ASN:HD22	1:L4:178:SER:HB2	1.84	0.41
1:M0:52:PHE:CZ	1:M0:239:THR:HG21	2.55	0.41
1:M2:205:ASP:N	1:M2:205:ASP:OD1	2.51	0.41
1:N2:87:PHE:N	1:O2:283:HIS:HE1	2.10	0.41
1:N2:195:LEU:HD11	1:N2:264:ARG:HH12	1.85	0.41
2:N3:87:PRO:HG2	2:O3:277:GLY:C	2.46	0.41
1:N4:124:LYS:NZ	1:O4:294:ALA:HA	2.35	0.41
1:N4:397:LEU:HD23	1:N4:397:LEU:HA	1.93	0.41
1:N6:276:ILE:H	1:N6:276:ILE:HG12	1.68	0.41
1:O0:62:VAL:CG2	1:P0:283:HIS:HB3	2.50	0.41
2:O3:276:ARG:HG2	4:Y1:57:LEU:HD21	0.70	0.41
1:O4:439:SER:CB	2:O5:390:ARG:NH2	2.74	0.41
1:P0:254:GLU:HG2	2:P1:98:GLY:C	2.45	0.41
2:P3:83:GLN:O	2:Q2:281:TYR:OH	2.22	0.41
2:P3:255:VAL:CG2	1:P4:102:ASN:ND2	2.83	0.41
2:Q2:261:PRO:HG3	1:Q3:406:HIS:CD2	2.54	0.41
1:Q3:349:THR:OG1	2:Q4:176:SER:CB	2.68	0.41
2:R2:60:VAL:HG12	2:S2:281:TYR:HD1	1.85	0.41
2:R2:151:LEU:O	2:R2:155:ILE:HG12	2.20	0.41
2:R4:31:ASP:OD1	2:R4:35:THR:N	2.54	0.41
2:R4:350:LYS:CA	1:R5:179:THR:O	2.65	0.41
2:R6:137:HIS:HB2	2:R6:144:GLY:HA3	2.03	0.41
2:S0:259:PRO:HA	1:S1:404:PHE:N	2.34	0.41
2:S4:211:CYS:HA	2:S4:215:LEU:HB2	2.02	0.41
1:S5:12:ALA:HB1	8:S5:501:GTP:N9	2.36	0.41
1:S5:89:PRO:HD2	1:T5:280:LYS:HG3	2.00	0.41
1:T1:7:ILE:HB	1:T1:137:VAL:HG12	2.01	0.41
2:T4:331:LEU:HD11	1:T5:176:GLN:HB3	2.02	0.41
1:U1:325:PRO:HB2	2:U2:222:TYR:HE2	1.85	0.41
2:U4:19:LYS:HA	2:U4:19:LYS:HD3	1.74	0.41
2:U4:113:VAL:HG11	2:U4:150:LEU:HD22	2.02	0.41
2:V1:60:VAL:CG1	2:W1:281:TYR:O	2.60	0.41
1:V4:102:ASN:HB3	1:V4:105:ARG:HB2	2.02	0.41
2:V5:263:LEU:HD22	2:V5:422:TYR:HE1	1.85	0.41
1:W0:145:THR:N	8:W0:501:GTP:O3B	2.47	0.41
2:W3:375:GLN:HG3	2:W3:422:TYR:HD2	1.84	0.41
2:W3:406:MET:HE2	2:W3:406:MET:HB3	1.87	0.41
1:W4:211:ASP:O	1:W4:215:ARG:HG2	2.20	0.41
1:W4:377:MET:HE2	1:W4:377:MET:HB3	1.89	0.41
5:2B:48:PHE:CE1	5:2B:67:GLY:HA3	2.55	0.41
5:2B:163:LEU:HD22	5:2B:165:ASN:HD21	1.84	0.41

Continued on next page...

Continued from previous page...

Atom-1	Atom-2	Interatomic distance (Å)	Clash overlap (Å)
5:2B:188:VAL:O	5:2B:191:SER:N	2.53	0.41
5:2F:48:PHE:HB2	5:2F:97:PHE:HE1	1.83	0.41
5:3H:176:VAL:HG23	5:3H:180:GLU:OE1	2.20	0.41
5:4J:163:LEU:HD22	5:4J:165:ASN:HD21	1.84	0.41
5:2H:48:PHE:CE1	5:2H:67:GLY:HA3	2.55	0.41
5:4H:11:MET:HE3	5:4H:11:MET:HB3	1.99	0.41
5:4H:176:VAL:HG23	5:4H:180:GLU:OE1	2.20	0.41
5:2J:48:PHE:CE1	5:2J:67:GLY:HA3	2.55	0.41
5:6C:117:MET:HE2	5:6C:117:MET:HB3	1.95	0.41
5:5A:30:ARG:HD3	5:5A:106:PRO:HA	2.01	0.41
5:5A:141:ASN:HB3	5:5A:207:LYS:HG3	1.51	0.41
5:5B:48:PHE:CE1	5:5B:67:GLY:HA3	2.55	0.41
5:2G:48:PHE:CE1	5:2G:67:GLY:HA3	2.55	0.41
1:A4:89:PRO:CD	1:B3:280:LYS:HD3	2.16	0.41
1:A6:283:HIS:CD2	1:M6:85:GLN:O	2.73	0.41
2:B0:151:LEU:HD23	2:B0:151:LEU:HA	1.84	0.41
1:B1:98:ASP:OD1	1:B1:99:ALA:N	2.49	0.41
1:B1:127:ASP:HB2	1:C1:290:GLU:OE1	2.21	0.41
1:B3:32:PRO:CG	5:1B:200:ILE:HD13	2.47	0.41
2:B4:292:GLN:O	2:B4:298:ASN:ND2	2.53	0.41
2:D0:12:CYS:HB3	2:D0:138:SER:HB3	2.02	0.41
1:D3:62:VAL:CG1	1:E3:283:HIS:O	2.68	0.41
2:E0:378:PHE:HA	2:E0:381:ILE:HG22	2.02	0.41
1:E1:6:SER:HB3	1:E1:8:HIS:CE1	2.56	0.41
1:E1:304:LYS:HA	1:E1:304:LYS:HD2	1.90	0.41
1:E3:254:GLU:OE2	1:E3:352:LYS:NZ	2.31	0.41
2:E6:67:ASP:OD1	2:E6:68:LEU:N	2.51	0.41
2:E6:161:ASP:OD1	2:E6:161:ASP:N	2.54	0.41
2:F0:31:ASP:OD1	2:F0:34:GLY:N	2.40	0.41
1:F3:296:PHE:HE1	1:F3:377:MET:HE1	1.85	0.41
2:F4:134:GLN:HG3	2:F4:165:ASN:HB3	2.01	0.41
2:F6:86:ARG:HH21	2:G5:278:SER:HB3	1.85	0.41
1:H4:287:SER:H	1:H4:290:GLU:HG2	1.85	0.41
2:H5:145:SER:HB2	2:H5:188:SER:HB3	2.02	0.41
2:I3:135:LEU:HG	2:I3:137:HIS:HD2	1.84	0.41
1:J3:365:GLY:O	5:2G:146:PRO:CG	2.68	0.41
1:J5:32:PRO:HG2	5:1G:200:ILE:CD1	2.50	0.41
1:K0:205:ASP:OD1	1:K0:205:ASP:N	2.54	0.41
1:K0:308:ARG:CB	1:N0:283:HIS:CD2	3.03	0.41
2:K1:298:ASN:O	2:K1:298:ASN:ND2	2.38	0.41
1:K2:11:GLN:HG3	1:K2:74:VAL:HG21	2.03	0.41

Continued on next page...

Continued from previous page...

Atom-1	Atom-2	Interatomic distance (Å)	Clash overlap (Å)
1:K2:18:ASN:HD22	1:K2:18:ASN:HA	1.62	0.41
2:K5:33:THR:O	2:K5:58:LYS:NZ	2.54	0.41
2:L3:290:THR:HG21	2:L3:329:GLN:HB3	2.02	0.41
1:M2:381:THR:OG1	1:M2:382:THR:N	2.54	0.41
2:M3:331:LEU:HD22	1:M4:177:VAL:HG12	2.02	0.41
2:M5:198:GLU:HG2	2:M5:266:PHE:HE2	1.85	0.41
1:N0:263:PRO:HG3	2:N1:396:HIS:CG	2.55	0.41
2:N5:347:ASN:HD22	1:N6:178:SER:HB2	1.78	0.41
1:N6:206:ASN:ND2	8:N6:501:GTP:C2'	2.78	0.41
2:O1:430:ALA:HB1	1:O2:397:LEU:HD11	2.02	0.41
1:O2:441:GLU:CG	6:9B:612:LYS:HG2	2.50	0.41
2:O5:322:SER:HB3	1:O6:221:ARG:HB3	2.02	0.41
1:O6:217:LEU:HD21	1:O6:368:LEU:HD23	2.02	0.41
2:P3:255:VAL:HG22	1:P4:102:ASN:HD21	1.85	0.41
1:P4:149:PHE:HA	1:P4:152:LEU:HD23	2.03	0.41
1:Q1:60:LYS:CD	1:R1:282:TYR:CB	2.91	0.41
1:Q1:89:PRO:HD2	1:R1:280:LYS:HG2	2.02	0.41
2:Q2:390:ARG:HH12	6:9B:530:LYS:HE3	1.80	0.41
2:Q2:406:MET:CA	6:9B:518:LYS:HD2	2.38	0.41
1:Q5:396:ASP:OD2	1:Q5:422:ARG:NH2	2.53	0.41
1:R1:247:ALA:HB1	2:R2:222:TYR:CD2	2.55	0.41
1:R1:248:LEU:HD21	9:R2:501:GDP:H5"	2.02	0.41
2:R2:274:THR:HG21	2:R2:282:ARG:HG3	2.03	0.41
1:R3:261:PRO:HA	2:R4:394:PHE:CG	2.55	0.41
2:R4:346:PRO:HD3	1:R5:397:LEU:CD2	2.50	0.41
2:R4:390:ARG:HG2	6:9A:480:LYS:CE	2.48	0.41
1:R5:171:ILE:CG2	8:R5:501:GTP:H1'	2.30	0.41
2:S0:86:ARG:HE	2:T0:281:TYR:C	2.28	0.41
1:S1:263:PRO:CG	2:S2:396:HIS:CG	3.00	0.41
1:S1:275:VAL:HG23	1:S1:368:LEU:HD21	2.02	0.41
1:S5:107:HIS:CD2	1:S5:151:SER:HB3	2.55	0.41
1:T1:166:LYS:HB2	1:T1:166:LYS:HE3	1.85	0.41
1:T5:326:LYS:HD3	2:T6:220:PRO:CG	2.50	0.41
2:T6:16:ILE:HG13	9:T6:501:GDP:N1	2.35	0.41
2:T6:117:LEU:HD23	2:T6:117:LEU:HA	1.92	0.41
1:U1:349:THR:O	2:U2:179:VAL:HA	2.20	0.41
2:U2:54:ALA:CB	2:V1:283:ALA:N	2.83	0.41
2:U2:83:GLN:CB	2:V1:281:TYR:OH	2.44	0.41
1:U3:401:LYS:HB3	1:U3:401:LYS:HE2	1.80	0.41
1:V0:89:PRO:HD2	1:W0:280:LYS:CD	2.44	0.41
2:V1:192:LEU:HD23	2:V1:192:LEU:HA	1.94	0.41

Continued on next page...

Continued from previous page...

Atom-1	Atom-2	Interatomic distance (Å)	Clash overlap (Å)
2:V3:229:VAL:HG12	2:V3:233:MET:HE2	2.02	0.41
2:W1:322:SER:HB3	1:W2:221:ARG:HB3	2.03	0.41
1:W4:186:ASN:OD1	1:W4:408:TYR:OH	2.39	0.41
5:1E:202:MET:HA	5:1E:206:TRP:CD1	2.48	0.41
5:2F:163:LEU:HD22	5:2F:165:ASN:HD21	1.84	0.41
5:4J:116:ILE:HD13	5:4J:185:TYR:HB3	2.01	0.41
5:2I:11:MET:HB2	5:2I:191:SER:CB	2.50	0.41
5:2I:125:LYS:O	5:2I:127:GLY:N	2.54	0.41
5:3I:131:ILE:O	5:3I:175:LEU:HA	2.21	0.41
5:2J:11:MET:HB2	5:2J:191:SER:HA	2.02	0.41
5:7C:182:MET:HE2	5:7C:182:MET:HB3	1.95	0.41
5:5C:117:MET:HE2	5:5C:117:MET:HB3	1.95	0.41
2:A1:195:ASN:C	2:A1:195:ASN:ND2	2.76	0.41
1:A2:31:GLN:HA	5:2C:196:VAL:HG22	2.02	0.41
1:A2:420:GLU:HG2	3:X1:109:GLN:HB2	2.02	0.41
1:A4:56:THR:HG21	1:B3:284:GLU:C	2.29	0.41
1:A4:381:THR:OG1	1:A4:382:THR:N	2.54	0.41
1:A6:420:GLU:CG	3:X3:109:GLN:CD	2.82	0.41
2:C2:180:VAL:HG22	2:C2:183:TYR:HB2	2.03	0.41
2:D0:248:ALA:HA	2:D0:252:LYS:HD2	2.02	0.41
2:E2:3:GLU:HA	2:E2:49:VAL:HA	2.03	0.41
2:F0:161:ASP:OD1	2:F0:161:ASP:N	2.49	0.41
1:F1:60:LYS:CD	1:G0:282:TYR:CD1	3.03	0.41
1:F3:161:TYR:HB3	1:F3:164:LYS:HG3	2.03	0.41
1:G4:2:ARG:HG2	1:G4:51:THR:HG22	2.02	0.41
2:G5:58:LYS:HZ2	2:H5:280:GLN:HG3	1.84	0.41
2:G5:201:CYS:SG	2:G5:265:PHE:HB3	2.60	0.41
2:H5:83:GLN:O	2:I5:281:TYR:CE1	2.73	0.41
1:I0:257:THR:HG1	2:I1:397:TRP:CG	2.38	0.41
1:I2:430:LYS:HE2	1:I2:430:LYS:HB3	1.90	0.41
1:J3:212:ILE:HD13	1:J3:212:ILE:HA	1.95	0.41
2:J4:226:ASN:OD1	9:J4:501:GDP:N1	2.43	0.41
1:J5:377:MET:HE3	1:J5:379:SER:HB3	2.03	0.41
1:K2:86:LEU:C	1:L2:283:HIS:CE1	2.98	0.41
1:K4:324:VAL:HG12	1:K4:326:LYS:H	1.85	0.41
1:N0:220:GLU:H	1:N0:220:GLU:CD	2.29	0.41
2:N3:350:LYS:HZ3	1:N4:179:THR:HG22	1.84	0.41
1:N4:329:ASN:ND2	2:N5:175:VAL:HG22	2.34	0.41
1:O0:233:GLN:HE22	1:O0:362:VAL:HG12	1.85	0.41
1:O2:441:GLU:CA	6:9B:612:LYS:CG	2.99	0.41
1:O4:228:ASN:OD1	8:O4:501:GTP:N1	2.54	0.41

Continued on next page...

Continued from previous page...

Atom-1	Atom-2	Interatomic distance (Å)	Clash overlap (Å)
2:O5:66:VAL:HA	2:O5:91:VAL:O	2.21	0.41
1:P0:441:GLU:HG2	2:P1:390:ARG:HH12	1.85	0.41
1:P2:262:TYR:C	2:P3:396:HIS:CE1	2.99	0.41
1:P4:269:LEU:HD22	1:P4:303:VAL:HG21	2.02	0.41
2:Q2:53:GLU:O	2:R2:283:ALA:HB1	1.97	0.41
2:Q2:246:LEU:HD11	1:Q3:224:TYR:HE2	1.71	0.41
2:Q2:331:LEU:HD22	1:Q3:177:VAL:HG12	2.00	0.41
2:Q4:141:GLY:O	2:Q4:145:SER:OG	2.35	0.41
1:R1:62:VAL:HA	1:R1:63:PRO:HD3	1.92	0.41
2:R2:386:THR:HG21	6:9B:483:GLU:HG2	1.25	0.41
2:R4:86:ARG:NH1	2:S4:282:ARG:HA	2.35	0.41
2:R4:249:ASP:OD2	1:R5:98:ASP:OD1	2.38	0.41
2:R4:327:ASP:O	1:R5:177:VAL:HG12	2.20	0.41
2:R4:406:MET:HA	6:9A:472:SER:HB3	2.01	0.41
2:R6:86:ARG:CA	2:S6:281:TYR:CB	2.95	0.41
1:S1:13:GLY:HA2	1:S1:16:ILE:HG22	2.01	0.41
1:S1:311:LYS:NZ	1:S1:436:GLY:O	2.42	0.41
1:S3:247:ALA:O	2:S4:11:GLN:NE2	2.54	0.41
2:S4:144:GLY:N	9:S4:501:GDP:O2B	2.52	0.41
2:T4:17:GLY:HA2	2:T4:20:PHE:HB3	2.02	0.41
1:T5:304:LYS:HA	1:T5:304:LYS:HD2	1.76	0.41
2:T6:101:TRP:CD1	2:T6:146:GLY:HA2	2.54	0.41
2:U0:7:LEU:N	2:U0:134:GLN:O	2.49	0.41
2:U0:293:MET:HG3	2:U0:367:PHE:HB2	2.01	0.41
1:U1:205:ASP:OD2	1:U1:303:VAL:HA	2.20	0.41
2:U2:221:THR:HG23	2:U2:223:GLY:H	1.86	0.41
1:U3:171:ILE:HG21	8:U3:501:GTP:N3	2.36	0.41
1:V0:40:LYS:CB	7:8A:313:ARG:NH1	2.74	0.41
1:V0:124:LYS:HD3	1:W0:290:GLU:CD	2.44	0.41
1:V0:217:LEU:HB3	1:V0:219:ILE:HG13	2.02	0.41
1:W0:121:ARG:HH12	3:X0:6:PHE:N	2.19	0.41
1:W0:181:VAL:HG23	1:W0:182:VAL:HG23	2.02	0.41
2:W1:285:THR:HB	2:W1:287:PRO:HD2	2.03	0.41
2:W3:309:ARG:N	2:W3:372:THR:OG1	2.53	0.41
2:W5:254:ALA:HB1	1:W6:407:TRP:CH2	2.55	0.41
5:2B:141:ASN:HB3	5:2B:207:LYS:HG3	1.51	0.41
5:3D:176:VAL:HG23	5:3D:180:GLU:OE1	2.21	0.41
5:3J:141:ASN:HB3	5:3J:207:LYS:HG3	1.51	0.41
5:2I:8:ASP:OD1	5:2I:38:SER:OG	2.29	0.41
5:6A:77:LYS:CE	5:6B:89:LYS:NZ	2.79	0.41
5:6B:176:VAL:HG23	5:6B:180:GLU:CD	2.46	0.41

Continued on next page...

Continued from previous page...

Atom-1	Atom-2	Interatomic distance (Å)	Clash overlap (Å)
5:5A:11:MET:HE3	5:5A:11:MET:HB3	1.99	0.41
5:5B:176:VAL:HG23	5:5B:180:GLU:CD	2.46	0.41
2:A1:5:VAL:HG22	2:A1:62:ARG:HD2	2.01	0.41
2:A1:162:ARG:HD3	2:A1:162:ARG:HA	1.86	0.41
1:A4:283:HIS:CG	1:M4:60:LYS:NZ	2.88	0.41
1:A4:400:ALA:HA	3:X2:52:THR:CB	2.51	0.41
2:B2:54:ALA:HB1	2:C2:282:ARG:O	2.20	0.41
1:B3:90:GLU:N	1:C3:280:LYS:HD3	2.35	0.41
1:B5:396:ASP:OD2	1:B5:422:ARG:NH2	2.44	0.41
1:C3:89:PRO:HD3	1:D3:283:HIS:HD2	1.85	0.41
1:C5:406:HIS:HA	1:C5:409:VAL:HG12	2.02	0.41
2:D0:375:GLN:HE21	2:D0:379:LYS:HE2	1.85	0.41
1:D1:165:SER:OG	1:D1:256:GLN:NE2	2.47	0.41
1:D1:313:MET:HB2	1:D1:380:ASN:HB3	2.01	0.41
1:D5:313:MET:HE3	1:D5:313:MET:HB3	1.83	0.41
1:D5:345:ASP:OD1	1:D5:345:ASP:N	2.51	0.41
2:E2:271:ALA:HB2	2:E2:293:MET:CE	2.48	0.41
1:E3:55:GLU:N	1:F3:285:GLN:OE1	2.53	0.41
2:E4:286:VAL:HG21	2:E4:325:GLU:HB2	2.02	0.41
2:F2:153:SER:HA	2:F2:195:ASN:HD21	1.85	0.41
1:F3:168:GLU:HG3	1:F3:201:ALA:HA	2.02	0.41
2:F4:238:THR:OG1	2:F4:318:ARG:NH1	2.53	0.41
1:G0:98:ASP:OD1	1:G0:98:ASP:N	2.53	0.41
1:G0:108:TYR:CZ	1:G0:413:MET:HB3	2.56	0.41
1:G2:182:VAL:O	1:G2:186:ASN:ND2	2.53	0.41
1:G4:50:ASN:O	1:G4:64:ARG:NH1	2.53	0.41
2:H5:321:MET:HE2	2:H5:321:MET:HB3	1.94	0.41
1:I6:60:LYS:CE	2:J6:280:GLN:CG	2.81	0.41
1:I6:172:TYR:OH	1:I6:387:ALA:O	2.31	0.41
1:J3:219:ILE:HG23	5:2G:150:ASN:HB3	1.98	0.41
2:K1:340:TYR:HH	2:N1:281:TYR:C	2.11	0.41
1:K2:166:LYS:HB2	1:K2:166:LYS:HE3	1.91	0.41
2:L1:172:SER:HB3	2:L1:175:VAL:HB	2.02	0.41
1:L2:50:ASN:O	1:L2:64:ARG:NH1	2.54	0.41
1:L2:255:PHE:O	1:L2:259:LEU:HB2	2.19	0.41
2:L3:248:ALA:HA	2:L3:252:LYS:HD3	2.02	0.41
1:M0:2:ARG:HB3	1:M0:242:LEU:HD22	2.03	0.41
1:N0:142:GLY:O	1:N0:186:ASN:ND2	2.49	0.41
1:N0:353:VAL:HG23	2:N1:177:ASP:OD1	2.21	0.41
1:N2:254:GLU:OE1	2:N3:99:ASN:CG	2.63	0.41
2:N3:237:THR:HG22	2:N3:250:LEU:HD11	2.01	0.41

Continued on next page...

Continued from previous page...

Atom-1	Atom-2	Interatomic distance (Å)	Clash overlap (Å)
2:N5:324:LYS:HG3	1:N6:210:TYR:HB3	2.01	0.41
2:O1:122:LYS:HE3	2:O1:122:LYS:HB2	1.78	0.41
1:O2:363:VAL:HG23	1:O2:366:GLY:HA3	2.02	0.41
2:O3:390:ARG:HA	6:9B:608:GLU:OE2	2.20	0.41
2:O3:405:GLU:O	6:9B:600:ILE:HG21	2.07	0.41
2:P5:87:PRO:HD3	2:Q4:281:TYR:CE2	2.56	0.41
1:Q1:254:GLU:HA	2:Q2:98:GLY:CA	2.51	0.41
1:Q1:346:TRP:CZ3	2:Q2:393:ALA:CB	3.03	0.41
2:Q2:162:ARG:HD3	2:Q2:162:ARG:HA	1.87	0.41
2:Q2:272:PRO:HB2	2:Q2:361:LEU:HD21	2.03	0.41
1:Q3:263:PRO:HG3	2:Q4:396:HIS:CB	2.50	0.41
2:R6:12:CYS:CB	9:R6:501:GDP:O4'	2.68	0.41
2:S0:204:ASN:ND2	9:S0:501:GDP:HN22	2.18	0.41
2:S2:173:PRO:HB3	2:S2:380:ARG:HD3	2.02	0.41
2:S2:405:GLU:CD	6:9B:433:LEU:CD1	2.82	0.41
1:S3:171:ILE:HG12	8:S3:501:GTP:C2	2.56	0.41
2:S4:2:ARG:HB3	2:S4:131:GLN:HB2	2.01	0.41
1:S5:60:LYS:CG	1:T5:282:TYR:CZ	2.89	0.41
1:S5:62:VAL:HG22	1:T5:283:HIS:CA	1.94	0.41
2:S6:380:ARG:HA	2:S6:383:GLU:HG2	2.03	0.41
2:T0:258:VAL:O	1:T1:407:TRP:CH2	2.74	0.41
2:T4:99:ASN:HA	2:T4:142:GLY:H	1.85	0.41
1:T5:248:LEU:CD1	2:T6:222:TYR:HE2	2.33	0.41
1:T5:274:PRO:HG3	1:T5:286:LEU:HD22	2.03	0.41
2:U2:168:SER:OG	2:U2:200:TYR:O	2.32	0.41
2:U4:152:ILE:HG23	2:U4:164:MET:HE2	2.02	0.41
2:U4:334:GLN:HE22	2:U4:347:ASN:HA	1.85	0.41
1:V4:101:ASN:HA	1:V4:144:GLY:H	1.85	0.41
3:X1:33:HIS:CE1	3:X1:50:GLU:HB3	2.56	0.41
3:X3:142:ARG:HD2	3:X3:142:ARG:HA	1.90	0.41
4:Y2:66:PHE:CE1	4:Y2:70:ILE:HD11	2.56	0.41
5:1B:129:GLY:HA2	5:1B:178:PRO:HD2	2.02	0.41
5:1C:177:THR:OG1	5:1C:180:GLU:HG2	2.21	0.41
5:1D:77:LYS:CE	5:1E:89:LYS:NZ	2.84	0.41
5:1E:101:LEU:O	5:1E:105:ARG:HG3	2.19	0.41
5:1E:176:VAL:HG23	5:1E:180:GLU:OE1	2.20	0.41
5:2B:49:ARG:HH12	5:2B:180:GLU:HB3	1.86	0.41
5:3H:192:ILE:HD13	5:3H:192:ILE:HA	1.90	0.41
6:9B:463:ALA:HA	6:9B:466:ARG:HD2	2.02	0.41
6:9B:493:LEU:HA	6:9B:496:LYS:HD2	2.02	0.41
5:2I:42:LYS:HG3	5:2I:180:GLU:HB2	2.03	0.41

Continued on next page...

Continued from previous page...

Atom-1	Atom-2	Interatomic distance (Å)	Clash overlap (Å)
5:4I:131:ILE:O	5:4I:175:LEU:HA	2.21	0.41
5:7A:48:PHE:CE1	5:7A:67:GLY:HA3	2.55	0.41
5:7A:163:LEU:HD22	5:7A:165:ASN:HD21	1.84	0.41
5:7B:11:MET:HE3	5:7B:11:MET:HB3	1.99	0.41
5:7C:11:MET:HE3	5:7C:11:MET:HB3	1.99	0.41
5:7C:117:MET:HE2	5:7C:117:MET:HB3	1.95	0.41
5:7D:7:HIS:O	5:7D:191:SER:HB2	2.21	0.41
5:6A:163:LEU:HD22	5:6A:165:ASN:HD21	1.84	0.41
5:1G:11:MET:HE3	5:1G:11:MET:HB3	1.98	0.41
1:A0:420:GLU:HA	3:X0:108:TYR:CE1	2.56	0.41
2:A3:73:MET:SD	2:A3:90:PHE:HB3	2.61	0.41
1:A4:280:LYS:CB	1:M4:89:PRO:CD	2.98	0.41
2:A5:87:PRO:CG	2:B4:278:SER:OG	2.68	0.41
2:A5:267:MET:HE2	2:A5:371:SER:HB3	2.03	0.41
2:B4:155:ILE:HG22	2:B4:164:MET:HE1	2.01	0.41
2:C4:83:GLN:C	2:D4:281:TYR:HH	2.28	0.41
1:C5:68:VAL:HG22	1:C5:93:ILE:HD12	2.01	0.41
2:D0:256:ASN:HD21	1:D1:181:VAL:H	1.68	0.41
2:D6:86:ARG:HG3	2:D6:88:ASP:N	2.36	0.41
1:E1:170:SER:OG	1:E1:203:MET:SD	2.79	0.41
1:E1:320:ARG:HD3	1:E1:360:PRO:HG3	2.01	0.41
2:F0:258:VAL:HG22	2:F0:266:PHE:HZ	1.85	0.41
1:F1:60:LYS:HE3	1:G0:282:TYR:CZ	2.47	0.41
2:F4:84:ILE:O	2:G3:281:TYR:HE1	1.88	0.41
2:F4:344:TRP:CG	1:F5:401:LYS:HD2	2.55	0.41
2:F6:392:LYS:HB3	2:F6:395:LEU:HD12	2.02	0.41
1:G2:26:LEU:HD23	1:G2:363:VAL:HG12	2.03	0.41
2:G5:68:LEU:HD13	2:G5:143:THR:HG23	2.03	0.41
2:G5:72:THR:O	2:G5:75:SER:OG	2.32	0.41
1:H0:269:LEU:HD22	1:H0:303:VAL:HG21	2.02	0.41
2:H3:238:THR:HA	2:H3:241:ARG:HH21	1.86	0.41
1:H4:88:HIS:HA	1:I4:283:HIS:CG	2.56	0.41
2:I5:55:THR:CB	1:J5:372:GLN:HG3	2.49	0.41
2:I5:257:MET:HA	2:I5:312:THR:HG21	2.01	0.41
1:L0:88:HIS:CG	1:M0:283:HIS:CB	3.03	0.41
1:L0:189:LEU:HD13	1:L0:413:MET:HE1	2.02	0.41
2:L1:257:MET:HE2	2:L1:257:MET:HB2	1.85	0.41
2:L5:246:LEU:HD11	1:L6:224:TYR:OH	2.21	0.41
2:L5:256:ASN:HA	1:L6:181:VAL:HG21	1.91	0.41
1:L6:124:LYS:CE	1:M6:297:GLU:OE1	2.68	0.41
1:M2:32:PRO:HG3	5:2D:200:ILE:HD11	2.02	0.41

Continued on next page...

Continued from previous page...

Atom-1	Atom-2	Interatomic distance (Å)	Clash overlap (Å)
2:M3:271:ALA:CB	2:M3:365:ALA:HB3	2.50	0.41
1:M4:320:ARG:O	1:M4:373:ARG:HA	2.20	0.41
2:N1:162:ARG:HD3	2:N1:162:ARG:HA	1.87	0.41
1:N2:50:ASN:O	1:N2:64:ARG:NH1	2.45	0.41
1:O4:258:ASN:HD21	2:O5:99:ASN:HD22	1.67	0.41
2:P3:53:GLU:O	2:Q2:283:ALA:HB2	2.21	0.41
2:P3:345:ILE:HA	1:P4:398:MET:HG2	2.03	0.41
1:P4:427:ALA:HA	1:P4:430:LYS:HG2	2.03	0.41
2:P5:54:ALA:HB3	2:P5:58:LYS:HB2	2.01	0.41
2:P5:409:THR:HG21	6:9A:557:LEU:C	2.45	0.41
2:Q0:347:ASN:ND2	1:Q1:178:SER:HB2	2.35	0.41
2:Q2:389:PHE:CD1	6:9B:519:TRP:CH2	3.04	0.41
1:Q5:138:PHE:HZ	1:Q5:235:VAL:HG21	1.85	0.41
2:S0:84:ILE:O	2:T0:281:TYR:CD2	2.66	0.41
1:S1:69:ASP:OD1	1:S1:70:LEU:N	2.52	0.41
1:S3:203:MET:HE1	1:S3:267:PHE:HB3	2.03	0.41
2:S4:1:MET:SD	1:S5:72:PRO:CB	3.09	0.41
2:S4:58:LYS:HD3	2:T4:280:GLN:CB	2.37	0.41
2:S4:86:ARG:HB2	2:T4:281:TYR:HB2	2.02	0.41
2:S4:256:ASN:ND2	1:S5:182:VAL:H	2.18	0.41
1:S5:144:GLY:CA	8:S5:501:GTP:O2G	2.68	0.41
2:S6:19:LYS:HE2	2:S6:19:LYS:HB2	1.94	0.41
1:T1:234:ILE:HD11	1:T1:302:MET:HE3	2.02	0.41
1:T1:364:PRO:CB	5:7A:197:TYR:OH	2.20	0.41
2:T2:313:VAL:HG13	2:T2:367:PHE:HE1	1.86	0.41
1:T3:89:PRO:CG	1:U3:280:LYS:HD2	2.50	0.41
1:V2:121:ARG:NH2	1:V2:124:LYS:HD2	2.36	0.41
2:W5:12:CYS:HB3	2:W5:138:SER:HB3	2.03	0.41
2:W5:121:ARG:O	3:X3:45:LEU:CD1	2.69	0.41
5:1A:110:ARG:HE	5:1A:114:GLU:HB2	1.85	0.41
5:1E:199:ILE:O	5:1E:203:ARG:HG3	2.21	0.41
5:2A:11:MET:HB2	5:2A:191:SER:HB3	2.02	0.41
5:2C:177:THR:OG1	5:2C:180:GLU:HG2	2.21	0.41
5:2D:176:VAL:HG23	5:2D:180:GLU:CD	2.46	0.41
5:3E:129:GLY:HA2	5:3E:178:PRO:HD2	2.03	0.41
5:3E:197:TYR:CD1	5:3E:197:TYR:C	2.99	0.41
5:3H:77:LYS:CD	5:3I:89:LYS:CE	2.77	0.41
5:3J:48:PHE:CE1	5:3J:67:GLY:HA3	2.55	0.41
5:2H:11:MET:HE3	5:2H:11:MET:HB3	1.99	0.41
5:2I:101:LEU:HD13	5:2I:183:ASN:HD21	1.84	0.41
5:7B:195:ASP:OD1	5:7B:195:ASP:N	2.54	0.41

Continued on next page...

Continued from previous page...

Atom-1	Atom-2	Interatomic distance (Å)	Clash overlap (Å)
5:6A:176:VAL:HG23	5:6A:180:GLU:OE1	2.20	0.41
5:6B:195:ASP:OD1	5:6B:195:ASP:N	2.54	0.41
5:6D:7:HIS:O	5:6D:191:SER:HB2	2.21	0.41
5:5D:7:HIS:O	5:5D:191:SER:HB2	2.21	0.41
2:A5:27:GLU:OE1	2:A5:241:ARG:NH2	2.53	0.41
1:A6:171:ILE:HD13	1:A6:204:VAL:HG23	2.02	0.41
1:B1:115:ILE:HD12	1:B1:152:LEU:HG	2.03	0.41
1:B5:255:PHE:HA	1:B5:258:ASN:HB2	2.02	0.41
2:C4:83:GLN:O	2:D4:281:TYR:OH	2.33	0.41
2:D0:58:LYS:NZ	2:E0:280:GLN:HG3	2.36	0.41
2:D4:122:LYS:O	2:E4:291:GLN:NE2	2.48	0.41
1:E5:108:TYR:OH	1:E5:417:GLU:OE2	2.39	0.41
1:F1:168:GLU:HG2	1:F1:201:ALA:HA	2.03	0.41
2:F6:248:ALA:HA	2:F6:252:LYS:HG2	2.02	0.41
1:H0:133:GLN:NE2	1:H0:251:ASP:OD1	2.54	0.41
2:H3:318:ARG:HB3	2:H3:357:PRO:HA	2.03	0.41
2:I1:246:LEU:HD22	2:I1:352:ALA:HA	2.01	0.41
1:I2:272:TYR:HD2	1:I2:275:VAL:HG22	1.85	0.41
1:I4:425:MET:HE3	1:I4:425:MET:HB3	1.96	0.41
2:I5:52:ASN:OD1	1:J5:285:GLN:HG2	2.20	0.41
1:I6:62:VAL:HG21	2:J6:281:TYR:CA	2.49	0.41
1:I6:184:PRO:HG3	1:I6:394:LYS:HD2	2.03	0.41
1:I6:413:MET:HE2	1:I6:417:GLU:HB2	2.02	0.41
1:J3:96:LYS:HA	1:J3:96:LYS:HD3	1.88	0.41
2:J4:406:MET:HE3	2:N3:304:ASP:HB3	1.93	0.41
1:K4:276:ILE:HD11	1:K4:286:LEU:HD11	2.01	0.41
2:K5:86:ARG:CB	2:L5:281:TYR:HB3	2.51	0.41
2:L1:85:PHE:N	2:M1:281:TYR:OH	2.54	0.41
2:L3:267:MET:HE2	2:L3:371:SER:HB3	2.02	0.41
1:M0:49:PHE:HB2	1:M0:53:PHE:HD2	1.85	0.41
2:M1:58:LYS:HE3	2:M1:58:LYS:HB3	1.73	0.41
2:M3:21:TRP:CZ3	2:M3:24:ILE:HD11	2.56	0.41
1:M4:115:ILE:HD12	1:M4:152:LEU:HG	2.03	0.41
2:M5:317:PHE:HB3	2:M5:321:MET:HE3	2.02	0.41
1:N2:18:ASN:HD21	1:N2:78:VAL:HG22	1.85	0.41
2:N3:280:GLN:H	2:N3:280:GLN:HG2	1.59	0.41
2:O1:58:LYS:HE3	2:O1:58:LYS:HB3	1.77	0.41
1:O6:2:ARG:HG3	1:O6:242:LEU:HD22	2.03	0.41
1:O6:16:ILE:HG12	8:O6:501:GTP:C6	2.54	0.41
1:O6:149:PHE:HA	1:O6:152:LEU:HD23	2.01	0.41
1:P0:336:LYS:HZ1	2:P1:176:SER:CB	2.34	0.41

Continued on next page...

Continued from previous page...

Atom-1	Atom-2	Interatomic distance (Å)	Clash overlap (Å)
1:P0:353:VAL:HG23	2:P1:177:ASP:HA	2.02	0.41
2:P1:323:MET:CG	1:P2:224:TYR:CD1	2.89	0.41
2:P3:331:LEU:CD1	1:P4:176:GLN:O	2.66	0.41
2:Q0:46:ARG:HH22	1:Q1:76:ASP:HB2	1.86	0.41
2:Q0:186:THR:HG23	2:Q0:415:MET:HG3	2.02	0.41
1:Q3:26:LEU:HD12	1:Q3:363:VAL:HG12	2.03	0.41
1:Q5:223:THR:OG1	1:Q5:224:TYR:N	2.52	0.41
1:R1:254:GLU:CB	2:R2:98:GLY:HA2	2.51	0.41
2:R4:267:MET:HE3	2:R4:299:MET:HG2	2.03	0.41
2:R4:383:GLU:OE2	2:R4:384:GLN:NE2	2.54	0.41
1:R5:16:ILE:HG13	8:R5:501:GTP:O6	2.20	0.41
2:R6:61:PRO:HD3	2:R6:84:ILE:HG22	2.03	0.41
2:S0:260:PHE:CZ	1:S1:401:LYS:O	2.73	0.41
1:S3:261:PRO:HB3	2:S4:394:PHE:CZ	2.56	0.41
2:S4:86:ARG:HG2	2:T4:278:SER:HB3	1.51	0.41
1:S5:304:LYS:HD2	1:S5:304:LYS:HA	1.79	0.41
1:S5:349:THR:HB	2:S6:176:SER:OG	2.21	0.41
2:S6:27:GLU:HA	2:S6:359:ARG:HH12	1.86	0.41
2:T2:135:LEU:HD23	2:T2:166:THR:HG22	2.03	0.41
1:T3:56:THR:HA	1:U3:285:GLN:CA	2.43	0.41
2:T4:68:LEU:HD11	2:T4:147:MET:HE3	2.02	0.41
2:T6:404:ASP:OD1	2:T6:404:ASP:N	2.47	0.41
1:U1:113:GLU:N	1:U1:113:GLU:OE1	2.54	0.41
1:U3:121:ARG:HH12	1:U3:124:LYS:HZ3	1.67	0.41
2:V5:139:LEU:HB2	2:V5:171:PRO:HD3	2.03	0.41
1:W0:212:ILE:HD13	1:W0:212:ILE:HA	1.94	0.41
2:W1:167:PHE:CD1	2:W1:233:MET:HE3	2.56	0.41
1:W2:172:TYR:N	1:W2:204:VAL:O	2.50	0.41
2:W3:3:GLU:HG3	2:W3:62:ARG:HH22	1.85	0.41
1:W4:346:TRP:HZ3	2:W5:394:PHE:CE2	2.39	0.41
1:W6:12:ALA:HA	8:W6:501:GTP:N7	2.35	0.41
5:1A:177:THR:OG1	5:1A:180:GLU:HG2	2.20	0.41
5:1B:77:LYS:NZ	5:1C:89:LYS:HE2	2.33	0.41
5:2D:177:THR:OG1	5:2D:180:GLU:HG2	2.21	0.41
5:2D:195:ASP:OD1	5:2D:195:ASP:N	2.54	0.41
6:9B:429:TYR:O	6:9B:433:LEU:HG	2.21	0.41
6:9B:450:GLU:O	6:9B:454:LEU:HG	2.20	0.41
5:2I:36:ARG:HH21	5:2J:110:ARG:HD2	1.84	0.41
5:2I:112:ARG:NH1	5:2I:189:SER:OG	2.54	0.41
5:7A:198:PHE:HD1	5:7A:198:PHE:HA	1.79	0.41
5:7B:48:PHE:CE1	5:7B:67:GLY:HA3	2.55	0.41

Continued on next page...

Continued from previous page...

Atom-1	Atom-2	Interatomic distance (Å)	Clash overlap (Å)
5:7B:176:VAL:HG23	5:7B:180:GLU:CD	2.46	0.41
5:6B:48:PHE:CE1	5:6B:67:GLY:HA3	2.55	0.41
5:1G:48:PHE:CE1	5:1G:67:GLY:HA3	2.55	0.41
2:A5:10:GLY:O	2:A5:14:ASN:ND2	2.53	0.41
2:A5:73:MET:HA	2:A5:76:VAL:HB	2.03	0.41
2:B2:141:GLY:O	2:B2:145:SER:OG	2.28	0.41
1:B3:151:SER:HA	1:B3:193:THR:HG21	2.03	0.41
2:B4:19:LYS:HD3	2:B4:19:LYS:HA	1.83	0.41
2:B4:42:LEU:HD13	2:B4:356:ILE:HD11	2.02	0.41
2:B4:74:ASP:OD1	2:B4:74:ASP:N	2.54	0.41
1:B5:206:ASN:OD1	8:B5:501:GTP:O2'	2.39	0.41
1:C3:185:TYR:HE2	1:C3:404:PHE:HB2	1.86	0.41
1:C3:437:VAL:O	2:C4:391:ARG:NH2	2.53	0.41
1:D1:70:LEU:HA	1:D1:95:GLY:HA3	2.03	0.41
1:D1:89:PRO:CD	1:E1:280:LYS:HG3	2.50	0.41
1:D3:291:ILE:HD13	1:D3:373:ARG:HG3	2.01	0.41
2:D4:162:ARG:HD3	2:D4:162:ARG:HA	1.94	0.41
1:D5:345:ASP:OD2	1:D5:439:SER:N	2.54	0.41
1:E1:18:ASN:HD21	1:E1:78:VAL:HG22	1.85	0.41
1:E1:70:LEU:HB3	1:E1:98:ASP:HA	2.03	0.41
1:E1:138:PHE:HZ	1:E1:235:VAL:HG11	1.86	0.41
1:E1:226:ASN:HA	1:E1:229:ARG:HD2	2.02	0.41
1:E3:62:VAL:CG1	1:F3:283:HIS:HB3	2.51	0.41
1:E3:89:PRO:HG2	1:F3:280:LYS:HG3	2.02	0.41
1:E3:203:MET:HE1	1:E3:267:PHE:HB3	2.03	0.41
1:E3:221:ARG:HA	1:E3:222:PRO:HD3	1.91	0.41
2:E4:27:GLU:OE1	2:E4:241:ARG:NH1	2.54	0.41
2:E4:312:THR:HA	2:E4:348:ASN:HB3	2.03	0.41
1:E5:319:TYR:HB3	1:E5:323:VAL:HG11	2.02	0.41
2:E6:39:ASP:OD1	2:E6:39:ASP:N	2.54	0.41
2:E6:84:ILE:HA	2:F6:281:TYR:OH	2.20	0.41
1:F1:88:HIS:HA	1:G0:283:HIS:CD2	2.56	0.41
2:F2:170:VAL:HG11	2:F2:377:LEU:HD21	2.03	0.41
1:F3:55:GLU:O	1:G2:285:GLN:CG	2.64	0.41
1:F3:195:LEU:HD11	1:F3:264:ARG:HE	1.86	0.41
1:F5:55:GLU:O	1:G4:285:GLN:CB	2.67	0.41
1:F5:122:ILE:HD13	1:F5:122:ILE:HA	1.91	0.41
1:F5:254:GLU:HB3	1:F5:352:LYS:HE2	2.03	0.41
1:G2:202:PHE:HZ	1:G2:255:PHE:HE2	1.69	0.41
2:G3:67:ASP:O	2:G3:92:PHE:HA	2.21	0.41
2:G3:112:LEU:HD12	2:G3:112:LEU:HA	1.96	0.41

Continued on next page...

Continued from previous page...

Atom-1	Atom-2	Interatomic distance (Å)	Clash overlap (Å)
1:G4:86:LEU:O	1:H4:283:HIS:CD2	2.74	0.41
2:H1:87:PRO:CD	2:I1:278:SER:CA	2.95	0.41
2:H1:211:CYS:HA	2:H1:215:LEU:HD13	2.03	0.41
1:H2:172:TYR:HE2	1:H2:390:ARG:HH22	1.69	0.41
1:H4:278:ALA:O	1:H4:282:TYR:HB2	2.20	0.41
2:H5:28:HIS:NE2	2:H5:241:ARG:HD2	2.36	0.41
2:H5:77:ARG:NH1	2:H5:82:GLY:O	2.54	0.41
2:H5:332:ASN:HA	2:H5:335:ASN:HD21	1.85	0.41
1:I0:103:TYR:HB3	1:I0:408:TYR:HE2	1.86	0.41
1:I0:139:HIS:HE1	1:I0:168:GLU:HG2	1.85	0.41
2:I1:317:PHE:HB2	2:I1:353:VAL:HG22	2.02	0.41
2:I3:100:ASN:HB3	2:I3:103:LYS:HB2	2.01	0.41
2:I5:290:THR:HG21	2:I5:329:GLN:HB3	2.03	0.41
1:J1:262:TYR:HD2	1:J1:265:ILE:HD11	1.85	0.41
1:J3:62:VAL:HG11	1:K2:283:HIS:O	2.21	0.41
1:J3:104:ALA:HB2	1:J3:413:MET:HE3	2.02	0.41
1:J3:345:ASP:N	1:J3:345:ASP:OD1	2.54	0.41
2:J4:320:ARG:NE	5:1G:148:TYR:CE1	2.74	0.41
1:J5:427:ALA:HB1	1:N4:339:ARG:NE	2.36	0.41
1:K0:90:GLU:OE2	1:L0:280:LYS:HD3	2.07	0.41
2:K1:155:ILE:HG13	2:K1:164:MET:HE1	2.03	0.41
1:K2:195:LEU:HD13	1:K2:428:LEU:HD22	2.02	0.41
2:K3:362:LYS:HB3	2:K3:362:LYS:HE3	1.91	0.41
1:K4:231:ILE:HA	1:K4:234:ILE:HD12	2.01	0.41
2:K5:6:HIS:NE2	2:K5:8:GLN:OE1	2.53	0.41
2:K5:58:LYS:HD3	2:L5:280:GLN:HA	1.91	0.41
2:K5:282:ARG:NH1	2:K5:283:ALA:O	2.54	0.41
1:L0:85:GLN:C	1:M0:282:TYR:HE2	2.24	0.41
1:L0:137:VAL:HG21	1:L0:154:MET:HE3	2.03	0.41
1:L0:282:TYR:CD1	5:3E:9:ARG:NH2	2.84	0.41
2:L1:164:MET:HE2	2:L1:164:MET:HB2	1.74	0.41
1:L2:85:GLN:O	1:M2:282:TYR:CD2	2.70	0.41
1:L2:166:LYS:HB2	1:L2:166:LYS:HE3	1.90	0.41
1:L2:265:ILE:HG21	1:L2:313:MET:HE1	2.03	0.41
1:L6:124:LYS:HE3	1:M6:297:GLU:OE1	2.20	0.41
1:M2:67:PHE:HB2	1:M2:92:LEU:HD23	2.03	0.41
1:M2:245:ASP:OD1	1:M2:245:ASP:N	2.47	0.41
2:M5:252:LYS:HG3	2:M5:350:LYS:HE2	2.03	0.41
1:M6:171:ILE:HD13	1:M6:204:VAL:HG23	2.01	0.41
1:N2:269:LEU:HD22	1:N2:303:VAL:HG21	2.02	0.41
2:N3:295:ASP:HB2	2:N3:298:ASN:HB2	2.03	0.41

Continued on next page...

Continued from previous page...

Atom-1	Atom-2	Interatomic distance (Å)	Clash overlap (Å)
1:N4:89:PRO:CG	1:O4:280:LYS:N	2.76	0.41
1:N4:174:ALA:HB1	1:N4:207:GLU:HB2	2.03	0.41
1:N4:228:ASN:ND2	8:N4:501:GTP:O6	2.53	0.41
1:N4:326:LYS:HG2	2:N5:220:PRO:HG3	2.02	0.41
1:N4:353:VAL:HG21	2:N5:177:ASP:CG	2.43	0.41
2:N5:85:PHE:O	2:O5:281:TYR:CE1	2.74	0.41
1:N6:171:ILE:HD12	8:N6:501:GTP:N3	2.36	0.41
1:N6:273:ALA:HA	1:N6:274:PRO:HA	1.90	0.41
2:O1:323:MET:HG3	1:O2:224:TYR:CE2	2.56	0.41
2:O3:323:MET:HE2	1:O4:224:TYR:CD2	2.55	0.41
1:O4:168:GLU:HB2	1:O4:201:ALA:HA	2.02	0.41
2:O5:10:GLY:O	2:O5:14:ASN:ND2	2.54	0.41
2:O5:405:GLU:O	6:9A:597:LYS:HA	2.17	0.41
1:O6:124:LYS:CG	1:P6:297:GLU:OE2	2.69	0.41
1:P2:120:ASP:CG	1:Q1:297:GLU:OE2	2.63	0.41
2:P3:46:ARG:NH2	1:P4:76:ASP:CG	2.79	0.41
1:P4:98:ASP:OD1	1:P4:98:ASP:N	2.53	0.41
1:P6:12:ALA:HB1	8:P6:501:GTP:N7	2.22	0.41
2:Q0:258:VAL:O	1:Q1:407:TRP:NE1	2.52	0.41
1:Q3:88:HIS:NE2	1:R3:284:GLU:HB2	2.36	0.41
2:Q4:318:ARG:NH1	2:Q4:356:ILE:O	2.54	0.41
2:Q4:404:ASP:HB3	6:9A:511:GLU:CB	2.50	0.41
1:Q5:52:PHE:CZ	1:Q5:239:THR:HG21	2.56	0.41
1:Q5:140:SER:HB3	8:Q5:501:GTP:H4'	2.03	0.41
8:Q5:501:GTP:HO2'	8:Q5:501:GTP:HO3'	1.36	0.41
2:R0:15:GLN:O	2:R0:226:ASN:ND2	2.53	0.41
2:R0:262:ARG:NH2	2:R0:414:ASN:OD1	2.53	0.41
1:R1:325:PRO:HB2	2:R2:208:TYR:HH	1.78	0.41
1:R1:352:LYS:CA	2:R2:177:ASP:O	2.48	0.41
2:R2:1:MET:SD	1:R3:72:PRO:CG	3.09	0.41
2:R2:55:THR:CB	2:S2:362:LYS:HZ1	2.28	0.41
2:R2:204:ASN:OD1	9:R2:501:GDP:C2	2.74	0.41
2:R2:404:ASP:CG	6:9B:468:GLU:HB3	2.32	0.41
1:R3:298:PRO:HB3	1:R3:307:PRO:HD2	2.03	0.41
2:R4:87:PRO:HG2	2:S4:278:SER:N	2.34	0.41
2:R4:252:LYS:HD2	1:R5:101:ASN:OD1	2.21	0.41
1:R5:289:ALA:HA	1:R5:292:THR:HG22	2.03	0.41
1:R5:326:LYS:HB3	1:R5:326:LYS:HE3	1.82	0.41
2:R6:236:VAL:HG13	2:R6:237:THR:HG23	2.03	0.41
2:S0:252:LYS:HD2	1:S1:101:ASN:CG	2.45	0.41
1:S1:88:HIS:HE2	1:T1:284:GLU:CD	2.28	0.41

Continued on next page...

Continued from previous page...

Atom-1	Atom-2	Interatomic distance (Å)	Clash overlap (Å)
1:S1:320:ARG:HD2	1:S1:356:ASN:HB3	2.02	0.41
1:S3:88:HIS:ND1	1:T3:280:LYS:HA	2.34	0.41
1:S3:241:SER:OG	1:S3:250:VAL:O	2.35	0.41
2:S4:409:THR:OG1	6:9A:429:TYR:HD1	1.97	0.41
2:T0:263:LEU:HD11	2:T0:425:TYR:CE2	2.56	0.41
1:T1:145:THR:HB	1:T1:149:PHE:HB2	2.01	0.41
2:T2:324:LYS:CE	1:T3:214:ARG:HB2	2.51	0.41
1:T3:275:VAL:HA	1:T3:368:LEU:HD11	2.02	0.41
2:T4:178:THR:HB	2:T4:181:GLU:HB3	2.03	0.41
2:T4:377:LEU:HD23	2:T4:380:ARG:HH11	1.86	0.41
1:T5:276:ILE:HD11	1:T5:286:LEU:HD11	2.03	0.41
1:T5:326:LYS:HE3	1:T5:326:LYS:HB3	1.81	0.41
2:T6:60:VAL:CG1	2:U6:281:TYR:HB3	2.32	0.41
2:U0:145:SER:HB2	2:U0:188:SER:HB3	2.02	0.41
2:U0:215:LEU:HB3	2:U0:217:LEU:HG	2.02	0.41
1:U1:70:LEU:HD12	1:U1:145:THR:HG22	2.02	0.41
1:U1:142:GLY:HA2	1:U1:183:GLU:HG3	2.02	0.41
1:U5:140:SER:OG	8:U5:501:GTP:C5'	2.69	0.41
2:V1:87:PRO:HD3	2:W1:281:TYR:CD2	2.55	0.41
2:V1:344:TRP:H	2:V1:344:TRP:CD1	2.39	0.41
1:V4:88:HIS:HA	1:V4:89:PRO:HD3	1.95	0.41
2:V5:389:PHE:HZ	2:V5:405:GLU:HG3	1.86	0.41
1:W0:265:ILE:HD13	1:W0:313:MET:HE1	2.02	0.41
2:W3:125:GLU:HB2	3:X2:45:LEU:HB2	2.02	0.41
2:W3:241:ARG:HE	2:W3:241:ARG:HB2	1.76	0.41
2:W3:276:ARG:NE	7:8B:302:LEU:HD23	2.36	0.41
2:W5:141:GLY:HA3	9:W5:501:GDP:PB	2.61	0.41
3:X1:73:LEU:HA	3:X1:74:PRO:HD3	1.90	0.41
5:2B:129:GLY:HA2	5:2B:178:PRO:HD2	2.02	0.41
5:2B:196:VAL:O	5:2B:200:ILE:HG13	2.21	0.41
5:2C:112:ARG:HB3	5:2C:198:PHE:CD2	2.56	0.41
5:3C:192:ILE:HD12	5:3C:198:PHE:CD1	2.56	0.41
5:3D:71:TYR:O	5:3E:121:ARG:NH2	2.54	0.41
5:3D:77:LYS:HZ2	5:3E:89:LYS:HZ3	1.67	0.41
5:3F:11:MET:HE3	5:3F:11:MET:HB3	1.98	0.41
5:4J:195:ASP:OD1	5:4J:195:ASP:N	2.54	0.41
6:9B:442:GLU:O	6:9B:446:ILE:HG13	2.21	0.41
5:3I:48:PHE:CE1	5:3I:67:GLY:HA3	2.55	0.41
5:7A:129:GLY:HA2	5:7A:178:PRO:HD2	2.02	0.41
5:7A:176:VAL:HG23	5:7A:180:GLU:CD	2.46	0.41
5:6A:77:LYS:CE	5:6B:89:LYS:HZ1	2.24	0.41

Continued on next page...

Continued from previous page...

Atom-1	Atom-2	Interatomic distance (Å)	Clash overlap (Å)
5:6A:177:THR:OG1	5:6A:180:GLU:HG2	2.21	0.41
5:6B:176:VAL:HG23	5:6B:180:GLU:OE1	2.21	0.41
5:6B:177:THR:OG1	5:6B:180:GLU:HG2	2.21	0.41
5:6C:48:PHE:CE1	5:6C:67:GLY:HA3	2.55	0.41
5:5A:176:VAL:HG23	5:5A:180:GLU:OE1	2.20	0.41
5:5B:195:ASP:OD1	5:5B:195:ASP:N	2.54	0.41
2:A1:117:LEU:HA	2:A1:117:LEU:HD23	1.88	0.41
2:A3:61:PRO:HD3	2:A3:84:ILE:HG22	2.02	0.41
2:A5:83:GLN:C	2:B4:281:TYR:HH	2.21	0.41
1:A6:393:HIS:CE1	3:X3:30:ARG:HE	2.34	0.41
1:B3:55:GLU:C	1:C3:285:GLN:HE21	2.28	0.41
1:B3:88:HIS:CE1	1:C3:284:GLU:OE2	2.71	0.41
2:B4:5:VAL:HG23	2:B4:130:LEU:HD11	2.03	0.41
2:C2:258:VAL:HB	1:C3:407:TRP:HE1	1.85	0.41
1:C5:145:THR:OG1	8:C5:501:GTP:O1G	2.28	0.41
1:D1:195:LEU:HD23	1:D1:195:LEU:HA	1.90	0.41
2:D2:103:LYS:HB3	2:D2:108:GLU:HG3	2.03	0.41
2:D2:276:ARG:O	2:D2:279:GLN:HB2	2.21	0.41
2:D4:306:ARG:HA	2:D4:340:TYR:HE2	1.86	0.41
2:E0:120:VAL:O	2:E0:124:ALA:N	2.47	0.41
2:E0:205:GLU:HA	2:E0:208:TYR:HD2	1.85	0.41
1:E3:54:SER:CB	1:F3:285:GLN:CD	2.94	0.41
2:E4:296:ALA:HA	2:E4:299:MET:HG3	2.02	0.41
2:E4:318:ARG:HA	2:E4:354:CYS:HB3	2.04	0.41
2:E6:50:TYR:HE2	2:E6:241:ARG:HD3	1.86	0.41
1:F1:269:LEU:HD22	1:F1:303:VAL:HG21	2.03	0.41
1:F3:166:LYS:HE3	1:F3:166:LYS:HB2	1.85	0.41
1:F5:56:THR:CA	1:G4:285:GLN:HB2	2.45	0.41
2:G1:287:PRO:HA	2:G1:290:THR:HG22	2.03	0.41
2:G5:166:THR:OG1	2:G5:198:GLU:O	2.38	0.41
1:H2:31:GLN:HE21	5:3H:199:ILE:HD13	1.86	0.41
1:H2:217:LEU:HB3	1:H2:219:ILE:HG13	2.03	0.41
2:H3:83:GLN:CA	2:I3:281:TYR:OH	2.68	0.41
2:H3:139:LEU:HD12	2:H3:170:VAL:HG12	2.02	0.41
1:H4:157:LEU:HD23	1:H4:157:LEU:HA	1.93	0.41
1:H4:288:VAL:HA	1:H4:291:ILE:HG12	2.01	0.41
2:H5:87:PRO:HD2	2:I5:278:SER:CA	2.38	0.41
1:I0:174:ALA:HB3	1:I0:177:VAL:HB	2.02	0.41
2:I1:56:GLY:N	1:J1:372:GLN:HE22	2.19	0.41
1:I2:62:VAL:HA	1:I2:63:PRO:HD3	1.97	0.41
1:I4:358:GLN:HA	1:I4:359:PRO:HD3	1.96	0.41

Continued on next page...

Continued from previous page...

Atom-1	Atom-2	Interatomic distance (Å)	Clash overlap (Å)
2:K3:191:GLN:H	2:K3:191:GLN:HG2	1.73	0.41
1:K4:302:MET:HE3	1:K4:302:MET:HB2	1.98	0.41
1:L0:115:ILE:HD12	1:L0:152:LEU:HG	2.02	0.41
1:L4:139:HIS:O	1:L4:170:SER:HA	2.22	0.41
2:L5:289:LEU:HD21	2:L5:365:ALA:HB2	2.03	0.41
1:M0:269:LEU:HD22	1:M0:303:VAL:HG21	2.03	0.41
1:M4:98:ASP:N	1:M4:98:ASP:OD1	2.50	0.41
1:N0:325:PRO:HB3	2:N1:222:TYR:CZ	2.56	0.41
2:N3:2:ARG:NH2	1:N4:73:THR:HG23	2.36	0.41
2:N5:138:SER:HB3	9:N5:501:GDP:C4'	2.49	0.41
1:O0:251:ASP:HB3	1:O0:254:GLU:HG3	2.02	0.41
1:O2:98:ASP:OD1	1:O2:98:ASP:N	2.52	0.41
1:O2:123:ARG:CZ	1:P2:297:GLU:HG3	2.51	0.41
1:P0:256:GLN:NE2	2:P1:397:TRP:HH2	2.17	0.41
1:P2:261:PRO:HA	2:P3:394:PHE:HA	2.02	0.41
2:P3:331:LEU:HD21	1:P4:176:GLN:OE1	2.21	0.41
1:P4:6:SER:O	1:P4:65:ALA:HA	2.21	0.41
2:P5:164:MET:HE2	2:P5:164:MET:HB2	1.91	0.41
1:Q3:348:PRO:HG3	2:Q4:384:GLN:CG	2.50	0.41
2:R2:392:LYS:HE2	6:9B:480:LYS:NZ	2.36	0.41
1:R3:258:ASN:HD22	1:R3:352:LYS:HG3	1.85	0.41
2:R4:261:PRO:HG3	1:R5:406:HIS:CE1	2.57	0.41
2:S0:150:LEU:HD23	2:S0:150:LEU:HA	1.89	0.41
2:S2:21:TRP:HH2	2:S2:50:TYR:HB3	1.84	0.41
1:S3:348:PRO:HG2	2:S4:384:GLN:HG3	2.03	0.41
1:T1:71:GLU:HA	1:T1:72:PRO:HD3	1.91	0.41
2:T2:173:PRO:HB3	2:T2:380:ARG:HD3	2.03	0.41
2:U4:36:TYR:HB2	2:U4:59:TYR:HE2	1.86	0.41
2:V1:254:ALA:HB1	1:V2:407:TRP:CH2	2.55	0.41
2:V1:255:VAL:CG2	1:V2:102:ASN:OD1	2.67	0.41
1:V2:127:ASP:OD2	1:W2:293:ASN:CG	2.64	0.41
2:V5:204:ASN:OD1	9:V5:501:GDP:O2'	2.38	0.41
2:W5:117:LEU:HD23	2:W5:117:LEU:HA	1.90	0.41
5:1D:141:ASN:HB3	5:1D:207:LYS:HG3	1.51	0.41
5:2A:72:ALA:CA	5:2B:121:ARG:NH2	2.82	0.41
5:2C:200:ILE:O	5:2C:201:MET:C	2.62	0.41
5:3H:129:GLY:O	5:3H:177:THR:CA	2.69	0.41
5:3J:11:MET:HB2	5:3J:191:SER:HA	2.02	0.41
5:7B:176:VAL:HG23	5:7B:180:GLU:OE1	2.21	0.41
5:5A:176:VAL:HG23	5:5A:180:GLU:CD	2.46	0.41
5:5D:48:PHE:CE1	5:5D:67:GLY:HA3	2.55	0.41

Continued on next page...

Continued from previous page...

Atom-1	Atom-2	Interatomic distance (Å)	Clash overlap (Å)
2:A1:73:MET:HA	2:A1:76:VAL:HB	2.02	0.40
2:A3:58:LYS:HE2	2:B2:280:GLN:O	2.20	0.40
2:B0:346:PRO:HD2	1:B1:398:MET:HE2	2.03	0.40
1:B3:104:ALA:O	1:B3:108:TYR:HB2	2.20	0.40
2:C0:271:ALA:HB3	2:C0:365:ALA:HB3	2.02	0.40
1:C3:88:HIS:HB2	1:D3:283:HIS:HB2	1.00	0.40
1:C5:128:GLN:CB	1:D5:285:GLN:HE21	2.33	0.40
2:D0:14:ASN:HD21	2:D0:67:ASP:HB2	1.86	0.40
1:D1:27:GLU:OE1	1:D1:243:ARG:NH1	2.53	0.40
1:D1:65:ALA:O	1:D1:91:GLN:NE2	2.34	0.40
2:D2:218:THR:HG23	2:D2:219:THR:HG23	2.02	0.40
1:D3:236:SER:OG	1:D3:243:ARG:NH2	2.53	0.40
1:E1:60:LYS:CE	1:F1:283:HIS:HA	2.34	0.40
1:E3:102:ASN:OD1	1:E3:103:TYR:N	2.53	0.40
1:E3:268:PRO:HA	1:E3:380:ASN:HA	2.04	0.40
2:E4:54:ALA:CA	2:F4:283:ALA:HA	2.50	0.40
2:E4:170:VAL:HG21	2:E4:377:LEU:HD11	2.03	0.40
1:E5:203:MET:HE2	1:E5:203:MET:HB2	1.87	0.40
1:F1:36:MET:HE3	1:F1:36:MET:HB3	1.91	0.40
2:F2:36:TYR:CZ	2:F2:38:GLY:HA3	2.56	0.40
1:F3:93:ILE:HG13	1:F3:118:VAL:HG22	2.03	0.40
2:F4:135:LEU:HG	2:F4:166:THR:HG22	2.04	0.40
2:F4:356:ILE:HA	2:F4:357:PRO:HD3	1.92	0.40
2:F4:364:SER:OG	2:F4:365:ALA:N	2.54	0.40
1:G0:60:LYS:CE	1:H0:283:HIS:CG	3.03	0.40
1:G2:260:VAL:HG12	1:G2:266:HIS:HA	2.03	0.40
2:G3:83:GLN:C	2:H3:281:TYR:OH	2.59	0.40
1:G4:56:THR:OG1	1:H4:285:GLN:N	2.53	0.40
1:G4:168:GLU:HB2	1:G4:201:ALA:HA	2.03	0.40
2:H1:221:THR:HG23	2:H1:223:GLY:H	1.86	0.40
1:H2:265:ILE:HD12	1:H2:432:TYR:CE1	2.56	0.40
2:H5:137:HIS:NE2	2:H5:168:SER:OG	2.47	0.40
2:I1:236:VAL:HG12	2:I1:368:ILE:HD11	2.03	0.40
2:I3:269:GLY:HA2	2:I3:300:MET:HE3	2.01	0.40
2:I5:259:PRO:HG3	2:I5:311:LEU:HD23	2.04	0.40
1:I6:150:THR:HG22	1:I6:154:MET:HE2	2.02	0.40
1:K4:27:GLU:OE1	1:K4:243:ARG:NH1	2.54	0.40
1:L0:214:ARG:HH21	1:L0:215:ARG:HG3	1.86	0.40
1:L2:414:GLU:HG3	1:L2:416:GLY:H	1.85	0.40
2:L5:246:LEU:HD12	2:L5:246:LEU:HA	1.90	0.40
2:L5:324:LYS:CD	1:L6:220:GLU:HA	2.50	0.40

Continued on next page...

Continued from previous page...

Atom-1	Atom-2	Interatomic distance (Å)	Clash overlap (Å)
2:M1:392:LYS:HA	2:M1:395:LEU:HD12	2.02	0.40
1:M2:166:LYS:HB2	1:M2:166:LYS:HE3	1.84	0.40
1:M4:335:ILE:HD13	1:M4:335:ILE:HA	1.91	0.40
1:N2:124:LYS:CG	1:O2:297:GLU:OE2	2.69	0.40
2:N3:62:ARG:NH1	2:N3:127:CYS:SG	2.94	0.40
1:N6:174:ALA:HB1	1:N6:207:GLU:HB2	2.03	0.40
2:O1:89:ASN:ND2	2:O1:123:GLU:OE2	2.55	0.40
2:O1:222:TYR:HB3	4:Y0:203:THR:HG23	2.03	0.40
2:O3:271:ALA:HB3	2:O3:365:ALA:HB3	2.03	0.40
2:O5:58:LYS:NZ	2:P5:280:GLN:HE21	2.19	0.40
2:O5:267:MET:HE3	2:O5:301:ALA:HB3	2.03	0.40
1:P0:276:ILE:HD11	1:P0:280:LYS:HE2	2.02	0.40
2:P1:248:ALA:HA	2:P1:252:LYS:HD2	2.03	0.40
2:P1:346:PRO:HG3	1:P2:394:LYS:CG	2.51	0.40
1:P2:325:PRO:HG2	2:P3:222:TYR:CE1	2.55	0.40
2:P3:249:ASP:CG	1:P4:98:ASP:OD2	2.64	0.40
1:P4:171:ILE:HD13	1:P4:204:VAL:HG23	2.04	0.40
2:Q4:12:CYS:SG	9:Q4:501:GDP:N7	2.86	0.40
2:R0:256:ASN:HD21	1:R1:101:ASN:ND2	2.18	0.40
1:R1:56:THR:HG22	1:R1:58:ALA:H	1.86	0.40
2:S0:313:VAL:HG13	2:S0:367:PHE:HE1	1.86	0.40
2:T0:133:PHE:HB2	2:T0:164:MET:SD	2.61	0.40
2:T2:125:GLU:CG	2:U2:291:GLN:NE2	2.84	0.40
2:T2:289:LEU:O	2:T2:293:MET:HG2	2.21	0.40
1:T3:262:TYR:OH	2:T4:391:ARG:O	2.38	0.40
2:T4:61:PRO:HD3	2:T4:84:ILE:HG22	2.03	0.40
2:V1:222:TYR:O	2:V1:226:ASN:ND2	2.55	0.40
2:V3:21:TRP:CE3	2:V3:24:ILE:HD11	2.56	0.40
2:V5:32:PRO:HG3	2:V5:81:PHE:CE1	2.56	0.40
2:V5:68:LEU:HD12	2:V5:97:ALA:HB2	2.03	0.40
2:V5:162:ARG:HD3	2:V5:162:ARG:HA	1.85	0.40
1:W0:143:GLY:O	1:W0:147:SER:HB3	2.20	0.40
1:W4:154:MET:HE1	1:W4:194:THR:HG22	2.03	0.40
5:1F:129:GLY:O	5:1F:177:THR:CA	2.70	0.40
5:2A:48:PHE:CE1	5:2A:67:GLY:HA3	2.55	0.40
5:2A:197:TYR:HE2	5:2A:198:PHE:CD2	2.39	0.40
5:2C:176:VAL:HG23	5:2C:180:GLU:OE1	2.21	0.40
5:3C:185:TYR:HA	5:3C:188:VAL:HB	2.02	0.40
5:3D:106:PRO:O	5:3D:107:PRO:C	2.64	0.40
5:3D:116:ILE:HD13	5:3D:185:TYR:HB3	2.03	0.40
5:3D:141:ASN:HB3	5:3D:207:LYS:HG3	1.51	0.40

Continued on next page...

Continued from previous page...

Atom-1	Atom-2	Interatomic distance (Å)	Clash overlap (Å)
6:9B:554:LYS:O	6:9B:558:THR:HG23	2.21	0.40
5:2H:144:HIS:O	5:2H:149:GLN:NE2	2.54	0.40
5:4H:129:GLY:O	5:4H:177:THR:CA	2.69	0.40
5:7A:77:LYS:CE	5:7B:89:LYS:NZ	2.79	0.40
5:5A:198:PHE:HD1	5:5A:198:PHE:HA	1.79	0.40
5:5B:49:ARG:HH12	5:5B:180:GLU:HB3	1.87	0.40
5:5B:176:VAL:HG23	5:5B:180:GLU:OE1	2.20	0.40
1:A0:137:VAL:HG23	1:A0:168:GLU:HA	2.03	0.40
1:A4:400:ALA:HA	3:X2:52:THR:C	2.45	0.40
1:A6:28:HIS:CE1	1:A6:243:ARG:HD2	2.55	0.40
1:B1:26:LEU:HD11	5:2B:197:TYR:HD1	1.87	0.40
1:B5:88:HIS:CD2	1:C5:284:GLU:HB2	2.56	0.40
1:C3:252:LEU:HA	1:C3:255:PHE:CE1	2.56	0.40
2:D2:317:PHE:N	2:D2:352:ALA:O	2.48	0.40
1:E1:25:CYS:O	1:E1:30:ILE:N	2.50	0.40
2:E4:252:LYS:HD3	1:E5:100:ALA:HA	2.03	0.40
1:E5:242:LEU:HD21	1:E5:251:ASP:HA	2.02	0.40
2:E6:274:THR:OG1	2:E6:282:ARG:NH1	2.54	0.40
1:G0:31:GLN:HG2	1:G0:37:PRO:CG	2.50	0.40
1:G2:323:VAL:HG13	1:G2:355:ILE:HG23	2.03	0.40
1:G2:364:PRO:HB2	5:3I:200:ILE:CG2	2.51	0.40
2:G3:12:CYS:SG	2:G3:13:GLY:N	2.94	0.40
1:G4:54:SER:CB	1:H4:285:GLN:OE1	2.64	0.40
1:G4:151:SER:HB3	1:G4:193:THR:HG21	2.03	0.40
1:G4:416:GLY:O	1:G4:419:SER:OG	2.35	0.40
1:H2:32:PRO:HG2	5:3H:200:ILE:CD1	2.39	0.40
1:H2:276:ILE:HG21	1:H2:281:ALA:HB2	2.03	0.40
1:I0:259:LEU:HD12	1:I0:259:LEU:HA	1.96	0.40
1:I4:22:GLU:HG3	1:I4:83:TYR:OH	2.22	0.40
1:I6:211:ASP:HB3	1:I6:215:ARG:NH1	2.36	0.40
2:J0:316:VAL:HA	2:J0:352:ALA:HB3	2.03	0.40
1:J1:72:PRO:HB3	1:J1:94:THR:HB	2.03	0.40
1:K0:32:PRO:HG2	5:3F:200:ILE:HD13	2.03	0.40
2:K1:84:ILE:C	2:L1:281:TYR:CZ	2.90	0.40
1:K4:88:HIS:NE2	1:L4:280:LYS:O	2.52	0.40
2:L5:354:CYS:SG	2:L5:355:ASP:N	2.94	0.40
1:L6:139:HIS:O	1:L6:170:SER:HA	2.22	0.40
2:M1:318:ARG:HD3	2:M1:358:PRO:HD3	2.03	0.40
1:M2:60:LYS:HE3	1:M2:60:LYS:HB3	1.84	0.40
1:M4:119:LEU:HD23	1:M4:119:LEU:HA	1.92	0.40
1:M6:107:HIS:HA	1:M6:152:LEU:HD22	2.03	0.40

Continued on next page...

Continued from previous page...

Atom-1	Atom-2	Interatomic distance (Å)	Clash overlap (Å)
1:M6:123:ARG:NH2	1:M6:127:ASP:OD2	2.44	0.40
2:O1:53:GLU:O	2:P1:283:ALA:HB2	2.20	0.40
2:O1:67:ASP:HB2	2:O1:73:MET:HE3	2.03	0.40
2:O3:404:ASP:CG	6:9B:597:LYS:N	2.77	0.40
2:O5:129:CYS:HB3	1:O6:96:LYS:CG	2.51	0.40
2:O5:229:VAL:HG21	9:O5:501:GDP:N2	2.32	0.40
2:P1:246:LEU:HD21	8:P1:502:GTP:H3'	2.04	0.40
2:P1:318:ARG:NH1	2:P1:356:ILE:O	2.53	0.40
1:P4:12:ALA:CA	8:P4:501:GTP:C8	3.04	0.40
2:P5:16:ILE:HG13	9:P5:501:GDP:C6	2.57	0.40
2:P5:252:LYS:O	2:P5:256:ASN:ND2	2.54	0.40
2:Q0:331:LEU:CD1	1:Q1:176:GLN:HB3	2.51	0.40
1:Q1:313:MET:HE3	1:Q1:313:MET:HB2	1.93	0.40
2:Q2:113:VAL:HA	2:Q2:116:VAL:HB	2.03	0.40
2:Q2:361:LEU:HD12	2:Q2:361:LEU:HA	1.96	0.40
2:Q4:84:ILE:HA	2:R4:281:TYR:CZ	1.51	0.40
2:Q4:322:SER:HB2	1:Q5:222:PRO:O	2.21	0.40
2:Q4:350:LYS:HG3	1:Q5:179:THR:O	2.21	0.40
1:R1:254:GLU:HA	2:R2:98:GLY:C	2.46	0.40
1:R3:324:VAL:HA	1:R3:325:PRO:HD3	1.93	0.40
2:R4:122:LYS:HG3	2:S4:291:GLN:NE2	2.35	0.40
1:R5:7:ILE:HD11	1:R5:122:ILE:HD11	2.04	0.40
2:S2:67:ASP:OD1	2:S2:68:LEU:N	2.53	0.40
2:S2:276:ARG:HA	2:S2:276:ARG:HD2	1.94	0.40
2:S2:361:LEU:HD12	2:S2:361:LEU:HA	1.94	0.40
2:T0:25:SER:HA	2:T0:30:ILE:HD12	2.03	0.40
1:T3:56:THR:OG1	1:U3:284:GLU:C	2.63	0.40
2:T6:144:GLY:HA2	9:T6:501:GDP:O2B	2.18	0.40
2:U0:132:GLY:HA3	2:U0:163:ILE:HG22	2.03	0.40
1:U1:133:GLN:HB3	1:U1:252:LEU:HD12	2.01	0.40
2:U2:238:THR:HG23	2:U2:318:ARG:HH21	1.85	0.40
2:U2:303:CYS:SG	2:U2:377:LEU:HB2	2.62	0.40
1:U3:260:VAL:CG1	2:U4:397:TRP:CZ2	3.04	0.40
2:U6:270:PHE:HB3	2:U6:273:LEU:HD21	2.04	0.40
1:V0:325:PRO:CB	2:V1:222:TYR:CE1	3.04	0.40
2:V1:113:VAL:HA	2:V1:116:VAL:HB	2.03	0.40
1:V4:287:SER:HA	1:V4:373:ARG:HH21	1.85	0.40
2:W1:102:ALA:HB2	2:W1:403:MET:HE3	2.04	0.40
2:W1:252:LYS:HE2	8:W2:501:GTP:O3G	2.20	0.40
2:W3:249:ASP:CG	1:W4:98:ASP:OD2	2.64	0.40
1:W6:242:LEU:HD11	1:W6:252:LEU:HG	2.04	0.40

Continued on next page...

Continued from previous page...

Atom-1	Atom-2	Interatomic distance (Å)	Clash overlap (Å)
5:1B:11:MET:HE3	5:1B:11:MET:HB3	1.98	0.40
5:1F:49:ARG:HH12	5:1F:180:GLU:HB3	1.86	0.40
5:2B:116:ILE:HD13	5:2B:185:TYR:HB3	2.03	0.40
5:3G:182:MET:HE2	5:3G:182:MET:HB3	2.01	0.40
5:3H:77:LYS:NZ	5:3I:99:GLU:CD	2.79	0.40
5:4J:123:LEU:HB2	5:4J:131:ILE:HD13	2.03	0.40
6:9B:466:ARG:O	6:9B:470:LEU:HG	2.20	0.40
5:4I:42:LYS:CD	5:4I:180:GLU:HB3	2.52	0.40
5:4I:99:GLU:CD	5:4H:77:LYS:NZ	2.79	0.40
5:7B:49:ARG:HH12	5:7B:180:GLU:HB3	1.87	0.40
5:7D:48:PHE:CE1	5:7D:67:GLY:HA3	2.55	0.40
5:6A:176:VAL:HG23	5:6A:180:GLU:CD	2.46	0.40
5:5A:48:PHE:CE1	5:5A:67:GLY:HA3	2.55	0.40
5:5C:74:VAL:HG21	5:5D:110:ARG:HG3	2.03	0.40
2:A1:54:ALA:C	2:B0:282:ARG:O	2.54	0.40
2:A1:311:LEU:HD23	2:A1:342:VAL:HG11	2.03	0.40
1:A2:56:THR:CA	1:B1:285:GLN:HG3	2.50	0.40
1:A2:98:ASP:OD1	1:A2:98:ASP:N	2.52	0.40
2:A3:316:VAL:HB	2:A3:366:THR:HG22	2.03	0.40
1:A4:262:TYR:CD1	3:X2:117:PHE:HZ	2.39	0.40
1:A6:262:TYR:HB3	3:X3:117:PHE:HZ	1.86	0.40
2:B0:190:HIS:C	2:B0:190:HIS:ND1	2.80	0.40
2:C0:299:MET:HE1	2:C0:305:PRO:HG3	2.03	0.40
1:C3:62:VAL:HG11	1:D3:284:GLU:N	2.18	0.40
2:D0:209:ASP:OD1	2:D0:213:ARG:NE	2.55	0.40
2:D2:27:GLU:OE2	2:D2:28:HIS:ND1	2.48	0.40
2:D2:330:MET:HA	2:D2:333:VAL:HG12	2.02	0.40
2:E0:318:ARG:HD3	2:E0:358:PRO:HD3	2.03	0.40
2:E4:60:VAL:HG21	2:F4:282:ARG:HH21	1.87	0.40
1:F1:13:GLY:HA2	1:F1:16:ILE:HG22	2.03	0.40
1:F1:259:LEU:HD21	1:F1:268:PRO:HB3	2.03	0.40
2:F2:85:PHE:O	2:G1:281:TYR:CZ	2.74	0.40
2:F2:344:TRP:CZ3	1:F3:401:LYS:HB2	2.56	0.40
2:F6:21:TRP:CZ3	2:F6:24:ILE:HD11	2.56	0.40
1:G2:259:LEU:HD11	1:G2:316:CYS:HB2	2.02	0.40
2:G3:58:LYS:CD	2:H3:280:GLN:HE22	2.21	0.40
2:G3:66:VAL:HA	2:G3:91:VAL:HG23	2.04	0.40
1:G4:88:HIS:NE2	1:H4:280:LYS:HB3	2.34	0.40
2:G5:113:VAL:HG11	2:G5:150:LEU:HD22	2.03	0.40
2:G5:135:LEU:HD23	2:G5:166:THR:HG22	2.04	0.40
1:H0:89:PRO:HD3	1:I0:283:HIS:HD1	1.84	0.40

Continued on next page...

Continued from previous page...

Atom-1	Atom-2	Interatomic distance (Å)	Clash overlap (Å)
1:H2:251:ASP:H	1:H2:254:GLU:HG3	1.86	0.40
1:I0:154:MET:HE3	1:I0:166:LYS:HB3	2.03	0.40
1:I2:141:PHE:HB2	1:I2:173:PRO:HD3	2.04	0.40
1:I4:189:LEU:HD13	1:I4:413:MET:HE1	2.02	0.40
1:I4:439:SER:HB3	2:I5:391:ARG:HH11	1.87	0.40
2:I5:87:PRO:CA	1:J5:280:LYS:HG2	2.40	0.40
1:I6:67:PHE:HB2	1:I6:92:LEU:HD23	2.02	0.40
2:J2:86:ARG:HH12	2:K1:282:ARG:HG2	1.85	0.40
2:K3:83:GLN:C	2:L3:281:TYR:CZ	2.84	0.40
1:K4:90:GLU:CG	1:L4:280:LYS:HD3	2.51	0.40
2:K5:200:TYR:HE1	2:K5:266:PHE:HD2	1.69	0.40
1:L2:265:ILE:HD11	1:L2:435:VAL:HG21	2.04	0.40
1:M4:36:MET:HE2	1:M4:36:MET:HB3	1.94	0.40
1:N0:215:ARG:NH2	1:N0:299:ALA:O	2.54	0.40
2:N1:202:ILE:HD11	2:N1:268:PRO:HG2	2.02	0.40
1:N6:101:ASN:HD22	1:N6:143:GLY:HA2	1.87	0.40
1:O0:260:VAL:CG2	2:O1:397:TRP:HE1	2.32	0.40
1:O4:234:ILE:HD13	1:O4:270:ALA:HB1	2.04	0.40
1:P4:87:PHE:O	1:Q3:283:HIS:CE1	2.72	0.40
2:P5:52:ASN:OD1	2:P5:62:ARG:NH1	2.54	0.40
2:Q0:54:ALA:HA	2:R0:283:ALA:HA	2.02	0.40
1:Q1:88:HIS:CD2	1:R1:284:GLU:HB2	2.57	0.40
2:Q2:406:MET:HE3	2:Q2:406:MET:HB3	1.95	0.40
2:Q4:60:VAL:CG1	2:R4:281:TYR:CB	2.95	0.40
2:R0:88:ASP:OD2	2:S0:278:SER:HB3	2.22	0.40
1:R3:62:VAL:HG22	1:S3:283:HIS:HA	2.02	0.40
2:R4:390:ARG:CG	6:9A:480:LYS:CE	2.77	0.40
1:S1:117:LEU:HD23	1:S1:117:LEU:HA	1.93	0.40
1:S1:364:PRO:HG3	5:7B:197:TYR:CD1	2.56	0.40
2:S2:313:VAL:HG13	2:S2:367:PHE:HE1	1.86	0.40
2:S4:251:ARG:HH11	1:S5:105:ARG:HH12	1.67	0.40
1:S5:15:GLN:O	1:S5:228:ASN:ND2	2.55	0.40
2:S6:31:ASP:OD1	2:S6:35:THR:OG1	2.29	0.40
1:T1:324:VAL:HG12	1:T1:326:LYS:H	1.85	0.40
1:T3:249:ASN:HD22	2:T4:69:GLU:CD	2.21	0.40
1:U5:286:LEU:O	1:U5:373:ARG:NH2	2.53	0.40
1:V0:311:LYS:HD2	1:V0:342:GLN:HG2	2.04	0.40
2:V1:65:LEU:HD22	2:V1:90:PHE:HE1	1.86	0.40
1:W0:65:ALA:O	1:W0:91:GLN:NE2	2.54	0.40
1:W0:311:LYS:H	1:W0:382:THR:HG22	1.87	0.40
2:W3:125:GLU:HB2	3:X2:45:LEU:HG	2.02	0.40

Continued on next page...

Continued from previous page...

Atom-1	Atom-2	Interatomic distance (Å)	Clash overlap (Å)
2:W5:69:GLU:HA	2:W5:70:PRO:HD3	1.96	0.40
4:Y0:257:LEU:HD23	4:Y0:266:ILE:HD11	2.03	0.40
5:1A:48:PHE:CE1	5:1A:67:GLY:HA3	2.55	0.40
5:2F:113:LYS:HA	5:2F:116:ILE:HD12	2.02	0.40
5:2F:129:GLY:O	5:2F:177:THR:CA	2.69	0.40
5:3E:123:LEU:HB2	5:3E:131:ILE:HD13	2.04	0.40
6:9B:506:ALA:HA	6:9B:509:LYS:HD2	2.02	0.40
5:3I:42:LYS:CD	5:3I:180:GLU:HB3	2.52	0.40
5:3I:46:ARG:NH2	5:3I:180:GLU:OE1	2.55	0.40
5:4I:46:ARG:NH2	5:4I:180:GLU:OE1	2.55	0.40
5:7A:176:VAL:HG23	5:7A:180:GLU:OE1	2.20	0.40
5:7B:177:THR:OG1	5:7B:180:GLU:HG2	2.21	0.40
5:5A:129:GLY:HA2	5:5A:178:PRO:HD2	2.02	0.40
5:2G:11:MET:HE3	5:2G:11:MET:HB3	1.99	0.40
1:A2:414:GLU:HG2	1:A2:417:GLU:HG3	2.03	0.40
1:A4:209:ILE:HG23	1:A4:230:LEU:HD12	2.04	0.40
1:A6:56:THR:OG1	1:B5:285:GLN:CB	2.68	0.40
1:A6:60:LYS:HG2	1:B5:282:TYR:O	2.19	0.40
1:A6:423:GLU:OE1	3:X3:104:ARG:NH2	2.53	0.40
2:B2:68:LEU:HD13	2:B2:97:ALA:HB2	2.02	0.40
1:B3:128:GLN:NE2	1:C3:285:GLN:O	2.54	0.40
2:D0:218:THR:HG23	2:D0:219:THR:HG23	2.04	0.40
1:D3:296:PHE:HD2	1:D3:341:ILE:HG12	1.87	0.40
2:D4:139:LEU:HA	2:D4:145:SER:HB3	2.04	0.40
2:E6:405:GLU:HA	2:E6:408:PHE:HD2	1.86	0.40
2:F0:378:PHE:O	2:F0:382:SER:N	2.47	0.40
1:F3:87:PHE:O	1:G2:283:HIS:CE1	2.75	0.40
1:F5:326:LYS:HB2	2:F6:212:PHE:HZ	1.86	0.40
1:F5:364:PRO:CG	5:2J:194:THR:OG1	2.69	0.40
1:G0:70:LEU:HD12	1:G0:145:THR:HG22	2.03	0.40
2:G3:21:TRP:CZ2	2:G3:63:ALA:HB2	2.57	0.40
2:G3:139:LEU:HD21	2:G3:192:LEU:HD11	2.03	0.40
2:G3:208:TYR:HA	2:G3:211:CYS:SG	2.62	0.40
2:G3:228:LEU:O	2:G3:232:THR:HG23	2.20	0.40
1:G4:56:THR:OG1	1:H4:284:GLU:C	2.65	0.40
1:G4:93:ILE:HD13	1:G4:118:VAL:HG22	2.04	0.40
1:H2:180:ALA:HB3	1:H2:183:GLU:HB2	2.02	0.40
2:I1:122:LYS:HE2	1:J1:290:GLU:CD	2.46	0.40
1:I6:107:HIS:HA	1:I6:152:LEU:HD22	2.02	0.40
1:I6:292:THR:HG21	1:I6:331:ALA:HB1	2.04	0.40
1:J5:62:VAL:CG1	1:K4:283:HIS:O	2.68	0.40

Continued on next page...

Continued from previous page...

Atom-1	Atom-2	Interatomic distance (Å)	Clash overlap (Å)
1:K0:89:PRO:HD3	1:L0:283:HIS:CG	2.56	0.40
2:K1:306:ARG:CZ	2:N1:281:TYR:OH	2.65	0.40
1:L2:137:VAL:HG21	1:L2:154:MET:HE3	2.02	0.40
1:L2:311:LYS:NZ	1:L2:436:GLY:O	2.49	0.40
2:L3:87:PRO:CD	2:M3:277:GLY:O	2.69	0.40
2:L5:172:SER:OG	2:L5:203:ASP:OD1	2.34	0.40
1:M0:195:LEU:HD23	1:M0:195:LEU:HA	1.93	0.40
2:M5:392:LYS:HB3	2:M5:392:LYS:HE2	1.90	0.40
1:M6:279:GLU:O	1:M6:283:HIS:NE2	2.53	0.40
1:N4:85:GLN:C	1:O4:283:HIS:NE2	2.77	0.40
1:N4:142:GLY:O	1:N4:186:ASN:ND2	2.42	0.40
2:O1:322:SER:CB	1:O2:221:ARG:HB3	2.51	0.40
2:O5:324:LYS:HZ2	1:O6:214:ARG:HD3	1.86	0.40
1:P2:90:GLU:OE2	1:Q1:280:LYS:CD	2.69	0.40
1:P4:262:TYR:HB2	1:P4:265:ILE:HG12	2.04	0.40
1:P4:395:PHE:HD2	1:P4:422:ARG:HH11	1.69	0.40
2:P5:69:GLU:HG2	2:P5:71:GLY:H	1.86	0.40
1:Q1:128:GLN:HG3	1:R1:290:GLU:HG2	2.04	0.40
2:Q4:105:HIS:CD2	2:Q4:150:LEU:HB2	2.56	0.40
2:Q4:247:ASN:OD1	1:Q5:11:GLN:OE1	2.39	0.40
2:Q4:324:LYS:HE2	1:Q5:214:ARG:HD3	2.03	0.40
2:R0:122:LYS:HD2	2:S0:291:GLN:NE2	2.36	0.40
1:R1:52:PHE:CE2	1:R1:243:ARG:HD3	2.56	0.40
2:R2:60:VAL:CG1	2:S2:281:TYR:HD1	2.34	0.40
2:R2:406:MET:HA	6:9B:472:SER:HA	0.91	0.40
1:R3:264:ARG:HA	1:R3:264:ARG:HD2	1.88	0.40
1:R3:422:ARG:HD2	1:R3:422:ARG:HA	1.79	0.40
2:S0:318:ARG:NH1	2:S0:358:PRO:HD3	2.36	0.40
2:S2:141:GLY:HA3	9:S2:501:GDP:PB	2.61	0.40
2:S2:344:TRP:CG	1:S3:401:LYS:HD2	2.56	0.40
2:S4:324:LYS:HG3	1:S5:210:TYR:CD2	2.56	0.40
1:S5:164:LYS:HA	1:S5:164:LYS:HD3	1.83	0.40
1:T1:88:HIS:NE2	1:U1:280:LYS:CE	2.59	0.40
1:T3:6:SER:O	1:T3:65:ALA:HA	2.22	0.40
2:U0:172:SER:HB3	2:U0:175:VAL:HG22	2.04	0.40
2:U2:122:LYS:HA	2:U2:122:LYS:HD3	1.79	0.40
1:U5:339:ARG:HA	1:U5:339:ARG:HD3	1.83	0.40
1:V0:88:HIS:ND1	1:W0:280:LYS:CG	2.83	0.40
1:V0:435:VAL:HA	2:V1:391:ARG:HH12	1.87	0.40
2:V5:161:ASP:OD1	2:V5:161:ASP:N	2.54	0.40
1:W2:103:TYR:HD1	1:W2:147:SER:HB3	1.86	0.40

Continued on next page...

Continued from previous page...

Atom-1	Atom-2	Interatomic distance (Å)	Clash overlap (Å)
1:W2:195:LEU:HD21	1:W2:428:LEU:HD22	2.04	0.40
1:W6:396:ASP:OD2	1:W6:422:ARG:NH2	2.48	0.40
4:Y0:66:PHE:CE1	4:Y0:70:ILE:HD11	2.56	0.40
5:1B:192:ILE:HG23	5:1B:197:TYR:CD1	2.57	0.40
5:1C:176:VAL:HG23	5:1C:180:GLU:OE1	2.21	0.40
5:1E:77:LYS:NZ	5:1F:89:LYS:HZ2	2.16	0.40
5:1E:202:MET:HB3	5:1E:208:LEU:HD12	2.04	0.40
5:1F:109:SER:HB3	5:1F:112:ARG:CD	2.51	0.40
5:2B:186:ALA:O	5:2B:189:SER:HB3	2.22	0.40
5:2D:49:ARG:HH12	5:2D:180:GLU:HB3	1.87	0.40
5:2F:182:MET:HE2	5:2F:182:MET:HB3	1.97	0.40
5:3F:129:GLY:O	5:3F:177:THR:CA	2.69	0.40
5:3G:193:ASP:HB3	5:3G:194:THR:H	1.71	0.40
1:A2:420:GLU:N	3:X1:108:TYR:HE1	2.19	0.40
1:A6:419:SER:CB	3:X3:108:TYR:CE1	2.99	0.40
2:B0:257:MET:HE2	2:B0:257:MET:HB3	1.83	0.40
1:B1:32:PRO:HG2	5:2B:200:ILE:HG12	2.03	0.40
2:B2:334:GLN:HE22	2:B2:347:ASN:HA	1.86	0.40
1:B3:313:MET:HE2	1:B3:382:THR:HG22	2.03	0.40
1:C1:89:PRO:HD3	1:D1:279:GLU:O	2.21	0.40
2:C2:55:THR:C	2:D2:362:LYS:HE2	2.46	0.40
1:C3:326:LYS:NZ	2:C4:219:THR:HA	2.37	0.40
2:C4:122:LYS:CE	2:D4:288:GLU:CD	2.95	0.40
2:D0:43:GLN:HE21	2:D0:43:GLN:HB2	1.66	0.40
2:D0:87:PRO:HG2	2:E0:277:GLY:C	2.47	0.40
2:D0:100:ASN:HD22	2:D0:103:LYS:HE2	1.86	0.40
2:D2:162:ARG:HA	2:D2:162:ARG:HD3	1.90	0.40
1:D5:89:PRO:CB	1:E5:280:LYS:HE2	2.51	0.40
2:E0:84:ILE:HA	2:F0:281:TYR:HE1	1.86	0.40
2:E4:390:ARG:HD3	2:E4:390:ARG:HA	1.92	0.40
2:E6:135:LEU:HD22	2:E6:152:ILE:HD11	2.04	0.40
2:F2:380:ARG:HA	2:F2:383:GLU:HG2	2.04	0.40
2:F4:84:ILE:O	2:G3:281:TYR:CD1	2.65	0.40
1:F5:28:HIS:CE1	1:F5:243:ARG:HD2	2.57	0.40
1:G0:364:PRO:HG3	5:4I:197:TYR:CA	2.50	0.40
2:G5:292:GLN:NE2	2:G5:298:ASN:OD1	2.54	0.40
2:I5:37:HIS:HD2	5:1G:20:THR:CG2	2.17	0.40
2:J2:336:LYS:HD2	2:J2:336:LYS:HA	1.83	0.40
1:J5:128:GLN:OE1	1:K4:290:GLU:HG2	2.20	0.40
1:K0:32:PRO:HD3	5:3F:200:ILE:HD11	2.03	0.40
1:K4:322:ASP:OD2	1:K4:373:ARG:NH2	2.54	0.40

Continued on next page...

Continued from previous page...

Atom-1	Atom-2	Interatomic distance (Å)	Clash overlap (Å)
2:K5:54:ALA:HA	2:L5:284:LEU:N	2.37	0.40
2:K5:313:VAL:HG13	2:K5:367:PHE:HE1	1.87	0.40
1:L4:89:PRO:N	1:M4:283:HIS:CE1	2.90	0.40
2:M1:253:LEU:HB3	2:M1:257:MET:HE2	2.03	0.40
1:M2:345:ASP:OD1	1:M2:345:ASP:N	2.53	0.40
2:N1:86:ARG:NH2	2:O1:282:ARG:HA	2.36	0.40
2:N3:285:THR:O	2:N3:288:GLU:HG2	2.21	0.40
1:N4:79:ARG:NH1	1:N4:94:THR:OG1	2.55	0.40
2:N5:251:ARG:CD	1:N6:105:ARG:NH1	2.84	0.40
2:N5:286:VAL:HG22	2:N5:363:MET:HE1	2.03	0.40
1:O2:60:LYS:HD3	1:P2:283:HIS:HA	2.03	0.40
1:O2:261:PRO:O	2:O3:394:PHE:N	2.49	0.40
1:O2:348:PRO:HG2	2:O3:384:GLN:HG2	2.00	0.40
2:O3:405:GLU:HB3	6:9B:597:LYS:O	2.22	0.40
2:O5:259:PRO:HA	1:O6:404:PHE:CD1	2.57	0.40
1:P4:62:VAL:HG21	1:Q3:283:HIS:C	2.46	0.40
2:Q0:273:LEU:HD23	2:Q0:273:LEU:HA	1.92	0.40
1:Q1:15:GLN:OE1	8:Q1:501:GTP:O6	2.40	0.40
1:Q1:60:LYS:HE3	1:R1:282:TYR:CG	2.45	0.40
2:Q2:273:LEU:HD12	2:Q2:273:LEU:HA	1.87	0.40
2:R0:86:ARG:HB2	2:S0:281:TYR:CB	2.50	0.40
2:R2:252:LYS:CD	1:R3:101:ASN:OD1	2.69	0.40
2:R2:316:VAL:HG22	2:R2:352:ALA:HB3	2.03	0.40
1:R3:6:SER:O	1:R3:65:ALA:HA	2.22	0.40
1:R3:81:GLY:O	1:R3:84:ARG:NE	2.52	0.40
1:R3:262:TYR:HE1	2:R4:392:LYS:C	2.30	0.40
1:R3:262:TYR:HE1	2:R4:393:ALA:CA	2.31	0.40
2:R4:226:ASN:OD1	9:R4:501:GDP:N1	2.54	0.40
2:R6:156:ARG:HB2	2:R6:164:MET:HE1	2.03	0.40
2:S0:374:ILE:HG23	2:S0:378:PHE:HE2	1.87	0.40
1:S1:352:LYS:NZ	2:S2:99:ASN:OD1	2.40	0.40
1:S3:140:SER:HA	1:S3:171:ILE:HB	2.02	0.40
1:S3:298:PRO:HA	1:S3:301:GLN:HB2	2.02	0.40
2:S4:60:VAL:HB	2:T4:281:TYR:HB3	1.38	0.40
2:S4:122:LYS:HG3	2:T4:291:GLN:NE2	2.10	0.40
2:S4:202:ILE:CG2	9:S4:501:GDP:N2	2.85	0.40
2:S4:324:LYS:HE2	1:S5:222:PRO:HD2	2.03	0.40
2:T0:61:PRO:HD3	2:T0:84:ILE:HG22	2.03	0.40
2:T0:272:PRO:HA	2:T0:282:ARG:HH12	1.87	0.40
1:T1:217:LEU:HD11	1:T1:230:LEU:HD21	2.04	0.40
1:T3:257:THR:HG23	2:T4:397:TRP:CG	2.57	0.40

Continued on next page...

Continued from previous page...

Atom-1	Atom-2	Interatomic distance (Å)	Clash overlap (Å)
2:T4:46:ARG:HH21	1:T5:72:PRO:HB2	1.86	0.40
1:T5:140:SER:OG	8:T5:501:GTP:O4'	2.29	0.40
1:T5:143:GLY:CA	8:T5:501:GTP:H5'	2.52	0.40
2:T6:2:ARG:HB3	2:T6:131:GLN:HB2	2.03	0.40
2:U0:259:PRO:O	1:U1:406:HIS:HE1	1.91	0.40
2:U2:125:GLU:CG	2:V1:336:LYS:NZ	2.73	0.40
2:U4:67:ASP:OD1	2:U4:72:THR:OG1	2.28	0.40
1:U5:171:ILE:CG1	8:U5:501:GTP:C2	3.03	0.40
2:U6:421:GLU:HA	2:U6:424:GLN:HE21	1.86	0.40
1:V2:256:GLN:NE2	2:V3:397:TRP:CH2	2.67	0.40
2:V3:139:LEU:HD12	2:V3:170:VAL:HG12	2.03	0.40
2:V5:334:GLN:HE22	2:V5:348:ASN:N	2.19	0.40
1:W4:69:ASP:O	1:W4:94:THR:HA	2.21	0.40
1:W6:143:GLY:HA3	8:W6:501:GTP:PA	2.61	0.40
3:X0:15:TYR:O	3:X0:21:PRO:HB3	2.21	0.40
3:X3:73:LEU:HA	3:X3:74:PRO:HD3	1.90	0.40
4:Y1:257:LEU:HD23	4:Y1:266:ILE:HD11	2.03	0.40
5:1D:129:GLY:O	5:1D:177:THR:CA	2.70	0.40
5:1E:129:GLY:O	5:1E:177:THR:CA	2.70	0.40
5:2B:36:ARG:NH2	5:2B:72:ALA:HB3	2.37	0.40
5:2D:116:ILE:HD11	5:2D:198:PHE:HZ	1.82	0.40
5:3G:123:LEU:HB2	5:3G:131:ILE:HD13	2.03	0.40
5:3G:129:GLY:O	5:3G:177:THR:CA	2.69	0.40
5:4J:129:GLY:HA2	5:4J:178:PRO:HD2	2.03	0.40
5:2H:120:PHE:HB3	5:2H:181:PHE:CE1	2.57	0.40
5:7A:11:MET:HE3	5:7A:11:MET:HB3	1.99	0.40
5:7C:74:VAL:HG21	5:7D:110:ARG:HG3	2.03	0.40
5:7D:36:ARG:NH2	5:7D:72:ALA:HB3	2.37	0.40
5:6A:112:ARG:HB3	5:6A:198:PHE:CD2	2.56	0.40
5:6C:36:ARG:NH2	5:6C:72:ALA:HB3	2.37	0.40
5:6D:129:GLY:O	5:6D:177:THR:CA	2.69	0.40
5:6D:182:MET:HE2	5:6D:182:MET:HB3	1.97	0.40
5:5C:49:ARG:HH12	5:5C:180:GLU:HB3	1.87	0.40
5:5D:36:ARG:NH2	5:5D:72:ALA:HB3	2.37	0.40

There are no symmetry-related clashes.

5.3 Torsion angles (i)

5.3.1 Protein backbone (i)

In the following table, the Percentiles column shows the percent Ramachandran outliers of the chain as a percentile score with respect to all PDB entries followed by that with respect to all EM entries.

The Analysed column shows the number of residues for which the backbone conformation was analysed, and the total number of residues.

Mol	Chain	Analysed	Favoured	Allowed	Outliers	Percentiles	
1	A0	437/451 (97%)	426 (98%)	11 (2%)	0	100	100
1	A2	437/451 (97%)	425 (97%)	12 (3%)	0	100	100
1	A4	437/451 (97%)	425 (97%)	11 (2%)	1 (0%)	43	78
1	A6	437/451 (97%)	428 (98%)	9 (2%)	0	100	100
1	B1	437/451 (97%)	420 (96%)	17 (4%)	0	100	100
1	B3	428/451 (95%)	415 (97%)	13 (3%)	0	100	100
1	B5	437/451 (97%)	420 (96%)	17 (4%)	0	100	100
1	C1	428/451 (95%)	412 (96%)	16 (4%)	0	100	100
1	C3	427/451 (95%)	412 (96%)	15 (4%)	0	100	100
1	C5	437/451 (97%)	424 (97%)	13 (3%)	0	100	100
1	D1	426/451 (94%)	409 (96%)	17 (4%)	0	100	100
1	D3	426/451 (94%)	411 (96%)	15 (4%)	0	100	100
1	D5	426/451 (94%)	409 (96%)	17 (4%)	0	100	100
1	E1	436/451 (97%)	412 (94%)	24 (6%)	0	100	100
1	E3	437/451 (97%)	418 (96%)	19 (4%)	0	100	100
1	E5	436/451 (97%)	421 (97%)	15 (3%)	0	100	100
1	F1	426/451 (94%)	410 (96%)	16 (4%)	0	100	100
1	F3	426/451 (94%)	412 (97%)	14 (3%)	0	100	100
1	F5	426/451 (94%)	415 (97%)	11 (3%)	0	100	100
1	G0	427/451 (95%)	412 (96%)	15 (4%)	0	100	100
1	G2	426/451 (94%)	419 (98%)	7 (2%)	0	100	100
1	G4	428/451 (95%)	422 (99%)	6 (1%)	0	100	100
1	H0	428/451 (95%)	414 (97%)	14 (3%)	0	100	100
1	H2	428/451 (95%)	420 (98%)	8 (2%)	0	100	100
1	H4	427/451 (95%)	416 (97%)	11 (3%)	0	100	100

Continued on next page...

Continued from previous page...

Mol	Chain	Analysed	Favoured	Allowed	Outliers	Percentiles	
1	I0	437/451 (97%)	424 (97%)	13 (3%)	0	100	100
1	I2	428/451 (95%)	416 (97%)	12 (3%)	0	100	100
1	I4	437/451 (97%)	427 (98%)	10 (2%)	0	100	100
1	I6	427/451 (95%)	414 (97%)	13 (3%)	0	100	100
1	J1	426/451 (94%)	415 (97%)	11 (3%)	0	100	100
1	J3	426/451 (94%)	410 (96%)	16 (4%)	0	100	100
1	J5	427/451 (95%)	411 (96%)	16 (4%)	0	100	100
1	K0	428/451 (95%)	417 (97%)	11 (3%)	0	100	100
1	K2	429/451 (95%)	418 (97%)	11 (3%)	0	100	100
1	K4	438/451 (97%)	428 (98%)	10 (2%)	0	100	100
1	L0	430/451 (95%)	417 (97%)	13 (3%)	0	100	100
1	L2	432/451 (96%)	419 (97%)	13 (3%)	0	100	100
1	L4	429/451 (95%)	420 (98%)	9 (2%)	0	100	100
1	L6	429/451 (95%)	418 (97%)	10 (2%)	1 (0%)	43	78
1	M0	429/451 (95%)	417 (97%)	12 (3%)	0	100	100
1	M2	426/451 (94%)	411 (96%)	15 (4%)	0	100	100
1	M4	429/451 (95%)	418 (97%)	11 (3%)	0	100	100
1	M6	436/451 (97%)	419 (96%)	17 (4%)	0	100	100
1	N0	437/451 (97%)	424 (97%)	12 (3%)	1 (0%)	43	78
1	N2	437/451 (97%)	427 (98%)	10 (2%)	0	100	100
1	N4	437/451 (97%)	429 (98%)	8 (2%)	0	100	100
1	N6	437/451 (97%)	424 (97%)	13 (3%)	0	100	100
1	O0	439/451 (97%)	424 (97%)	15 (3%)	0	100	100
1	O2	439/451 (97%)	429 (98%)	10 (2%)	0	100	100
1	O4	437/451 (97%)	429 (98%)	8 (2%)	0	100	100
1	O6	439/451 (97%)	424 (97%)	15 (3%)	0	100	100
1	P0	439/451 (97%)	420 (96%)	19 (4%)	0	100	100
1	P2	437/451 (97%)	425 (97%)	12 (3%)	0	100	100
1	P4	438/451 (97%)	426 (97%)	12 (3%)	0	100	100
1	P6	437/451 (97%)	423 (97%)	14 (3%)	0	100	100
1	Q1	438/451 (97%)	423 (97%)	15 (3%)	0	100	100

Continued on next page...

Continued from previous page...

Mol	Chain	Analysed	Favoured	Allowed	Outliers	Percentiles	
1	Q3	438/451 (97%)	425 (97%)	13 (3%)	0	100	100
1	Q5	438/451 (97%)	425 (97%)	13 (3%)	0	100	100
1	R1	437/451 (97%)	418 (96%)	19 (4%)	0	100	100
1	R3	438/451 (97%)	427 (98%)	11 (2%)	0	100	100
1	R5	438/451 (97%)	420 (96%)	18 (4%)	0	100	100
1	S1	427/451 (95%)	409 (96%)	18 (4%)	0	100	100
1	S3	427/451 (95%)	417 (98%)	10 (2%)	0	100	100
1	S5	427/451 (95%)	413 (97%)	14 (3%)	0	100	100
1	T1	427/451 (95%)	417 (98%)	10 (2%)	0	100	100
1	T3	425/451 (94%)	412 (97%)	13 (3%)	0	100	100
1	T5	427/451 (95%)	413 (97%)	14 (3%)	0	100	100
1	U1	428/451 (95%)	415 (97%)	13 (3%)	0	100	100
1	U3	427/451 (95%)	418 (98%)	9 (2%)	0	100	100
1	U5	427/451 (95%)	417 (98%)	10 (2%)	0	100	100
1	V0	437/451 (97%)	422 (97%)	14 (3%)	1 (0%)	43	78
1	V2	427/451 (95%)	416 (97%)	11 (3%)	0	100	100
1	V4	437/451 (97%)	428 (98%)	9 (2%)	0	100	100
1	W0	436/451 (97%)	420 (96%)	16 (4%)	0	100	100
1	W2	426/451 (94%)	414 (97%)	12 (3%)	0	100	100
1	W4	437/451 (97%)	415 (95%)	22 (5%)	0	100	100
1	W6	427/451 (95%)	408 (96%)	19 (4%)	0	100	100
2	A1	431/445 (97%)	411 (95%)	20 (5%)	0	100	100
2	A3	431/445 (97%)	413 (96%)	17 (4%)	1 (0%)	43	78
2	A5	431/445 (97%)	415 (96%)	15 (4%)	1 (0%)	43	78
2	B0	425/445 (96%)	409 (96%)	16 (4%)	0	100	100
2	B2	424/445 (95%)	404 (95%)	20 (5%)	0	100	100
2	B4	428/445 (96%)	413 (96%)	13 (3%)	2 (0%)	24	63
2	C0	425/445 (96%)	411 (97%)	13 (3%)	1 (0%)	43	78
2	C2	424/445 (95%)	406 (96%)	17 (4%)	1 (0%)	43	78
2	C4	425/445 (96%)	407 (96%)	16 (4%)	2 (0%)	24	63
2	D0	424/445 (95%)	408 (96%)	16 (4%)	0	100	100

Continued on next page...

Continued from previous page...

Mol	Chain	Analysed	Favoured	Allowed	Outliers	Percentiles	
2	D2	424/445 (95%)	397 (94%)	26 (6%)	1 (0%)	43	78
2	D4	424/445 (95%)	404 (95%)	19 (4%)	1 (0%)	43	78
2	D6	424/445 (95%)	399 (94%)	25 (6%)	0	100	100
2	E0	424/445 (95%)	404 (95%)	20 (5%)	0	100	100
2	E2	424/445 (95%)	408 (96%)	16 (4%)	0	100	100
2	E4	424/445 (95%)	405 (96%)	19 (4%)	0	100	100
2	E6	424/445 (95%)	410 (97%)	13 (3%)	1 (0%)	43	78
2	F0	424/445 (95%)	410 (97%)	13 (3%)	1 (0%)	43	78
2	F2	424/445 (95%)	407 (96%)	17 (4%)	0	100	100
2	F4	424/445 (95%)	409 (96%)	15 (4%)	0	100	100
2	F6	424/445 (95%)	405 (96%)	17 (4%)	2 (0%)	24	63
2	G1	424/445 (95%)	406 (96%)	18 (4%)	0	100	100
2	G3	428/445 (96%)	408 (95%)	19 (4%)	1 (0%)	43	78
2	G5	424/445 (95%)	404 (95%)	20 (5%)	0	100	100
2	H1	424/445 (95%)	406 (96%)	17 (4%)	1 (0%)	43	78
2	H3	426/445 (96%)	412 (97%)	13 (3%)	1 (0%)	43	78
2	H5	424/445 (95%)	408 (96%)	16 (4%)	0	100	100
2	I1	424/445 (95%)	406 (96%)	17 (4%)	1 (0%)	43	78
2	I3	427/445 (96%)	410 (96%)	17 (4%)	0	100	100
2	I5	424/445 (95%)	403 (95%)	21 (5%)	0	100	100
2	J0	425/445 (96%)	408 (96%)	16 (4%)	1 (0%)	43	78
2	J2	424/445 (95%)	402 (95%)	22 (5%)	0	100	100
2	J4	424/445 (95%)	407 (96%)	17 (4%)	0	100	100
2	J6	424/445 (95%)	399 (94%)	24 (6%)	1 (0%)	43	78
2	K1	430/445 (97%)	416 (97%)	13 (3%)	1 (0%)	43	78
2	K3	430/445 (97%)	417 (97%)	13 (3%)	0	100	100
2	K5	430/445 (97%)	414 (96%)	15 (4%)	1 (0%)	43	78
2	L1	424/445 (95%)	403 (95%)	21 (5%)	0	100	100
2	L3	424/445 (95%)	410 (97%)	14 (3%)	0	100	100
2	L5	424/445 (95%)	408 (96%)	16 (4%)	0	100	100
2	M1	429/445 (96%)	416 (97%)	13 (3%)	0	100	100

Continued on next page...

Continued from previous page...

Mol	Chain	Analysed	Favoured	Allowed	Outliers	Percentiles	
2	M3	424/445 (95%)	410 (97%)	14 (3%)	0	100	100
2	M5	429/445 (96%)	410 (96%)	18 (4%)	1 (0%)	43	78
2	N1	426/445 (96%)	404 (95%)	21 (5%)	1 (0%)	43	78
2	N3	427/445 (96%)	409 (96%)	18 (4%)	0	100	100
2	N5	426/445 (96%)	404 (95%)	22 (5%)	0	100	100
2	O1	428/445 (96%)	409 (96%)	19 (4%)	0	100	100
2	O3	430/445 (97%)	417 (97%)	13 (3%)	0	100	100
2	O5	428/445 (96%)	408 (95%)	18 (4%)	2 (0%)	24	63
2	P1	424/445 (95%)	404 (95%)	20 (5%)	0	100	100
2	P3	428/445 (96%)	413 (96%)	14 (3%)	1 (0%)	43	78
2	P5	427/445 (96%)	406 (95%)	21 (5%)	0	100	100
2	Q0	424/445 (95%)	409 (96%)	15 (4%)	0	100	100
2	Q2	427/445 (96%)	408 (96%)	19 (4%)	0	100	100
2	Q4	425/445 (96%)	414 (97%)	11 (3%)	0	100	100
2	R0	424/445 (95%)	406 (96%)	17 (4%)	1 (0%)	43	78
2	R2	426/445 (96%)	408 (96%)	17 (4%)	1 (0%)	43	78
2	R4	424/445 (95%)	407 (96%)	17 (4%)	0	100	100
2	R6	425/445 (96%)	410 (96%)	15 (4%)	0	100	100
2	S0	424/445 (95%)	412 (97%)	12 (3%)	0	100	100
2	S2	424/445 (95%)	404 (95%)	20 (5%)	0	100	100
2	S4	424/445 (95%)	408 (96%)	16 (4%)	0	100	100
2	S6	424/445 (95%)	409 (96%)	14 (3%)	1 (0%)	43	78
2	T0	424/445 (95%)	407 (96%)	17 (4%)	0	100	100
2	T2	424/445 (95%)	407 (96%)	17 (4%)	0	100	100
2	T4	424/445 (95%)	400 (94%)	24 (6%)	0	100	100
2	T6	424/445 (95%)	403 (95%)	21 (5%)	0	100	100
2	U0	424/445 (95%)	413 (97%)	11 (3%)	0	100	100
2	U2	425/445 (96%)	406 (96%)	19 (4%)	0	100	100
2	U4	424/445 (95%)	411 (97%)	12 (3%)	1 (0%)	43	78
2	U6	425/445 (96%)	407 (96%)	17 (4%)	1 (0%)	43	78
2	V1	425/445 (96%)	408 (96%)	16 (4%)	1 (0%)	43	78

Continued on next page...

Continued from previous page...

Mol	Chain	Analysed	Favoured	Allowed	Outliers	Percentiles	
2	V3	424/445 (95%)	408 (96%)	15 (4%)	1 (0%)	43	78
2	V5	425/445 (96%)	406 (96%)	18 (4%)	1 (0%)	43	78
2	W1	424/445 (95%)	401 (95%)	23 (5%)	0	100	100
2	W3	424/445 (95%)	404 (95%)	20 (5%)	0	100	100
2	W5	425/445 (96%)	401 (94%)	24 (6%)	0	100	100
3	X0	184/193 (95%)	178 (97%)	6 (3%)	0	100	100
3	X1	184/193 (95%)	177 (96%)	7 (4%)	0	100	100
3	X2	184/193 (95%)	176 (96%)	8 (4%)	0	100	100
3	X3	184/193 (95%)	175 (95%)	9 (5%)	0	100	100
4	Y0	136/373 (36%)	132 (97%)	4 (3%)	0	100	100
4	Y1	136/373 (36%)	132 (97%)	4 (3%)	0	100	100
4	Y2	136/373 (36%)	131 (96%)	5 (4%)	0	100	100
5	1A	205/208 (99%)	200 (98%)	4 (2%)	1 (0%)	24	63
5	1B	205/208 (99%)	200 (98%)	4 (2%)	1 (0%)	24	63
5	1C	205/208 (99%)	199 (97%)	5 (2%)	1 (0%)	24	63
5	1D	205/208 (99%)	199 (97%)	5 (2%)	1 (0%)	24	63
5	1E	205/208 (99%)	198 (97%)	6 (3%)	1 (0%)	24	63
5	1F	205/208 (99%)	199 (97%)	5 (2%)	1 (0%)	24	63
5	1G	205/208 (99%)	198 (97%)	6 (3%)	1 (0%)	24	63
5	2A	205/208 (99%)	198 (97%)	6 (3%)	1 (0%)	24	63
5	2B	205/208 (99%)	198 (97%)	6 (3%)	1 (0%)	24	63
5	2C	205/208 (99%)	194 (95%)	9 (4%)	2 (1%)	12	48
5	2D	205/208 (99%)	198 (97%)	6 (3%)	1 (0%)	24	63
5	2E	205/208 (99%)	199 (97%)	5 (2%)	1 (0%)	24	63
5	2F	205/208 (99%)	199 (97%)	5 (2%)	1 (0%)	24	63
5	2G	205/208 (99%)	198 (97%)	6 (3%)	1 (0%)	24	63
5	2H	205/208 (99%)	198 (97%)	4 (2%)	3 (2%)	8	40
5	2I	205/208 (99%)	196 (96%)	7 (3%)	2 (1%)	12	48
5	2J	205/208 (99%)	199 (97%)	5 (2%)	1 (0%)	24	63
5	3C	205/208 (99%)	199 (97%)	5 (2%)	1 (0%)	24	63
5	3D	205/208 (99%)	198 (97%)	5 (2%)	2 (1%)	12	48

Continued on next page...

Continued from previous page...

Mol	Chain	Analysed	Favoured	Allowed	Outliers	Percentiles	
5	3E	205/208 (99%)	200 (98%)	4 (2%)	1 (0%)	24	63
5	3F	205/208 (99%)	198 (97%)	6 (3%)	1 (0%)	24	63
5	3G	205/208 (99%)	198 (97%)	6 (3%)	1 (0%)	24	63
5	3H	205/208 (99%)	199 (97%)	5 (2%)	1 (0%)	24	63
5	3I	205/208 (99%)	200 (98%)	4 (2%)	1 (0%)	24	63
5	3J	205/208 (99%)	199 (97%)	5 (2%)	1 (0%)	24	63
5	4H	205/208 (99%)	199 (97%)	5 (2%)	1 (0%)	24	63
5	4I	205/208 (99%)	200 (98%)	4 (2%)	1 (0%)	24	63
5	4J	205/208 (99%)	199 (97%)	4 (2%)	2 (1%)	12	48
5	5A	205/208 (99%)	194 (95%)	9 (4%)	2 (1%)	12	48
5	5B	205/208 (99%)	198 (97%)	6 (3%)	1 (0%)	24	63
5	5C	205/208 (99%)	199 (97%)	5 (2%)	1 (0%)	24	63
5	5D	205/208 (99%)	199 (97%)	5 (2%)	1 (0%)	24	63
5	6A	205/208 (99%)	194 (95%)	9 (4%)	2 (1%)	12	48
5	6B	205/208 (99%)	198 (97%)	6 (3%)	1 (0%)	24	63
5	6C	205/208 (99%)	199 (97%)	5 (2%)	1 (0%)	24	63
5	6D	205/208 (99%)	199 (97%)	5 (2%)	1 (0%)	24	63
5	7A	205/208 (99%)	194 (95%)	9 (4%)	2 (1%)	12	48
5	7B	205/208 (99%)	198 (97%)	6 (3%)	1 (0%)	24	63
5	7C	205/208 (99%)	199 (97%)	5 (2%)	1 (0%)	24	63
5	7D	205/208 (99%)	199 (97%)	5 (2%)	1 (0%)	24	63
6	9A	203/647 (31%)	203 (100%)	0	0	100	100
6	9B	203/647 (31%)	203 (100%)	0	0	100	100
7	8A	66/346 (19%)	64 (97%)	2 (3%)	0	100	100
7	8B	66/346 (19%)	64 (97%)	2 (3%)	0	100	100
7	8C	66/346 (19%)	64 (97%)	2 (3%)	0	100	100
All	All	75965/81535 (93%)	73259 (96%)	2618 (3%)	88 (0%)	49	83

All (88) Ramachandran outliers are listed below:

Mol	Chain	Res	Type
2	E6	272	PRO
1	A4	40	LYS

Continued on next page...

Continued from previous page...

Mol	Chain	Res	Type
2	A5	271	ALA
2	F6	176	SER
1	L6	62	VAL
1	N0	42	ILE
2	S6	272	PRO
5	1A	138	GLU
5	1B	138	GLU
5	1C	138	GLU
5	1D	138	GLU
5	1E	138	GLU
5	1F	138	GLU
5	2A	138	GLU
5	2B	138	GLU
5	2C	107	PRO
5	2C	138	GLU
5	2D	138	GLU
5	2E	138	GLU
5	2F	138	GLU
5	3C	138	GLU
5	3D	138	GLU
5	3E	138	GLU
5	3F	138	GLU
5	3G	138	GLU
5	3H	138	GLU
5	3J	138	GLU
5	4J	138	GLU
5	2H	107	PRO
5	2H	138	GLU
5	2I	138	GLU
5	3I	138	GLU
5	4I	138	GLU
5	4H	138	GLU
5	2J	138	GLU
5	7A	107	PRO
5	7A	138	GLU
5	7B	138	GLU
5	7C	138	GLU
5	7D	138	GLU
5	6A	107	PRO
5	6A	138	GLU
5	6B	138	GLU
5	6C	138	GLU

Continued on next page...

Continued from previous page...

Mol	Chain	Res	Type
5	6D	138	GLU
5	5A	107	PRO
5	5A	138	GLU
5	5B	138	GLU
5	5C	138	GLU
5	5D	138	GLU
5	2G	138	GLU
5	1G	138	GLU
2	D2	272	PRO
5	3D	107	PRO
5	4J	107	PRO
2	K5	272	PRO
2	R0	271	ALA
1	V0	38	SER
2	P3	272	PRO
2	R2	272	PRO
2	F0	271	ALA
2	H1	272	PRO
2	B4	268	PRO
2	C4	271	ALA
2	C4	272	PRO
2	G3	271	ALA
2	H3	268	PRO
2	I1	271	ALA
2	U4	271	ALA
2	V3	271	ALA
5	2H	130	VAL
5	2I	130	VAL
2	A3	268	PRO
2	B4	271	ALA
2	C0	271	ALA
2	D4	272	PRO
2	F6	271	ALA
2	J6	271	ALA
2	K1	271	ALA
2	O5	271	ALA
2	O5	272	PRO
2	U6	271	ALA
2	V1	271	ALA
2	J0	272	PRO
2	M5	272	PRO
2	N1	271	ALA

Continued on next page...

Continued from previous page...

Mol	Chain	Res	Type
2	C2	271	ALA
2	V5	271	ALA

5.3.2 Protein sidechains (i)

In the following table, the Percentiles column shows the percent sidechain outliers of the chain as a percentile score with respect to all PDB entries followed by that with respect to all EM entries.

The Analysed column shows the number of residues for which the sidechain conformation was analysed, and the total number of residues.

Mol	Chain	Analysed	Rotameric	Outliers	Percentiles	
1	A0	369/378 (98%)	368 (100%)	1 (0%)	86	86
1	A2	369/378 (98%)	368 (100%)	1 (0%)	86	86
1	A4	369/378 (98%)	369 (100%)	0	100	100
1	A6	369/378 (98%)	369 (100%)	0	100	100
1	B1	369/378 (98%)	369 (100%)	0	100	100
1	B3	364/378 (96%)	364 (100%)	0	100	100
1	B5	369/378 (98%)	369 (100%)	0	100	100
1	C1	364/378 (96%)	364 (100%)	0	100	100
1	C3	364/378 (96%)	364 (100%)	0	100	100
1	C5	369/378 (98%)	369 (100%)	0	100	100
1	D1	363/378 (96%)	363 (100%)	0	100	100
1	D3	363/378 (96%)	363 (100%)	0	100	100
1	D5	363/378 (96%)	363 (100%)	0	100	100
1	E1	368/378 (97%)	368 (100%)	0	100	100
1	E3	369/378 (98%)	369 (100%)	0	100	100
1	E5	368/378 (97%)	368 (100%)	0	100	100
1	F1	363/378 (96%)	363 (100%)	0	100	100
1	F3	363/378 (96%)	363 (100%)	0	100	100
1	F5	363/378 (96%)	363 (100%)	0	100	100
1	G0	364/378 (96%)	361 (99%)	3 (1%)	73	80
1	G2	363/378 (96%)	363 (100%)	0	100	100
1	G4	365/378 (97%)	365 (100%)	0	100	100

Continued on next page...

Continued from previous page...

Mol	Chain	Analysed	Rotameric	Outliers	Percentiles	
1	H0	365/378 (97%)	365 (100%)	0	100	100
1	H2	365/378 (97%)	364 (100%)	1 (0%)	86	86
1	H4	364/378 (96%)	364 (100%)	0	100	100
1	I0	369/378 (98%)	369 (100%)	0	100	100
1	I2	365/378 (97%)	365 (100%)	0	100	100
1	I4	369/378 (98%)	369 (100%)	0	100	100
1	I6	364/378 (96%)	364 (100%)	0	100	100
1	J1	363/378 (96%)	361 (99%)	2 (1%)	78	83
1	J3	363/378 (96%)	363 (100%)	0	100	100
1	J5	364/378 (96%)	364 (100%)	0	100	100
1	K0	365/378 (97%)	364 (100%)	1 (0%)	86	86
1	K2	366/378 (97%)	365 (100%)	1 (0%)	86	86
1	K4	370/378 (98%)	370 (100%)	0	100	100
1	L0	366/378 (97%)	366 (100%)	0	100	100
1	L2	367/378 (97%)	367 (100%)	0	100	100
1	L4	365/378 (97%)	365 (100%)	0	100	100
1	L6	365/378 (97%)	362 (99%)	3 (1%)	73	80
1	M0	365/378 (97%)	365 (100%)	0	100	100
1	M2	363/378 (96%)	363 (100%)	0	100	100
1	M4	365/378 (97%)	365 (100%)	0	100	100
1	M6	368/378 (97%)	366 (100%)	2 (0%)	81	83
1	N0	369/378 (98%)	369 (100%)	0	100	100
1	N2	369/378 (98%)	369 (100%)	0	100	100
1	N4	369/378 (98%)	365 (99%)	4 (1%)	65	76
1	N6	369/378 (98%)	366 (99%)	3 (1%)	73	80
1	O0	371/378 (98%)	371 (100%)	0	100	100
1	O2	371/378 (98%)	370 (100%)	1 (0%)	86	86
1	O4	369/378 (98%)	369 (100%)	0	100	100
1	O6	371/378 (98%)	371 (100%)	0	100	100
1	P0	371/378 (98%)	370 (100%)	1 (0%)	86	86
1	P2	369/378 (98%)	369 (100%)	0	100	100

Continued on next page...

Continued from previous page...

Mol	Chain	Analysed	Rotameric	Outliers	Percentiles	
1	P4	370/378 (98%)	370 (100%)	0	100	100
1	P6	369/378 (98%)	369 (100%)	0	100	100
1	Q1	370/378 (98%)	370 (100%)	0	100	100
1	Q3	370/378 (98%)	369 (100%)	1 (0%)	86	86
1	Q5	370/378 (98%)	370 (100%)	0	100	100
1	R1	369/378 (98%)	369 (100%)	0	100	100
1	R3	370/378 (98%)	370 (100%)	0	100	100
1	R5	370/378 (98%)	370 (100%)	0	100	100
1	S1	364/378 (96%)	364 (100%)	0	100	100
1	S3	364/378 (96%)	362 (100%)	2 (0%)	81	83
1	S5	364/378 (96%)	364 (100%)	0	100	100
1	T1	364/378 (96%)	364 (100%)	0	100	100
1	T3	362/378 (96%)	362 (100%)	0	100	100
1	T5	364/378 (96%)	364 (100%)	0	100	100
1	U1	365/378 (97%)	365 (100%)	0	100	100
1	U3	364/378 (96%)	364 (100%)	0	100	100
1	U5	364/378 (96%)	364 (100%)	0	100	100
1	V0	369/378 (98%)	369 (100%)	0	100	100
1	V2	364/378 (96%)	362 (100%)	2 (0%)	81	83
1	V4	369/378 (98%)	369 (100%)	0	100	100
1	W0	368/378 (97%)	368 (100%)	0	100	100
1	W2	363/378 (96%)	363 (100%)	0	100	100
1	W4	369/378 (98%)	369 (100%)	0	100	100
1	W6	364/378 (96%)	364 (100%)	0	100	100
2	A1	371/380 (98%)	369 (100%)	2 (0%)	81	83
2	A3	371/380 (98%)	370 (100%)	1 (0%)	86	86
2	A5	371/380 (98%)	369 (100%)	2 (0%)	81	83
2	B0	367/380 (97%)	365 (100%)	2 (0%)	81	83
2	B2	366/380 (96%)	366 (100%)	0	100	100
2	B4	368/380 (97%)	367 (100%)	1 (0%)	86	86
2	C0	367/380 (97%)	366 (100%)	1 (0%)	86	86

Continued on next page...

Continued from previous page...

Mol	Chain	Analysed	Rotameric	Outliers	Percentiles	
2	C2	366/380 (96%)	366 (100%)	0	100	100
2	C4	367/380 (97%)	366 (100%)	1 (0%)	86	86
2	D0	366/380 (96%)	365 (100%)	1 (0%)	86	86
2	D2	366/380 (96%)	365 (100%)	1 (0%)	86	86
2	D4	366/380 (96%)	366 (100%)	0	100	100
2	D6	366/380 (96%)	366 (100%)	0	100	100
2	E0	366/380 (96%)	365 (100%)	1 (0%)	86	86
2	E2	366/380 (96%)	365 (100%)	1 (0%)	86	86
2	E4	366/380 (96%)	366 (100%)	0	100	100
2	E6	366/380 (96%)	366 (100%)	0	100	100
2	F0	366/380 (96%)	366 (100%)	0	100	100
2	F2	366/380 (96%)	364 (100%)	2 (0%)	81	83
2	F4	366/380 (96%)	366 (100%)	0	100	100
2	F6	366/380 (96%)	364 (100%)	2 (0%)	81	83
2	G1	366/380 (96%)	366 (100%)	0	100	100
2	G3	368/380 (97%)	366 (100%)	2 (0%)	81	83
2	G5	366/380 (96%)	366 (100%)	0	100	100
2	H1	366/380 (96%)	366 (100%)	0	100	100
2	H3	367/380 (97%)	366 (100%)	1 (0%)	86	86
2	H5	366/380 (96%)	363 (99%)	3 (1%)	73	80
2	I1	366/380 (96%)	366 (100%)	0	100	100
2	I3	368/380 (97%)	367 (100%)	1 (0%)	86	86
2	I5	366/380 (96%)	366 (100%)	0	100	100
2	J0	367/380 (97%)	366 (100%)	1 (0%)	86	86
2	J2	366/380 (96%)	366 (100%)	0	100	100
2	J4	366/380 (96%)	365 (100%)	1 (0%)	86	86
2	J6	366/380 (96%)	366 (100%)	0	100	100
2	K1	370/380 (97%)	369 (100%)	1 (0%)	86	86
2	K3	370/380 (97%)	370 (100%)	0	100	100
2	K5	370/380 (97%)	368 (100%)	2 (0%)	81	83
2	L1	366/380 (96%)	366 (100%)	0	100	100

Continued on next page...

Continued from previous page...

Mol	Chain	Analysed	Rotameric	Outliers	Percentiles	
2	L3	366/380 (96%)	365 (100%)	1 (0%)	86	86
2	L5	366/380 (96%)	364 (100%)	2 (0%)	81	83
2	M1	369/380 (97%)	369 (100%)	0	100	100
2	M3	366/380 (96%)	365 (100%)	1 (0%)	86	86
2	M5	369/380 (97%)	368 (100%)	1 (0%)	86	86
2	N1	367/380 (97%)	367 (100%)	0	100	100
2	N3	368/380 (97%)	366 (100%)	2 (0%)	81	83
2	N5	367/380 (97%)	367 (100%)	0	100	100
2	O1	368/380 (97%)	368 (100%)	0	100	100
2	O3	370/380 (97%)	369 (100%)	1 (0%)	86	86
2	O5	368/380 (97%)	367 (100%)	1 (0%)	86	86
2	P1	366/380 (96%)	365 (100%)	1 (0%)	86	86
2	P3	368/380 (97%)	367 (100%)	1 (0%)	86	86
2	P5	368/380 (97%)	368 (100%)	0	100	100
2	Q0	366/380 (96%)	366 (100%)	0	100	100
2	Q2	368/380 (97%)	366 (100%)	2 (0%)	81	83
2	Q4	367/380 (97%)	367 (100%)	0	100	100
2	R0	366/380 (96%)	365 (100%)	1 (0%)	86	86
2	R2	367/380 (97%)	366 (100%)	1 (0%)	86	86
2	R4	366/380 (96%)	366 (100%)	0	100	100
2	R6	367/380 (97%)	366 (100%)	1 (0%)	86	86
2	S0	366/380 (96%)	365 (100%)	1 (0%)	86	86
2	S2	366/380 (96%)	366 (100%)	0	100	100
2	S4	366/380 (96%)	366 (100%)	0	100	100
2	S6	366/380 (96%)	366 (100%)	0	100	100
2	T0	366/380 (96%)	365 (100%)	1 (0%)	86	86
2	T2	366/380 (96%)	364 (100%)	2 (0%)	81	83
2	T4	366/380 (96%)	363 (99%)	3 (1%)	73	80
2	T6	366/380 (96%)	364 (100%)	2 (0%)	81	83
2	U0	366/380 (96%)	366 (100%)	0	100	100
2	U2	367/380 (97%)	366 (100%)	1 (0%)	86	86

Continued on next page...

Continued from previous page...

Mol	Chain	Analysed	Rotameric	Outliers	Percentiles	
2	U4	366/380 (96%)	363 (99%)	3 (1%)	73	80
2	U6	367/380 (97%)	365 (100%)	2 (0%)	81	83
2	V1	367/380 (97%)	365 (100%)	2 (0%)	81	83
2	V3	366/380 (96%)	366 (100%)	0	100	100
2	V5	367/380 (97%)	366 (100%)	1 (0%)	86	86
2	W1	366/380 (96%)	364 (100%)	2 (0%)	81	83
2	W3	366/380 (96%)	364 (100%)	2 (0%)	81	83
2	W5	367/380 (97%)	367 (100%)	0	100	100
3	X0	174/180 (97%)	174 (100%)	0	100	100
3	X1	174/180 (97%)	172 (99%)	2 (1%)	65	76
3	X2	174/180 (97%)	174 (100%)	0	100	100
3	X3	174/180 (97%)	174 (100%)	0	100	100
4	Y0	126/320 (39%)	126 (100%)	0	100	100
4	Y1	126/320 (39%)	126 (100%)	0	100	100
4	Y2	126/320 (39%)	124 (98%)	2 (2%)	55	70
5	1A	180/181 (99%)	176 (98%)	4 (2%)	45	64
5	1B	180/181 (99%)	176 (98%)	4 (2%)	45	64
5	1C	180/181 (99%)	173 (96%)	7 (4%)	28	49
5	1D	180/181 (99%)	177 (98%)	3 (2%)	53	69
5	1E	180/181 (99%)	176 (98%)	4 (2%)	45	64
5	1F	180/181 (99%)	176 (98%)	4 (2%)	45	64
5	1G	180/181 (99%)	174 (97%)	6 (3%)	33	55
5	2A	180/181 (99%)	173 (96%)	7 (4%)	28	49
5	2B	180/181 (99%)	176 (98%)	4 (2%)	45	64
5	2C	180/181 (99%)	173 (96%)	7 (4%)	28	49
5	2D	180/181 (99%)	176 (98%)	4 (2%)	45	64
5	2E	180/181 (99%)	175 (97%)	5 (3%)	38	59
5	2F	180/181 (99%)	177 (98%)	3 (2%)	53	69
5	2G	180/181 (99%)	174 (97%)	6 (3%)	33	55
5	2H	180/181 (99%)	174 (97%)	6 (3%)	33	55
5	2I	180/181 (99%)	172 (96%)	8 (4%)	25	47

Continued on next page...

Continued from previous page...

Mol	Chain	Analysed	Rotameric	Outliers	Percentiles	
5	2J	180/181 (99%)	177 (98%)	3 (2%)	53	69
5	3C	180/181 (99%)	175 (97%)	5 (3%)	38	59
5	3D	180/181 (99%)	173 (96%)	7 (4%)	28	49
5	3E	180/181 (99%)	175 (97%)	5 (3%)	38	59
5	3F	180/181 (99%)	174 (97%)	6 (3%)	33	55
5	3G	180/181 (99%)	175 (97%)	5 (3%)	38	59
5	3H	180/181 (99%)	174 (97%)	6 (3%)	33	55
5	3I	180/181 (99%)	175 (97%)	5 (3%)	38	59
5	3J	180/181 (99%)	177 (98%)	3 (2%)	53	69
5	4H	180/181 (99%)	174 (97%)	6 (3%)	33	55
5	4I	180/181 (99%)	175 (97%)	5 (3%)	38	59
5	4J	180/181 (99%)	173 (96%)	7 (4%)	28	49
5	5A	180/181 (99%)	173 (96%)	7 (4%)	28	49
5	5B	180/181 (99%)	176 (98%)	4 (2%)	45	64
5	5C	180/181 (99%)	175 (97%)	5 (3%)	38	59
5	5D	180/181 (99%)	176 (98%)	4 (2%)	45	64
5	6A	180/181 (99%)	173 (96%)	7 (4%)	28	49
5	6B	180/181 (99%)	176 (98%)	4 (2%)	45	64
5	6C	180/181 (99%)	175 (97%)	5 (3%)	38	59
5	6D	180/181 (99%)	176 (98%)	4 (2%)	45	64
5	7A	180/181 (99%)	173 (96%)	7 (4%)	28	49
5	7B	180/181 (99%)	176 (98%)	4 (2%)	45	64
5	7C	180/181 (99%)	175 (97%)	5 (3%)	38	59
5	7D	180/181 (99%)	176 (98%)	4 (2%)	45	64
6	9A	182/588 (31%)	182 (100%)	0	100	100
6	9B	182/588 (31%)	182 (100%)	0	100	100
7	8A	62/294 (21%)	62 (100%)	0	100	100
7	8B	62/294 (21%)	62 (100%)	0	100	100
7	8C	62/294 (21%)	62 (100%)	0	100	100
All	All	65299/69344 (94%)	64993 (100%)	306 (0%)	78	83

All (306) residues with a non-rotameric sidechain are listed below:

Mol	Chain	Res	Type
1	A0	50	ASN
2	A1	195	ASN
2	A1	274	THR
1	A2	102	ASN
2	A3	298	ASN
2	A5	274	THR
2	A5	275	SER
2	B0	190	HIS
2	B0	274	THR
2	B4	347	ASN
2	C0	274	THR
2	C4	274	THR
2	D0	273	LEU
2	D2	273	LEU
2	E0	273	LEU
2	E2	274	THR
2	F2	274	THR
2	F2	337	ASN
2	F6	48	ASN
2	F6	170	VAL
1	G0	26	LEU
1	G0	30	ILE
1	G0	35	GLN
2	G3	273	LEU
2	G3	274	THR
1	H2	293	ASN
2	H3	273	LEU
2	H5	274	THR
2	H5	322	SER
2	H5	323	MET
2	I3	274	THR
2	J0	274	THR
1	J1	300	ASN
1	J1	363	VAL
2	J4	274	THR
1	K0	300	ASN
2	K1	298	ASN
1	K2	18	ASN
2	K5	273	LEU
2	K5	298	ASN
2	L3	274	THR
2	L5	274	THR
2	L5	298	ASN

Continued on next page...

Continued from previous page...

Mol	Chain	Res	Type
1	L6	60	LYS
1	L6	62	VAL
1	L6	90	GLU
2	M3	274	THR
2	M5	274	THR
1	M6	283	HIS
1	M6	284	GLU
2	N3	273	LEU
2	N3	274	THR
1	N4	277	SER
1	N4	279	GLU
1	N4	282	TYR
1	N4	284	GLU
1	N6	276	ILE
1	N6	284	GLU
1	N6	286	LEU
1	O2	300	ASN
2	O3	274	THR
2	O5	274	THR
1	P0	356	ASN
2	P1	274	THR
2	P3	273	LEU
2	Q2	273	LEU
2	Q2	274	THR
1	Q3	356	ASN
2	R0	274	THR
2	R2	274	THR
2	R6	274	THR
2	S0	273	LEU
1	S3	363	VAL
1	S3	367	ASP
2	T0	195	ASN
2	T2	273	LEU
2	T2	274	THR
2	T4	227	HIS
2	T4	288	GLU
2	T4	289	LEU
2	T6	273	LEU
2	T6	323	MET
2	U2	273	LEU
2	U4	190	HIS
2	U4	273	LEU

Continued on next page...

Continued from previous page...

Mol	Chain	Res	Type
2	U4	274	THR
2	U6	273	LEU
2	U6	274	THR
2	V1	273	LEU
2	V1	274	THR
1	V2	282	TYR
1	V2	285	GLN
2	V5	273	LEU
2	W1	125	GLU
2	W1	274	THR
2	W3	273	LEU
2	W3	347	ASN
3	X1	56	THR
3	X1	57	THR
4	Y2	228	ASP
4	Y2	266	ILE
5	1A	112	ARG
5	1A	167	ASP
5	1A	177	THR
5	1A	182	MET
5	1B	167	ASP
5	1B	177	THR
5	1B	182	MET
5	1B	196	VAL
5	1C	167	ASP
5	1C	177	THR
5	1C	182	MET
5	1C	192	ILE
5	1C	194	THR
5	1C	195	ASP
5	1C	200	ILE
5	1D	167	ASP
5	1D	177	THR
5	1D	182	MET
5	1E	167	ASP
5	1E	177	THR
5	1E	182	MET
5	1E	195	ASP
5	1F	167	ASP
5	1F	177	THR
5	1F	182	MET
5	1F	195	ASP

Continued on next page...

Continued from previous page...

Mol	Chain	Res	Type
5	2A	112	ARG
5	2A	167	ASP
5	2A	177	THR
5	2A	182	MET
5	2A	192	ILE
5	2A	195	ASP
5	2A	198	PHE
5	2B	167	ASP
5	2B	177	THR
5	2B	182	MET
5	2B	195	ASP
5	2C	110	ARG
5	2C	115	VAL
5	2C	167	ASP
5	2C	177	THR
5	2C	182	MET
5	2C	195	ASP
5	2C	198	PHE
5	2D	167	ASP
5	2D	177	THR
5	2D	182	MET
5	2D	195	ASP
5	2E	108	MET
5	2E	117	MET
5	2E	167	ASP
5	2E	177	THR
5	2E	198	PHE
5	2F	108	MET
5	2F	167	ASP
5	2F	177	THR
5	3C	167	ASP
5	3C	177	THR
5	3C	182	MET
5	3C	189	SER
5	3C	193	ASP
5	3D	113	LYS
5	3D	167	ASP
5	3D	177	THR
5	3D	182	MET
5	3D	193	ASP
5	3D	195	ASP
5	3D	197	TYR

Continued on next page...

Continued from previous page...

Mol	Chain	Res	Type
5	3E	113	LYS
5	3E	117	MET
5	3E	167	ASP
5	3E	177	THR
5	3E	197	TYR
5	3F	108	MET
5	3F	113	LYS
5	3F	167	ASP
5	3F	177	THR
5	3F	189	SER
5	3F	192	ILE
5	3G	108	MET
5	3G	113	LYS
5	3G	167	ASP
5	3G	177	THR
5	3G	193	ASP
5	3H	167	ASP
5	3H	177	THR
5	3H	182	MET
5	3H	192	ILE
5	3H	196	VAL
5	3H	197	TYR
5	3J	167	ASP
5	3J	177	THR
5	3J	182	MET
5	4J	108	MET
5	4J	110	ARG
5	4J	115	VAL
5	4J	167	ASP
5	4J	177	THR
5	4J	193	ASP
5	4J	195	ASP
5	2H	120	PHE
5	2H	130	VAL
5	2H	167	ASP
5	2H	177	THR
5	2H	179	GLU
5	2H	196	VAL
5	2I	120	PHE
5	2I	124	ASP
5	2I	130	VAL
5	2I	167	ASP

Continued on next page...

Continued from previous page...

Mol	Chain	Res	Type
5	2I	177	THR
5	2I	192	ILE
5	2I	193	ASP
5	2I	195	ASP
5	3I	130	VAL
5	3I	131	ILE
5	3I	167	ASP
5	3I	176	VAL
5	3I	182	MET
5	4I	130	VAL
5	4I	131	ILE
5	4I	167	ASP
5	4I	176	VAL
5	4I	182	MET
5	4H	167	ASP
5	4H	177	THR
5	4H	182	MET
5	4H	192	ILE
5	4H	196	VAL
5	4H	197	TYR
5	2J	167	ASP
5	2J	177	THR
5	2J	182	MET
5	7A	110	ARG
5	7A	115	VAL
5	7A	167	ASP
5	7A	177	THR
5	7A	182	MET
5	7A	195	ASP
5	7A	198	PHE
5	7B	167	ASP
5	7B	177	THR
5	7B	182	MET
5	7B	195	ASP
5	7C	108	MET
5	7C	117	MET
5	7C	167	ASP
5	7C	177	THR
5	7C	198	PHE
5	7D	108	MET
5	7D	167	ASP
5	7D	177	THR

Continued on next page...

Continued from previous page...

Mol	Chain	Res	Type
5	7D	195	ASP
5	6A	110	ARG
5	6A	115	VAL
5	6A	167	ASP
5	6A	177	THR
5	6A	182	MET
5	6A	195	ASP
5	6A	198	PHE
5	6B	167	ASP
5	6B	177	THR
5	6B	182	MET
5	6B	195	ASP
5	6C	108	MET
5	6C	117	MET
5	6C	167	ASP
5	6C	177	THR
5	6C	198	PHE
5	6D	108	MET
5	6D	167	ASP
5	6D	177	THR
5	6D	195	ASP
5	5A	110	ARG
5	5A	115	VAL
5	5A	167	ASP
5	5A	177	THR
5	5A	182	MET
5	5A	195	ASP
5	5A	198	PHE
5	5B	167	ASP
5	5B	177	THR
5	5B	182	MET
5	5B	195	ASP
5	5C	108	MET
5	5C	117	MET
5	5C	167	ASP
5	5C	177	THR
5	5C	198	PHE
5	5D	108	MET
5	5D	167	ASP
5	5D	177	THR
5	5D	195	ASP
5	2G	108	MET

Continued on next page...

Continued from previous page...

Mol	Chain	Res	Type
5	2G	113	LYS
5	2G	167	ASP
5	2G	177	THR
5	2G	192	ILE
5	2G	193	ASP
5	1G	108	MET
5	1G	113	LYS
5	1G	167	ASP
5	1G	177	THR
5	1G	192	ILE
5	1G	193	ASP

Sometimes sidechains can be flipped to improve hydrogen bonding and reduce clashes. All (924) such sidechains are listed below:

Mol	Chain	Res	Type
1	A0	31	GLN
1	A0	50	ASN
1	A0	102	ASN
1	A0	128	GLN
1	A0	133	GLN
1	A0	358	GLN
2	A1	6	HIS
2	A1	165	ASN
2	A1	195	ASN
2	A1	279	GLN
2	A1	280	GLN
1	A2	11	GLN
1	A2	15	GLN
1	A2	18	ASN
1	A2	61	HIS
1	A2	107	HIS
1	A2	216	ASN
1	A2	256	GLN
1	A2	283	HIS
1	A2	300	ASN
1	A2	356	ASN
1	A2	393	HIS
2	A3	245	GLN
2	A3	256	ASN
2	A3	329	GLN
2	A3	335	ASN
2	A3	347	ASN

Continued on next page...

Continued from previous page...

Mol	Chain	Res	Type
1	A4	11	GLN
1	A4	31	GLN
1	A4	50	ASN
1	A4	101	ASN
1	A4	128	GLN
1	A4	283	HIS
1	A4	393	HIS
2	A5	165	ASN
1	A6	128	GLN
1	A6	258	ASN
1	A6	283	HIS
1	A6	393	HIS
2	B0	14	ASN
2	B0	43	GLN
2	B0	134	GLN
2	B0	195	ASN
2	B0	279	GLN
2	B0	291	GLN
2	B0	375	GLN
1	B1	88	HIS
1	B1	102	ASN
1	B1	216	ASN
1	B1	358	GLN
2	B2	11	GLN
2	B2	14	ASN
2	B2	43	GLN
2	B2	131	GLN
2	B2	226	ASN
2	B2	245	GLN
2	B2	279	GLN
2	B2	348	ASN
2	B2	426	GLN
1	B3	31	GLN
1	B3	88	HIS
1	B3	128	GLN
1	B3	301	GLN
1	B3	309	HIS
2	B4	14	ASN
2	B4	100	ASN
2	B4	280	GLN
2	B4	298	ASN
2	B4	384	GLN

Continued on next page...

Continued from previous page...

Mol	Chain	Res	Type
2	C0	6	HIS
2	C0	14	ASN
2	C0	105	HIS
2	C0	165	ASN
2	C0	190	HIS
2	C0	204	ASN
2	C0	245	GLN
2	C0	280	GLN
2	C0	332	ASN
2	C0	347	ASN
2	C0	414	ASN
1	C1	35	GLN
1	C1	88	HIS
1	C1	176	GLN
1	C1	226	ASN
1	C1	285	GLN
2	C2	43	GLN
2	C2	99	ASN
2	C2	245	GLN
2	C2	280	GLN
2	C2	291	GLN
2	C2	375	GLN
1	C3	88	HIS
1	C3	197	HIS
1	C3	285	GLN
2	C4	94	GLN
2	C4	100	ASN
2	C4	204	ASN
2	C4	247	ASN
2	C4	256	ASN
2	C4	291	GLN
2	C4	292	GLN
1	C5	101	ASN
1	C5	216	ASN
1	C5	285	GLN
1	C5	300	ASN
1	C5	342	GLN
2	D0	14	ASN
2	D0	99	ASN
2	D0	291	GLN
2	D0	298	ASN
2	D0	347	ASN

Continued on next page...

Continued from previous page...

Mol	Chain	Res	Type
2	D0	375	GLN
2	D0	414	ASN
2	D0	423	GLN
1	D1	101	ASN
1	D1	102	ASN
1	D1	258	ASN
1	D1	283	HIS
1	D1	372	GLN
2	D2	191	GLN
2	D2	245	GLN
2	D2	298	ASN
1	D3	128	GLN
1	D3	293	ASN
1	D3	300	ASN
2	D4	134	GLN
2	D4	190	HIS
2	D4	191	GLN
2	D4	204	ASN
2	D4	280	GLN
2	D4	298	ASN
2	D4	414	ASN
1	D5	133	GLN
1	D5	233	GLN
1	D5	249	ASN
1	D5	372	GLN
2	D6	15	GLN
2	D6	83	GLN
2	D6	99	ASN
2	D6	165	ASN
2	D6	292	GLN
2	D6	298	ASN
2	D6	332	ASN
2	D6	347	ASN
2	D6	348	ASN
2	E0	8	GLN
2	E0	14	ASN
2	E0	247	ASN
2	E0	292	GLN
1	E1	18	ASN
1	E1	128	GLN
1	E1	176	GLN
1	E1	258	ASN

Continued on next page...

Continued from previous page...

Mol	Chain	Res	Type
1	E1	266	HIS
1	E1	283	HIS
1	E1	356	ASN
2	E2	8	GLN
2	E2	43	GLN
2	E2	291	GLN
2	E2	396	HIS
2	E2	424	GLN
1	E3	11	GLN
1	E3	128	GLN
1	E3	197	HIS
1	E3	283	HIS
1	E3	285	GLN
1	E3	293	ASN
2	E4	165	ASN
1	E5	18	ASN
1	E5	31	GLN
1	E5	233	GLN
1	E5	258	ASN
1	E5	266	HIS
1	E5	329	ASN
2	E6	245	GLN
2	E6	247	ASN
2	E6	292	GLN
2	E6	347	ASN
2	E6	414	ASN
2	E6	423	GLN
2	E6	424	GLN
2	F0	226	ASN
2	F0	247	ASN
2	F0	291	GLN
2	F0	348	ASN
1	F1	31	GLN
1	F1	91	GLN
1	F1	216	ASN
1	F1	285	GLN
1	F1	293	ASN
2	F2	14	ASN
2	F2	195	ASN
2	F2	332	ASN
2	F2	414	ASN
1	F3	11	GLN

Continued on next page...

Continued from previous page...

Mol	Chain	Res	Type
1	F3	18	ASN
1	F3	85	GLN
1	F3	197	HIS
1	F3	380	ASN
2	F4	291	GLN
2	F4	375	GLN
1	F5	8	HIS
1	F5	329	ASN
1	F5	380	ASN
2	F6	256	ASN
2	F6	291	GLN
2	F6	329	GLN
2	F6	375	GLN
2	F6	416	ASN
1	G0	35	GLN
1	G0	283	HIS
2	G1	99	ASN
2	G1	298	ASN
2	G1	332	ASN
2	G1	347	ASN
2	G1	348	ASN
2	G1	414	ASN
1	G2	88	HIS
1	G2	226	ASN
1	G2	256	GLN
1	G2	293	ASN
1	G2	329	ASN
1	G2	356	ASN
2	G3	99	ASN
2	G3	134	GLN
2	G3	184	ASN
2	G3	279	GLN
2	G3	291	GLN
2	G3	292	GLN
2	G3	298	ASN
2	G3	329	GLN
2	G3	332	ASN
1	G4	88	HIS
1	G4	101	ASN
1	G4	139	HIS
2	G5	11	GLN
2	G5	226	ASN

Continued on next page...

Continued from previous page...

Mol	Chain	Res	Type
2	G5	227	HIS
2	G5	256	ASN
2	G5	329	GLN
2	G5	334	GLN
2	G5	348	ASN
1	H0	206	ASN
1	H0	249	ASN
1	H0	300	ASN
1	H0	393	HIS
2	H1	14	ASN
2	H1	43	GLN
2	H1	94	GLN
2	H1	99	ASN
2	H1	264	HIS
1	H2	31	GLN
1	H2	102	ASN
1	H2	128	GLN
1	H2	133	GLN
1	H2	176	GLN
1	H2	233	GLN
1	H2	256	GLN
1	H2	300	ASN
2	H3	99	ASN
2	H3	245	GLN
2	H3	298	ASN
1	H4	11	GLN
1	H4	283	HIS
1	H4	342	GLN
1	H4	356	ASN
2	H5	15	GLN
2	H5	99	ASN
2	H5	279	GLN
2	H5	332	ASN
2	H5	375	GLN
2	H5	426	GLN
1	I0	11	GLN
1	I0	139	HIS
1	I0	283	HIS
1	I0	293	ASN
1	I0	300	ASN
1	I0	372	GLN
2	I1	6	HIS

Continued on next page...

Continued from previous page...

Mol	Chain	Res	Type
2	I1	8	GLN
2	I1	48	ASN
2	I1	83	GLN
2	I1	204	ASN
2	I1	256	ASN
2	I1	329	GLN
2	I1	375	GLN
2	I1	416	ASN
1	I2	18	ASN
1	I2	101	ASN
1	I2	197	HIS
1	I2	216	ASN
1	I2	233	GLN
1	I2	258	ASN
1	I2	266	HIS
1	I2	283	HIS
2	I3	28	HIS
2	I3	100	ASN
2	I3	134	GLN
2	I3	245	GLN
2	I3	291	GLN
2	I3	334	GLN
2	I3	423	GLN
1	I4	91	GLN
1	I4	139	HIS
1	I4	206	ASN
1	I4	216	ASN
1	I4	258	ASN
1	I4	285	GLN
2	I5	6	HIS
2	I5	11	GLN
2	I5	14	ASN
2	I5	52	ASN
2	I5	256	ASN
2	I5	307	HIS
2	I5	329	GLN
2	I5	347	ASN
2	I5	416	ASN
1	I6	11	GLN
1	I6	85	GLN
1	I6	283	HIS
1	I6	293	ASN

Continued on next page...

Continued from previous page...

Mol	Chain	Res	Type
1	I6	358	GLN
2	J0	191	GLN
2	J0	423	GLN
1	J1	8	HIS
1	J1	15	GLN
1	J1	31	GLN
1	J1	91	GLN
1	J1	133	GLN
1	J1	249	ASN
1	J1	258	ASN
1	J1	372	GLN
2	J2	6	HIS
2	J2	8	GLN
2	J2	43	GLN
2	J2	48	ASN
2	J2	245	GLN
2	J2	256	ASN
2	J2	375	GLN
2	J2	396	HIS
2	J2	416	ASN
2	J2	423	GLN
2	J2	424	GLN
1	J3	11	GLN
1	J3	101	ASN
1	J3	128	GLN
1	J3	216	ASN
1	J3	226	ASN
1	J3	301	GLN
2	J4	83	GLN
2	J4	195	ASN
2	J4	291	GLN
2	J4	347	ASN
2	J4	348	ASN
1	J5	28	HIS
1	J5	61	HIS
1	J5	133	GLN
1	J5	197	HIS
1	J5	216	ASN
1	J5	258	ASN
1	J5	285	GLN
1	J5	372	GLN
2	J6	6	HIS

Continued on next page...

Continued from previous page...

Mol	Chain	Res	Type
2	J6	279	GLN
2	J6	298	ASN
2	J6	423	GLN
1	K0	15	GLN
1	K0	88	HIS
1	K0	102	ASN
1	K0	133	GLN
1	K0	176	GLN
1	K0	249	ASN
1	K0	258	ASN
1	K0	293	ASN
1	K0	356	ASN
2	K1	94	GLN
2	K1	99	ASN
2	K1	195	ASN
2	K1	204	ASN
2	K1	245	GLN
2	K1	280	GLN
2	K1	291	GLN
2	K1	307	HIS
2	K1	375	GLN
2	K1	423	GLN
1	K2	11	GLN
1	K2	88	HIS
1	K2	186	ASN
1	K2	258	ASN
1	K2	293	ASN
1	K2	300	ASN
2	K3	8	GLN
2	K3	99	ASN
2	K3	247	ASN
2	K3	298	ASN
2	K3	332	ASN
2	K3	375	GLN
1	K4	88	HIS
1	K4	197	HIS
1	K4	228	ASN
1	K4	309	HIS
2	K5	131	GLN
2	K5	134	GLN
2	K5	256	ASN
2	K5	348	ASN

Continued on next page...

Continued from previous page...

Mol	Chain	Res	Type
1	L0	11	GLN
1	L0	18	ASN
1	L0	35	GLN
1	L0	88	HIS
1	L0	102	ASN
1	L0	293	ASN
2	L1	83	GLN
2	L1	329	GLN
2	L1	347	ASN
2	L1	348	ASN
1	L2	102	ASN
1	L2	283	HIS
1	L2	293	ASN
2	L3	247	ASN
2	L3	307	HIS
2	L3	335	ASN
2	L3	375	GLN
1	L4	31	GLN
1	L4	293	ASN
2	L5	11	GLN
2	L5	14	ASN
2	L5	83	GLN
2	L5	105	HIS
2	L5	264	HIS
1	L6	11	GLN
1	L6	258	ASN
1	L6	329	ASN
1	M0	11	GLN
1	M0	128	GLN
1	M0	356	ASN
2	M1	83	GLN
2	M1	99	ASN
2	M1	195	ASN
2	M1	245	GLN
2	M1	247	ASN
2	M1	329	GLN
1	M2	8	HIS
1	M2	11	GLN
1	M2	15	GLN
1	M2	102	ASN
1	M2	216	ASN
1	M2	285	GLN

Continued on next page...

Continued from previous page...

Mol	Chain	Res	Type
1	M2	300	ASN
2	M3	8	GLN
2	M3	204	ASN
2	M3	245	GLN
1	M4	8	HIS
1	M4	197	HIS
2	M5	204	ASN
2	M5	279	GLN
2	M5	348	ASN
2	M5	375	GLN
2	M5	426	GLN
1	M6	11	GLN
1	M6	85	GLN
1	M6	128	GLN
1	M6	176	GLN
1	M6	285	GLN
1	M6	293	ASN
1	N0	31	GLN
1	N0	139	HIS
1	N0	206	ASN
1	N0	228	ASN
1	N0	256	GLN
1	N0	258	ASN
1	N0	300	ASN
2	N1	100	ASN
2	N1	195	ASN
2	N1	204	ASN
2	N1	307	HIS
1	N2	258	ASN
1	N2	329	ASN
2	N3	184	ASN
2	N3	227	HIS
2	N3	256	ASN
2	N3	279	GLN
1	N4	15	GLN
1	N4	101	ASN
1	N4	107	HIS
1	N4	133	GLN
1	N4	192	HIS
1	N4	206	ASN
1	N4	283	HIS
1	N4	285	GLN

Continued on next page...

Continued from previous page...

Mol	Chain	Res	Type
2	N5	11	GLN
2	N5	329	GLN
2	N5	348	ASN
2	N5	414	ASN
1	N6	11	GLN
1	N6	102	ASN
1	N6	206	ASN
1	N6	301	GLN
1	N6	329	ASN
1	N6	356	ASN
1	N6	393	HIS
1	N6	406	HIS
1	O0	192	HIS
1	O0	197	HIS
1	O0	216	ASN
1	O0	309	HIS
1	O0	372	GLN
2	O1	11	GLN
2	O1	14	ASN
2	O1	89	ASN
2	O1	134	GLN
2	O1	279	GLN
2	O1	332	ASN
2	O1	334	GLN
2	O1	348	ASN
2	O1	423	GLN
1	O2	8	HIS
1	O2	102	ASN
1	O2	216	ASN
1	O2	233	GLN
1	O2	293	ASN
1	O2	380	ASN
1	O2	406	HIS
2	O3	8	GLN
2	O3	37	HIS
2	O3	99	ASN
2	O3	134	GLN
2	O3	137	HIS
2	O3	256	ASN
2	O3	279	GLN
2	O3	329	GLN
2	O3	334	GLN

Continued on next page...

Continued from previous page...

Mol	Chain	Res	Type
2	O3	347	ASN
2	O3	375	GLN
2	O3	396	HIS
1	O4	11	GLN
1	O4	15	GLN
1	O4	61	HIS
1	O4	85	GLN
1	O4	101	ASN
1	O4	128	GLN
1	O4	197	HIS
1	O4	283	HIS
1	O4	285	GLN
1	O4	301	GLN
2	O5	15	GLN
2	O5	99	ASN
2	O5	204	ASN
2	O5	256	ASN
2	O5	292	GLN
2	O5	347	ASN
2	O5	396	HIS
1	O6	18	ASN
1	O6	101	ASN
1	O6	128	GLN
1	O6	206	ASN
1	O6	285	GLN
1	O6	293	ASN
1	O6	300	ASN
1	O6	309	HIS
1	O6	356	ASN
1	P0	133	GLN
1	P0	293	ASN
2	P1	245	GLN
2	P1	347	ASN
2	P1	384	GLN
1	P2	133	GLN
1	P2	233	GLN
2	P3	11	GLN
2	P3	14	ASN
2	P3	37	HIS
2	P3	99	ASN
2	P3	204	ASN
2	P3	245	GLN

Continued on next page...

Continued from previous page...

Mol	Chain	Res	Type
2	P3	256	ASN
2	P3	335	ASN
2	P3	347	ASN
2	P3	348	ASN
2	P3	375	GLN
2	P3	423	GLN
1	P4	8	HIS
1	P4	85	GLN
1	P4	101	ASN
1	P4	102	ASN
1	P4	258	ASN
1	P4	309	HIS
1	P4	329	ASN
1	P4	356	ASN
2	P5	99	ASN
2	P5	204	ASN
2	P5	264	HIS
2	P5	280	GLN
2	P5	291	GLN
2	P5	298	ASN
2	P5	347	ASN
2	P5	426	GLN
1	P6	31	GLN
1	P6	128	GLN
1	P6	197	HIS
1	P6	206	ASN
1	P6	256	GLN
1	P6	293	ASN
1	P6	342	GLN
1	P6	372	GLN
2	Q0	8	GLN
2	Q0	48	ASN
2	Q0	105	HIS
2	Q0	131	GLN
2	Q0	137	HIS
2	Q0	348	ASN
1	Q1	28	HIS
1	Q1	101	ASN
1	Q1	107	HIS
1	Q1	233	GLN
1	Q1	406	HIS
2	Q2	14	ASN

Continued on next page...

Continued from previous page...

Mol	Chain	Res	Type
2	Q2	28	HIS
2	Q2	43	GLN
2	Q2	94	GLN
2	Q2	134	GLN
2	Q2	245	GLN
2	Q2	347	ASN
2	Q2	414	ASN
1	Q3	11	GLN
1	Q3	85	GLN
1	Q3	101	ASN
1	Q3	186	ASN
1	Q3	197	HIS
1	Q3	216	ASN
1	Q3	256	GLN
2	Q4	14	ASN
2	Q4	204	ASN
2	Q4	256	ASN
2	Q4	298	ASN
2	Q4	347	ASN
2	Q4	396	HIS
1	Q5	8	HIS
1	Q5	18	ASN
1	Q5	101	ASN
1	Q5	102	ASN
1	Q5	128	GLN
1	Q5	206	ASN
1	Q5	216	ASN
1	Q5	300	ASN
2	R0	15	GLN
2	R0	28	HIS
2	R0	245	GLN
2	R0	348	ASN
2	R0	396	HIS
2	R0	423	GLN
1	R1	101	ASN
1	R1	133	GLN
1	R1	283	HIS
1	R1	301	GLN
2	R2	227	HIS
2	R2	256	ASN
2	R2	292	GLN
2	R2	334	GLN

Continued on next page...

Continued from previous page...

Mol	Chain	Res	Type
1	R3	18	ASN
1	R3	128	GLN
1	R3	293	ASN
1	R3	329	ASN
1	R3	372	GLN
1	R3	393	HIS
2	R4	94	GLN
2	R4	134	GLN
2	R4	204	ASN
2	R4	247	ASN
2	R4	348	ASN
1	R5	11	GLN
1	R5	85	GLN
1	R5	88	HIS
1	R5	102	ASN
1	R5	206	ASN
1	R5	216	ASN
1	R5	293	ASN
2	R6	83	GLN
2	R6	256	ASN
2	R6	334	GLN
2	R6	335	ASN
2	R6	396	HIS
2	R6	423	GLN
2	S0	11	GLN
2	S0	43	GLN
2	S0	190	HIS
2	S0	291	GLN
2	S0	298	ASN
2	S0	329	GLN
2	S0	334	GLN
2	S0	348	ASN
1	S1	31	GLN
1	S1	88	HIS
1	S1	192	HIS
1	S1	206	ASN
1	S1	216	ASN
1	S1	285	GLN
1	S1	301	GLN
1	S1	329	ASN
1	S1	380	ASN
2	S2	11	GLN

Continued on next page...

Continued from previous page...

Mol	Chain	Res	Type
2	S2	48	ASN
2	S2	245	GLN
2	S2	291	GLN
2	S2	292	GLN
2	S2	334	GLN
1	S3	11	GLN
1	S3	88	HIS
1	S3	102	ASN
1	S3	133	GLN
1	S3	216	ASN
1	S3	329	ASN
1	S3	393	HIS
1	S3	406	HIS
2	S4	28	HIS
2	S4	48	ASN
2	S4	204	ASN
2	S4	256	ASN
2	S4	291	GLN
2	S4	416	ASN
1	S5	11	GLN
1	S5	31	GLN
1	S5	101	ASN
1	S5	228	ASN
1	S5	285	GLN
1	S5	301	GLN
1	S5	329	ASN
1	S5	356	ASN
2	S6	14	ASN
2	S6	15	GLN
2	S6	137	HIS
2	S6	227	HIS
2	S6	291	GLN
2	S6	347	ASN
2	S6	384	GLN
2	T0	83	GLN
2	T0	291	GLN
2	T0	332	ASN
2	T0	337	ASN
2	T0	423	GLN
1	T1	35	GLN
1	T1	102	ASN
1	T1	216	ASN

Continued on next page...

Continued from previous page...

Mol	Chain	Res	Type
1	T1	283	HIS
1	T1	380	ASN
2	T2	6	HIS
2	T2	99	ASN
2	T2	347	ASN
1	T3	50	ASN
1	T3	88	HIS
1	T3	128	GLN
1	T3	139	HIS
1	T3	256	GLN
1	T3	258	ASN
1	T3	301	GLN
1	T3	329	ASN
2	T4	15	GLN
2	T4	99	ASN
2	T4	137	HIS
2	T4	204	ASN
2	T4	291	GLN
2	T4	337	ASN
2	T4	348	ASN
1	T5	15	GLN
1	T5	85	GLN
1	T5	216	ASN
1	T5	226	ASN
1	T5	283	HIS
1	T5	300	ASN
2	T6	8	GLN
2	T6	100	ASN
2	T6	105	HIS
2	T6	165	ASN
2	T6	184	ASN
2	T6	204	ASN
2	T6	279	GLN
2	T6	347	ASN
2	T6	414	ASN
2	U0	137	HIS
2	U0	184	ASN
2	U0	190	HIS
2	U0	204	ASN
2	U0	245	GLN
2	U0	280	GLN
2	U0	292	GLN

Continued on next page...

Continued from previous page...

Mol	Chain	Res	Type
1	U1	35	GLN
1	U1	206	ASN
1	U1	233	GLN
1	U1	283	HIS
1	U1	293	ASN
1	U1	406	HIS
2	U2	43	GLN
2	U2	83	GLN
2	U2	131	GLN
2	U2	204	ASN
2	U2	245	GLN
2	U2	347	ASN
1	U3	186	ASN
1	U3	226	ASN
1	U3	258	ASN
1	U3	293	ASN
1	U3	300	ASN
1	U3	301	GLN
1	U3	329	ASN
1	U3	356	ASN
2	U4	11	GLN
2	U4	83	GLN
2	U4	105	HIS
2	U4	137	HIS
2	U4	204	ASN
2	U4	348	ASN
2	U4	396	HIS
2	U4	424	GLN
1	U5	133	GLN
1	U5	283	HIS
1	U5	293	ASN
1	U5	356	ASN
2	U6	43	GLN
2	U6	105	HIS
2	U6	329	GLN
2	U6	334	GLN
2	U6	396	HIS
1	V0	11	GLN
1	V0	88	HIS
1	V0	102	ASN
1	V0	228	ASN
1	V0	233	GLN

Continued on next page...

Continued from previous page...

Mol	Chain	Res	Type
1	V0	293	ASN
1	V0	329	ASN
1	V0	358	GLN
2	V1	52	ASN
2	V1	204	ASN
2	V1	226	ASN
2	V1	256	ASN
2	V1	291	GLN
2	V1	292	GLN
2	V1	298	ASN
2	V1	332	ASN
2	V1	334	GLN
2	V1	337	ASN
2	V1	347	ASN
2	V1	396	HIS
2	V1	414	ASN
1	V2	88	HIS
1	V2	133	GLN
1	V2	216	ASN
1	V2	258	ASN
1	V2	329	ASN
1	V2	380	ASN
2	V3	247	ASN
2	V3	256	ASN
2	V3	347	ASN
2	V3	396	HIS
1	V4	15	GLN
1	V4	128	GLN
1	V4	258	ASN
1	V4	283	HIS
2	V5	329	GLN
2	V5	384	GLN
1	W0	197	HIS
1	W0	285	GLN
1	W0	300	ASN
1	W0	342	GLN
1	W0	406	HIS
2	W1	11	GLN
2	W1	137	HIS
2	W1	195	ASN
2	W1	247	ASN
2	W1	291	GLN

Continued on next page...

Continued from previous page...

Mol	Chain	Res	Type
2	W1	298	ASN
2	W1	423	GLN
1	W2	107	HIS
1	W2	216	ASN
1	W2	256	GLN
1	W2	285	GLN
1	W2	329	ASN
1	W2	406	HIS
2	W3	11	GLN
2	W3	94	GLN
2	W3	165	ASN
2	W3	204	ASN
2	W3	247	ASN
2	W3	256	ASN
2	W3	334	GLN
2	W3	414	ASN
1	W4	18	ASN
1	W4	88	HIS
1	W4	197	HIS
1	W4	258	ASN
1	W4	300	ASN
1	W4	329	ASN
1	W4	358	GLN
2	W5	94	GLN
2	W5	99	ASN
2	W5	204	ASN
2	W5	247	ASN
2	W5	298	ASN
2	W5	307	HIS
2	W5	396	HIS
1	W6	61	HIS
1	W6	216	ASN
1	W6	342	GLN
3	X0	43	GLN
3	X0	159	ASN
3	X1	33	HIS
3	X1	109	GLN
3	X1	133	GLN
3	X2	31	ASN
3	X2	53	ASN
3	X3	31	ASN
3	X3	43	GLN

Continued on next page...

Continued from previous page...

Mol	Chain	Res	Type
3	X3	92	GLN
3	X3	109	GLN
3	X3	159	ASN
5	2C	7	HIS
6	9A	441	HIS
6	9A	444	HIS
6	9A	624	HIS
7	8C	315	GLN
5	2H	144	HIS
5	2H	145	HIS
5	2H	150	ASN
5	2J	157	GLN
5	7A	7	HIS
5	6A	7	HIS
5	5A	7	HIS

5.3.3 RNA

There are no RNA molecules in this entry.

5.4 Non-standard residues in protein, DNA, RNA chains

There are no non-standard protein/DNA/RNA residues in this entry.

5.5 Carbohydrates

There are no oligosaccharides in this entry.

5.6 Ligand geometry

154 ligands are modelled in this entry.

In the following table, the Counts columns list the number of bonds (or angles) for which Mogul statistics could be retrieved, the number of bonds (or angles) that are observed in the model and the number of bonds (or angles) that are defined in the Chemical Component Dictionary. The Link column lists molecule types, if any, to which the group is linked. The Z score for a bond length (or angle) is the number of standard deviations the observed value is removed from the expected value. A bond length (or angle) with $|Z| > 2$ is considered an outlier worth inspection. RMSZ is the root-mean-square of all Z scores of the bond lengths (or angles).

Mol	Type	Chain	Res	Link	Bond lengths			Bond angles		
					Counts	RMSZ	$\#\|Z\|>2$	Counts	RMSZ	$\#\|Z\|>2$
9	GDP	L1	501	-	29,30,30	1.16	3 (10%)	45,47,47	1.79	7 (15%)
8	GTP	I2	501	-	33,34,34	0.89	1 (3%)	50,54,54	1.62	9 (18%)
9	GDP	H1	501	-	29,30,30	1.15	3 (10%)	45,47,47	1.75	7 (15%)
8	GTP	H4	501	-	33,34,34	0.94	1 (3%)	50,54,54	1.59	9 (18%)
8	GTP	U1	501	-	33,34,34	0.94	1 (3%)	50,54,54	1.58	9 (18%)
9	GDP	R2	501	-	29,30,30	1.20	3 (10%)	45,47,47	1.78	7 (15%)
8	GTP	G0	501	-	33,34,34	0.98	2 (6%)	50,54,54	1.56	9 (18%)
8	GTP	M6	501	-	33,34,34	0.90	2 (6%)	50,54,54	1.65	8 (16%)
9	GDP	Q4	501	-	29,30,30	1.15	3 (10%)	45,47,47	1.76	7 (15%)
9	GDP	S0	501	-	29,30,30	1.16	3 (10%)	45,47,47	1.73	6 (13%)
9	GDP	P5	501	-	29,30,30	1.14	3 (10%)	45,47,47	1.76	7 (15%)
9	GDP	R4	501	-	29,30,30	1.16	3 (10%)	45,47,47	1.78	7 (15%)
9	GDP	M1	501	-	29,30,30	1.15	2 (6%)	45,47,47	1.79	6 (13%)
8	GTP	R5	501	-	33,34,34	0.95	1 (3%)	50,54,54	1.61	8 (16%)
8	GTP	O0	501	-	33,34,34	0.94	1 (3%)	50,54,54	1.60	9 (18%)
8	GTP	V4	501	-	33,34,34	0.93	1 (3%)	50,54,54	1.62	10 (20%)
9	GDP	E0	501	-	29,30,30	1.16	3 (10%)	45,47,47	1.79	7 (15%)
8	GTP	K4	501	-	33,34,34	0.93	1 (3%)	50,54,54	1.59	8 (16%)
9	GDP	J6	501	-	29,30,30	1.17	3 (10%)	45,47,47	1.78	6 (13%)
8	GTP	N4	501	-	33,34,34	0.94	1 (3%)	50,54,54	1.58	8 (16%)
8	GTP	G4	501	-	33,34,34	0.94	1 (3%)	50,54,54	1.56	8 (16%)
8	GTP	J5	501	-	33,34,34	0.95	1 (3%)	50,54,54	1.63	9 (18%)
9	GDP	T6	501	-	29,30,30	1.16	3 (10%)	45,47,47	1.76	6 (13%)
8	GTP	B5	501	-	33,34,34	0.93	1 (3%)	50,54,54	1.58	8 (16%)
8	GTP	A6	501	-	33,34,34	0.93	1 (3%)	50,54,54	1.58	8 (16%)
8	GTP	L2	501	-	33,34,34	0.94	1 (3%)	50,54,54	1.64	9 (18%)
9	GDP	F6	501	-	29,30,30	1.16	3 (10%)	45,47,47	1.72	6 (13%)
9	GDP	T4	501	-	29,30,30	1.15	3 (10%)	45,47,47	1.77	7 (15%)
9	GDP	G1	501	-	29,30,30	1.15	2 (6%)	45,47,47	1.76	7 (15%)
9	GDP	A3	501	-	29,30,30	1.16	3 (10%)	45,47,47	1.79	7 (15%)
9	GDP	S6	501	-	29,30,30	1.16	3 (10%)	45,47,47	1.77	7 (15%)
9	GDP	C4	501	-	29,30,30	1.15	3 (10%)	45,47,47	1.78	7 (15%)
9	GDP	C0	501	-	29,30,30	1.15	3 (10%)	45,47,47	1.75	7 (15%)
8	GTP	N2	501	-	33,34,34	0.95	1 (3%)	50,54,54	1.56	8 (16%)
9	GDP	F4	501	-	29,30,30	1.16	3 (10%)	45,47,47	1.75	7 (15%)

Mol	Type	Chain	Res	Link	Bond lengths			Bond angles		
					Counts	RMSZ	$\#\|Z\|>2$	Counts	RMSZ	$\#\|Z\|>2$
8	GTP	I0	501	-	33,34,34	0.92	1 (3%)	50,54,54	1.63	9 (18%)
9	GDP	M5	501	-	29,30,30	1.14	3 (10%)	45,47,47	1.77	6 (13%)
9	GDP	N5	501	-	29,30,30	1.15	3 (10%)	45,47,47	1.77	7 (15%)
9	GDP	R0	501	-	29,30,30	1.15	3 (10%)	45,47,47	1.78	7 (15%)
9	GDP	V3	501	-	29,30,30	1.13	3 (10%)	45,47,47	1.76	7 (15%)
8	GTP	E5	501	-	33,34,34	0.95	1 (3%)	50,54,54	1.59	9 (18%)
9	GDP	I5	501	-	29,30,30	1.14	3 (10%)	45,47,47	1.78	7 (15%)
8	GTP	M2	501	-	33,34,34	0.92	1 (3%)	50,54,54	1.66	8 (16%)
9	GDP	U6	501	-	29,30,30	1.13	3 (10%)	45,47,47	1.76	7 (15%)
9	GDP	W1	501	-	29,30,30	1.14	2 (6%)	45,47,47	1.77	5 (11%)
9	GDP	N3	501	-	29,30,30	1.16	3 (10%)	45,47,47	1.76	7 (15%)
9	GDP	W3	501	-	29,30,30	1.15	3 (10%)	45,47,47	1.78	6 (13%)
8	GTP	S1	501	-	33,34,34	1.00	1 (3%)	50,54,54	1.59	9 (18%)
8	GTP	I6	501	-	33,34,34	0.90	1 (3%)	50,54,54	1.57	9 (18%)
8	GTP	L4	501	-	33,34,34	0.89	1 (3%)	50,54,54	1.64	8 (16%)
8	GTP	Q3	501	-	33,34,34	0.98	2 (6%)	50,54,54	1.65	8 (16%)
9	GDP	J4	501	-	29,30,30	1.14	3 (10%)	45,47,47	1.76	7 (15%)
9	GDP	E6	501	-	29,30,30	1.16	3 (10%)	45,47,47	1.74	6 (13%)
9	GDP	O3	501	-	29,30,30	1.13	3 (10%)	45,47,47	1.76	6 (13%)
8	GTP	B3	501	-	33,34,34	0.94	1 (3%)	50,54,54	1.60	10 (20%)
8	GTP	B1	501	-	33,34,34	0.93	2 (6%)	50,54,54	1.54	9 (18%)
8	GTP	L0	501	-	33,34,34	0.91	1 (3%)	50,54,54	1.60	9 (18%)
8	GTP	J1	501	-	33,34,34	0.91	0	50,54,54	1.62	9 (18%)
8	GTP	O6	501	-	33,34,34	0.91	2 (6%)	50,54,54	1.62	8 (16%)
8	GTP	F1	501	-	33,34,34	0.95	1 (3%)	50,54,54	1.58	8 (16%)
8	GTP	V2	501	-	33,34,34	0.91	1 (3%)	50,54,54	1.64	9 (18%)
8	GTP	K0	501	-	33,34,34	0.94	1 (3%)	50,54,54	1.60	8 (16%)
8	GTP	P1	502	-	33,34,34	0.92	1 (3%)	50,54,54	1.62	10 (20%)
9	GDP	M3	501	-	29,30,30	1.15	3 (10%)	45,47,47	1.79	7 (15%)
8	GTP	H2	501	-	33,34,34	0.89	1 (3%)	50,54,54	1.60	9 (18%)
9	GDP	S2	501	-	29,30,30	1.17	3 (10%)	45,47,47	1.78	7 (15%)
9	GDP	K3	501	-	29,30,30	1.14	3 (10%)	45,47,47	1.79	7 (15%)
9	GDP	F2	501	-	29,30,30	1.16	3 (10%)	45,47,47	1.75	7 (15%)
8	GTP	C5	501	-	33,34,34	0.92	1 (3%)	50,54,54	1.66	9 (18%)
8	GTP	K2	501	-	33,34,34	0.90	1 (3%)	50,54,54	1.61	8 (16%)

Mol	Type	Chain	Res	Link	Bond lengths			Bond angles		
					Counts	RMSZ	$\#\|Z\|>2$	Counts	RMSZ	$\#\|Z\|>2$
8	GTP	A0	501	-	33,34,34	0.92	1 (3%)	50,54,54	1.58	8 (16%)
8	GTP	C1	501	-	33,34,34	0.91	1 (3%)	50,54,54	1.61	8 (16%)
8	GTP	Q5	501	-	33,34,34	0.93	1 (3%)	50,54,54	1.59	8 (16%)
9	GDP	B0	501	-	29,30,30	1.16	3 (10%)	45,47,47	1.79	7 (15%)
8	GTP	D3	501	-	33,34,34	0.90	1 (3%)	50,54,54	1.59	9 (18%)
9	GDP	U2	501	-	29,30,30	1.15	3 (10%)	45,47,47	1.77	6 (13%)
8	GTP	F3	501	-	33,34,34	1.01	2 (6%)	50,54,54	1.59	10 (20%)
9	GDP	I3	501	-	29,30,30	1.13	3 (10%)	45,47,47	1.79	7 (15%)
9	GDP	J2	501	-	29,30,30	1.14	3 (10%)	45,47,47	1.78	6 (13%)
8	GTP	O2	501	-	33,34,34	0.89	2 (6%)	50,54,54	1.62	9 (18%)
8	GTP	W0	501	-	33,34,34	0.94	1 (3%)	50,54,54	1.61	9 (18%)
8	GTP	W6	501	-	33,34,34	0.92	1 (3%)	50,54,54	1.60	8 (16%)
9	GDP	B2	501	-	29,30,30	1.13	3 (10%)	45,47,47	1.76	7 (15%)
9	GDP	F0	501	-	29,30,30	1.16	3 (10%)	45,47,47	1.76	7 (15%)
9	GDP	H5	501	-	29,30,30	1.13	3 (10%)	45,47,47	1.77	7 (15%)
9	GDP	L3	501	-	29,30,30	1.14	3 (10%)	45,47,47	1.81	7 (15%)
9	GDP	Q2	501	-	29,30,30	1.16	3 (10%)	45,47,47	1.78	7 (15%)
8	GTP	T5	501	-	33,34,34	0.97	2 (6%)	50,54,54	1.55	9 (18%)
8	GTP	T1	501	-	33,34,34	0.97	2 (6%)	50,54,54	1.54	8 (16%)
8	GTP	J3	501	-	33,34,34	0.91	1 (3%)	50,54,54	1.61	9 (18%)
8	GTP	E3	501	-	33,34,34	0.96	1 (3%)	50,54,54	1.60	8 (16%)
8	GTP	W2	501	-	33,34,34	0.90	1 (3%)	50,54,54	1.59	9 (18%)
9	GDP	J0	501	-	29,30,30	1.15	3 (10%)	45,47,47	1.77	7 (15%)
8	GTP	N6	501	-	33,34,34	0.93	1 (3%)	50,54,54	1.58	8 (16%)
8	GTP	A4	501	-	33,34,34	0.95	1 (3%)	50,54,54	1.58	8 (16%)
9	GDP	K5	501	-	29,30,30	1.16	3 (10%)	45,47,47	1.77	6 (13%)
8	GTP	F5	501	-	33,34,34	0.98	2 (6%)	50,54,54	1.53	8 (16%)
9	GDP	D4	501	-	29,30,30	1.15	3 (10%)	45,47,47	1.76	6 (13%)
9	GDP	V1	501	-	29,30,30	1.14	3 (10%)	45,47,47	1.78	7 (15%)
9	GDP	D6	501	-	29,30,30	1.17	3 (10%)	45,47,47	1.80	7 (15%)
8	GTP	T3	501	-	33,34,34	0.94	1 (3%)	50,54,54	1.57	8 (16%)
9	GDP	G3	501	-	29,30,30	1.16	3 (10%)	45,47,47	1.78	8 (17%)
9	GDP	D2	501	-	29,30,30	1.17	3 (10%)	45,47,47	1.78	5 (11%)
8	GTP	P4	501	-	33,34,34	0.98	2 (6%)	50,54,54	1.59	9 (18%)
9	GDP	L5	501	-	29,30,30	1.14	3 (10%)	45,47,47	1.75	7 (15%)

Mol	Type	Chain	Res	Link	Bond lengths			Bond angles		
					Counts	RMSZ	$\#\|Z\|>2$	Counts	RMSZ	$\#\|Z\|>2$
9	GDP	T0	501	-	29,30,30	1.15	3 (10%)	45,47,47	1.77	7 (15%)
8	GTP	I4	501	-	33,34,34	0.88	1 (3%)	50,54,54	1.63	9 (18%)
9	GDP	I1	501	-	29,30,30	1.16	3 (10%)	45,47,47	1.81	7 (15%)
8	GTP	U3	501	-	33,34,34	0.91	1 (3%)	50,54,54	1.57	8 (16%)
8	GTP	O4	501	-	33,34,34	0.95	1 (3%)	50,54,54	1.62	9 (18%)
9	GDP	Q0	501	-	29,30,30	1.14	3 (10%)	45,47,47	1.75	6 (13%)
8	GTP	C3	501	-	33,34,34	0.92	1 (3%)	50,54,54	1.58	8 (16%)
9	GDP	A1	501	-	29,30,30	1.13	3 (10%)	45,47,47	1.75	7 (15%)
8	GTP	Q1	501	-	33,34,34	0.92	1 (3%)	50,54,54	1.60	8 (16%)
9	GDP	H3	501	-	29,30,30	1.15	3 (10%)	45,47,47	1.78	6 (13%)
9	GDP	O5	501	-	29,30,30	1.14	3 (10%)	45,47,47	1.74	6 (13%)
8	GTP	G2	501	-	33,34,34	0.93	1 (3%)	50,54,54	1.55	8 (16%)
9	GDP	C2	501	-	29,30,30	1.13	2 (6%)	45,47,47	1.78	5 (11%)
9	GDP	U4	501	-	29,30,30	1.15	3 (10%)	45,47,47	1.77	7 (15%)
9	GDP	P1	501	-	29,30,30	1.14	3 (10%)	45,47,47	1.75	6 (13%)
9	GDP	P3	501	-	29,30,30	1.12	3 (10%)	45,47,47	1.75	7 (15%)
9	GDP	O1	501	-	29,30,30	1.12	3 (10%)	45,47,47	1.79	6 (13%)
8	GTP	R1	501	-	33,34,34	0.95	1 (3%)	50,54,54	1.61	8 (16%)
8	GTP	L6	501	-	33,34,34	0.90	1 (3%)	50,54,54	1.64	8 (16%)
9	GDP	E2	501	-	29,30,30	1.16	3 (10%)	45,47,47	1.75	6 (13%)
9	GDP	W5	501	-	29,30,30	1.15	2 (6%)	45,47,47	1.76	5 (11%)
9	GDP	D0	501	-	29,30,30	1.17	2 (6%)	45,47,47	1.78	7 (15%)
8	GTP	P0	501	-	33,34,34	0.90	1 (3%)	50,54,54	1.61	9 (18%)
8	GTP	D1	501	-	33,34,34	0.92	1 (3%)	50,54,54	1.61	9 (18%)
8	GTP	V0	501	-	33,34,34	0.91	1 (3%)	50,54,54	1.61	8 (16%)
9	GDP	A5	501	-	29,30,30	1.14	3 (10%)	45,47,47	1.79	7 (15%)
8	GTP	D5	501	-	33,34,34	0.90	1 (3%)	50,54,54	1.60	10 (20%)
9	GDP	R6	501	-	29,30,30	1.18	3 (10%)	45,47,47	1.79	7 (15%)
8	GTP	E1	501	-	33,34,34	0.99	3 (9%)	50,54,54	1.64	10 (20%)
8	GTP	M0	501	-	33,34,34	0.92	1 (3%)	50,54,54	1.63	9 (18%)
9	GDP	N1	501	-	29,30,30	1.15	3 (10%)	45,47,47	1.75	7 (15%)
8	GTP	R3	501	-	33,34,34	0.97	2 (6%)	50,54,54	1.62	8 (16%)
9	GDP	E4	501	-	29,30,30	1.15	2 (6%)	45,47,47	1.74	6 (13%)
9	GDP	G5	501	-	29,30,30	1.15	3 (10%)	45,47,47	1.78	7 (15%)
9	GDP	K1	501	-	29,30,30	1.15	3 (10%)	45,47,47	1.75	6 (13%)

Mol	Type	Chain	Res	Link	Bond lengths			Bond angles		
					Counts	RMSZ	$\#\|Z\|>2$	Counts	RMSZ	$\#\|Z\|>2$
8	GTP	N0	501	-	33,34,34	0.99	2 (6%)	50,54,54	1.61	10 (20%)
8	GTP	A2	501	-	33,34,34	0.92	1 (3%)	50,54,54	1.59	8 (16%)
8	GTP	S3	501	-	33,34,34	1.00	2 (6%)	50,54,54	1.60	10 (20%)
8	GTP	S5	501	-	33,34,34	0.97	2 (6%)	50,54,54	1.57	8 (16%)
9	GDP	S4	501	-	29,30,30	1.13	3 (10%)	45,47,47	1.74	7 (15%)
8	GTP	M4	501	-	33,34,34	0.93	2 (6%)	50,54,54	1.62	9 (18%)
9	GDP	T2	501	-	29,30,30	1.14	3 (10%)	45,47,47	1.75	7 (15%)
8	GTP	U5	501	-	33,34,34	0.94	2 (6%)	50,54,54	1.60	8 (16%)
9	GDP	U0	501	-	29,30,30	1.15	3 (10%)	45,47,47	1.77	7 (15%)
9	GDP	V5	501	-	29,30,30	1.14	3 (10%)	45,47,47	1.77	7 (15%)
8	GTP	W4	501	-	33,34,34	0.95	1 (3%)	50,54,54	1.63	8 (16%)
9	GDP	B4	501	-	29,30,30	1.16	3 (10%)	45,47,47	1.77	7 (15%)
8	GTP	P6	501	-	33,34,34	0.89	1 (3%)	50,54,54	1.60	8 (16%)
8	GTP	H0	501	-	33,34,34	0.93	1 (3%)	50,54,54	1.60	8 (16%)

In the following table, the Chirals column lists the number of chiral outliers, the number of chiral centers analysed, the number of these observed in the model and the number defined in the Chemical Component Dictionary. Similar counts are reported in the Torsion and Rings columns. '-' means no outliers of that kind were identified.

Mol	Type	Chain	Res	Link	Chirals	Torsions	Rings
9	GDP	L1	501	-	-	4/16/32/32	0/3/3/3
8	GTP	I2	501	-	-	5/22/38/38	0/3/3/3
9	GDP	H1	501	-	-	0/16/32/32	0/3/3/3
8	GTP	H4	501	-	-	4/22/38/38	0/3/3/3
8	GTP	U1	501	-	-	4/22/38/38	0/3/3/3
9	GDP	R2	501	-	-	1/16/32/32	0/3/3/3
8	GTP	G0	501	-	-	3/22/38/38	0/3/3/3
8	GTP	M6	501	-	-	6/22/38/38	0/3/3/3
9	GDP	Q4	501	-	-	3/16/32/32	0/3/3/3
9	GDP	S0	501	-	-	3/16/32/32	0/3/3/3
9	GDP	P5	501	-	-	2/16/32/32	0/3/3/3
9	GDP	R4	501	-	-	0/16/32/32	0/3/3/3
9	GDP	M1	501	-	-	0/16/32/32	0/3/3/3
8	GTP	R5	501	-	-	6/22/38/38	0/3/3/3
8	GTP	O0	501	-	-	5/22/38/38	0/3/3/3
8	GTP	V4	501	-	-	7/22/38/38	0/3/3/3

Continued on next page...

Continued from previous page...

Mol	Type	Chain	Res	Link	Chirals	Torsions	Rings
9	GDP	E0	501	-	-	0/16/32/32	0/3/3/3
8	GTP	K4	501	-	-	5/22/38/38	0/3/3/3
9	GDP	J6	501	-	-	1/16/32/32	0/3/3/3
8	GTP	N4	501	-	-	5/22/38/38	0/3/3/3
8	GTP	G4	501	-	-	5/22/38/38	0/3/3/3
8	GTP	J5	501	-	-	5/22/38/38	0/3/3/3
9	GDP	T6	501	-	-	4/16/32/32	0/3/3/3
8	GTP	B5	501	-	-	5/22/38/38	0/3/3/3
8	GTP	A6	501	-	-	4/22/38/38	0/3/3/3
8	GTP	L2	501	-	-	6/22/38/38	0/3/3/3
9	GDP	F6	501	-	-	3/16/32/32	0/3/3/3
9	GDP	T4	501	-	-	4/16/32/32	0/3/3/3
9	GDP	G1	501	-	-	1/16/32/32	0/3/3/3
9	GDP	A3	501	-	-	1/16/32/32	0/3/3/3
9	GDP	S6	501	-	-	3/16/32/32	0/3/3/3
9	GDP	C4	501	-	-	1/16/32/32	0/3/3/3
9	GDP	C0	501	-	-	2/16/32/32	0/3/3/3
8	GTP	N2	501	-	-	3/22/38/38	0/3/3/3
9	GDP	F4	501	-	-	1/16/32/32	0/3/3/3
8	GTP	I0	501	-	-	7/22/38/38	0/3/3/3
9	GDP	M5	501	-	-	1/16/32/32	0/3/3/3
9	GDP	N5	501	-	-	1/16/32/32	0/3/3/3
9	GDP	R0	501	-	-	0/16/32/32	0/3/3/3
9	GDP	V3	501	-	-	1/16/32/32	0/3/3/3
8	GTP	E5	501	-	-	6/22/38/38	0/3/3/3
9	GDP	I5	501	-	-	1/16/32/32	0/3/3/3
8	GTP	M2	501	-	-	6/22/38/38	0/3/3/3
9	GDP	U6	501	-	-	1/16/32/32	0/3/3/3
9	GDP	W1	501	-	-	2/16/32/32	0/3/3/3
9	GDP	N3	501	-	-	1/16/32/32	0/3/3/3
9	GDP	W3	501	-	-	1/16/32/32	0/3/3/3
8	GTP	S1	501	-	-	5/22/38/38	0/3/3/3
8	GTP	I6	501	-	-	8/22/38/38	0/3/3/3
8	GTP	L4	501	-	-	6/22/38/38	0/3/3/3
8	GTP	Q3	501	-	-	9/22/38/38	0/3/3/3
9	GDP	J4	501	-	-	1/16/32/32	0/3/3/3
9	GDP	E6	501	-	-	2/16/32/32	0/3/3/3

Continued on next page...

Continued from previous page...

Mol	Type	Chain	Res	Link	Chirals	Torsions	Rings
9	GDP	O3	501	-	-	3/16/32/32	0/3/3/3
8	GTP	B3	501	-	-	4/22/38/38	0/3/3/3
8	GTP	B1	501	-	-	5/22/38/38	0/3/3/3
8	GTP	L0	501	-	-	6/22/38/38	0/3/3/3
8	GTP	J1	501	-	-	1/22/38/38	0/3/3/3
8	GTP	O6	501	-	-	7/22/38/38	0/3/3/3
8	GTP	F1	501	-	-	5/22/38/38	0/3/3/3
8	GTP	V2	501	-	-	5/22/38/38	0/3/3/3
8	GTP	K0	501	-	-	5/22/38/38	0/3/3/3
8	GTP	P1	502	-	-	3/22/38/38	0/3/3/3
9	GDP	M3	501	-	-	3/16/32/32	0/3/3/3
8	GTP	H2	501	-	-	8/22/38/38	0/3/3/3
9	GDP	S2	501	-	-	0/16/32/32	0/3/3/3
9	GDP	K3	501	-	-	3/16/32/32	0/3/3/3
9	GDP	F2	501	-	-	3/16/32/32	0/3/3/3
8	GTP	C5	501	-	-	11/22/38/38	0/3/3/3
8	GTP	K2	501	-	-	5/22/38/38	0/3/3/3
8	GTP	A0	501	-	-	3/22/38/38	0/3/3/3
8	GTP	C1	501	-	-	6/22/38/38	0/3/3/3
8	GTP	Q5	501	-	-	8/22/38/38	0/3/3/3
9	GDP	B0	501	-	-	2/16/32/32	0/3/3/3
8	GTP	D3	501	-	-	3/22/38/38	0/3/3/3
9	GDP	U2	501	-	-	3/16/32/32	0/3/3/3
8	GTP	F3	501	-	-	6/22/38/38	0/3/3/3
9	GDP	I3	501	-	-	1/16/32/32	0/3/3/3
9	GDP	J2	501	-	-	1/16/32/32	0/3/3/3
8	GTP	O2	501	-	-	3/22/38/38	0/3/3/3
8	GTP	W0	501	-	-	3/22/38/38	0/3/3/3
8	GTP	W6	501	-	-	3/22/38/38	0/3/3/3
9	GDP	B2	501	-	-	2/16/32/32	0/3/3/3
9	GDP	F0	501	-	-	3/16/32/32	0/3/3/3
9	GDP	H5	501	-	-	1/16/32/32	0/3/3/3
9	GDP	L3	501	-	-	3/16/32/32	0/3/3/3
9	GDP	Q2	501	-	-	1/16/32/32	0/3/3/3
8	GTP	T5	501	-	-	4/22/38/38	0/3/3/3

Continued on next page...

Continued from previous page...

Mol	Type	Chain	Res	Link	Chirals	Torsions	Rings
8	GTP	T1	501	-	-	3/22/38/38	0/3/3/3
8	GTP	J3	501	-	-	2/22/38/38	0/3/3/3
8	GTP	E3	501	-	-	6/22/38/38	0/3/3/3
8	GTP	W2	501	-	-	6/22/38/38	0/3/3/3
9	GDP	J0	501	-	-	1/16/32/32	0/3/3/3
8	GTP	N6	501	-	-	5/22/38/38	0/3/3/3
8	GTP	A4	501	-	-	4/22/38/38	0/3/3/3
9	GDP	K5	501	-	-	4/16/32/32	0/3/3/3
8	GTP	F5	501	-	-	6/22/38/38	0/3/3/3
9	GDP	D4	501	-	-	1/16/32/32	0/3/3/3
9	GDP	V1	501	-	-	2/16/32/32	0/3/3/3
9	GDP	D6	501	-	-	1/16/32/32	0/3/3/3
8	GTP	T3	501	-	-	5/22/38/38	0/3/3/3
9	GDP	G3	501	-	-	3/16/32/32	0/3/3/3
9	GDP	D2	501	-	-	1/16/32/32	0/3/3/3
8	GTP	P4	501	-	-	6/22/38/38	0/3/3/3
9	GDP	L5	501	-	-	3/16/32/32	0/3/3/3
9	GDP	T0	501	-	-	4/16/32/32	0/3/3/3
8	GTP	I4	501	-	-	5/22/38/38	0/3/3/3
9	GDP	I1	501	-	-	2/16/32/32	0/3/3/3
8	GTP	U3	501	-	-	3/22/38/38	0/3/3/3
8	GTP	O4	501	-	-	5/22/38/38	0/3/3/3
9	GDP	Q0	501	-	-	4/16/32/32	0/3/3/3
8	GTP	C3	501	-	-	8/22/38/38	0/3/3/3
9	GDP	A1	501	-	-	2/16/32/32	0/3/3/3
8	GTP	Q1	501	-	-	6/22/38/38	0/3/3/3
9	GDP	H3	501	-	-	1/16/32/32	0/3/3/3
9	GDP	O5	501	-	-	4/16/32/32	0/3/3/3
8	GTP	G2	501	-	-	4/22/38/38	0/3/3/3
9	GDP	C2	501	-	-	1/16/32/32	0/3/3/3
9	GDP	U4	501	-	-	1/16/32/32	0/3/3/3
9	GDP	P1	501	-	-	3/16/32/32	0/3/3/3
9	GDP	P3	501	-	-	1/16/32/32	0/3/3/3
9	GDP	O1	501	-	-	2/16/32/32	0/3/3/3
8	GTP	R1	501	-	-	3/22/38/38	0/3/3/3
8	GTP	L6	501	-	-	6/22/38/38	0/3/3/3

Continued on next page...

Continued from previous page...

Mol	Type	Chain	Res	Link	Chirals	Torsions	Rings
9	GDP	E2	501	-	-	2/16/32/32	0/3/3/3
9	GDP	W5	501	-	-	3/16/32/32	0/3/3/3
9	GDP	D0	501	-	-	1/16/32/32	0/3/3/3
8	GTP	P0	501	-	-	8/22/38/38	0/3/3/3
8	GTP	D1	501	-	-	8/22/38/38	0/3/3/3
8	GTP	V0	501	-	-	6/22/38/38	0/3/3/3
9	GDP	A5	501	-	-	2/16/32/32	0/3/3/3
8	GTP	D5	501	-	-	3/22/38/38	0/3/3/3
9	GDP	R6	501	-	-	1/16/32/32	0/3/3/3
8	GTP	E1	501	-	-	5/22/38/38	0/3/3/3
8	GTP	M0	501	-	-	6/22/38/38	0/3/3/3
9	GDP	N1	501	-	-	1/16/32/32	0/3/3/3
8	GTP	R3	501	-	-	3/22/38/38	0/3/3/3
9	GDP	E4	501	-	-	1/16/32/32	0/3/3/3
9	GDP	G5	501	-	-	0/16/32/32	0/3/3/3
9	GDP	K1	501	-	-	1/16/32/32	0/3/3/3
8	GTP	N0	501	-	-	5/22/38/38	0/3/3/3
8	GTP	A2	501	-	-	5/22/38/38	0/3/3/3
8	GTP	S3	501	-	-	6/22/38/38	0/3/3/3
8	GTP	S5	501	-	-	5/22/38/38	0/3/3/3
9	GDP	S4	501	-	-	0/16/32/32	0/3/3/3
8	GTP	M4	501	-	-	8/22/38/38	0/3/3/3
9	GDP	T2	501	-	-	3/16/32/32	0/3/3/3
8	GTP	U5	501	-	-	8/22/38/38	0/3/3/3
9	GDP	U0	501	-	-	1/16/32/32	0/3/3/3
9	GDP	V5	501	-	-	2/16/32/32	0/3/3/3
8	GTP	W4	501	-	-	7/22/38/38	0/3/3/3
9	GDP	B4	501	-	-	3/16/32/32	0/3/3/3
8	GTP	P6	501	-	-	8/22/38/38	0/3/3/3
8	GTP	H0	501	-	-	4/22/38/38	0/3/3/3

All (319) bond length outliers are listed below:

Mol	Chain	Res	Type	Atoms	Z	Observed(Å)	Ideal(Å)
9	G5	501	GDP	C5-C4	3.19	1.47	1.38
9	T4	501	GDP	C5-C4	3.17	1.47	1.38
9	I1	501	GDP	C5-C4	3.17	1.47	1.38

Continued on next page...

Continued from previous page...

Mol	Chain	Res	Type	Atoms	Z	Observed(Å)	Ideal(Å)
9	D6	501	GDP	C5-C4	3.16	1.47	1.38
9	T0	501	GDP	C5-C4	3.14	1.47	1.38
9	J6	501	GDP	C5-C4	3.13	1.47	1.38
9	G3	501	GDP	C5-C4	3.13	1.47	1.38
9	G1	501	GDP	C5-C4	3.13	1.47	1.38
9	F0	501	GDP	C5-C4	3.12	1.47	1.38
9	T6	501	GDP	C5-C4	3.12	1.47	1.38
9	R4	501	GDP	C5-C4	3.11	1.47	1.38
9	N5	501	GDP	C5-C4	3.11	1.47	1.38
9	B4	501	GDP	C5-C4	3.11	1.47	1.38
9	B0	501	GDP	C5-C4	3.10	1.47	1.38
9	U0	501	GDP	C5-C4	3.10	1.47	1.38
9	R2	501	GDP	C5-C4	3.10	1.47	1.38
9	H3	501	GDP	C5-C4	3.09	1.47	1.38
9	D0	501	GDP	C5-C4	3.09	1.47	1.38
9	F2	501	GDP	C5-C4	3.09	1.47	1.38
9	W5	501	GDP	C5-C4	3.08	1.47	1.38
9	C4	501	GDP	C5-C4	3.08	1.47	1.38
9	E4	501	GDP	C5-C4	3.08	1.47	1.38
9	N3	501	GDP	C5-C4	3.08	1.47	1.38
9	H5	501	GDP	C5-C4	3.08	1.47	1.38
9	T2	501	GDP	C5-C4	3.07	1.47	1.38
9	S6	501	GDP	C5-C4	3.07	1.47	1.38
9	A3	501	GDP	C5-C4	3.07	1.47	1.38
9	N1	501	GDP	C5-C4	3.07	1.47	1.38
9	U4	501	GDP	C5-C4	3.06	1.47	1.38
9	I5	501	GDP	C5-C4	3.06	1.47	1.38
9	U2	501	GDP	C5-C4	3.06	1.47	1.38
9	W3	501	GDP	C5-C4	3.06	1.47	1.38
9	V5	501	GDP	C5-C4	3.06	1.47	1.38
9	D2	501	GDP	C5-C4	3.06	1.47	1.38
9	F4	501	GDP	C5-C4	3.06	1.47	1.38
9	U6	501	GDP	C5-C4	3.06	1.47	1.38
9	S0	501	GDP	C5-C4	3.05	1.47	1.38
9	L3	501	GDP	C5-C4	3.05	1.47	1.38
9	V1	501	GDP	C5-C4	3.04	1.47	1.38
9	I3	501	GDP	C5-C4	3.04	1.47	1.38
9	A5	501	GDP	C5-C4	3.04	1.47	1.38
9	B2	501	GDP	C5-C4	3.04	1.47	1.38
9	J0	501	GDP	C5-C4	3.04	1.47	1.38
9	C0	501	GDP	C5-C4	3.04	1.47	1.38
9	H1	501	GDP	C5-C4	3.03	1.47	1.38

Continued on next page...

Continued from previous page...

Mol	Chain	Res	Type	Atoms	Z	Observed(Å)	Ideal(Å)
9	O5	501	GDP	C5-C4	3.03	1.47	1.38
9	P3	501	GDP	C5-C4	3.02	1.47	1.38
9	S2	501	GDP	C5-C4	3.02	1.47	1.38
9	K5	501	GDP	C5-C4	3.02	1.47	1.38
9	Q4	501	GDP	C5-C4	3.02	1.47	1.38
9	R6	501	GDP	C5-C4	3.02	1.47	1.38
9	C2	501	GDP	C5-C4	3.02	1.47	1.38
9	P5	501	GDP	C5-C4	3.01	1.47	1.38
9	J4	501	GDP	C5-C4	3.01	1.47	1.38
9	M3	501	GDP	C5-C4	3.00	1.47	1.38
9	E0	501	GDP	C5-C4	3.00	1.47	1.38
9	K3	501	GDP	C5-C4	2.99	1.47	1.38
9	S4	501	GDP	C5-C4	2.99	1.46	1.38
9	D4	501	GDP	C5-C4	2.99	1.46	1.38
9	E6	501	GDP	C5-C4	2.99	1.46	1.38
9	V3	501	GDP	C5-C4	2.99	1.46	1.38
9	E2	501	GDP	C5-C4	2.99	1.46	1.38
9	A1	501	GDP	C5-C4	2.98	1.46	1.38
9	R0	501	GDP	C5-C4	2.98	1.46	1.38
9	M5	501	GDP	C5-C4	2.98	1.46	1.38
9	W1	501	GDP	C5-C4	2.98	1.46	1.38
9	Q2	501	GDP	C5-C4	2.98	1.46	1.38
9	K1	501	GDP	C5-C4	2.97	1.46	1.38
9	M1	501	GDP	C5-C4	2.97	1.46	1.38
9	P1	501	GDP	C5-C4	2.97	1.46	1.38
9	Q0	501	GDP	C5-C4	2.97	1.46	1.38
9	J2	501	GDP	C5-C4	2.94	1.46	1.38
9	O3	501	GDP	C5-C4	2.94	1.46	1.38
9	O1	501	GDP	C5-C4	2.93	1.46	1.38
9	F6	501	GDP	C5-C4	2.92	1.46	1.38
9	L1	501	GDP	C5-C4	2.89	1.46	1.38
9	L5	501	GDP	C5-C4	2.87	1.46	1.38
9	R6	501	GDP	C6-N1	-2.76	1.33	1.38
9	R2	501	GDP	C6-N1	-2.73	1.33	1.38
9	Q2	501	GDP	C6-N1	-2.70	1.33	1.38
9	D2	501	GDP	C6-N1	-2.68	1.33	1.38
9	L3	501	GDP	C6-N1	-2.63	1.33	1.38
9	M3	501	GDP	C6-N1	-2.62	1.33	1.38
9	D4	501	GDP	C6-N1	-2.61	1.34	1.38
9	L5	501	GDP	C6-N1	-2.59	1.34	1.38
9	L1	501	GDP	C6-N1	-2.59	1.34	1.38
9	J2	501	GDP	C6-N1	-2.59	1.34	1.38

Continued on next page...

Continued from previous page...

Mol	Chain	Res	Type	Atoms	Z	Observed(Å)	Ideal(Å)
9	E2	501	GDP	C6-N1	-2.58	1.34	1.38
9	A5	501	GDP	C6-N1	-2.58	1.34	1.38
9	D0	501	GDP	C6-N1	-2.57	1.34	1.38
9	P1	501	GDP	C6-N1	-2.57	1.34	1.38
8	N0	501	GTP	PB-O3B	2.57	1.62	1.59
9	R0	501	GDP	C6-N1	-2.57	1.34	1.38
9	W5	501	GDP	C6-N1	-2.57	1.34	1.38
9	F0	501	GDP	C6-N1	-2.56	1.34	1.38
9	F2	501	GDP	C6-N1	-2.56	1.34	1.38
9	A3	501	GDP	C6-N1	-2.55	1.34	1.38
9	U4	501	GDP	C6-N1	-2.55	1.34	1.38
9	K3	501	GDP	C6-N1	-2.55	1.34	1.38
9	M5	501	GDP	C6-N1	-2.55	1.34	1.38
9	E0	501	GDP	C6-N1	-2.54	1.34	1.38
9	W1	501	GDP	C6-N1	-2.54	1.34	1.38
9	E6	501	GDP	C6-N1	-2.54	1.34	1.38
9	P5	501	GDP	C6-N1	-2.54	1.34	1.38
9	H1	501	GDP	C6-N1	-2.54	1.34	1.38
9	J4	501	GDP	C6-N1	-2.53	1.34	1.38
9	E4	501	GDP	C6-N1	-2.53	1.34	1.38
9	O1	501	GDP	C6-N1	-2.53	1.34	1.38
9	C4	501	GDP	C6-N1	-2.53	1.34	1.38
9	Q0	501	GDP	C6-N1	-2.53	1.34	1.38
9	K1	501	GDP	C6-N1	-2.53	1.34	1.38
9	N3	501	GDP	C6-N1	-2.53	1.34	1.38
9	R4	501	GDP	C6-N1	-2.52	1.34	1.38
9	V1	501	GDP	C6-N1	-2.51	1.34	1.38
9	A1	501	GDP	C6-N1	-2.51	1.34	1.38
9	J6	501	GDP	C6-N1	-2.51	1.34	1.38
9	S0	501	GDP	C6-N1	-2.51	1.34	1.38
9	K5	501	GDP	C6-N1	-2.50	1.34	1.38
9	H3	501	GDP	C6-N1	-2.50	1.34	1.38
9	S4	501	GDP	C6-N1	-2.50	1.34	1.38
9	O5	501	GDP	C6-N1	-2.50	1.34	1.38
9	O3	501	GDP	C6-N1	-2.49	1.34	1.38
9	M1	501	GDP	C6-N1	-2.49	1.34	1.38
9	U2	501	GDP	C6-N1	-2.49	1.34	1.38
9	T6	501	GDP	C6-N1	-2.49	1.34	1.38
9	D6	501	GDP	C6-N1	-2.49	1.34	1.38
9	Q4	501	GDP	C6-N1	-2.49	1.34	1.38
9	S2	501	GDP	C6-N1	-2.48	1.34	1.38
9	B4	501	GDP	C6-N1	-2.47	1.34	1.38

Continued on next page...

Continued from previous page...

Mol	Chain	Res	Type	Atoms	Z	Observed(Å)	Ideal(Å)
9	S6	501	GDP	C6-N1	-2.47	1.34	1.38
9	U0	501	GDP	C6-N1	-2.47	1.34	1.38
9	I3	501	GDP	C6-N1	-2.46	1.34	1.38
9	I5	501	GDP	C6-N1	-2.46	1.34	1.38
9	J0	501	GDP	C6-N1	-2.46	1.34	1.38
9	B0	501	GDP	C6-N1	-2.45	1.34	1.38
9	I1	501	GDP	C6-N1	-2.45	1.34	1.38
9	G3	501	GDP	C6-N1	-2.45	1.34	1.38
9	N1	501	GDP	C6-N1	-2.45	1.34	1.38
9	F4	501	GDP	C6-N1	-2.44	1.34	1.38
9	P3	501	GDP	C6-N1	-2.43	1.34	1.38
9	F6	501	GDP	C6-N1	-2.43	1.34	1.38
9	V3	501	GDP	C6-N1	-2.43	1.34	1.38
9	V5	501	GDP	C6-N1	-2.43	1.34	1.38
9	T0	501	GDP	C6-N1	-2.43	1.34	1.38
9	T4	501	GDP	C6-N1	-2.42	1.34	1.38
9	C0	501	GDP	C6-N1	-2.42	1.34	1.38
9	T2	501	GDP	C6-N1	-2.42	1.34	1.38
9	B2	501	GDP	C6-N1	-2.42	1.34	1.38
9	N5	501	GDP	C6-N1	-2.42	1.34	1.38
9	W3	501	GDP	C6-N1	-2.42	1.34	1.38
8	F5	501	GTP	PB-O3B	2.41	1.62	1.59
9	U6	501	GDP	C6-N1	-2.40	1.34	1.38
8	S3	501	GTP	PB-O3A	2.39	1.62	1.59
9	G1	501	GDP	C6-N1	-2.39	1.34	1.38
9	H5	501	GDP	C6-N1	-2.39	1.34	1.38
9	C2	501	GDP	C6-N1	-2.37	1.34	1.38
9	G5	501	GDP	C6-N1	-2.34	1.34	1.38
8	G2	501	GTP	C2-N3	2.30	1.38	1.33
8	M4	501	GTP	C2-N3	2.27	1.38	1.33
8	I0	501	GTP	C2-N3	2.25	1.38	1.33
8	P4	501	GTP	C2-N3	2.24	1.38	1.33
9	R2	501	GDP	C5-N7	-2.24	1.34	1.39
8	C5	501	GTP	C2-N3	2.24	1.38	1.33
8	C1	501	GTP	C2-N3	2.24	1.38	1.33
8	D1	501	GTP	C2-N3	2.23	1.38	1.33
8	V0	501	GTP	C2-N3	2.23	1.38	1.33
9	S2	501	GDP	C5-N7	-2.23	1.34	1.39
8	I2	501	GTP	C2-N3	2.22	1.38	1.33
8	K0	501	GTP	C2-N3	2.22	1.38	1.33
8	U5	501	GTP	C2-N3	2.21	1.38	1.33
9	F6	501	GDP	C5-N7	-2.21	1.34	1.39

Continued on next page...

Continued from previous page...

Mol	Chain	Res	Type	Atoms	Z	Observed(Å)	Ideal(Å)
8	H0	501	GTP	C2-N3	2.21	1.38	1.33
8	T1	501	GTP	PB-O3B	2.21	1.61	1.59
8	W0	501	GTP	C2-N3	2.20	1.38	1.33
9	I1	501	GDP	C5-N7	-2.20	1.34	1.39
8	H4	501	GTP	C2-N3	2.20	1.38	1.33
9	E6	501	GDP	C5-N7	-2.20	1.34	1.39
9	F0	501	GDP	C5-N7	-2.19	1.34	1.39
8	P4	501	GTP	PA-O3A	2.19	1.61	1.59
9	B0	501	GDP	C5-N7	-2.19	1.34	1.39
8	D3	501	GTP	C2-N3	2.19	1.38	1.33
8	V2	501	GTP	C2-N3	2.19	1.38	1.33
8	C3	501	GTP	C2-N3	2.19	1.38	1.33
8	M0	501	GTP	C2-N3	2.19	1.38	1.33
9	S6	501	GDP	C5-N7	-2.18	1.34	1.39
9	A5	501	GDP	C5-N7	-2.18	1.34	1.39
8	F3	501	GTP	PB-O3A	2.18	1.61	1.59
8	I6	501	GTP	C2-N3	2.17	1.38	1.33
8	F1	501	GTP	C2-N3	2.17	1.38	1.33
8	J5	501	GTP	C2-N3	2.17	1.38	1.33
8	U3	501	GTP	C2-N3	2.17	1.38	1.33
8	R1	501	GTP	C2-N3	2.17	1.38	1.33
8	L4	501	GTP	C2-N3	2.17	1.38	1.33
8	V4	501	GTP	C2-N3	2.16	1.38	1.33
8	S1	501	GTP	C2-N3	2.16	1.38	1.33
8	T3	501	GTP	C2-N3	2.16	1.38	1.33
8	L6	501	GTP	C2-N3	2.16	1.38	1.33
8	E5	501	GTP	C2-N3	2.16	1.38	1.33
8	Q3	501	GTP	C2-N3	2.16	1.38	1.33
8	O4	501	GTP	C2-N3	2.16	1.38	1.33
9	N3	501	GDP	C5-N7	-2.16	1.34	1.39
9	A1	501	GDP	C5-N7	-2.16	1.34	1.39
9	B2	501	GDP	C5-N7	-2.15	1.34	1.39
9	F2	501	GDP	C5-N7	-2.15	1.34	1.39
9	F4	501	GDP	C5-N7	-2.15	1.34	1.39
8	R3	501	GTP	C2-N3	2.15	1.38	1.33
9	O5	501	GDP	C5-N7	-2.15	1.34	1.39
9	S0	501	GDP	C5-N7	-2.15	1.34	1.39
9	Q4	501	GDP	C5-N7	-2.14	1.34	1.39
9	B4	501	GDP	C5-N7	-2.14	1.34	1.39
8	N0	501	GTP	C2-N3	2.14	1.38	1.33
8	S3	501	GTP	C2-N3	2.14	1.38	1.33
9	M5	501	GDP	C5-N7	-2.14	1.34	1.39

Continued on next page...

Continued from previous page...

Mol	Chain	Res	Type	Atoms	Z	Observed(Å)	Ideal(Å)
8	N2	501	GTP	C2-N3	2.14	1.38	1.33
8	H2	501	GTP	C2-N3	2.14	1.38	1.33
8	Q3	501	GTP	PA-O3A	2.14	1.61	1.59
9	L5	501	GDP	C5-N7	-2.14	1.34	1.39
8	P0	501	GTP	C2-N3	2.13	1.38	1.33
8	G0	501	GTP	C2-N3	2.13	1.38	1.33
9	M3	501	GDP	C5-N7	-2.13	1.34	1.39
8	R5	501	GTP	C2-N3	2.13	1.38	1.33
9	V5	501	GDP	C5-N7	-2.13	1.34	1.39
8	U1	501	GTP	C2-N3	2.13	1.38	1.33
8	E1	501	GTP	PB-O3A	2.13	1.61	1.59
8	I4	501	GTP	C2-N3	2.13	1.38	1.33
8	J3	501	GTP	C2-N3	2.12	1.38	1.33
9	J6	501	GDP	C5-N7	-2.12	1.34	1.39
8	B3	501	GTP	C2-N3	2.12	1.38	1.33
8	S5	501	GTP	PB-O3B	2.12	1.61	1.59
9	K3	501	GDP	C5-N7	-2.12	1.34	1.39
9	R6	501	GDP	C5-N7	-2.12	1.34	1.39
8	K4	501	GTP	C2-N3	2.12	1.38	1.33
8	W6	501	GTP	C2-N3	2.12	1.38	1.33
8	W4	501	GTP	C2-N3	2.12	1.38	1.33
8	Q5	501	GTP	C2-N3	2.12	1.38	1.33
9	E2	501	GDP	C5-N7	-2.11	1.34	1.39
9	K5	501	GDP	C5-N7	-2.11	1.34	1.39
9	P1	501	GDP	C5-N7	-2.11	1.34	1.39
8	L0	501	GTP	C2-N3	2.11	1.38	1.33
8	T1	501	GTP	C2-N3	2.11	1.38	1.33
9	U2	501	GDP	C5-N7	-2.11	1.34	1.39
8	G0	501	GTP	PB-O3B	2.11	1.61	1.59
9	J4	501	GDP	C5-N7	-2.11	1.34	1.39
8	S5	501	GTP	C2-N3	2.11	1.38	1.33
9	L3	501	GDP	C5-N7	-2.11	1.34	1.39
8	M6	501	GTP	C2-N3	2.11	1.38	1.33
9	U6	501	GDP	C5-N7	-2.10	1.34	1.39
9	I5	501	GDP	C5-N7	-2.10	1.34	1.39
9	H1	501	GDP	C5-N7	-2.10	1.34	1.39
8	B5	501	GTP	C2-N3	2.10	1.38	1.33
9	A3	501	GDP	C5-N7	-2.10	1.34	1.39
9	Q2	501	GDP	C5-N7	-2.10	1.34	1.39
8	B1	501	GTP	C2-N3	2.10	1.38	1.33
8	N4	501	GTP	C2-N3	2.10	1.38	1.33
8	O0	501	GTP	C2-N3	2.10	1.38	1.33

Continued on next page...

Continued from previous page...

Mol	Chain	Res	Type	Atoms	Z	Observed(Å)	Ideal(Å)
9	V3	501	GDP	C5-N7	-2.09	1.34	1.39
8	O6	501	GTP	C5-N7	-2.09	1.34	1.39
9	D2	501	GDP	C5-N7	-2.09	1.34	1.39
9	P5	501	GDP	C5-N7	-2.09	1.34	1.39
8	P6	501	GTP	C2-N3	2.09	1.38	1.33
9	U0	501	GDP	C5-N7	-2.09	1.34	1.39
8	M2	501	GTP	C2-N3	2.09	1.38	1.33
9	D4	501	GDP	C5-N7	-2.09	1.34	1.39
9	Q0	501	GDP	C5-N7	-2.09	1.34	1.39
9	T0	501	GDP	C5-N7	-2.08	1.34	1.39
8	A0	501	GTP	C2-N3	2.08	1.38	1.33
9	T4	501	GDP	C5-N7	-2.08	1.34	1.39
9	K1	501	GDP	C5-N7	-2.08	1.34	1.39
8	P1	502	GTP	C2-N3	2.07	1.38	1.33
9	S4	501	GDP	C5-N7	-2.07	1.34	1.39
9	P3	501	GDP	C5-N7	-2.07	1.34	1.39
8	L2	501	GTP	C2-N3	2.07	1.38	1.33
9	J0	501	GDP	C5-N7	-2.07	1.34	1.39
9	V1	501	GDP	C5-N7	-2.07	1.34	1.39
9	H5	501	GDP	C5-N7	-2.07	1.34	1.39
8	Q1	501	GTP	C2-N3	2.07	1.38	1.33
8	A4	501	GTP	C2-N3	2.06	1.38	1.33
9	T2	501	GDP	C5-N7	-2.06	1.34	1.39
8	T5	501	GTP	C2-N3	2.06	1.38	1.33
9	R4	501	GDP	C5-N7	-2.06	1.34	1.39
9	L1	501	GDP	C5-N7	-2.06	1.34	1.39
9	N1	501	GDP	C5-N7	-2.06	1.34	1.39
8	F5	501	GTP	C2-N3	2.06	1.38	1.33
9	C4	501	GDP	C5-N7	-2.05	1.35	1.39
9	E0	501	GDP	C5-N7	-2.05	1.35	1.39
8	O6	501	GTP	C2-N3	2.05	1.38	1.33
8	E1	501	GTP	C2-N3	2.05	1.38	1.33
9	G3	501	GDP	C5-N7	-2.05	1.35	1.39
8	N6	501	GTP	C2-N3	2.05	1.38	1.33
8	E3	501	GTP	C2-N3	2.05	1.38	1.33
8	W2	501	GTP	C2-N3	2.04	1.38	1.33
9	N5	501	GDP	C5-N7	-2.04	1.35	1.39
8	G4	501	GTP	C2-N3	2.04	1.38	1.33
9	D6	501	GDP	C5-N7	-2.04	1.35	1.39
9	H3	501	GDP	C5-N7	-2.04	1.35	1.39
9	J2	501	GDP	C5-N7	-2.04	1.35	1.39
9	C0	501	GDP	C5-N7	-2.04	1.35	1.39

Continued on next page...

Continued from previous page...

Mol	Chain	Res	Type	Atoms	Z	Observed(Å)	Ideal(Å)
9	I3	501	GDP	C5-N7	-2.04	1.35	1.39
9	T6	501	GDP	C5-N7	-2.03	1.35	1.39
8	T5	501	GTP	PB-O3B	2.03	1.61	1.59
9	O3	501	GDP	C5-N7	-2.03	1.35	1.39
8	B1	501	GTP	C5-N7	-2.03	1.35	1.39
9	O1	501	GDP	C5-N7	-2.03	1.35	1.39
8	A2	501	GTP	C2-N3	2.02	1.38	1.33
8	U5	501	GTP	PA-O3A	2.02	1.61	1.59
8	K2	501	GTP	C2-N3	2.02	1.38	1.33
9	G5	501	GDP	C5-N7	-2.02	1.35	1.39
8	F3	501	GTP	C2-N3	2.02	1.38	1.33
8	O2	501	GTP	C5-N7	-2.02	1.35	1.39
8	A6	501	GTP	C2-N3	2.01	1.38	1.33
8	D5	501	GTP	C2-N3	2.01	1.38	1.33
8	R3	501	GTP	C5-N7	-2.01	1.35	1.39
8	M4	501	GTP	C5-N7	-2.01	1.35	1.39
9	W3	501	GDP	C5-N7	-2.01	1.35	1.39
8	M6	501	GTP	C5-N7	-2.01	1.35	1.39
9	R0	501	GDP	C5-N7	-2.01	1.35	1.39
8	E1	501	GTP	PB-O3B	2.01	1.61	1.59
8	O2	501	GTP	C2-N3	2.01	1.38	1.33
9	U4	501	GDP	C5-N7	-2.00	1.35	1.39

All (1173) bond angle outliers are listed below:

Mol	Chain	Res	Type	Atoms	Z	Observed(^{o})	Ideal(^{o})
9	D6	501	GDP	C5-C4-N3	-6.36	118.27	128.39
9	D2	501	GDP	C5-C4-N3	-6.35	118.29	128.39
9	I1	501	GDP	C5-C4-N3	-6.34	118.30	128.39
9	C4	501	GDP	C5-C4-N3	-6.28	118.40	128.39
9	L3	501	GDP	C5-C4-N3	-6.27	118.42	128.39
9	R6	501	GDP	C5-C4-N3	-6.26	118.43	128.39
9	W3	501	GDP	C5-C4-N3	-6.25	118.44	128.39
9	R2	501	GDP	C5-C4-N3	-6.24	118.46	128.39
9	V1	501	GDP	C5-C4-N3	-6.23	118.48	128.39
9	H3	501	GDP	C5-C4-N3	-6.22	118.50	128.39
9	U2	501	GDP	C5-C4-N3	-6.21	118.50	128.39
9	O1	501	GDP	C5-C4-N3	-6.21	118.51	128.39
9	D0	501	GDP	C5-C4-N3	-6.20	118.52	128.39
9	M3	501	GDP	C5-C4-N3	-6.18	118.55	128.39
9	N5	501	GDP	C5-C4-N3	-6.18	118.55	128.39
9	Q2	501	GDP	C5-C4-N3	-6.18	118.56	128.39

Continued on next page...

Continued from previous page...

Mol	Chain	Res	Type	Atoms	Z	Observed(^{o})	Ideal(^{o})
9	R4	501	GDP	C5-C4-N3	-6.18	118.56	128.39
9	A3	501	GDP	C5-C4-N3	-6.17	118.57	128.39
9	I5	501	GDP	C5-C4-N3	-6.17	118.57	128.39
9	U0	501	GDP	C5-C4-N3	-6.17	118.58	128.39
9	J6	501	GDP	C5-C4-N3	-6.16	118.58	128.39
9	H5	501	GDP	C5-C4-N3	-6.16	118.58	128.39
9	J2	501	GDP	C5-C4-N3	-6.15	118.59	128.39
9	I3	501	GDP	C5-C4-N3	-6.15	118.61	128.39
9	J0	501	GDP	C5-C4-N3	-6.14	118.61	128.39
9	K3	501	GDP	C5-C4-N3	-6.14	118.62	128.39
9	B0	501	GDP	C5-C4-N3	-6.14	118.62	128.39
9	M1	501	GDP	C5-C4-N3	-6.13	118.64	128.39
9	U4	501	GDP	C5-C4-N3	-6.13	118.64	128.39
9	A5	501	GDP	C5-C4-N3	-6.12	118.64	128.39
9	M5	501	GDP	C5-C4-N3	-6.12	118.65	128.39
9	Q4	501	GDP	C5-C4-N3	-6.10	118.67	128.39
9	O3	501	GDP	C5-C4-N3	-6.10	118.68	128.39
9	N1	501	GDP	C5-C4-N3	-6.10	118.68	128.39
9	G5	501	GDP	C5-C4-N3	-6.10	118.68	128.39
9	C2	501	GDP	C5-C4-N3	-6.10	118.69	128.39
9	B4	501	GDP	C5-C4-N3	-6.09	118.69	128.39
9	L1	501	GDP	C5-C4-N3	-6.08	118.72	128.39
9	V5	501	GDP	C5-C4-N3	-6.07	118.72	128.39
9	J4	501	GDP	C5-C4-N3	-6.07	118.73	128.39
9	V3	501	GDP	C5-C4-N3	-6.07	118.73	128.39
9	U6	501	GDP	C5-C4-N3	-6.07	118.74	128.39
9	E4	501	GDP	C5-C4-N3	-6.06	118.74	128.39
9	H1	501	GDP	C5-C4-N3	-6.06	118.75	128.39
9	F0	501	GDP	C5-C4-N3	-6.06	118.75	128.39
9	P5	501	GDP	C5-C4-N3	-6.06	118.75	128.39
9	B2	501	GDP	C5-C4-N3	-6.05	118.75	128.39
9	E6	501	GDP	C5-C4-N3	-6.05	118.76	128.39
9	E0	501	GDP	C5-C4-N3	-6.05	118.76	128.39
9	D4	501	GDP	C5-C4-N3	-6.05	118.77	128.39
9	P3	501	GDP	C5-C4-N3	-6.04	118.77	128.39
9	S2	501	GDP	C5-C4-N3	-6.04	118.77	128.39
9	Q0	501	GDP	C5-C4-N3	-6.04	118.78	128.39
9	N3	501	GDP	C5-C4-N3	-6.04	118.78	128.39
9	E2	501	GDP	C5-C4-N3	-6.02	118.80	128.39
9	K5	501	GDP	C5-C4-N3	-6.02	118.80	128.39
9	G3	501	GDP	C5-C4-N3	-6.01	118.83	128.39
9	R0	501	GDP	C5-C4-N3	-6.00	118.84	128.39

Continued on next page...

Continued from previous page...

Mol	Chain	Res	Type	Atoms	Z	Observed(^{o})	Ideal(^{o})
9	C0	501	GDP	C5-C4-N3	-5.99	118.85	128.39
9	S6	501	GDP	C5-C4-N3	-5.99	118.86	128.39
9	P1	501	GDP	C5-C4-N3	-5.99	118.86	128.39
9	T0	501	GDP	C5-C4-N3	-5.98	118.87	128.39
9	W1	501	GDP	C5-C4-N3	-5.97	118.89	128.39
9	G1	501	GDP	C5-C4-N3	-5.97	118.89	128.39
9	K1	501	GDP	C5-C4-N3	-5.97	118.90	128.39
9	L5	501	GDP	C5-C4-N3	-5.96	118.91	128.39
9	F4	501	GDP	C5-C4-N3	-5.96	118.91	128.39
9	T6	501	GDP	C5-C4-N3	-5.95	118.93	128.39
9	T4	501	GDP	C5-C4-N3	-5.93	118.95	128.39
9	F2	501	GDP	C5-C4-N3	-5.92	118.97	128.39
9	O5	501	GDP	C5-C4-N3	-5.92	118.97	128.39
9	S0	501	GDP	C5-C4-N3	-5.91	118.98	128.39
9	S4	501	GDP	C5-C4-N3	-5.89	119.02	128.39
9	A1	501	GDP	C5-C4-N3	-5.87	119.04	128.39
9	T2	501	GDP	C5-C4-N3	-5.85	119.08	128.39
9	W5	501	GDP	C5-C4-N3	-5.83	119.11	128.39
9	F6	501	GDP	C5-C4-N3	-5.78	119.19	128.39
8	M2	501	GTP	C5-C4-N3	-5.45	119.72	128.39
8	J5	501	GTP	C5-C4-N3	-5.43	119.75	128.39
8	C5	501	GTP	C5-C4-N3	-5.42	119.76	128.39
8	Q3	501	GTP	C5-C4-N3	-5.39	119.80	128.39
8	D1	501	GTP	C5-C4-N3	-5.39	119.81	128.39
8	J1	501	GTP	C5-C4-N3	-5.34	119.88	128.39
8	C1	501	GTP	C5-C4-N3	-5.33	119.90	128.39
8	I0	501	GTP	C5-C4-N3	-5.32	119.92	128.39
8	M0	501	GTP	C5-C4-N3	-5.32	119.93	128.39
8	M6	501	GTP	C5-C4-N3	-5.32	119.93	128.39
8	L2	501	GTP	C5-C4-N3	-5.30	119.95	128.39
8	L4	501	GTP	C5-C4-N3	-5.30	119.95	128.39
8	W0	501	GTP	C5-C4-N3	-5.30	119.96	128.39
8	K2	501	GTP	C5-C4-N3	-5.29	119.98	128.39
8	W4	501	GTP	C5-C4-N3	-5.28	119.98	128.39
8	L6	501	GTP	C5-C4-N3	-5.28	119.98	128.39
8	M4	501	GTP	C5-C4-N3	-5.26	120.01	128.39
8	I4	501	GTP	C5-C4-N3	-5.26	120.02	128.39
8	U5	501	GTP	C5-C4-N3	-5.25	120.03	128.39
8	J3	501	GTP	C5-C4-N3	-5.25	120.04	128.39
8	Q5	501	GTP	C5-C4-N3	-5.24	120.05	128.39
8	P4	501	GTP	C5-C4-N3	-5.23	120.07	128.39
8	O6	501	GTP	C5-C4-N3	-5.23	120.07	128.39

Continued on next page...

Continued from previous page...

Mol	Chain	Res	Type	Atoms	Z	Observed(^{o})	Ideal(^{o})
8	E1	501	GTP	C5-C4-N3	-5.23	120.07	128.39
8	S1	501	GTP	C5-C4-N3	-5.22	120.08	128.39
8	D5	501	GTP	C5-C4-N3	-5.22	120.08	128.39
8	I2	501	GTP	C5-C4-N3	-5.21	120.10	128.39
8	V2	501	GTP	C5-C4-N3	-5.20	120.11	128.39
9	D6	501	GDP	C2-N3-C4	5.20	121.25	112.30
8	O4	501	GTP	C5-C4-N3	-5.20	120.12	128.39
8	K4	501	GTP	C5-C4-N3	-5.19	120.12	128.39
8	D3	501	GTP	C5-C4-N3	-5.19	120.12	128.39
8	S5	501	GTP	C5-C4-N3	-5.19	120.13	128.39
8	K0	501	GTP	C5-C4-N3	-5.18	120.15	128.39
8	P0	501	GTP	C5-C4-N3	-5.18	120.15	128.39
8	R1	501	GTP	C5-C4-N3	-5.17	120.17	128.39
9	Q2	501	GDP	C2-N3-C4	5.16	121.19	112.30
9	V1	501	GDP	C2-N3-C4	5.16	121.18	112.30
9	D0	501	GDP	C2-N3-C4	5.16	121.18	112.30
8	Q1	501	GTP	C5-C4-N3	-5.15	120.19	128.39
8	L0	501	GTP	C5-C4-N3	-5.15	120.19	128.39
9	C2	501	GDP	C2-N3-C4	5.15	121.17	112.30
8	V0	501	GTP	C5-C4-N3	-5.15	120.20	128.39
9	W1	501	GDP	C2-N3-C4	5.14	121.16	112.30
9	H3	501	GDP	C2-N3-C4	5.14	121.15	112.30
8	N0	501	GTP	C5-C4-N3	-5.14	120.21	128.39
8	O2	501	GTP	C5-C4-N3	-5.14	120.22	128.39
8	P6	501	GTP	C5-C4-N3	-5.13	120.22	128.39
9	N5	501	GDP	C2-N3-C4	5.13	121.14	112.30
9	J6	501	GDP	C2-N3-C4	5.13	121.14	112.30
9	I1	501	GDP	C2-N3-C4	5.13	121.13	112.30
8	G0	501	GTP	C5-C4-N3	-5.13	120.23	128.39
9	J2	501	GDP	C2-N3-C4	5.13	121.13	112.30
9	W3	501	GDP	C2-N3-C4	5.12	121.12	112.30
9	I3	501	GDP	C2-N3-C4	5.12	121.12	112.30
9	M1	501	GDP	C2-N3-C4	5.12	121.12	112.30
8	H2	501	GTP	C5-C4-N3	-5.12	120.24	128.39
8	E5	501	GTP	C5-C4-N3	-5.12	120.24	128.39
9	B0	501	GDP	C2-N3-C4	5.12	121.11	112.30
9	L3	501	GDP	C2-N3-C4	5.11	121.10	112.30
8	O0	501	GTP	C5-C4-N3	-5.11	120.26	128.39
9	I5	501	GDP	C2-N3-C4	5.10	121.09	112.30
9	U6	501	GDP	C2-N3-C4	5.10	121.09	112.30
8	A6	501	GTP	C5-C4-N3	-5.10	120.27	128.39
9	D4	501	GDP	C2-N3-C4	5.10	121.08	112.30

Continued on next page...

Continued from previous page...

Mol	Chain	Res	Type	Atoms	Z	Observed(^{o})	Ideal(^{o})
9	K3	501	GDP	C2-N3-C4	5.10	121.08	112.30
9	U2	501	GDP	C2-N3-C4	5.09	121.07	112.30
9	H5	501	GDP	C2-N3-C4	5.09	121.07	112.30
9	V5	501	GDP	C2-N3-C4	5.09	121.07	112.30
9	O1	501	GDP	C2-N3-C4	5.09	121.06	112.30
9	O3	501	GDP	C2-N3-C4	5.09	121.06	112.30
9	D2	501	GDP	C2-N3-C4	5.08	121.06	112.30
8	F1	501	GTP	C5-C4-N3	-5.08	120.30	128.39
8	P1	502	GTP	C5-C4-N3	-5.08	120.31	128.39
9	L1	501	GDP	C2-N3-C4	5.07	121.04	112.30
8	H0	501	GTP	C5-C4-N3	-5.07	120.31	128.39
8	E3	501	GTP	C5-C4-N3	-5.07	120.32	128.39
8	A4	501	GTP	C5-C4-N3	-5.07	120.32	128.39
8	G2	501	GTP	C5-C4-N3	-5.07	120.33	128.39
8	I6	501	GTP	C5-C4-N3	-5.07	120.33	128.39
8	S3	501	GTP	C5-C4-N3	-5.07	120.33	128.39
8	T5	501	GTP	C5-C4-N3	-5.06	120.33	128.39
8	W2	501	GTP	C5-C4-N3	-5.06	120.33	128.39
9	U4	501	GDP	C2-N3-C4	5.06	121.02	112.30
9	C4	501	GDP	C2-N3-C4	5.06	121.02	112.30
9	A5	501	GDP	C2-N3-C4	5.06	121.01	112.30
9	M3	501	GDP	C2-N3-C4	5.06	121.01	112.30
9	Q0	501	GDP	C2-N3-C4	5.06	121.01	112.30
9	V3	501	GDP	C2-N3-C4	5.06	121.01	112.30
9	A3	501	GDP	C2-N3-C4	5.05	121.01	112.30
8	V4	501	GTP	C5-C4-N3	-5.05	120.35	128.39
8	B3	501	GTP	C5-C4-N3	-5.05	120.35	128.39
9	R6	501	GDP	C2-N3-C4	5.05	121.00	112.30
8	H4	501	GTP	C5-C4-N3	-5.05	120.36	128.39
9	R4	501	GDP	C2-N3-C4	5.05	120.99	112.30
8	U1	501	GTP	C5-C4-N3	-5.05	120.36	128.39
9	J4	501	GDP	C2-N3-C4	5.04	120.99	112.30
9	B2	501	GDP	C2-N3-C4	5.04	120.99	112.30
9	R2	501	GDP	C2-N3-C4	5.04	120.98	112.30
8	A2	501	GTP	C5-C4-N3	-5.04	120.36	128.39
9	J0	501	GDP	C2-N3-C4	5.04	120.98	112.30
8	N4	501	GTP	C5-C4-N3	-5.03	120.39	128.39
9	H1	501	GDP	C2-N3-C4	5.02	120.95	112.30
9	E0	501	GDP	C2-N3-C4	5.02	120.95	112.30
9	U0	501	GDP	C2-N3-C4	5.02	120.95	112.30
8	W6	501	GTP	C5-C4-N3	-5.02	120.40	128.39
9	P1	501	GDP	C2-N3-C4	5.02	120.94	112.30

Continued on next page...

Continued from previous page...

Mol	Chain	Res	Type	Atoms	Z	Observed(^{o})	Ideal(^{o})
9	P3	501	GDP	C2-N3-C4	5.01	120.93	112.30
9	Q4	501	GDP	C2-N3-C4	5.01	120.93	112.30
8	R3	501	GTP	C5-C4-N3	-5.01	120.42	128.39
8	C3	501	GTP	C5-C4-N3	-5.01	120.42	128.39
8	B5	501	GTP	C5-C4-N3	-5.01	120.42	128.39
9	B4	501	GDP	C2-N3-C4	5.01	120.92	112.30
9	N1	501	GDP	C2-N3-C4	5.00	120.92	112.30
9	P5	501	GDP	C2-N3-C4	5.00	120.91	112.30
9	A1	501	GDP	C2-N3-C4	5.00	120.91	112.30
9	C0	501	GDP	C2-N3-C4	5.00	120.91	112.30
8	T3	501	GTP	C5-C4-N3	-4.99	120.44	128.39
9	G1	501	GDP	C2-N3-C4	4.99	120.90	112.30
9	G5	501	GDP	C2-N3-C4	4.99	120.89	112.30
8	N6	501	GTP	C5-C4-N3	-4.99	120.45	128.39
9	W5	501	GDP	C2-N3-C4	4.98	120.89	112.30
9	L5	501	GDP	C2-N3-C4	4.98	120.88	112.30
9	G3	501	GDP	C2-N3-C4	4.98	120.88	112.30
8	F5	501	GTP	C5-C4-N3	-4.98	120.47	128.39
9	T4	501	GDP	C2-N3-C4	4.97	120.86	112.30
9	N3	501	GDP	C2-N3-C4	4.97	120.86	112.30
9	T0	501	GDP	C2-N3-C4	4.97	120.85	112.30
9	M5	501	GDP	C2-N3-C4	4.96	120.84	112.30
9	K5	501	GDP	C2-N3-C4	4.96	120.84	112.30
8	T1	501	GTP	C5-C4-N3	-4.96	120.50	128.39
9	E4	501	GDP	C2-N3-C4	4.95	120.83	112.30
8	R5	501	GTP	C5-C4-N3	-4.94	120.52	128.39
8	F3	501	GTP	C5-C4-N3	-4.94	120.52	128.39
9	O5	501	GDP	C2-N3-C4	4.94	120.81	112.30
8	B1	501	GTP	C5-C4-N3	-4.94	120.53	128.39
9	K1	501	GDP	C2-N3-C4	4.93	120.79	112.30
9	R0	501	GDP	C2-N3-C4	4.92	120.78	112.30
9	T2	501	GDP	C2-N3-C4	4.92	120.78	112.30
9	T6	501	GDP	C2-N3-C4	4.92	120.77	112.30
8	U3	501	GTP	C5-C4-N3	-4.91	120.57	128.39
9	S6	501	GDP	C2-N3-C4	4.90	120.74	112.30
8	A0	501	GTP	C5-C4-N3	-4.89	120.61	128.39
9	S4	501	GDP	C2-N3-C4	4.87	120.69	112.30
9	S2	501	GDP	C2-N3-C4	4.87	120.69	112.30
9	E2	501	GDP	C2-N3-C4	4.87	120.68	112.30
9	F0	501	GDP	C2-N3-C4	4.86	120.68	112.30
8	C1	501	GTP	C2-N3-C4	4.86	120.67	112.30
8	Q3	501	GTP	C2-N3-C4	4.86	120.67	112.30

Continued on next page...

Continued from previous page...

Mol	Chain	Res	Type	Atoms	Z	Observed(^{o})	Ideal(^{o})
9	F4	501	GDP	C2-N3-C4	4.85	120.65	112.30
9	E6	501	GDP	C2-N3-C4	4.82	120.61	112.30
9	S0	501	GDP	C2-N3-C4	4.82	120.60	112.30
8	M2	501	GTP	C2-N3-C4	4.82	120.59	112.30
8	G4	501	GTP	C5-C4-N3	-4.81	120.73	128.39
8	N2	501	GTP	C5-C4-N3	-4.81	120.73	128.39
8	O2	501	GTP	C2-N3-C4	4.81	120.59	112.30
8	C5	501	GTP	C2-N3-C4	4.81	120.58	112.30
8	J1	501	GTP	C2-N3-C4	4.81	120.58	112.30
8	I2	501	GTP	C2-N3-C4	4.80	120.57	112.30
8	W0	501	GTP	C2-N3-C4	4.80	120.57	112.30
8	I4	501	GTP	C2-N3-C4	4.80	120.56	112.30
8	W4	501	GTP	C2-N3-C4	4.79	120.55	112.30
9	F2	501	GDP	C2-N3-C4	4.79	120.55	112.30
8	O4	501	GTP	C2-N3-C4	4.79	120.55	112.30
8	L4	501	GTP	C2-N3-C4	4.79	120.54	112.30
8	D1	501	GTP	C2-N3-C4	4.78	120.53	112.30
8	W6	501	GTP	C2-N3-C4	4.77	120.52	112.30
8	L6	501	GTP	C2-N3-C4	4.77	120.52	112.30
8	M0	501	GTP	C2-N3-C4	4.77	120.52	112.30
8	J3	501	GTP	C2-N3-C4	4.76	120.51	112.30
9	F6	501	GDP	C2-N3-C4	4.75	120.49	112.30
8	B5	501	GTP	C2-N3-C4	4.75	120.48	112.30
8	W2	501	GTP	C2-N3-C4	4.75	120.47	112.30
8	V2	501	GTP	C2-N3-C4	4.74	120.46	112.30
8	I0	501	GTP	C2-N3-C4	4.73	120.45	112.30
8	M6	501	GTP	C2-N3-C4	4.73	120.44	112.30
8	N0	501	GTP	C2-N3-C4	4.71	120.42	112.30
8	E1	501	GTP	C2-N3-C4	4.71	120.42	112.30
8	M4	501	GTP	C2-N3-C4	4.71	120.42	112.30
8	A2	501	GTP	C2-N3-C4	4.71	120.41	112.30
8	P6	501	GTP	C2-N3-C4	4.71	120.41	112.30
8	J5	501	GTP	C2-N3-C4	4.71	120.40	112.30
8	K4	501	GTP	C2-N3-C4	4.70	120.40	112.30
8	K0	501	GTP	C2-N3-C4	4.70	120.39	112.30
8	A4	501	GTP	C2-N3-C4	4.69	120.38	112.30
8	K2	501	GTP	C2-N3-C4	4.69	120.38	112.30
9	U2	501	GDP	N9-C4-N3	4.69	135.33	125.95
9	A3	501	GDP	N9-C4-N3	4.69	135.33	125.95
8	H2	501	GTP	C2-N3-C4	4.68	120.37	112.30
9	D6	501	GDP	N9-C4-N3	4.68	135.32	125.95
8	U5	501	GTP	C2-N3-C4	4.68	120.36	112.30

Continued on next page...

Continued from previous page...

Mol	Chain	Res	Type	Atoms	Z	Observed(^{o})	Ideal(^{o})
8	P1	502	GTP	C2-N3-C4	4.68	120.36	112.30
8	P4	501	GTP	C2-N3-C4	4.68	120.36	112.30
8	O6	501	GTP	C2-N3-C4	4.68	120.35	112.30
8	Q5	501	GTP	C2-N3-C4	4.68	120.35	112.30
8	N6	501	GTP	C2-N3-C4	4.67	120.35	112.30
8	V4	501	GTP	C2-N3-C4	4.67	120.34	112.30
8	O0	501	GTP	C2-N3-C4	4.67	120.34	112.30
8	V0	501	GTP	C2-N3-C4	4.67	120.34	112.30
8	H0	501	GTP	C2-N3-C4	4.67	120.34	112.30
8	A6	501	GTP	C2-N3-C4	4.67	120.34	112.30
8	L2	501	GTP	C2-N3-C4	4.67	120.34	112.30
8	R5	501	GTP	C2-N3-C4	4.66	120.33	112.30
9	D2	501	GDP	N9-C4-N3	4.66	135.28	125.95
8	U1	501	GTP	C2-N3-C4	4.66	120.33	112.30
8	B3	501	GTP	C2-N3-C4	4.66	120.32	112.30
8	D3	501	GTP	C2-N3-C4	4.66	120.32	112.30
8	N4	501	GTP	C2-N3-C4	4.65	120.32	112.30
8	P0	501	GTP	C2-N3-C4	4.65	120.31	112.30
8	A0	501	GTP	C2-N3-C4	4.65	120.31	112.30
8	C3	501	GTP	C2-N3-C4	4.65	120.31	112.30
8	Q1	501	GTP	C2-N3-C4	4.65	120.30	112.30
9	R4	501	GDP	N9-C4-N3	4.64	135.22	125.95
8	F1	501	GTP	C2-N3-C4	4.63	120.28	112.30
8	I6	501	GTP	C2-N3-C4	4.63	120.28	112.30
9	S6	501	GDP	N9-C4-N3	4.63	135.22	125.95
8	H4	501	GTP	C2-N3-C4	4.63	120.27	112.30
9	L3	501	GDP	N9-C4-N3	4.63	135.20	125.95
8	E3	501	GTP	C2-N3-C4	4.62	120.26	112.30
8	R1	501	GTP	C2-N3-C4	4.62	120.26	112.30
8	D5	501	GTP	C2-N3-C4	4.62	120.25	112.30
9	R2	501	GDP	N9-C4-N3	4.61	135.17	125.95
9	R6	501	GDP	N9-C4-N3	4.60	135.16	125.95
9	S2	501	GDP	N9-C4-N3	4.60	135.16	125.95
8	U3	501	GTP	C2-N3-C4	4.60	120.23	112.30
8	E5	501	GTP	C2-N3-C4	4.60	120.23	112.30
9	U0	501	GDP	N9-C4-N3	4.60	135.14	125.95
9	C4	501	GDP	N9-C4-N3	4.59	135.13	125.95
9	E0	501	GDP	N9-C4-N3	4.59	135.13	125.95
8	N2	501	GTP	C2-N3-C4	4.59	120.20	112.30
9	N5	501	GDP	N9-C4-N3	4.59	135.13	125.95
8	S5	501	GTP	C2-N3-C4	4.59	120.20	112.30
8	S1	501	GTP	C2-N3-C4	4.59	120.20	112.30

Continued on next page...

Continued from previous page...

Mol	Chain	Res	Type	Atoms	Z	Observed(^{o})	Ideal(^{o})
9	J6	501	GDP	N9-C4-N3	4.58	135.11	125.95
9	E6	501	GDP	N9-C4-N3	4.58	135.10	125.95
8	R3	501	GTP	C2-N3-C4	4.57	120.18	112.30
8	T3	501	GTP	C2-N3-C4	4.57	120.17	112.30
8	L0	501	GTP	C2-N3-C4	4.57	120.17	112.30
8	F5	501	GTP	C2-N3-C4	4.57	120.17	112.30
9	B0	501	GDP	N9-C4-N3	4.55	135.06	125.95
8	S3	501	GTP	C2-N3-C4	4.55	120.14	112.30
9	I1	501	GDP	N9-C4-N3	4.55	135.05	125.95
9	I5	501	GDP	N9-C4-N3	4.54	135.02	125.95
9	Q4	501	GDP	N9-C4-N3	4.53	135.01	125.95
9	M3	501	GDP	N9-C4-N3	4.53	135.01	125.95
9	H3	501	GDP	N9-C4-N3	4.52	134.99	125.95
9	O1	501	GDP	N9-C4-N3	4.52	134.99	125.95
8	G0	501	GTP	C2-N3-C4	4.52	120.08	112.30
9	A5	501	GDP	N9-C4-N3	4.51	134.98	125.95
9	V1	501	GDP	N9-C4-N3	4.51	134.98	125.95
9	U4	501	GDP	N9-C4-N3	4.51	134.98	125.95
9	M5	501	GDP	N9-C4-N3	4.51	134.98	125.95
9	B4	501	GDP	N9-C4-N3	4.51	134.98	125.95
9	S0	501	GDP	N9-C4-N3	4.51	134.97	125.95
9	D0	501	GDP	N9-C4-N3	4.51	134.97	125.95
8	F3	501	GTP	C2-N3-C4	4.51	120.07	112.30
8	G2	501	GTP	C2-N3-C4	4.51	120.07	112.30
9	W3	501	GDP	N9-C4-N3	4.51	134.97	125.95
9	R0	501	GDP	N9-C4-N3	4.51	134.96	125.95
9	F0	501	GDP	N9-C4-N3	4.50	134.96	125.95
9	K5	501	GDP	N9-C4-N3	4.50	134.95	125.95
9	J2	501	GDP	N9-C4-N3	4.50	134.94	125.95
9	K3	501	GDP	N9-C4-N3	4.50	134.94	125.95
9	N1	501	GDP	N9-C4-N3	4.49	134.94	125.95
9	G5	501	GDP	N9-C4-N3	4.49	134.93	125.95
9	D4	501	GDP	N9-C4-N3	4.49	134.93	125.95
8	B1	501	GTP	C2-N3-C4	4.48	120.02	112.30
9	M1	501	GDP	N9-C4-N3	4.48	134.91	125.95
9	N3	501	GDP	N9-C4-N3	4.48	134.90	125.95
9	J0	501	GDP	N9-C4-N3	4.48	134.90	125.95
8	T1	501	GTP	C2-N3-C4	4.47	120.00	112.30
9	E4	501	GDP	N9-C4-N3	4.46	134.88	125.95
9	B2	501	GDP	N9-C4-N3	4.46	134.87	125.95
9	O3	501	GDP	N9-C4-N3	4.46	134.87	125.95
9	I3	501	GDP	N9-C4-N3	4.46	134.87	125.95

Continued on next page...

Continued from previous page...

Mol	Chain	Res	Type	Atoms	Z	Observed(^{o})	Ideal(^{o})
9	H5	501	GDP	N9-C4-N3	4.46	134.86	125.95
9	F6	501	GDP	N9-C4-N3	4.45	134.86	125.95
9	F2	501	GDP	N9-C4-N3	4.45	134.85	125.95
9	E2	501	GDP	N9-C4-N3	4.44	134.83	125.95
9	Q0	501	GDP	N9-C4-N3	4.44	134.83	125.95
9	V3	501	GDP	N9-C4-N3	4.44	134.83	125.95
8	G4	501	GTP	C2-N3-C4	4.44	119.94	112.30
9	U6	501	GDP	N9-C4-N3	4.43	134.81	125.95
9	G3	501	GDP	N9-C4-N3	4.42	134.80	125.95
8	T5	501	GTP	C2-N3-C4	4.42	119.92	112.30
9	Q2	501	GDP	N9-C4-N3	4.42	134.79	125.95
9	P3	501	GDP	N9-C4-N3	4.41	134.78	125.95
9	P5	501	GDP	N9-C4-N3	4.41	134.77	125.95
9	J4	501	GDP	N9-C4-N3	4.41	134.76	125.95
9	F4	501	GDP	N9-C4-N3	4.40	134.76	125.95
9	V5	501	GDP	N9-C4-N3	4.40	134.75	125.95
9	L1	501	GDP	N9-C4-N3	4.40	134.75	125.95
9	S4	501	GDP	N9-C4-N3	4.40	134.75	125.95
9	H1	501	GDP	N9-C4-N3	4.39	134.73	125.95
9	K1	501	GDP	N9-C4-N3	4.38	134.71	125.95
9	L5	501	GDP	N9-C4-N3	4.36	134.68	125.95
9	T6	501	GDP	N9-C4-N3	4.36	134.67	125.95
9	G1	501	GDP	N9-C4-N3	4.36	134.66	125.95
9	T0	501	GDP	N9-C4-N3	4.35	134.66	125.95
9	T4	501	GDP	N9-C4-N3	4.35	134.65	125.95
9	A1	501	GDP	N9-C4-N3	4.33	134.62	125.95
9	P1	501	GDP	N9-C4-N3	4.33	134.60	125.95
9	O5	501	GDP	N9-C4-N3	4.31	134.57	125.95
9	C0	501	GDP	N9-C4-N3	4.27	134.50	125.95
9	W1	501	GDP	N9-C4-N3	4.27	134.50	125.95
9	T2	501	GDP	N9-C4-N3	4.25	134.46	125.95
9	C2	501	GDP	N9-C4-N3	4.25	134.45	125.95
9	W5	501	GDP	N9-C4-N3	4.12	134.19	125.95
9	W5	501	GDP	C6-C5-N7	3.69	137.01	130.29
9	C2	501	GDP	C6-C5-N7	3.61	136.86	130.29
8	J5	501	GTP	N9-C4-N3	3.53	133.02	125.95
8	D1	501	GTP	N9-C4-N3	3.51	132.98	125.95
9	W1	501	GDP	C6-C5-N7	3.51	136.68	130.29
9	T2	501	GDP	C6-C5-N7	3.49	136.64	130.29
9	G1	501	GDP	C6-C5-N7	3.48	136.63	130.29
9	L1	501	GDP	C6-C5-N7	3.47	136.61	130.29
9	A1	501	GDP	C6-C5-N7	3.45	136.56	130.29

Continued on next page...

Continued from previous page...

Mol	Chain	Res	Type	Atoms	Z	Observed(^{o})	Ideal(^{o})
9	Q2	501	GDP	C6-C5-N7	3.44	136.55	130.29
8	I0	501	GTP	N9-C4-N3	3.44	132.82	125.95
8	R1	501	GTP	N9-C4-N3	3.43	132.81	125.95
8	M4	501	GTP	N9-C4-N3	3.43	132.81	125.95
8	N0	501	GTP	N9-C4-N3	3.41	132.77	125.95
9	T4	501	GDP	C6-C5-N7	3.41	136.49	130.29
8	M0	501	GTP	N9-C4-N3	3.40	132.76	125.95
9	P1	501	GDP	C6-C5-N7	3.40	136.48	130.29
9	O5	501	GDP	C6-C5-N7	3.39	136.47	130.29
9	C0	501	GDP	C6-C5-N7	3.39	136.47	130.29
8	M6	501	GTP	N9-C4-N3	3.39	132.74	125.95
9	I3	501	GDP	C6-C5-N7	3.39	136.46	130.29
8	Q5	501	GTP	N9-C4-N3	3.39	132.73	125.95
8	L2	501	GTP	N9-C4-N3	3.39	132.73	125.95
9	L5	501	GDP	C6-C5-N7	3.38	136.45	130.29
8	L4	501	GTP	N9-C4-N3	3.38	132.71	125.95
8	Q3	501	GTP	N9-C4-N3	3.38	132.71	125.95
9	I1	501	GDP	C6-C5-N7	3.38	136.44	130.29
9	K1	501	GDP	C6-C5-N7	3.38	136.44	130.29
8	G0	501	GTP	N9-C4-N3	3.38	132.71	125.95
9	M1	501	GDP	C6-C5-N7	3.38	136.43	130.29
8	C5	501	GTP	N9-C4-N3	3.38	132.70	125.95
9	T0	501	GDP	C6-C5-N7	3.37	136.43	130.29
9	T6	501	GDP	C6-C5-N7	3.37	136.42	130.29
8	O6	501	GTP	N9-C4-N3	3.37	132.69	125.95
8	P0	501	GTP	N9-C4-N3	3.37	132.69	125.95
8	K2	501	GTP	N9-C4-N3	3.36	132.68	125.95
8	T5	501	GTP	N9-C4-N3	3.36	132.67	125.95
8	E1	501	GTP	N9-C4-N3	3.36	132.67	125.95
8	J3	501	GTP	N9-C4-N3	3.36	132.67	125.95
8	L6	501	GTP	N9-C4-N3	3.36	132.66	125.95
8	M2	501	GTP	N9-C4-N3	3.36	132.66	125.95
8	K0	501	GTP	N9-C4-N3	3.35	132.65	125.95
8	J1	501	GTP	N9-C4-N3	3.35	132.65	125.95
9	V5	501	GDP	C6-C5-N7	3.35	136.38	130.29
9	U6	501	GDP	C6-C5-N7	3.35	136.38	130.29
9	H3	501	GDP	C6-C5-N7	3.34	136.37	130.29
8	W0	501	GTP	N9-C4-N3	3.34	132.64	125.95
9	G5	501	GDP	C6-C5-N7	3.34	136.37	130.29
9	P5	501	GDP	C6-C5-N7	3.34	136.37	130.29
9	G3	501	GDP	C6-C5-N7	3.33	136.36	130.29
8	P4	501	GTP	N9-C4-N3	3.33	132.62	125.95

Continued on next page...

Continued from previous page...

Mol	Chain	Res	Type	Atoms	Z	Observed(^{o})	Ideal(^{o})
8	M2	501	GTP	C2-N1-C6	-3.33	119.07	125.11
9	H1	501	GDP	C6-C5-N7	3.33	136.35	130.29
9	D4	501	GDP	C6-C5-N7	3.33	136.34	130.29
9	D0	501	GDP	C6-C5-N7	3.32	136.33	130.29
9	K5	501	GDP	C6-C5-N7	3.32	136.33	130.29
9	K3	501	GDP	C6-C5-N7	3.32	136.33	130.29
9	P3	501	GDP	C6-C5-N7	3.32	136.33	130.29
8	S1	501	GTP	N9-C4-N3	3.31	132.58	125.95
9	M3	501	GDP	C6-C5-N7	3.31	136.31	130.29
8	I4	501	GTP	N9-C4-N3	3.31	132.57	125.95
8	I2	501	GTP	N9-C4-N3	3.31	132.56	125.95
9	B0	501	GDP	C6-C5-N7	3.30	136.30	130.29
9	V3	501	GDP	C6-C5-N7	3.30	136.30	130.29
8	W4	501	GTP	N9-C4-N3	3.30	132.55	125.95
9	J2	501	GDP	C6-C5-N7	3.30	136.29	130.29
9	J0	501	GDP	C6-C5-N7	3.29	136.28	130.29
8	O4	501	GTP	N9-C4-N3	3.29	132.53	125.95
8	F1	501	GTP	N9-C4-N3	3.29	132.53	125.95
9	O1	501	GDP	C6-C5-N7	3.28	136.26	130.29
8	S3	501	GTP	N9-C4-N3	3.28	132.51	125.95
9	W3	501	GDP	C6-C5-N7	3.28	136.25	130.29
9	H5	501	GDP	C6-C5-N7	3.27	136.25	130.29
8	H4	501	GTP	N9-C4-N3	3.27	132.50	125.95
8	S5	501	GTP	N9-C4-N3	3.27	132.49	125.95
8	U5	501	GTP	N9-C4-N3	3.27	132.49	125.95
9	D6	501	GDP	C6-C5-N7	3.27	136.24	130.29
9	B2	501	GDP	C6-C5-N7	3.27	136.23	130.29
9	V1	501	GDP	C6-C5-N7	3.27	136.23	130.29
9	B4	501	GDP	C6-C5-N7	3.26	136.23	130.29
9	A5	501	GDP	C6-C5-N7	3.26	136.22	130.29
9	R0	501	GDP	C6-C5-N7	3.26	136.22	130.29
8	U1	501	GTP	N9-C4-N3	3.26	132.47	125.95
9	J4	501	GDP	C6-C5-N7	3.26	136.22	130.29
9	Q0	501	GDP	C6-C5-N7	3.26	136.22	130.29
8	R3	501	GTP	N9-C4-N3	3.26	132.46	125.95
9	J6	501	GDP	C6-C5-N7	3.25	136.21	130.29
8	E1	501	GTP	C2-N1-C6	-3.25	119.21	125.11
9	E4	501	GDP	C6-C5-N7	3.25	136.20	130.29
9	N5	501	GDP	C6-C5-N7	3.25	136.20	130.29
9	E2	501	GDP	C6-C5-N7	3.24	136.19	130.29
9	N3	501	GDP	C6-C5-N7	3.24	136.19	130.29
8	E5	501	GTP	N9-C4-N3	3.24	132.44	125.95

Continued on next page...

Continued from previous page...

Mol	Chain	Res	Type	Atoms	Z	Observed(^{o})	Ideal(^{o})
9	F4	501	GDP	C6-C5-N7	3.24	136.18	130.29
9	U4	501	GDP	C6-C5-N7	3.24	136.18	130.29
8	M4	501	GTP	C2-N1-C6	-3.24	119.24	125.11
8	A6	501	GTP	N9-C4-N3	3.23	132.42	125.95
9	N1	501	GDP	C6-C5-N7	3.23	136.18	130.29
8	K2	501	GTP	C2-N1-C6	-3.23	119.25	125.11
8	L0	501	GTP	N9-C4-N3	3.23	132.41	125.95
8	A2	501	GTP	N9-C4-N3	3.23	132.41	125.95
9	M5	501	GDP	C6-C5-N7	3.23	136.16	130.29
8	C1	501	GTP	N9-C4-N3	3.22	132.40	125.95
8	O2	501	GTP	N9-C4-N3	3.22	132.40	125.95
9	L3	501	GDP	C6-C5-N7	3.22	136.15	130.29
8	F5	501	GTP	N9-C4-N3	3.22	132.39	125.95
8	Q1	501	GTP	N9-C4-N3	3.22	132.39	125.95
8	B5	501	GTP	N9-C4-N3	3.22	132.38	125.95
8	E3	501	GTP	N9-C4-N3	3.22	132.38	125.95
9	Q4	501	GDP	C6-C5-N7	3.21	136.14	130.29
8	V2	501	GTP	N9-C4-N3	3.21	132.37	125.95
8	N4	501	GTP	N9-C4-N3	3.21	132.37	125.95
8	V0	501	GTP	N9-C4-N3	3.21	132.37	125.95
8	L6	501	GTP	C2-N1-C6	-3.20	119.30	125.11
9	I5	501	GDP	C6-C5-N7	3.20	136.12	130.29
8	M6	501	GTP	C2-N1-C6	-3.20	119.31	125.11
9	O3	501	GDP	C6-C5-N7	3.20	136.11	130.29
8	M0	501	GTP	C2-N1-C6	-3.20	119.31	125.11
9	C4	501	GDP	C6-C5-N7	3.20	136.11	130.29
9	R4	501	GDP	C6-C5-N7	3.19	136.10	130.29
9	F2	501	GDP	C6-C5-N7	3.19	136.09	130.29
8	D5	501	GTP	C2-N1-C6	-3.19	119.33	125.11
8	A4	501	GTP	C2-N1-C6	-3.18	119.34	125.11
8	O0	501	GTP	N9-C4-N3	3.18	132.31	125.95
9	U0	501	GDP	C6-C5-N7	3.18	136.07	130.29
8	H0	501	GTP	N9-C4-N3	3.18	132.31	125.95
9	S4	501	GDP	C6-C5-N7	3.18	136.07	130.29
8	G2	501	GTP	N9-C4-N3	3.18	132.31	125.95
9	E0	501	GDP	C6-C5-N7	3.18	136.07	130.29
8	A4	501	GTP	N9-C4-N3	3.18	132.30	125.95
8	B1	501	GTP	N9-C4-N3	3.18	132.30	125.95
8	B3	501	GTP	N9-C4-N3	3.17	132.30	125.95
8	P1	502	GTP	N9-C4-N3	3.17	132.30	125.95
9	A3	501	GDP	C6-C5-N7	3.17	136.06	130.29
8	H2	501	GTP	N9-C4-N3	3.17	132.28	125.95

Continued on next page...

Continued from previous page...

Mol	Chain	Res	Type	Atoms	Z	Observed(^{o})	Ideal(^{o})
8	L0	501	GTP	C2-N1-C6	-3.17	119.37	125.11
8	E3	501	GTP	C2-N1-C6	-3.16	119.38	125.11
8	U5	501	GTP	C2-N1-C6	-3.16	119.38	125.11
8	T3	501	GTP	N9-C4-N3	3.16	132.27	125.95
8	P6	501	GTP	N9-C4-N3	3.16	132.26	125.95
8	K4	501	GTP	N9-C4-N3	3.15	132.25	125.95
8	L4	501	GTP	C2-N1-C6	-3.15	119.40	125.11
8	V4	501	GTP	N9-C4-N3	3.14	132.24	125.95
8	O6	501	GTP	C2-N1-C6	-3.14	119.42	125.11
9	F0	501	GDP	C6-C5-N7	3.14	136.00	130.29
8	R1	501	GTP	C2-N1-C6	-3.13	119.43	125.11
8	J1	501	GTP	C2-N1-C6	-3.13	119.44	125.11
9	R6	501	GDP	C6-C5-N7	3.12	135.97	130.29
8	L2	501	GTP	C2-N1-C6	-3.12	119.45	125.11
8	T1	501	GTP	N9-C4-N3	3.12	132.19	125.95
8	N6	501	GTP	N9-C4-N3	3.11	132.18	125.95
8	N2	501	GTP	N9-C4-N3	3.11	132.18	125.95
8	D1	501	GTP	C2-N1-C6	-3.11	119.47	125.11
8	A2	501	GTP	C2-N1-C6	-3.11	119.48	125.11
9	R2	501	GDP	C6-C5-N7	3.11	135.94	130.29
8	C5	501	GTP	C2-N1-C6	-3.10	119.49	125.11
9	D2	501	GDP	C6-C5-N7	3.10	135.93	130.29
8	D3	501	GTP	N9-C4-N3	3.09	132.14	125.95
8	F3	501	GTP	N9-C4-N3	3.09	132.13	125.95
8	I6	501	GTP	N9-C4-N3	3.08	132.12	125.95
8	J5	501	GTP	C2-N1-C6	-3.07	119.54	125.11
8	W0	501	GTP	C2-N1-C6	-3.07	119.55	125.11
9	U2	501	GDP	C6-C5-N7	3.07	135.87	130.29
9	E6	501	GDP	C6-C5-N7	3.07	135.87	130.29
8	W2	501	GTP	N9-C4-N3	3.06	132.08	125.95
8	U3	501	GTP	N9-C4-N3	3.06	132.08	125.95
8	A0	501	GTP	N9-C4-N3	3.06	132.07	125.95
8	B3	501	GTP	C2-N1-C6	-3.06	119.57	125.11
9	S6	501	GDP	C6-C5-N7	3.06	135.85	130.29
9	S0	501	GDP	C6-C5-N7	3.05	135.85	130.29
8	W4	501	GTP	C2-N1-C6	-3.05	119.58	125.11
8	Q1	501	GTP	C2-N1-C6	-3.05	119.58	125.11
8	O4	501	GTP	C2-N1-C6	-3.05	119.59	125.11
8	V2	501	GTP	C2-N1-C6	-3.05	119.59	125.11
8	K4	501	GTP	C2-N1-C6	-3.04	119.59	125.11
8	P0	501	GTP	C2-N1-C6	-3.04	119.59	125.11
8	O2	501	GTP	C2-N1-C6	-3.04	119.60	125.11

Continued on next page...

Continued from previous page...

Mol	Chain	Res	Type	Atoms	Z	Observed(^{o})	Ideal(^{o})
8	P4	501	GTP	C2-N1-C6	-3.04	119.60	125.11
8	Q5	501	GTP	C2-N1-C6	-3.04	119.60	125.11
8	R5	501	GTP	N9-C4-N3	3.04	132.03	125.95
8	B5	501	GTP	C2-N1-C6	-3.04	119.60	125.11
8	D5	501	GTP	N9-C4-N3	3.04	132.03	125.95
8	W2	501	GTP	C2-N1-C6	-3.04	119.61	125.11
8	C3	501	GTP	N9-C4-N3	3.03	132.01	125.95
8	D3	501	GTP	C2-N1-C6	-3.03	119.61	125.11
9	F6	501	GDP	C6-C5-N7	3.02	135.79	130.29
8	I2	501	GTP	C2-N1-C6	-3.02	119.64	125.11
8	R5	501	GTP	C2-N1-C6	-3.02	119.64	125.11
8	U1	501	GTP	C2-N1-C6	-3.02	119.64	125.11
8	A6	501	GTP	C2-N1-C6	-3.01	119.65	125.11
8	E5	501	GTP	C2-N1-C6	-3.01	119.66	125.11
8	G4	501	GTP	C2-N1-C6	-3.01	119.66	125.11
8	K0	501	GTP	C2-N1-C6	-3.01	119.66	125.11
8	N0	501	GTP	C2-N1-C6	-3.01	119.66	125.11
8	W6	501	GTP	N9-C4-N3	3.00	131.96	125.95
8	C1	501	GTP	C2-N1-C6	-3.00	119.66	125.11
8	P1	502	GTP	C2-N1-C6	-3.00	119.66	125.11
8	Q3	501	GTP	C2-N1-C6	-3.00	119.66	125.11
8	J3	501	GTP	C2-N1-C6	-3.00	119.67	125.11
8	H2	501	GTP	C2-N1-C6	-3.00	119.67	125.11
8	T5	501	GTP	C2-N1-C6	-3.00	119.68	125.11
8	R3	501	GTP	C2-N1-C6	-3.00	119.68	125.11
8	P6	501	GTP	C2-N1-C6	-2.99	119.69	125.11
8	O0	501	GTP	C2-N1-C6	-2.99	119.69	125.11
8	F5	501	GTP	C2-N1-C6	-2.99	119.69	125.11
8	W6	501	GTP	C2-N1-C6	-2.98	119.70	125.11
9	S2	501	GDP	C6-C5-N7	2.98	135.71	130.29
8	A0	501	GTP	C2-N1-C6	-2.98	119.71	125.11
8	I6	501	GTP	C2-N1-C6	-2.97	119.72	125.11
8	H0	501	GTP	C2-N1-C6	-2.97	119.73	125.11
8	G4	501	GTP	N9-C4-N3	2.96	131.87	125.95
8	I4	501	GTP	C2-N1-C6	-2.96	119.75	125.11
8	B1	501	GTP	C2-N1-C6	-2.95	119.75	125.11
8	S3	501	GTP	C2-N1-C6	-2.94	119.77	125.11
8	H4	501	GTP	C2-N1-C6	-2.94	119.78	125.11
8	V4	501	GTP	C2-N1-C6	-2.94	119.78	125.11
8	V0	501	GTP	C2-N1-C6	-2.94	119.78	125.11
8	C3	501	GTP	C2-N1-C6	-2.93	119.79	125.11
8	G2	501	GTP	C2-N1-C6	-2.93	119.80	125.11

Continued on next page...

Continued from previous page...

Mol	Chain	Res	Type	Atoms	Z	Observed(^{o})	Ideal(^{o})
8	S5	501	GTP	C2-N1-C6	-2.92	119.81	125.11
8	G0	501	GTP	C2-N1-C6	-2.91	119.83	125.11
8	I0	501	GTP	C2-N1-C6	-2.91	119.83	125.11
8	T3	501	GTP	C2-N1-C6	-2.90	119.84	125.11
8	N2	501	GTP	C2-N1-C6	-2.90	119.85	125.11
8	N4	501	GTP	C2-N1-C6	-2.90	119.86	125.11
8	N6	501	GTP	C2-N1-C6	-2.89	119.87	125.11
8	S1	501	GTP	C2-N1-C6	-2.87	119.90	125.11
8	F1	501	GTP	N9-C8-N7	-2.87	108.08	113.40
9	C2	501	GDP	C4-C5-N7	-2.87	106.13	110.67
8	U3	501	GTP	C2-N1-C6	-2.86	119.92	125.11
8	F1	501	GTP	C2-N1-C6	-2.84	119.95	125.11
8	F3	501	GTP	C2-N1-C6	-2.83	119.97	125.11
9	I1	501	GDP	C4-C5-N7	-2.82	106.20	110.67
8	T1	501	GTP	C2-N1-C6	-2.82	120.00	125.11
8	W6	501	GTP	N9-C8-N7	-2.80	108.21	113.40
9	W5	501	GDP	C4-C5-N7	-2.78	106.27	110.67
8	E1	501	GTP	C5-C6-N1	2.77	120.31	113.25
8	G4	501	GTP	N9-C8-N7	-2.76	108.28	113.40
8	F1	501	GTP	C8-N7-C5	2.76	109.18	104.26
8	R5	501	GTP	N9-C8-N7	-2.76	108.28	113.40
8	M2	501	GTP	C5-C6-N1	2.76	120.27	113.25
8	M4	501	GTP	C5-C6-N1	2.74	120.24	113.25
8	F5	501	GTP	N9-C8-N7	-2.74	108.32	113.40
8	N6	501	GTP	N9-C8-N7	-2.74	108.32	113.40
8	R1	501	GTP	C5-C6-N1	2.72	120.18	113.25
9	D6	501	GDP	C4-C5-N7	-2.72	106.36	110.67
8	O0	501	GTP	N9-C8-N7	-2.72	108.36	113.40
9	Q2	501	GDP	C4-C5-N7	-2.72	106.36	110.67
8	A0	501	GTP	N9-C8-N7	-2.71	108.38	113.40
8	R3	501	GTP	O6-C6-C5	-2.71	119.38	126.53
8	N2	501	GTP	N9-C8-N7	-2.71	108.38	113.40
8	C3	501	GTP	N9-C8-N7	-2.70	108.39	113.40
9	W1	501	GDP	C4-C5-N7	-2.70	106.39	110.67
9	W3	501	GDP	C4-C5-N7	-2.70	106.39	110.67
8	M0	501	GTP	C5-C6-N1	2.70	120.12	113.25
8	F3	501	GTP	N9-C8-N7	-2.70	108.40	113.40
8	A2	501	GTP	C5-C6-N1	2.70	120.12	113.25
8	M6	501	GTP	C5-C6-N1	2.69	120.11	113.25
8	U3	501	GTP	N9-C8-N7	-2.69	108.41	113.40
8	B5	501	GTP	C5-C6-N1	2.69	120.11	113.25
8	A4	501	GTP	C5-C6-N1	2.69	120.10	113.25

Continued on next page...

Continued from previous page...

Mol	Chain	Res	Type	Atoms	Z	Observed(^{o})	Ideal(^{o})
9	G1	501	GDP	C4-C5-N7	-2.69	106.41	110.67
8	L6	501	GTP	C5-C6-N1	2.68	120.08	113.25
9	I3	501	GDP	C4-C5-N7	-2.68	106.42	110.67
8	N4	501	GTP	N9-C8-N7	-2.68	108.43	113.40
8	O2	501	GTP	N9-C8-N7	-2.68	108.43	113.40
8	E3	501	GTP	C5-C6-N1	2.68	120.07	113.25
8	A6	501	GTP	N9-C8-N7	-2.68	108.44	113.40
8	W6	501	GTP	C8-N7-C5	2.68	109.03	104.26
8	O2	501	GTP	C5-C6-N1	2.68	120.06	113.25
9	V1	501	GDP	C4-C5-N7	-2.68	106.43	110.67
8	O6	501	GTP	C5-C6-N1	2.67	120.06	113.25
8	S3	501	GTP	N9-C8-N7	-2.67	108.44	113.40
9	L1	501	GDP	C4-C5-N7	-2.67	106.44	110.67
9	D0	501	GDP	C4-C5-N7	-2.66	106.45	110.67
8	I0	501	GTP	N9-C8-N7	-2.66	108.46	113.40
8	A2	501	GTP	N9-C8-N7	-2.66	108.47	113.40
8	L4	501	GTP	C5-C6-N1	2.65	120.01	113.25
9	H3	501	GDP	C4-C5-N7	-2.65	106.47	110.67
8	Q1	501	GTP	N9-C8-N7	-2.65	108.48	113.40
9	G5	501	GDP	C4-C5-N7	-2.65	106.47	110.67
9	V5	501	GDP	C4-C5-N7	-2.65	106.47	110.67
8	T5	501	GTP	N9-C8-N7	-2.65	108.49	113.40
8	K2	501	GTP	C5-C6-N1	2.65	119.99	113.25
8	J1	501	GTP	C5-C6-N1	2.65	119.99	113.25
8	B3	501	GTP	N9-C8-N7	-2.65	108.49	113.40
8	L6	501	GTP	N9-C8-N7	-2.64	108.50	113.40
8	N0	501	GTP	C5-C6-N1	2.64	119.98	113.25
8	L2	501	GTP	N9-C8-N7	-2.64	108.50	113.40
8	H0	501	GTP	N9-C8-N7	-2.64	108.50	113.40
9	H5	501	GDP	C4-C5-N7	-2.64	106.49	110.67
9	O1	501	GDP	C4-C5-N7	-2.64	106.49	110.67
8	P0	501	GTP	C5-C6-N1	2.63	119.95	113.25
8	I0	501	GTP	C8-N7-C5	2.63	108.95	104.26
8	E3	501	GTP	N9-C8-N7	-2.63	108.53	113.40
9	P5	501	GDP	C4-C5-N7	-2.63	106.51	110.67
9	T0	501	GDP	C4-C5-N7	-2.63	106.51	110.67
8	I2	501	GTP	N9-C8-N7	-2.63	108.53	113.40
8	R5	501	GTP	C5-C6-N1	2.63	119.94	113.25
8	G4	501	GTP	C8-N7-C5	2.62	108.94	104.26
8	P1	502	GTP	N9-C8-N7	-2.62	108.53	113.40
9	T2	501	GDP	C4-C5-N7	-2.62	106.51	110.67
8	K0	501	GTP	C5-C6-N1	2.62	119.92	113.25

Continued on next page...

Continued from previous page...

Mol	Chain	Res	Type	Atoms	Z	Observed(^{o})	Ideal(^{o})
8	L4	501	GTP	N9-C8-N7	-2.62	108.54	113.40
8	I4	501	GTP	N9-C8-N7	-2.62	108.54	113.40
9	J0	501	GDP	C4-C5-N7	-2.62	106.52	110.67
8	H2	501	GTP	N9-C8-N7	-2.62	108.55	113.40
8	V0	501	GTP	N9-C8-N7	-2.62	108.55	113.40
9	C0	501	GDP	C4-C5-N7	-2.62	106.52	110.67
8	L2	501	GTP	C5-C6-N1	2.62	119.91	113.25
8	M6	501	GTP	N9-C8-N7	-2.62	108.55	113.40
8	Q1	501	GTP	C5-C6-N1	2.61	119.91	113.25
9	C4	501	GDP	C4-C5-N7	-2.61	106.53	110.67
8	D1	501	GTP	C5-C6-N1	2.61	119.90	113.25
9	M3	501	GDP	C4-C5-N7	-2.61	106.53	110.67
8	W2	501	GTP	N9-C8-N7	-2.61	108.56	113.40
9	M1	501	GDP	C4-C5-N7	-2.61	106.53	110.67
8	P0	501	GTP	N9-C8-N7	-2.61	108.56	113.40
8	K4	501	GTP	C5-C6-N1	2.61	119.90	113.25
9	P1	501	GDP	C4-C5-N7	-2.61	106.53	110.67
8	T3	501	GTP	N9-C8-N7	-2.61	108.56	113.40
8	K2	501	GTP	N9-C8-N7	-2.61	108.56	113.40
8	W6	501	GTP	C5-C6-N1	2.61	119.89	113.25
8	R3	501	GTP	C5-C6-N1	2.61	119.89	113.25
8	Q3	501	GTP	C5-C6-N1	2.61	119.89	113.25
8	V2	501	GTP	N9-C8-N7	-2.61	108.57	113.40
9	L3	501	GDP	C4-C5-N7	-2.60	106.54	110.67
8	U5	501	GTP	C5-C6-N1	2.60	119.88	113.25
9	T4	501	GDP	C4-C5-N7	-2.60	106.55	110.67
8	A0	501	GTP	C5-C6-N1	2.60	119.88	113.25
9	O5	501	GDP	C4-C5-N7	-2.60	106.55	110.67
9	U6	501	GDP	C4-C5-N7	-2.60	106.55	110.67
8	C3	501	GTP	C8-N7-C5	2.60	108.89	104.26
8	N2	501	GTP	C5-C6-N1	2.60	119.87	113.25
8	P1	502	GTP	C5-C6-N1	2.60	119.86	113.25
8	A4	501	GTP	N9-C8-N7	-2.60	108.59	113.40
8	N6	501	GTP	C8-N7-C5	2.60	108.89	104.26
8	H4	501	GTP	N9-C8-N7	-2.60	108.59	113.40
8	E5	501	GTP	C5-C6-N1	2.59	119.86	113.25
8	A2	501	GTP	O6-C6-C5	-2.59	119.68	126.53
8	P6	501	GTP	N9-C8-N7	-2.59	108.59	113.40
8	B3	501	GTP	C5-C6-N1	2.59	119.86	113.25
8	S5	501	GTP	N9-C8-N7	-2.59	108.59	113.40
8	N0	501	GTP	O3G-PG-O3B	2.59	113.33	104.64
8	V0	501	GTP	C8-N7-C5	2.59	108.88	104.26

Continued on next page...

Continued from previous page...

Mol	Chain	Res	Type	Atoms	Z	Observed(^{o})	Ideal(^{o})
8	I6	501	GTP	N9-C8-N7	-2.59	108.59	113.40
8	H0	501	GTP	C5-C6-N1	2.59	119.85	113.25
8	S3	501	GTP	C8-N7-C5	2.59	108.88	104.26
9	K3	501	GDP	C4-C5-N7	-2.59	106.57	110.67
8	L0	501	GTP	C5-C6-N1	2.59	119.84	113.25
8	T1	501	GTP	N9-C8-N7	-2.59	108.60	113.40
8	I6	501	GTP	C8-N7-C5	2.59	108.87	104.26
9	P3	501	GDP	C4-C5-N7	-2.59	106.57	110.67
8	K2	501	GTP	C8-N7-C5	2.59	108.87	104.26
8	R1	501	GTP	N9-C8-N7	-2.59	108.61	113.40
9	K1	501	GDP	C4-C5-N7	-2.59	106.57	110.67
8	A6	501	GTP	C5-C6-N1	2.58	119.83	113.25
8	B5	501	GTP	O6-C6-C5	-2.58	119.71	126.53
8	O0	501	GTP	C5-C6-N1	2.58	119.83	113.25
8	W0	501	GTP	C5-C6-N1	2.58	119.83	113.25
8	B3	501	GTP	O6-C6-C5	-2.58	119.71	126.53
8	J3	501	GTP	C5-C6-N1	2.58	119.83	113.25
9	H1	501	GDP	C4-C5-N7	-2.58	106.58	110.67
8	N0	501	GTP	N9-C8-N7	-2.58	108.61	113.40
8	S1	501	GTP	N9-C8-N7	-2.58	108.62	113.40
8	O4	501	GTP	C5-C6-N1	2.58	119.82	113.25
9	G3	501	GDP	C4-C5-N7	-2.58	106.58	110.67
8	U1	501	GTP	C5-C6-N1	2.58	119.81	113.25
9	A1	501	GDP	C4-C5-N7	-2.58	106.59	110.67
9	T6	501	GDP	C4-C5-N7	-2.58	106.59	110.67
8	I4	501	GTP	C8-N7-C5	2.57	108.85	104.26
9	D2	501	GDP	C4-C5-N7	-2.57	106.59	110.67
8	P1	502	GTP	C8-N7-C5	2.57	108.84	104.26
9	N1	501	GDP	C4-C5-N7	-2.57	106.59	110.67
9	S6	501	GDP	O6-C6-C5	-2.57	119.74	126.53
8	I2	501	GTP	C5-C6-N1	2.57	119.80	113.25
8	D5	501	GTP	C8-N7-C5	2.57	108.84	104.26
8	O4	501	GTP	N9-C8-N7	-2.57	108.64	113.40
9	I5	501	GDP	C4-C5-N7	-2.57	106.60	110.67
8	B1	501	GTP	O6-C6-C5	-2.57	119.76	126.53
8	K0	501	GTP	N9-C8-N7	-2.57	108.64	113.40
9	U4	501	GDP	C4-C5-N7	-2.57	106.61	110.67
8	B5	501	GTP	N9-C8-N7	-2.56	108.64	113.40
8	V2	501	GTP	C8-N7-C5	2.56	108.83	104.26
8	R5	501	GTP	C8-N7-C5	2.56	108.83	104.26
8	N0	501	GTP	O6-C6-C5	-2.56	119.77	126.53
8	E1	501	GTP	N9-C8-N7	-2.56	108.65	113.40

Continued on next page...

Continued from previous page...

Mol	Chain	Res	Type	Atoms	Z	Observed(^{o})	Ideal(^{o})
8	W4	501	GTP	C5-C6-N1	2.56	119.77	113.25
9	M5	501	GDP	C4-C5-N7	-2.56	106.61	110.67
8	L6	501	GTP	C8-N7-C5	2.56	108.82	104.26
8	O2	501	GTP	C8-N7-C5	2.56	108.82	104.26
8	L2	501	GTP	C8-N7-C5	2.56	108.82	104.26
8	O0	501	GTP	C8-N7-C5	2.56	108.82	104.26
8	V2	501	GTP	C5-C6-N1	2.56	119.77	113.25
8	M6	501	GTP	C8-N7-C5	2.56	108.82	104.26
8	J5	501	GTP	C5-C6-N1	2.56	119.76	113.25
9	F6	501	GDP	O6-C6-C5	-2.56	119.78	126.53
8	H2	501	GTP	C5-C6-N1	2.56	119.76	113.25
8	D3	501	GTP	C5-C6-N1	2.56	119.76	113.25
8	P4	501	GTP	C5-C6-N1	2.56	119.76	113.25
8	M4	501	GTP	N9-C8-N7	-2.55	108.66	113.40
8	M2	501	GTP	C8-N7-C5	2.55	108.81	104.26
8	C5	501	GTP	C5-C6-N1	2.55	119.75	113.25
8	Q5	501	GTP	C5-C6-N1	2.55	119.75	113.25
8	T3	501	GTP	C5-C6-N1	2.55	119.75	113.25
8	H4	501	GTP	C8-N7-C5	2.55	108.81	104.26
8	C3	501	GTP	C5-C6-N1	2.55	119.75	113.25
8	U1	501	GTP	N9-C8-N7	-2.55	108.67	113.40
8	W2	501	GTP	C5-C6-N1	2.55	119.74	113.25
8	N6	501	GTP	C5-C6-N1	2.55	119.74	113.25
8	P6	501	GTP	C5-C6-N1	2.55	119.74	113.25
8	M2	501	GTP	N9-C8-N7	-2.55	108.68	113.40
8	V4	501	GTP	N9-C8-N7	-2.55	108.68	113.40
8	O4	501	GTP	C8-N7-C5	2.55	108.80	104.26
8	K4	501	GTP	N9-C8-N7	-2.55	108.68	113.40
8	I2	501	GTP	C8-N7-C5	2.55	108.80	104.26
8	L0	501	GTP	N9-C8-N7	-2.55	108.68	113.40
9	L5	501	GDP	C4-C5-N7	-2.54	106.64	110.67
8	V4	501	GTP	C5-C6-N1	2.54	119.73	113.25
8	H2	501	GTP	C8-N7-C5	2.54	108.79	104.26
8	N2	501	GTP	O6-C6-C5	-2.54	119.82	126.53
8	L4	501	GTP	C8-N7-C5	2.54	108.79	104.26
9	Q4	501	GDP	C4-C5-N7	-2.54	106.64	110.67
9	J2	501	GDP	C4-C5-N7	-2.54	106.64	110.67
8	F5	501	GTP	C5-C6-N1	2.54	119.72	113.25
8	R3	501	GTP	N9-C8-N7	-2.54	108.69	113.40
9	B2	501	GDP	C4-C5-N7	-2.54	106.64	110.67
8	C1	501	GTP	C8-N7-C5	2.54	108.78	104.26
8	W0	501	GTP	C8-N7-C5	2.54	108.78	104.26

Continued on next page...

Continued from previous page...

Mol	Chain	Res	Type	Atoms	Z	Observed(^{o})	Ideal(^{o})
9	J6	501	GDP	C4-C5-N7	-2.54	106.65	110.67
9	K5	501	GDP	C4-C5-N7	-2.54	106.65	110.67
9	B0	501	GDP	C4-C5-N7	-2.54	106.65	110.67
9	V3	501	GDP	C4-C5-N7	-2.54	106.65	110.67
8	S1	501	GTP	C8-N7-C5	2.53	108.78	104.26
8	G2	501	GTP	C5-C6-N1	2.53	119.70	113.25
9	O3	501	GDP	C4-C5-N7	-2.53	106.66	110.67
8	B1	501	GTP	N9-C8-N7	-2.53	108.70	113.40
8	W2	501	GTP	C8-N7-C5	2.53	108.77	104.26
8	H2	501	GTP	O6-C6-C5	-2.53	119.85	126.53
8	U1	501	GTP	O6-C6-C5	-2.53	119.85	126.53
9	A5	501	GDP	C4-C5-N7	-2.53	106.66	110.67
9	B4	501	GDP	C4-C5-N7	-2.53	106.66	110.67
8	F5	501	GTP	C8-N7-C5	2.53	108.76	104.26
8	V0	501	GTP	C5-C6-N1	2.53	119.69	113.25
9	E4	501	GDP	C4-C5-N7	-2.53	106.67	110.67
8	D1	501	GTP	C8-N7-C5	2.52	108.76	104.26
8	H4	501	GTP	C5-C6-N1	2.52	119.68	113.25
8	C1	501	GTP	N9-C8-N7	-2.52	108.72	113.40
9	S2	501	GDP	O6-C6-C5	-2.52	119.87	126.53
9	R0	501	GDP	C4-C5-N7	-2.52	106.67	110.67
8	D3	501	GTP	C8-N7-C5	2.52	108.75	104.26
8	U3	501	GTP	C5-C6-N1	2.52	119.67	113.25
9	R4	501	GDP	C4-C5-N7	-2.52	106.67	110.67
9	F4	501	GDP	C4-C5-N7	-2.52	106.68	110.67
9	J4	501	GDP	C4-C5-N7	-2.52	106.68	110.67
8	K4	501	GTP	C8-N7-C5	2.52	108.74	104.26
8	V4	501	GTP	C8-N7-C5	2.52	108.74	104.26
8	T3	501	GTP	C8-N7-C5	2.51	108.74	104.26
8	U5	501	GTP	O6-C6-C5	-2.51	119.90	126.53
8	A4	501	GTP	O6-C6-C5	-2.51	119.90	126.53
8	P6	501	GTP	C8-N7-C5	2.51	108.73	104.26
8	N4	501	GTP	O6-C6-C5	-2.51	119.90	126.53
8	S5	501	GTP	C5-C6-N1	2.51	119.64	113.25
8	Q5	501	GTP	N9-C8-N7	-2.51	108.75	113.40
8	B1	501	GTP	C5-C6-N1	2.51	119.64	113.25
8	N4	501	GTP	C5-C6-N1	2.51	119.64	113.25
8	C5	501	GTP	C8-N7-C5	2.51	108.73	104.26
9	N5	501	GDP	C4-C5-N7	-2.51	106.69	110.67
8	R1	501	GTP	O6-C6-C5	-2.51	119.91	126.53
8	M4	501	GTP	C8-N7-C5	2.50	108.72	104.26
8	D1	501	GTP	N9-C8-N7	-2.50	108.76	113.40

Continued on next page...

Continued from previous page...

Mol	Chain	Res	Type	Atoms	Z	Observed(^{o})	Ideal(^{o})
8	B3	501	GTP	C8-N7-C5	2.50	108.72	104.26
8	Q1	501	GTP	C8-N7-C5	2.50	108.72	104.26
8	K0	501	GTP	O6-C6-C5	-2.50	119.92	126.53
8	G4	501	GTP	C5-C6-N1	2.50	119.62	113.25
9	R2	501	GDP	C4-C5-N7	-2.50	106.71	110.67
8	M0	501	GTP	N9-C8-N7	-2.50	108.76	113.40
8	W4	501	GTP	C8-N7-C5	2.50	108.71	104.26
8	H4	501	GTP	O6-C6-C5	-2.50	119.93	126.53
8	D5	501	GTP	C5-C6-N1	2.50	119.62	113.25
9	Q0	501	GDP	C4-C5-N7	-2.50	106.71	110.67
8	A6	501	GTP	C8-N7-C5	2.50	108.71	104.26
8	N4	501	GTP	C8-N7-C5	2.50	108.71	104.26
8	G2	501	GTP	N9-C8-N7	-2.50	108.77	113.40
8	P4	501	GTP	N9-C8-N7	-2.50	108.77	113.40
9	U0	501	GDP	C4-C5-N7	-2.50	106.72	110.67
8	N2	501	GTP	C8-N7-C5	2.50	108.70	104.26
8	C1	501	GTP	C5-C6-N1	2.49	119.60	113.25
8	L0	501	GTP	C8-N7-C5	2.49	108.70	104.26
8	E3	501	GTP	O6-C6-C5	-2.49	119.95	126.53
8	A0	501	GTP	C8-N7-C5	2.49	108.70	104.26
8	O6	501	GTP	N9-C8-N7	-2.49	108.78	113.40
8	A2	501	GTP	C8-N7-C5	2.49	108.69	104.26
8	P0	501	GTP	C8-N7-C5	2.49	108.69	104.26
9	D4	501	GDP	C4-C5-N7	-2.49	106.73	110.67
8	W0	501	GTP	N9-C8-N7	-2.48	108.79	113.40
8	A0	501	GTP	O6-C6-C5	-2.48	119.98	126.53
8	O6	501	GTP	O6-C6-C5	-2.48	119.98	126.53
8	E5	501	GTP	N9-C8-N7	-2.48	108.80	113.40
8	I4	501	GTP	C5-C6-N1	2.48	119.56	113.25
8	P0	501	GTP	O6-C6-C5	-2.48	119.99	126.53
8	T5	501	GTP	C8-N7-C5	2.48	108.67	104.26
8	J3	501	GTP	N9-C8-N7	-2.48	108.81	113.40
8	O0	501	GTP	O6-C6-C5	-2.48	120.00	126.53
9	E6	501	GDP	C4-C5-N7	-2.48	106.75	110.67
8	T1	501	GTP	C8-N7-C5	2.48	108.67	104.26
8	I6	501	GTP	C5-C6-N1	2.47	119.55	113.25
8	E5	501	GTP	O6-C6-C5	-2.47	120.00	126.53
8	D5	501	GTP	N9-C8-N7	-2.47	108.81	113.40
8	D3	501	GTP	N9-C8-N7	-2.47	108.82	113.40
9	E2	501	GDP	C4-C5-N7	-2.47	106.75	110.67
8	S3	501	GTP	C5-C6-N1	2.47	119.54	113.25
8	S5	501	GTP	O6-C6-C5	-2.47	120.02	126.53

Continued on next page...

Continued from previous page...

Mol	Chain	Res	Type	Atoms	Z	Observed(^{o})	Ideal(^{o})
8	V2	501	GTP	O6-C6-C5	-2.47	120.02	126.53
9	F0	501	GDP	C4-C5-N7	-2.47	106.76	110.67
8	L4	501	GTP	O6-C6-C5	-2.46	120.03	126.53
8	N6	501	GTP	O6-C6-C5	-2.46	120.03	126.53
8	T5	501	GTP	C5-C6-N1	2.46	119.52	113.25
9	N3	501	GDP	C4-C5-N7	-2.46	106.77	110.67
9	R6	501	GDP	C4-C5-N7	-2.46	106.77	110.67
8	H0	501	GTP	C8-N7-C5	2.46	108.64	104.26
8	U5	501	GTP	N9-C8-N7	-2.46	108.84	113.40
8	L6	501	GTP	O6-C6-C5	-2.46	120.04	126.53
8	K0	501	GTP	C8-N7-C5	2.46	108.64	104.26
8	J5	501	GTP	C8-N7-C5	2.46	108.64	104.26
8	G0	501	GTP	N9-C8-N7	-2.46	108.85	113.40
8	M0	501	GTP	C8-N7-C5	2.46	108.63	104.26
9	G5	501	GDP	C3'-C2'-C1'	2.45	106.11	101.46
8	F3	501	GTP	C8-N7-C5	2.45	108.63	104.26
8	S5	501	GTP	C8-N7-C5	2.45	108.63	104.26
9	U2	501	GDP	C4-C5-N7	-2.45	106.78	110.67
8	V0	501	GTP	O6-C6-C5	-2.45	120.06	126.53
8	Q3	501	GTP	N9-C8-N7	-2.45	108.85	113.40
8	S1	501	GTP	C5-C6-N1	2.45	119.49	113.25
8	H0	501	GTP	O6-C6-C5	-2.45	120.06	126.53
8	M4	501	GTP	O6-C6-C5	-2.45	120.07	126.53
8	W4	501	GTP	N9-C8-N7	-2.45	108.86	113.40
9	A3	501	GDP	C4-C5-N7	-2.45	106.80	110.67
8	Q3	501	GTP	O6-C6-C5	-2.44	120.08	126.53
8	U3	501	GTP	C8-N7-C5	2.44	108.61	104.26
8	J1	501	GTP	C8-N7-C5	2.44	108.60	104.26
8	G0	501	GTP	O6-C6-C5	-2.44	120.10	126.53
9	F0	501	GDP	C3'-C2'-C1'	2.44	106.08	101.46
8	I0	501	GTP	C5-C6-N1	2.44	119.46	113.25
9	I1	501	GDP	C3'-C2'-C1'	2.44	106.07	101.46
8	J1	501	GTP	N9-C8-N7	-2.44	108.88	113.40
8	K2	501	GTP	O6-C6-C5	-2.44	120.10	126.53
8	J3	501	GTP	C8-N7-C5	2.44	108.60	104.26
8	T3	501	GTP	O6-C6-C5	-2.44	120.10	126.53
8	J5	501	GTP	N9-C8-N7	-2.43	108.89	113.40
8	F1	501	GTP	C5-C6-N1	2.43	119.45	113.25
8	K4	501	GTP	O6-C6-C5	-2.43	120.11	126.53
8	G0	501	GTP	C5-C6-N1	2.43	119.44	113.25
8	M6	501	GTP	O6-C6-C5	-2.43	120.12	126.53
8	A4	501	GTP	C8-N7-C5	2.43	108.59	104.26

Continued on next page...

Continued from previous page...

Mol	Chain	Res	Type	Atoms	Z	Observed(^{o})	Ideal(^{o})
8	P4	501	GTP	C8-N7-C5	2.43	108.58	104.26
8	N0	501	GTP	C8-N7-C5	2.43	108.58	104.26
9	R6	501	GDP	C3'-C2'-C1'	2.43	106.05	101.46
8	Q5	501	GTP	O6-C6-C5	-2.42	120.13	126.53
8	F3	501	GTP	O2A-PA-O3A	2.42	113.83	107.27
9	A5	501	GDP	C3'-C2'-C1'	2.42	106.05	101.46
9	F2	501	GDP	C4-C5-N7	-2.42	106.83	110.67
8	O6	501	GTP	C8-N7-C5	2.42	108.58	104.26
8	E1	501	GTP	C8-N7-C5	2.42	108.57	104.26
8	S3	501	GTP	O6-C6-C5	-2.42	120.15	126.53
8	P1	502	GTP	O6-C6-C5	-2.42	120.15	126.53
8	T1	501	GTP	C5-C6-N1	2.42	119.40	113.25
8	A6	501	GTP	O6-C6-C5	-2.41	120.16	126.53
9	E0	501	GDP	C4-C5-N7	-2.41	106.85	110.67
8	F3	501	GTP	C5-C6-N1	2.41	119.39	113.25
8	C5	501	GTP	N9-C8-N7	-2.41	108.93	113.40
8	B5	501	GTP	C8-N7-C5	2.41	108.55	104.26
8	G2	501	GTP	C8-N7-C5	2.41	108.55	104.26
8	U3	501	GTP	O6-C6-C5	-2.41	120.18	126.53
8	Q3	501	GTP	C8-N7-C5	2.41	108.55	104.26
9	S4	501	GDP	C4-C5-N7	-2.40	106.86	110.67
8	L0	501	GTP	O6-C6-C5	-2.40	120.19	126.53
8	U1	501	GTP	C8-N7-C5	2.40	108.54	104.26
8	T1	501	GTP	O6-C6-C5	-2.40	120.19	126.53
8	J5	501	GTP	O6-C6-C5	-2.40	120.19	126.53
8	V4	501	GTP	O6-C6-C5	-2.40	120.19	126.53
8	M0	501	GTP	O6-C6-C5	-2.40	120.20	126.53
8	G2	501	GTP	O6-C6-C5	-2.39	120.21	126.53
8	P4	501	GTP	O6-C6-C5	-2.39	120.23	126.53
8	R5	501	GTP	O6-C6-C5	-2.39	120.23	126.53
9	T4	501	GDP	C3'-C2'-C1'	2.39	105.98	101.46
8	Q5	501	GTP	C8-N7-C5	2.39	108.51	104.26
9	I3	501	GDP	C3'-C2'-C1'	2.39	105.98	101.46
8	F5	501	GTP	O6-C6-C5	-2.38	120.24	126.53
8	J3	501	GTP	O6-C6-C5	-2.38	120.25	126.53
9	U0	501	GDP	C3'-C2'-C1'	2.37	105.95	101.46
9	S0	501	GDP	O6-C6-C5	-2.37	120.27	126.53
8	F1	501	GTP	O6-C6-C5	-2.37	120.28	126.53
8	U5	501	GTP	C8-N7-C5	2.37	108.48	104.26
8	R3	501	GTP	C8-N7-C5	2.36	108.47	104.26
9	E0	501	GDP	O6-C6-C5	-2.36	120.30	126.53
8	J1	501	GTP	O6-C6-C5	-2.36	120.30	126.53

Continued on next page...

Continued from previous page...

Mol	Chain	Res	Type	Atoms	Z	Observed(^{o})	Ideal(^{o})
8	S3	501	GTP	O2B-PB-O3A	2.36	113.65	107.27
8	E3	501	GTP	C8-N7-C5	2.36	108.46	104.26
9	R2	501	GDP	C3'-C2'-C1'	2.36	105.92	101.46
8	R1	501	GTP	C8-N7-C5	2.36	108.46	104.26
8	I2	501	GTP	O6-C6-C5	-2.36	120.31	126.53
9	I5	501	GDP	C3'-C2'-C1'	2.35	105.91	101.46
8	S1	501	GTP	O6-C6-C5	-2.35	120.33	126.53
9	C4	501	GDP	C3'-C2'-C1'	2.35	105.91	101.46
9	B4	501	GDP	C3'-C2'-C1'	2.35	105.90	101.46
8	E5	501	GTP	C8-N7-C5	2.35	108.44	104.26
8	L2	501	GTP	O6-C6-C5	-2.35	120.34	126.53
8	E1	501	GTP	O6-C6-C5	-2.34	120.34	126.53
8	G4	501	GTP	O6-C6-C5	-2.34	120.34	126.53
9	V3	501	GDP	C3'-C2'-C1'	2.34	105.89	101.46
8	C5	501	GTP	O6-C6-C5	-2.34	120.36	126.53
8	W4	501	GTP	O6-C6-C5	-2.34	120.37	126.53
8	B1	501	GTP	C8-N7-C5	2.34	108.42	104.26
8	F3	501	GTP	O6-C6-C5	-2.33	120.37	126.53
9	B0	501	GDP	C3'-C2'-C1'	2.33	105.88	101.46
8	P6	501	GTP	O6-C6-C5	-2.33	120.39	126.53
8	O2	501	GTP	O6-C6-C5	-2.32	120.40	126.53
9	S4	501	GDP	O6-C6-C5	-2.32	120.40	126.53
8	W0	501	GTP	C3'-C2'-C1'	2.32	105.85	101.46
8	O4	501	GTP	O6-C6-C5	-2.32	120.41	126.53
8	M2	501	GTP	O6-C6-C5	-2.32	120.42	126.53
8	G0	501	GTP	C8-N7-C5	2.32	108.39	104.26
8	Q1	501	GTP	O6-C6-C5	-2.31	120.42	126.53
8	T5	501	GTP	O6-C6-C5	-2.31	120.42	126.53
8	I4	501	GTP	O6-C6-C5	-2.31	120.43	126.53
9	V1	501	GDP	C3'-C2'-C1'	2.30	105.82	101.46
9	L5	501	GDP	O6-C6-C5	-2.30	120.45	126.53
9	S2	501	GDP	C4-C5-N7	-2.30	107.03	110.67
8	I2	501	GTP	C3'-C2'-C1'	2.30	105.81	101.46
9	R0	501	GDP	O6-C6-C5	-2.30	120.47	126.53
9	T0	501	GDP	C3'-C2'-C1'	2.29	105.80	101.46
8	C1	501	GTP	O6-C6-C5	-2.29	120.48	126.53
8	F3	501	GTP	O2B-PB-O3A	2.29	113.45	107.27
9	S0	501	GDP	C4-C5-N7	-2.29	107.05	110.67
9	K5	501	GDP	O6-C6-C5	-2.29	120.50	126.53
9	S6	501	GDP	C4-C5-N7	-2.28	107.05	110.67
8	W2	501	GTP	O6-C6-C5	-2.28	120.51	126.53
9	L3	501	GDP	C3'-C2'-C1'	2.28	105.77	101.46

Continued on next page...

Continued from previous page...

Mol	Chain	Res	Type	Atoms	Z	Observed(^{o})	Ideal(^{o})
9	B2	501	GDP	C3'-C2'-C1'	2.27	105.75	101.46
8	I6	501	GTP	O6-C6-C5	-2.27	120.55	126.53
9	R0	501	GDP	C2'-C3'-C4'	2.26	106.98	102.61
8	V4	501	GTP	O2B-PB-O3A	2.26	113.38	107.27
9	A3	501	GDP	C3'-C2'-C1'	2.26	105.73	101.46
9	N3	501	GDP	C3'-C2'-C1'	2.25	105.72	101.46
8	C3	501	GTP	O6-C6-C5	-2.25	120.59	126.53
9	K1	501	GDP	O6-C6-C5	-2.25	120.61	126.53
8	J3	501	GTP	C3'-C2'-C1'	2.24	105.71	101.46
8	I0	501	GTP	O6-C6-C5	-2.24	120.62	126.53
9	W3	501	GDP	C3'-C2'-C1'	2.24	105.70	101.46
9	H5	501	GDP	C3'-C2'-C1'	2.24	105.70	101.46
9	F2	501	GDP	O6-C6-C5	-2.24	120.63	126.53
8	C5	501	GTP	C3'-C2'-C1'	2.24	105.69	101.46
9	U4	501	GDP	C3'-C2'-C1'	2.23	105.69	101.46
9	R4	501	GDP	C3'-C2'-C1'	2.23	105.68	101.46
9	N1	501	GDP	C3'-C2'-C1'	2.23	105.68	101.46
8	V2	501	GTP	O2B-PB-O3B	2.23	113.29	107.27
9	E6	501	GDP	O6-C6-C5	-2.22	120.67	126.53
9	B0	501	GDP	O6-C6-C5	-2.22	120.68	126.53
9	H1	501	GDP	C3'-C2'-C1'	2.21	105.65	101.46
9	Q4	501	GDP	O6-C6-C5	-2.21	120.69	126.53
9	U2	501	GDP	O6-C6-C5	-2.21	120.69	126.53
9	N5	501	GDP	C3'-C2'-C1'	2.21	105.64	101.46
8	D1	501	GTP	O6-C6-C5	-2.21	120.70	126.53
9	N3	501	GDP	O6-C6-C5	-2.21	120.70	126.53
8	D3	501	GTP	C3'-C2'-C1'	2.21	105.64	101.46
9	G3	501	GDP	C3'-C2'-C1'	2.20	105.63	101.46
9	U6	501	GDP	C3'-C2'-C1'	2.20	105.62	101.46
8	W0	501	GTP	O6-C6-C5	-2.20	120.73	126.53
9	P5	501	GDP	C3'-C2'-C1'	2.20	105.62	101.46
9	E0	501	GDP	C3'-C2'-C1'	2.20	105.62	101.46
9	K3	501	GDP	O6-C6-C5	-2.19	120.74	126.53
8	P1	502	GTP	C3'-C2'-C1'	2.19	105.61	101.46
9	T6	501	GDP	O6-C6-C5	-2.19	120.75	126.53
8	J1	501	GTP	C3'-C2'-C1'	2.19	105.60	101.46
8	D5	501	GTP	C3'-C2'-C1'	2.18	105.59	101.46
9	B4	501	GDP	O6-C6-C5	-2.18	120.77	126.53
9	A3	501	GDP	O6-C6-C5	-2.18	120.78	126.53
9	V5	501	GDP	C3'-C2'-C1'	2.18	105.58	101.46
9	R4	501	GDP	O6-C6-C5	-2.18	120.79	126.53
9	F6	501	GDP	C4-C5-N7	-2.18	107.22	110.67

Continued on next page...

Continued from previous page...

Mol	Chain	Res	Type	Atoms	Z	Observed(^{o})	Ideal(^{o})
8	H2	501	GTP	C3'-C2'-C1'	2.17	105.58	101.46
9	F4	501	GDP	C3'-C2'-C1'	2.17	105.58	101.46
9	M5	501	GDP	O6-C6-C5	-2.17	120.79	126.53
9	N5	501	GDP	O6-C6-C5	-2.17	120.79	126.53
8	D5	501	GTP	O6-C6-C5	-2.17	120.81	126.53
9	I3	501	GDP	O6-C6-C5	-2.17	120.81	126.53
8	W6	501	GTP	O6-C6-C5	-2.16	120.82	126.53
9	B2	501	GDP	O6-C6-C5	-2.16	120.82	126.53
9	P1	501	GDP	O6-C6-C5	-2.16	120.82	126.53
9	S4	501	GDP	C3'-C2'-C1'	2.16	105.55	101.46
9	R6	501	GDP	O6-C6-C5	-2.16	120.84	126.53
9	C4	501	GDP	O6-C6-C5	-2.16	120.84	126.53
9	V1	501	GDP	O6-C6-C5	-2.16	120.84	126.53
9	I5	501	GDP	O6-C6-C5	-2.15	120.85	126.53
9	G1	501	GDP	C3'-C2'-C1'	2.15	105.53	101.46
9	L1	501	GDP	O6-C6-C5	-2.15	120.86	126.53
9	F0	501	GDP	O6-C6-C5	-2.15	120.87	126.53
9	H1	501	GDP	O6-C6-C5	-2.14	120.87	126.53
9	S2	501	GDP	C3'-C2'-C1'	2.14	105.51	101.46
9	G3	501	GDP	O6-C6-C5	-2.14	120.89	126.53
9	A5	501	GDP	O6-C6-C5	-2.13	120.91	126.53
9	G1	501	GDP	O6-C6-C5	-2.13	120.91	126.53
9	H3	501	GDP	O6-C6-C5	-2.13	120.92	126.53
9	M3	501	GDP	O6-C6-C5	-2.13	120.92	126.53
9	L3	501	GDP	O6-C6-C5	-2.13	120.92	126.53
8	I6	501	GTP	C3'-C2'-C1'	2.13	105.48	101.46
9	A1	501	GDP	O6-C6-C5	-2.12	120.92	126.53
8	I0	501	GTP	C3'-C2'-C1'	2.12	105.48	101.46
9	F2	501	GDP	C3'-C2'-C1'	2.12	105.47	101.46
9	K3	501	GDP	C3'-C2'-C1'	2.12	105.47	101.46
9	O1	501	GDP	O6-C6-C5	-2.12	120.94	126.53
8	D3	501	GTP	O6-C6-C5	-2.12	120.94	126.53
8	E1	501	GTP	C3'-C2'-C1'	2.11	105.46	101.46
9	Q2	501	GDP	C3'-C2'-C1'	2.11	105.45	101.46
9	F4	501	GDP	O6-C6-C5	-2.11	120.97	126.53
8	L0	501	GTP	C3'-C2'-C1'	2.11	105.45	101.46
9	O5	501	GDP	O6-C6-C5	-2.11	120.97	126.53
9	U4	501	GDP	O6-C6-C5	-2.11	120.97	126.53
9	O3	501	GDP	O6-C6-C5	-2.10	120.98	126.53
9	T2	501	GDP	O6-C6-C5	-2.10	120.98	126.53
9	R2	501	GDP	O6-C6-C5	-2.10	120.99	126.53
9	T0	501	GDP	O6-C6-C5	-2.10	120.99	126.53

Continued on next page...

Continued from previous page...

Mol	Chain	Res	Type	Atoms	Z	Observed(^{o})	Ideal(^{o})
9	M1	501	GDP	O6-C6-C5	-2.10	120.99	126.53
9	Q0	501	GDP	O6-C6-C5	-2.10	120.99	126.53
8	B3	501	GTP	O2B-PB-O3B	2.09	112.94	107.27
9	I1	501	GDP	O6-C6-C5	-2.09	121.00	126.53
9	H5	501	GDP	O6-C6-C5	-2.09	121.01	126.53
8	M0	501	GTP	C3'-C2'-C1'	2.09	105.42	101.46
8	D1	501	GTP	C3'-C2'-C1'	2.09	105.42	101.46
8	O2	501	GTP	C3'-C2'-C1'	2.09	105.42	101.46
8	S1	501	GTP	C3'-C2'-C1'	2.09	105.42	101.46
9	P5	501	GDP	O6-C6-C5	-2.09	121.02	126.53
9	T4	501	GDP	O6-C6-C5	-2.09	121.02	126.53
9	V3	501	GDP	O6-C6-C5	-2.09	121.03	126.53
9	V5	501	GDP	O6-C6-C5	-2.08	121.03	126.53
9	P3	501	GDP	O6-C6-C5	-2.08	121.04	126.53
9	J6	501	GDP	O6-C6-C5	-2.08	121.04	126.53
9	E2	501	GDP	O6-C6-C5	-2.08	121.05	126.53
9	Q4	501	GDP	C3'-C2'-C1'	2.08	105.39	101.46
9	D0	501	GDP	C3'-C2'-C1'	2.07	105.39	101.46
9	A1	501	GDP	C3'-C2'-C1'	2.07	105.38	101.46
8	N0	501	GTP	O2B-PB-O3B	2.07	112.87	107.27
9	N1	501	GDP	O6-C6-C5	-2.07	121.07	126.53
8	O0	501	GTP	O2B-PB-O3B	2.07	112.86	107.27
9	P3	501	GDP	C3'-C2'-C1'	2.06	105.37	101.46
8	G0	501	GTP	C3'-C2'-C1'	2.06	105.36	101.46
8	J5	501	GTP	C3'-C2'-C1'	2.06	105.36	101.46
8	B1	501	GTP	C3'-C2'-C1'	2.06	105.35	101.46
9	E4	501	GDP	O6-C6-C5	-2.05	121.11	126.53
8	O4	501	GTP	O2B-PB-O3B	2.05	112.82	107.27
9	U6	501	GDP	O6-C6-C5	-2.05	121.12	126.53
9	T2	501	GDP	C3'-C2'-C1'	2.05	105.33	101.46
8	E1	501	GTP	O2A-PA-O3A	2.05	112.80	107.27
9	U0	501	GDP	O6-C6-C5	-2.04	121.14	126.53
8	S3	501	GTP	O2A-PA-O3A	2.04	112.79	107.27
8	V4	501	GTP	C3'-C2'-C1'	2.04	105.33	101.46
9	C0	501	GDP	C3'-C2'-C1'	2.04	105.33	101.46
9	J4	501	GDP	O6-C6-C5	-2.04	121.14	126.53
9	J4	501	GDP	C3'-C2'-C1'	2.04	105.31	101.46
8	L2	501	GTP	C3'-C2'-C1'	2.04	105.31	101.46
9	D4	501	GDP	O6-C6-C5	-2.03	121.16	126.53
8	H4	501	GTP	O2B-PB-O3B	2.03	112.77	107.27
9	M3	501	GDP	C3'-C2'-C1'	2.03	105.31	101.46
9	J0	501	GDP	C3'-C2'-C1'	2.03	105.31	101.46

Continued on next page...

Continued from previous page...

Mol	Chain	Res	Type	Atoms	Z	Observed(^{o})	Ideal(^{o})
9	D0	501	GDP	O6-C6-C5	-2.03	121.17	126.53
8	P4	501	GTP	C3'-C2'-C1'	2.03	105.31	101.46
8	M4	501	GTP	C3'-C2'-C1'	2.03	105.30	101.46
9	G5	501	GDP	O6-C6-C5	-2.03	121.18	126.53
8	B3	501	GTP	C3'-C2'-C1'	2.02	105.29	101.46
9	S6	501	GDP	C5-C6-N1	2.02	118.40	113.25
8	I4	501	GTP	O2B-PB-O3B	2.02	112.74	107.27
9	J2	501	GDP	O6-C6-C5	-2.02	121.20	126.53
9	L5	501	GDP	C5-C6-N1	2.02	118.39	113.25
9	L1	501	GDP	C5-C6-N1	2.02	118.39	113.25
8	T5	501	GTP	C3'-C2'-C1'	2.02	105.28	101.46
8	P0	501	GTP	C3'-C2'-C1'	2.02	105.28	101.46
9	G3	501	GDP	C2'-C3'-C4'	2.02	106.50	102.61
9	C0	501	GDP	O6-C6-C5	-2.01	121.22	126.53
8	E5	501	GTP	C3'-C2'-C1'	2.01	105.27	101.46
9	D6	501	GDP	C3'-C2'-C1'	2.01	105.27	101.46
8	P1	502	GTP	O2B-PB-O3A	2.01	112.72	107.27
9	J0	501	GDP	O6-C6-C5	-2.01	121.22	126.53
8	D5	501	GTP	C4-C5-N7	-2.01	107.48	110.67
9	Q2	501	GDP	O6-C6-C5	-2.01	121.23	126.53
9	D6	501	GDP	O6-C6-C5	-2.01	121.23	126.53
8	U1	501	GTP	O2B-PB-O3B	2.01	112.69	107.27
8	W2	501	GTP	C3'-C2'-C1'	2.00	105.25	101.46

There are no chirality outliers.

All (544) torsion outliers are listed below:

Mol	Chain	Res	Type	Atoms
8	A0	501	GTP	PB-O3A-PA-O5'
8	A2	501	GTP	C5'-O5'-PA-O1A
8	A6	501	GTP	C5'-O5'-PA-O3A
8	A6	501	GTP	C5'-O5'-PA-O1A
8	B1	501	GTP	PB-O3A-PA-O5'
8	B3	501	GTP	O4'-C4'-C5'-O5'
8	B5	501	GTP	PB-O3A-PA-O5'
8	C1	501	GTP	C5'-O5'-PA-O3A
8	C1	501	GTP	C5'-O5'-PA-O1A
8	C1	501	GTP	C5'-O5'-PA-O2A
8	C1	501	GTP	O4'-C4'-C5'-O5'
8	C1	501	GTP	C3'-C4'-C5'-O5'
8	C3	501	GTP	C5'-O5'-PA-O3A
8	C3	501	GTP	C5'-O5'-PA-O1A

Continued on next page...

Continued from previous page...

Mol	Chain	Res	Type	Atoms
8	C5	501	GTP	PB-O3B-PG-O2G
8	C5	501	GTP	PB-O3B-PG-O3G
8	C5	501	GTP	PB-O3A-PA-O5'
8	C5	501	GTP	C5'-O5'-PA-O3A
8	C5	501	GTP	C5'-O5'-PA-O1A
8	C5	501	GTP	C5'-O5'-PA-O2A
8	D1	501	GTP	C5'-O5'-PA-O3A
8	D1	501	GTP	C5'-O5'-PA-O1A
8	D1	501	GTP	C5'-O5'-PA-O2A
8	D3	501	GTP	C5'-O5'-PA-O3A
8	D3	501	GTP	C5'-O5'-PA-O2A
8	D5	501	GTP	C5'-O5'-PA-O3A
8	D5	501	GTP	C5'-O5'-PA-O2A
8	E1	501	GTP	C5'-O5'-PA-O3A
8	E1	501	GTP	C5'-O5'-PA-O2A
8	E3	501	GTP	C5'-O5'-PA-O3A
8	E3	501	GTP	C5'-O5'-PA-O1A
8	E3	501	GTP	C5'-O5'-PA-O2A
8	E5	501	GTP	C5'-O5'-PA-O3A
8	E5	501	GTP	C5'-O5'-PA-O1A
8	E5	501	GTP	C5'-O5'-PA-O2A
8	F1	501	GTP	C5'-O5'-PA-O3A
8	F1	501	GTP	C5'-O5'-PA-O2A
8	F3	501	GTP	C5'-O5'-PA-O3A
8	F3	501	GTP	C5'-O5'-PA-O2A
8	F5	501	GTP	PB-O3A-PA-O5'
8	F5	501	GTP	C5'-O5'-PA-O3A
8	G0	501	GTP	C5'-O5'-PA-O1A
8	G2	501	GTP	PB-O3A-PA-O5'
8	G4	501	GTP	PB-O3A-PA-O5'
8	G4	501	GTP	C5'-O5'-PA-O1A
8	H0	501	GTP	O4'-C4'-C5'-O5'
8	H2	501	GTP	C5'-O5'-PA-O1A
8	H4	501	GTP	O4'-C4'-C5'-O5'
8	I0	501	GTP	C5'-O5'-PA-O3A
8	I0	501	GTP	C5'-O5'-PA-O1A
8	I0	501	GTP	C5'-O5'-PA-O2A
8	I2	501	GTP	C5'-O5'-PA-O3A
8	I2	501	GTP	C5'-O5'-PA-O1A
8	I4	501	GTP	PB-O3A-PA-O5'
8	I4	501	GTP	C5'-O5'-PA-O1A
8	I6	501	GTP	C5'-O5'-PA-O3A

Continued on next page...

Continued from previous page...

Mol	Chain	Res	Type	Atoms
8	I6	501	GTP	C5'-O5'-PA-O1A
8	I6	501	GTP	C5'-O5'-PA-O2A
8	J5	501	GTP	C5'-O5'-PA-O3A
8	J5	501	GTP	C5'-O5'-PA-O2A
8	K0	501	GTP	C5'-O5'-PA-O3A
8	K0	501	GTP	C5'-O5'-PA-O2A
8	K2	501	GTP	C5'-O5'-PA-O3A
8	K2	501	GTP	C5'-O5'-PA-O2A
8	K4	501	GTP	C5'-O5'-PA-O3A
8	K4	501	GTP	C5'-O5'-PA-O2A
8	L0	501	GTP	C5'-O5'-PA-O3A
8	L0	501	GTP	C5'-O5'-PA-O1A
8	L0	501	GTP	C5'-O5'-PA-O2A
8	L2	501	GTP	C5'-O5'-PA-O3A
8	L2	501	GTP	C5'-O5'-PA-O1A
8	L2	501	GTP	C5'-O5'-PA-O2A
8	L4	501	GTP	C5'-O5'-PA-O3A
8	L4	501	GTP	C5'-O5'-PA-O1A
8	L4	501	GTP	C5'-O5'-PA-O2A
8	L6	501	GTP	C5'-O5'-PA-O3A
8	L6	501	GTP	C5'-O5'-PA-O1A
8	L6	501	GTP	C5'-O5'-PA-O2A
8	M0	501	GTP	C5'-O5'-PA-O3A
8	M0	501	GTP	C5'-O5'-PA-O1A
8	M0	501	GTP	C5'-O5'-PA-O2A
8	M2	501	GTP	C5'-O5'-PA-O3A
8	M2	501	GTP	C5'-O5'-PA-O1A
8	M2	501	GTP	C5'-O5'-PA-O2A
8	M4	501	GTP	C5'-O5'-PA-O3A
8	M4	501	GTP	C5'-O5'-PA-O1A
8	M4	501	GTP	C5'-O5'-PA-O2A
8	M6	501	GTP	C5'-O5'-PA-O3A
8	M6	501	GTP	C5'-O5'-PA-O1A
8	M6	501	GTP	C5'-O5'-PA-O2A
8	N0	501	GTP	PB-O3B-PG-O3G
8	N2	501	GTP	C5'-O5'-PA-O1A
8	N4	501	GTP	PB-O3A-PA-O5'
8	N6	501	GTP	PB-O3A-PA-O5'
8	O0	501	GTP	PB-O3A-PA-O5'
8	O2	501	GTP	C5'-O5'-PA-O3A
8	O2	501	GTP	C5'-O5'-PA-O2A
8	O4	501	GTP	O4'-C4'-C5'-O5'

Continued on next page...

Continued from previous page...

Mol	Chain	Res	Type	Atoms
8	O6	501	GTP	C5'-O5'-PA-O3A
8	O6	501	GTP	C5'-O5'-PA-O2A
8	P0	501	GTP	C5'-O5'-PA-O3A
8	P0	501	GTP	C5'-O5'-PA-O1A
8	P0	501	GTP	C5'-O5'-PA-O2A
8	P1	502	GTP	C5'-O5'-PA-O3A
8	P1	502	GTP	C5'-O5'-PA-O2A
8	P6	501	GTP	C5'-O5'-PA-O3A
8	P6	501	GTP	C5'-O5'-PA-O1A
8	P6	501	GTP	C5'-O5'-PA-O2A
8	Q1	501	GTP	C5'-O5'-PA-O3A
8	Q1	501	GTP	C5'-O5'-PA-O1A
8	Q1	501	GTP	C5'-O5'-PA-O2A
8	Q3	501	GTP	C5'-O5'-PA-O3A
8	Q3	501	GTP	C5'-O5'-PA-O2A
8	Q3	501	GTP	O4'-C4'-C5'-O5'
8	Q5	501	GTP	PB-O3A-PA-O5'
8	Q5	501	GTP	C5'-O5'-PA-O3A
8	Q5	501	GTP	C5'-O5'-PA-O2A
8	R1	501	GTP	C5'-O5'-PA-O3A
8	R5	501	GTP	C5'-O5'-PA-O3A
8	R5	501	GTP	C5'-O5'-PA-O1A
8	R5	501	GTP	C5'-O5'-PA-O2A
8	S1	501	GTP	C5'-O5'-PA-O3A
8	S1	501	GTP	C5'-O5'-PA-O2A
8	S3	501	GTP	C5'-O5'-PA-O3A
8	S3	501	GTP	C5'-O5'-PA-O2A
8	S5	501	GTP	C5'-O5'-PA-O3A
8	S5	501	GTP	C5'-O5'-PA-O2A
8	T3	501	GTP	PB-O3A-PA-O5'
8	U3	501	GTP	C5'-O5'-PA-O1A
8	U5	501	GTP	C5'-O5'-PA-O3A
8	U5	501	GTP	C5'-O5'-PA-O1A
8	U5	501	GTP	C5'-O5'-PA-O2A
8	V0	501	GTP	C5'-O5'-PA-O3A
8	V0	501	GTP	C5'-O5'-PA-O1A
8	V0	501	GTP	C5'-O5'-PA-O2A
8	V0	501	GTP	O4'-C4'-C5'-O5'
8	V2	501	GTP	O4'-C4'-C5'-O5'
8	V4	501	GTP	C5'-O5'-PA-O3A
8	V4	501	GTP	C5'-O5'-PA-O2A
8	W0	501	GTP	C5'-O5'-PA-O3A

Continued on next page...

Continued from previous page...

Mol	Chain	Res	Type	Atoms
8	W2	501	GTP	C5'-O5'-PA-O3A
8	W2	501	GTP	C5'-O5'-PA-O1A
8	W2	501	GTP	C5'-O5'-PA-O2A
8	W4	501	GTP	C5'-O5'-PA-O3A
8	W4	501	GTP	C5'-O5'-PA-O2A
8	W4	501	GTP	O4'-C4'-C5'-O5'
8	W6	501	GTP	O4'-C4'-C5'-O5'
9	A5	501	GDP	C5'-O5'-PA-O1A
9	B0	501	GDP	C5'-O5'-PA-O3A
9	B0	501	GDP	C5'-O5'-PA-O1A
9	B4	501	GDP	C5'-O5'-PA-O3A
9	B4	501	GDP	C5'-O5'-PA-O1A
9	C0	501	GDP	C5'-O5'-PA-O1A
9	D2	501	GDP	C5'-O5'-PA-O1A
9	G3	501	GDP	C5'-O5'-PA-O1A
9	H5	501	GDP	C5'-O5'-PA-O1A
9	I1	501	GDP	C5'-O5'-PA-O3A
9	I1	501	GDP	C5'-O5'-PA-O1A
9	I3	501	GDP	C5'-O5'-PA-O1A
9	I5	501	GDP	C5'-O5'-PA-O1A
9	J0	501	GDP	C5'-O5'-PA-O1A
9	K1	501	GDP	C5'-O5'-PA-O1A
9	K5	501	GDP	C5'-O5'-PA-O3A
9	K5	501	GDP	C5'-O5'-PA-O1A
9	L1	501	GDP	C5'-O5'-PA-O3A
9	L1	501	GDP	C5'-O5'-PA-O1A
9	L3	501	GDP	C5'-O5'-PA-O3A
9	L3	501	GDP	C5'-O5'-PA-O1A
9	L5	501	GDP	C5'-O5'-PA-O1A
9	M3	501	GDP	C5'-O5'-PA-O1A
9	M5	501	GDP	C5'-O5'-PA-O1A
9	O1	501	GDP	C5'-O5'-PA-O1A
9	O3	501	GDP	C5'-O5'-PA-O1A
9	O5	501	GDP	C5'-O5'-PA-O1A
9	P1	501	GDP	C5'-O5'-PA-O1A
9	P3	501	GDP	C5'-O5'-PA-O1A
9	P5	501	GDP	C5'-O5'-PA-O1A
9	Q0	501	GDP	C5'-O5'-PA-O3A
9	Q0	501	GDP	C5'-O5'-PA-O1A
9	Q2	501	GDP	C5'-O5'-PA-O1A
9	S0	501	GDP	C5'-O5'-PA-O1A
9	S6	501	GDP	C5'-O5'-PA-O1A

Continued on next page...

Continued from previous page...

Mol	Chain	Res	Type	Atoms
9	T2	501	GDP	C5'-O5'-PA-O1A
9	T4	501	GDP	C5'-O5'-PA-O3A
9	T6	501	GDP	C5'-O5'-PA-O1A
9	U2	501	GDP	C5'-O5'-PA-O3A
9	U2	501	GDP	C5'-O5'-PA-O1A
9	V1	501	GDP	C5'-O5'-PA-O3A
9	V1	501	GDP	C5'-O5'-PA-O1A
9	V3	501	GDP	C5'-O5'-PA-O1A
9	V5	501	GDP	C5'-O5'-PA-O1A
9	W1	501	GDP	C5'-O5'-PA-O3A
9	W1	501	GDP	C5'-O5'-PA-O1A
9	W3	501	GDP	C5'-O5'-PA-O1A
9	W5	501	GDP	C5'-O5'-PA-O3A
9	W5	501	GDP	C5'-O5'-PA-O1A
8	B3	501	GTP	C3'-C4'-C5'-O5'
8	C5	501	GTP	O4'-C4'-C5'-O5'
8	C5	501	GTP	C3'-C4'-C5'-O5'
8	G2	501	GTP	C3'-C4'-C5'-O5'
8	H0	501	GTP	C3'-C4'-C5'-O5'
8	H4	501	GTP	C3'-C4'-C5'-O5'
8	O4	501	GTP	C3'-C4'-C5'-O5'
8	O6	501	GTP	O4'-C4'-C5'-O5'
8	O6	501	GTP	C3'-C4'-C5'-O5'
8	P6	501	GTP	C3'-C4'-C5'-O5'
8	Q3	501	GTP	C3'-C4'-C5'-O5'
8	Q5	501	GTP	O4'-C4'-C5'-O5'
8	Q5	501	GTP	C3'-C4'-C5'-O5'
8	U1	501	GTP	O4'-C4'-C5'-O5'
8	U1	501	GTP	C3'-C4'-C5'-O5'
8	U5	501	GTP	O4'-C4'-C5'-O5'
8	U5	501	GTP	C3'-C4'-C5'-O5'
8	V0	501	GTP	C3'-C4'-C5'-O5'
8	V2	501	GTP	C3'-C4'-C5'-O5'
8	V4	501	GTP	O4'-C4'-C5'-O5'
8	V4	501	GTP	C3'-C4'-C5'-O5'
8	W4	501	GTP	C3'-C4'-C5'-O5'
9	L1	501	GDP	O4'-C4'-C5'-O5'
9	L1	501	GDP	C3'-C4'-C5'-O5'
9	T4	501	GDP	O4'-C4'-C5'-O5'
8	D3	501	GTP	C4'-C5'-O5'-PA
8	W0	501	GTP	C4'-C5'-O5'-PA
8	A0	501	GTP	O4'-C4'-C5'-O5'

Continued on next page...

Continued from previous page...

Mol	Chain	Res	Type	Atoms
8	A0	501	GTP	C3'-C4'-C5'-O5'
8	G2	501	GTP	O4'-C4'-C5'-O5'
8	I4	501	GTP	O4'-C4'-C5'-O5'
8	I4	501	GTP	C3'-C4'-C5'-O5'
8	O0	501	GTP	O4'-C4'-C5'-O5'
8	O0	501	GTP	C3'-C4'-C5'-O5'
8	P4	501	GTP	O4'-C4'-C5'-O5'
8	P4	501	GTP	C3'-C4'-C5'-O5'
8	P6	501	GTP	O4'-C4'-C5'-O5'
9	F2	501	GDP	O4'-C4'-C5'-O5'
9	F2	501	GDP	C3'-C4'-C5'-O5'
9	K5	501	GDP	O4'-C4'-C5'-O5'
9	K5	501	GDP	C3'-C4'-C5'-O5'
9	T4	501	GDP	C3'-C4'-C5'-O5'
9	T6	501	GDP	O4'-C4'-C5'-O5'
9	T6	501	GDP	C3'-C4'-C5'-O5'
8	F3	501	GTP	C4'-C5'-O5'-PA
8	N0	501	GTP	O4'-C4'-C5'-O5'
8	N0	501	GTP	C3'-C4'-C5'-O5'
8	W6	501	GTP	C3'-C4'-C5'-O5'
8	B1	501	GTP	C3'-C4'-C5'-O5'
8	C3	501	GTP	C3'-C4'-C5'-O5'
8	D1	501	GTP	C3'-C4'-C5'-O5'
8	N4	501	GTP	C3'-C4'-C5'-O5'
9	S6	501	GDP	C3'-C4'-C5'-O5'
8	B1	501	GTP	O4'-C4'-C5'-O5'
8	B5	501	GTP	C3'-C4'-C5'-O5'
8	D1	501	GTP	O4'-C4'-C5'-O5'
8	H2	501	GTP	C3'-C4'-C5'-O5'
8	I6	501	GTP	C3'-C4'-C5'-O5'
8	N4	501	GTP	O4'-C4'-C5'-O5'
8	N6	501	GTP	C3'-C4'-C5'-O5'
8	R3	501	GTP	C3'-C4'-C5'-O5'
9	G3	501	GDP	C3'-C4'-C5'-O5'
9	P1	501	GDP	C3'-C4'-C5'-O5'
9	S6	501	GDP	O4'-C4'-C5'-O5'
8	D5	501	GTP	C4'-C5'-O5'-PA
8	O2	501	GTP	C4'-C5'-O5'-PA
9	T2	501	GDP	C3'-C4'-C5'-O5'
8	S3	501	GTP	C4'-C5'-O5'-PA
8	A4	501	GTP	C3'-C4'-C5'-O5'
8	Q1	501	GTP	C3'-C4'-C5'-O5'

Continued on next page...

Continued from previous page...

Mol	Chain	Res	Type	Atoms
9	Q4	501	GDP	C3'-C4'-C5'-O5'
8	D1	501	GTP	PB-O3A-PA-O1A
8	F3	501	GTP	PB-O3A-PA-O1A
8	H2	501	GTP	PB-O3A-PA-O1A
8	Q3	501	GTP	PA-O3A-PB-O1B
8	Q3	501	GTP	PB-O3A-PA-O1A
8	C3	501	GTP	O4'-C4'-C5'-O5'
8	H2	501	GTP	O4'-C4'-C5'-O5'
8	C5	501	GTP	C4'-C5'-O5'-PA
8	J1	501	GTP	C4'-C5'-O5'-PA
8	L2	501	GTP	C4'-C5'-O5'-PA
8	L4	501	GTP	C4'-C5'-O5'-PA
8	L6	501	GTP	C4'-C5'-O5'-PA
8	P1	502	GTP	C4'-C5'-O5'-PA
8	S5	501	GTP	C4'-C5'-O5'-PA
9	G3	501	GDP	O4'-C4'-C5'-O5'
8	A2	501	GTP	PB-O3A-PA-O5'
8	A4	501	GTP	PB-O3A-PA-O5'
8	A6	501	GTP	PB-O3A-PA-O5'
8	B3	501	GTP	PB-O3A-PA-O5'
8	G0	501	GTP	PB-O3A-PA-O5'
8	H0	501	GTP	PB-O3A-PA-O5'
8	H4	501	GTP	PB-O3A-PA-O5'
8	N0	501	GTP	PB-O3A-PA-O5'
8	N2	501	GTP	PB-O3A-PA-O5'
8	O4	501	GTP	PB-O3A-PA-O5'
8	O6	501	GTP	PB-O3A-PA-O5'
8	P4	501	GTP	PB-O3A-PA-O5'
8	Q3	501	GTP	PB-O3A-PA-O5'
8	T1	501	GTP	PB-O3A-PA-O5'
8	T5	501	GTP	PB-O3A-PA-O5'
8	U1	501	GTP	PB-O3A-PA-O5'
8	U3	501	GTP	PB-O3A-PA-O5'
8	U5	501	GTP	PB-O3A-PA-O5'
8	V2	501	GTP	PB-O3A-PA-O5'
8	V4	501	GTP	PB-O3A-PA-O5'
8	W4	501	GTP	PB-O3A-PA-O5'
8	M0	501	GTP	C4'-C5'-O5'-PA
8	M4	501	GTP	C3'-C4'-C5'-O5'
8	P0	501	GTP	C3'-C4'-C5'-O5'
8	T3	501	GTP	C3'-C4'-C5'-O5'
9	O5	501	GDP	C3'-C4'-C5'-O5'

Continued on next page...

Continued from previous page...

Mol	Chain	Res	Type	Atoms
9	B2	501	GDP	PA-O3A-PB-O2B
9	B4	501	GDP	PA-O3A-PB-O2B
8	B5	501	GTP	O4'-C4'-C5'-O5'
8	N6	501	GTP	O4'-C4'-C5'-O5'
9	F6	501	GDP	C3'-C4'-C5'-O5'
9	K3	501	GDP	C3'-C4'-C5'-O5'
9	P1	501	GDP	O4'-C4'-C5'-O5'
9	Q0	501	GDP	C3'-C4'-C5'-O5'
9	T0	501	GDP	C3'-C4'-C5'-O5'
8	H2	501	GTP	C4'-C5'-O5'-PA
8	I6	501	GTP	C4'-C5'-O5'-PA
8	S1	501	GTP	C4'-C5'-O5'-PA
8	W2	501	GTP	C4'-C5'-O5'-PA
8	C3	501	GTP	PB-O3A-PA-O2A
8	E1	501	GTP	PB-O3A-PA-O2A
8	E3	501	GTP	PB-O3A-PA-O2A
8	F5	501	GTP	PA-O3A-PB-O1B
8	I6	501	GTP	PB-O3A-PA-O2A
8	K2	501	GTP	PA-O3A-PB-O2B
8	K4	501	GTP	PA-O3A-PB-O2B
8	M0	501	GTP	PA-O3A-PB-O2B
8	M4	501	GTP	PA-O3A-PB-O2B
8	O6	501	GTP	PA-O3A-PB-O2B
8	S5	501	GTP	PA-O3A-PB-O2B
8	U5	501	GTP	PB-O3A-PA-O1A
8	V4	501	GTP	PA-O3A-PB-O2B
8	W4	501	GTP	PA-O3A-PB-O2B
9	S0	501	GDP	C3'-C4'-C5'-O5'
8	E1	501	GTP	C4'-C5'-O5'-PA
8	L0	501	GTP	C4'-C5'-O5'-PA
8	M4	501	GTP	C4'-C5'-O5'-PA
8	R3	501	GTP	C4'-C5'-O5'-PA
8	U5	501	GTP	C4'-C5'-O5'-PA
8	V0	501	GTP	C4'-C5'-O5'-PA
8	I6	501	GTP	O4'-C4'-C5'-O5'
8	Q1	501	GTP	O4'-C4'-C5'-O5'
9	T2	501	GDP	O4'-C4'-C5'-O5'
8	B1	501	GTP	C5'-O5'-PA-O1A
8	B5	501	GTP	C5'-O5'-PA-O1A
8	C3	501	GTP	C5'-O5'-PA-O2A
8	F5	501	GTP	C5'-O5'-PA-O1A
8	H2	501	GTP	C5'-O5'-PA-O3A

Continued on next page...

Continued from previous page...

Mol	Chain	Res	Type	Atoms
8	H2	501	GTP	C5'-O5'-PA-O2A
8	I2	501	GTP	C5'-O5'-PA-O2A
8	N4	501	GTP	C5'-O5'-PA-O1A
8	N6	501	GTP	C5'-O5'-PA-O1A
8	O0	501	GTP	C5'-O5'-PA-O1A
8	T3	501	GTP	C5'-O5'-PA-O1A
8	T5	501	GTP	C5'-O5'-PA-O1A
8	V2	501	GTP	C5'-O5'-PA-O1A
9	A1	501	GDP	C5'-O5'-PA-O1A
9	A3	501	GDP	C5'-O5'-PA-O1A
9	B2	501	GDP	C5'-O5'-PA-O1A
9	C2	501	GDP	C5'-O5'-PA-O1A
9	C4	501	GDP	C5'-O5'-PA-O1A
9	D0	501	GDP	C5'-O5'-PA-O1A
9	D4	501	GDP	C5'-O5'-PA-O1A
9	D6	501	GDP	C5'-O5'-PA-O1A
9	E2	501	GDP	C5'-O5'-PA-O1A
9	E4	501	GDP	C5'-O5'-PA-O1A
9	E6	501	GDP	C5'-O5'-PA-O1A
9	F0	501	GDP	C5'-O5'-PA-O1A
9	F2	501	GDP	C5'-O5'-PA-O1A
9	F4	501	GDP	C5'-O5'-PA-O1A
9	F6	501	GDP	C5'-O5'-PA-O1A
9	G1	501	GDP	C5'-O5'-PA-O1A
9	H3	501	GDP	C5'-O5'-PA-O1A
9	J2	501	GDP	C5'-O5'-PA-O1A
9	J4	501	GDP	C5'-O5'-PA-O1A
9	J6	501	GDP	C5'-O5'-PA-O1A
9	K3	501	GDP	C5'-O5'-PA-O1A
9	M3	501	GDP	C5'-O5'-PA-O3A
9	N1	501	GDP	C5'-O5'-PA-O1A
9	N3	501	GDP	C5'-O5'-PA-O1A
9	N5	501	GDP	C5'-O5'-PA-O1A
9	O5	501	GDP	C5'-O5'-PA-O3A
9	P5	501	GDP	C5'-O5'-PA-O3A
9	Q4	501	GDP	C5'-O5'-PA-O1A
9	R6	501	GDP	C5'-O5'-PA-O1A
9	T4	501	GDP	C5'-O5'-PA-O1A
9	T6	501	GDP	C5'-O5'-PA-O3A
9	U0	501	GDP	C5'-O5'-PA-O1A
9	U4	501	GDP	C5'-O5'-PA-O1A
9	U6	501	GDP	C5'-O5'-PA-O1A

Continued on next page...

Continued from previous page...

Mol	Chain	Res	Type	Atoms
9	V5	501	GDP	C5'-O5'-PA-O3A
8	C1	501	GTP	C4'-C5'-O5'-PA
8	C3	501	GTP	C4'-C5'-O5'-PA
8	F1	501	GTP	C4'-C5'-O5'-PA
8	I0	501	GTP	C4'-C5'-O5'-PA
8	J3	501	GTP	C4'-C5'-O5'-PA
8	J5	501	GTP	C4'-C5'-O5'-PA
8	K0	501	GTP	C4'-C5'-O5'-PA
8	K2	501	GTP	C4'-C5'-O5'-PA
8	K4	501	GTP	C4'-C5'-O5'-PA
8	M2	501	GTP	C4'-C5'-O5'-PA
8	M6	501	GTP	C4'-C5'-O5'-PA
8	O6	501	GTP	C4'-C5'-O5'-PA
8	P0	501	GTP	C4'-C5'-O5'-PA
8	P6	501	GTP	C4'-C5'-O5'-PA
8	Q1	501	GTP	C4'-C5'-O5'-PA
8	Q3	501	GTP	C4'-C5'-O5'-PA
8	Q5	501	GTP	C4'-C5'-O5'-PA
8	V4	501	GTP	C4'-C5'-O5'-PA
8	W4	501	GTP	C4'-C5'-O5'-PA
8	W6	501	GTP	C4'-C5'-O5'-PA
8	G4	501	GTP	C3'-C4'-C5'-O5'
8	T3	501	GTP	O4'-C4'-C5'-O5'
9	L5	501	GDP	C3'-C4'-C5'-O5'
9	Q4	501	GDP	O4'-C4'-C5'-O5'
8	I2	501	GTP	C4'-C5'-O5'-PA
8	V2	501	GTP	C4'-C5'-O5'-PA
8	C5	501	GTP	PA-O3A-PB-O2B
8	F1	501	GTP	PA-O3A-PB-O2B
8	F3	501	GTP	PA-O3A-PB-O1B
8	I0	501	GTP	PB-O3A-PA-O2A
8	K0	501	GTP	PA-O3A-PB-O2B
8	L0	501	GTP	PA-O3A-PB-O2B
8	L2	501	GTP	PA-O3A-PB-O2B
8	L4	501	GTP	PA-O3A-PB-O2B
8	L6	501	GTP	PA-O3A-PB-O2B
8	M2	501	GTP	PA-O3A-PB-O2B
8	M6	501	GTP	PA-O3A-PB-O2B
8	P0	501	GTP	PA-O3A-PB-O2B
8	Q5	501	GTP	PA-O3A-PB-O2B
8	R5	501	GTP	PB-O3A-PA-O2A
8	S1	501	GTP	PA-O3A-PB-O1B

Continued on next page...

Continued from previous page...

Mol	Chain	Res	Type	Atoms
8	S3	501	GTP	PA-O3A-PB-O2B
8	W2	501	GTP	PB-O3A-PA-O2A
8	J3	501	GTP	C3'-C4'-C5'-O5'
9	O3	501	GDP	C3'-C4'-C5'-O5'
8	E3	501	GTP	C4'-C5'-O5'-PA
8	H0	501	GTP	C4'-C5'-O5'-PA
8	O4	501	GTP	C4'-C5'-O5'-PA
8	U3	501	GTP	C4'-C5'-O5'-PA
8	A2	501	GTP	C3'-C4'-C5'-O5'
8	T5	501	GTP	C3'-C4'-C5'-O5'
9	A5	501	GDP	C3'-C4'-C5'-O5'
8	B5	501	GTP	C4'-C5'-O5'-PA
8	E5	501	GTP	C4'-C5'-O5'-PA
8	G4	501	GTP	C4'-C5'-O5'-PA
8	N0	501	GTP	C4'-C5'-O5'-PA
8	R1	501	GTP	C4'-C5'-O5'-PA
8	T3	501	GTP	C4'-C5'-O5'-PA
8	A4	501	GTP	O4'-C4'-C5'-O5'
8	R3	501	GTP	O4'-C4'-C5'-O5'
9	W5	501	GDP	C3'-C4'-C5'-O5'
8	A2	501	GTP	C4'-C5'-O5'-PA
8	A6	501	GTP	C4'-C5'-O5'-PA
8	B1	501	GTP	C4'-C5'-O5'-PA
8	G2	501	GTP	C4'-C5'-O5'-PA
8	H4	501	GTP	C4'-C5'-O5'-PA
8	N2	501	GTP	C4'-C5'-O5'-PA
8	N4	501	GTP	C4'-C5'-O5'-PA
8	U1	501	GTP	C4'-C5'-O5'-PA
8	I0	501	GTP	C3'-C4'-C5'-O5'
8	M4	501	GTP	O4'-C4'-C5'-O5'
8	P0	501	GTP	O4'-C4'-C5'-O5'
9	F0	501	GDP	C3'-C4'-C5'-O5'
9	F6	501	GDP	O4'-C4'-C5'-O5'
9	O5	501	GDP	O4'-C4'-C5'-O5'
9	T0	501	GDP	O4'-C4'-C5'-O5'
8	Q3	501	GTP	PA-O3A-PB-O2B
8	Q5	501	GTP	PA-O3A-PB-O1B
8	S3	501	GTP	PB-O3A-PA-O1A
8	F5	501	GTP	C4'-C5'-O5'-PA
8	G0	501	GTP	C4'-C5'-O5'-PA
8	N6	501	GTP	C4'-C5'-O5'-PA
9	K3	501	GDP	O4'-C4'-C5'-O5'

Continued on next page...

Continued from previous page...

Mol	Chain	Res	Type	Atoms
9	Q0	501	GDP	O4'-C4'-C5'-O5'
9	S0	501	GDP	O4'-C4'-C5'-O5'
8	I4	501	GTP	C4'-C5'-O5'-PA
8	P4	501	GTP	C4'-C5'-O5'-PA
8	T1	501	GTP	C4'-C5'-O5'-PA
9	M3	501	GDP	C3'-C4'-C5'-O5'
8	B3	501	GTP	C4'-C5'-O5'-PA
8	O0	501	GTP	C4'-C5'-O5'-PA
9	E2	501	GDP	C3'-C4'-C5'-O5'
9	E6	501	GDP	C3'-C4'-C5'-O5'
8	G4	501	GTP	O4'-C4'-C5'-O5'
8	W0	501	GTP	C3'-C4'-C5'-O5'
9	A1	501	GDP	C3'-C4'-C5'-O5'
9	L3	501	GDP	C3'-C4'-C5'-O5'
9	R2	501	GDP	C3'-C4'-C5'-O5'
9	U2	501	GDP	C3'-C4'-C5'-O5'
8	A4	501	GTP	C4'-C5'-O5'-PA
8	R5	501	GTP	C4'-C5'-O5'-PA
8	C3	501	GTP	PB-O3A-PA-O1A
8	D1	501	GTP	PB-O3A-PA-O2A
8	E1	501	GTP	PB-O3A-PA-O1A
8	E3	501	GTP	PB-O3A-PA-O1A
8	E5	501	GTP	PB-O3A-PA-O2A
8	F1	501	GTP	PA-O3A-PB-O1B
8	F3	501	GTP	PA-O3A-PB-O2B
8	H2	501	GTP	PB-O3A-PA-O2A
8	I0	501	GTP	PB-O3A-PA-O1A
8	I6	501	GTP	PB-O3A-PA-O1A
8	J5	501	GTP	PA-O3A-PB-O1B
8	J5	501	GTP	PA-O3A-PB-O2B
8	K0	501	GTP	PA-O3A-PB-O1B
8	K2	501	GTP	PA-O3A-PB-O1B
8	K4	501	GTP	PA-O3A-PB-O1B
8	L4	501	GTP	PA-O3A-PB-O1B
8	L6	501	GTP	PA-O3A-PB-O1B
8	M0	501	GTP	PA-O3A-PB-O1B
8	M4	501	GTP	PA-O3A-PB-O1B
8	P6	501	GTP	PA-O3A-PB-O1B
8	P6	501	GTP	PA-O3A-PB-O2B
8	R5	501	GTP	PB-O3A-PA-O1A
8	S1	501	GTP	PA-O3A-PB-O2B
8	S3	501	GTP	PA-O3A-PB-O1B

Continued on next page...

Continued from previous page...

Mol	Chain	Res	Type	Atoms
8	S5	501	GTP	PA-O3A-PB-O1B
9	T0	501	GDP	PB-O3A-PA-O2A
8	R1	501	GTP	C3'-C4'-C5'-O5'
9	C0	501	GDP	C3'-C4'-C5'-O5'
8	D1	501	GTP	C4'-C5'-O5'-PA
8	A2	501	GTP	O4'-C4'-C5'-O5'
8	T5	501	GTP	O4'-C4'-C5'-O5'
9	F0	501	GDP	O4'-C4'-C5'-O5'
8	C5	501	GTP	PA-O3A-PB-O1B
8	E5	501	GTP	PB-O3A-PA-O1A
8	F5	501	GTP	PG-O3B-PB-O2B
8	I2	501	GTP	PG-O3B-PB-O2B
8	L0	501	GTP	PA-O3A-PB-O1B
8	L2	501	GTP	PA-O3A-PB-O1B
8	M2	501	GTP	PA-O3A-PB-O1B
8	M6	501	GTP	PA-O3A-PB-O1B
8	O4	501	GTP	PB-O3A-PA-O2A
8	P0	501	GTP	PA-O3A-PB-O1B
8	P4	501	GTP	PB-O3A-PA-O1A
8	P4	501	GTP	PB-O3A-PA-O2A
8	T1	501	GTP	PB-O3A-PA-O2A
8	W2	501	GTP	PB-O3A-PA-O1A
9	T0	501	GDP	PB-O3A-PA-O1A
9	L5	501	GDP	O4'-C4'-C5'-O5'
9	O1	501	GDP	C3'-C4'-C5'-O5'
9	O3	501	GDP	O4'-C4'-C5'-O5'

There are no ring outliers.

100 monomers are involved in 1102 short contacts:

Mol	Chain	Res	Type	Clashes	Symm-Clashes
9	L1	501	GDP	1	0
8	I2	501	GTP	1	0
8	U1	501	GTP	8	0
9	R2	501	GDP	9	0
8	G0	501	GTP	2	0
9	Q4	501	GDP	23	0
9	S0	501	GDP	4	0
9	P5	501	GDP	23	0
9	R4	501	GDP	19	0
8	R5	501	GTP	41	0
8	O0	501	GTP	8	0

Continued on next page...

Continued from previous page...

Mol	Chain	Res	Type	Clashes	Symm-Clashes
8	V4	501	GTP	8	0
8	K4	501	GTP	1	0
8	N4	501	GTP	15	0
8	G4	501	GTP	1	0
8	J5	501	GTP	1	0
9	T6	501	GDP	41	0
8	B5	501	GTP	1	0
9	F6	501	GDP	1	0
9	T4	501	GDP	13	0
9	G1	501	GDP	2	0
9	S6	501	GDP	52	0
9	C4	501	GDP	1	0
9	C0	501	GDP	1	0
9	F4	501	GDP	3	0
8	I0	501	GTP	1	0
9	N5	501	GDP	29	0
9	R0	501	GDP	5	0
9	V3	501	GDP	3	0
8	M2	501	GTP	1	0
9	U6	501	GDP	9	0
9	W1	501	GDP	6	0
9	N3	501	GDP	6	0
8	S1	501	GTP	23	0
8	I6	501	GTP	1	0
8	Q3	501	GTP	8	0
9	J4	501	GDP	1	0
9	E6	501	GDP	1	0
9	O3	501	GDP	1	0
8	J1	501	GTP	1	0
8	O6	501	GTP	55	0
8	F1	501	GTP	1	0
8	V2	501	GTP	5	0
8	K0	501	GTP	2	0
8	P1	502	GTP	6	0
9	S2	501	GDP	8	0
8	C5	501	GTP	1	0
8	K2	501	GTP	1	0
8	A0	501	GTP	1	0
8	Q5	501	GTP	58	0
8	D3	501	GTP	2	0
9	U2	501	GDP	1	0
8	O2	501	GTP	5	0

Continued on next page...

Continued from previous page...

Mol	Chain	Res	Type	Clashes	Symm-Clashes
8	W0	501	GTP	8	0
8	W6	501	GTP	20	0
9	F0	501	GDP	1	0
9	Q2	501	GDP	1	0
8	T5	501	GTP	45	0
8	T1	501	GTP	7	0
8	J3	501	GTP	1	0
8	W2	501	GTP	6	0
8	N6	501	GTP	53	0
8	F5	501	GTP	1	0
9	D4	501	GDP	2	0
9	V1	501	GDP	8	0
9	D6	501	GDP	2	0
8	T3	501	GTP	13	0
9	D2	501	GDP	2	0
8	P4	501	GTP	24	0
9	T0	501	GDP	8	0
8	U3	501	GTP	7	0
8	O4	501	GTP	23	0
9	Q0	501	GDP	4	0
8	Q1	501	GTP	16	0
9	O5	501	GDP	36	0
8	G2	501	GTP	1	0
9	U4	501	GDP	4	0
9	P1	501	GDP	3	0
9	P3	501	GDP	3	0
9	O1	501	GDP	3	0
8	R1	501	GTP	21	0
9	W5	501	GDP	8	0
8	P0	501	GTP	9	0
8	V0	501	GTP	9	0
8	D5	501	GTP	1	0
9	R6	501	GDP	28	0
8	E1	501	GTP	1	0
9	N1	501	GDP	2	0
8	R3	501	GTP	2	0
8	N0	501	GTP	8	0
8	S3	501	GTP	11	0
8	S5	501	GTP	38	0
9	S4	501	GDP	5	0
8	M4	501	GTP	1	0
9	T2	501	GDP	8	0

Continued on next page...

Continued from previous page...

Mol	Chain	Res	Type	Clashes	Symm-Clashes
8	U5	501	GTP	37	0
9	U0	501	GDP	3	0
9	V5	501	GDP	5	0
8	W4	501	GTP	7	0
8	P6	501	GTP	74	0

The following is a two-dimensional graphical depiction of Mogul quality analysis of bond lengths, bond angles, torsion angles, and ring geometry for all instances of the Ligand of Interest. In addition, ligands with molecular weight > 250 and outliers as shown on the validation Tables will also be included. For torsion angles, if less then 5% of the Mogul distribution of torsion angles is within 10 degrees of the torsion angle in question, then that torsion angle is considered an outlier. Any bond that is central to one or more torsion angles identified as an outlier by Mogul will be highlighted in the graph. For rings, the root-mean-square deviation (RMSD) between the ring in question and similar rings identified by Mogul is calculated over all ring torsion angles. If the average RMSD is greater than 60 degrees and the minimal RMSD between the ring in question and any Mogul-identified rings is also greater than 60 degrees, then that ring is considered an outlier. The outliers are highlighted in purple. The color gray indicates Mogul did not find sufficient equivalents in the CSD to analyse the geometry.

Ligand GDP L1 501

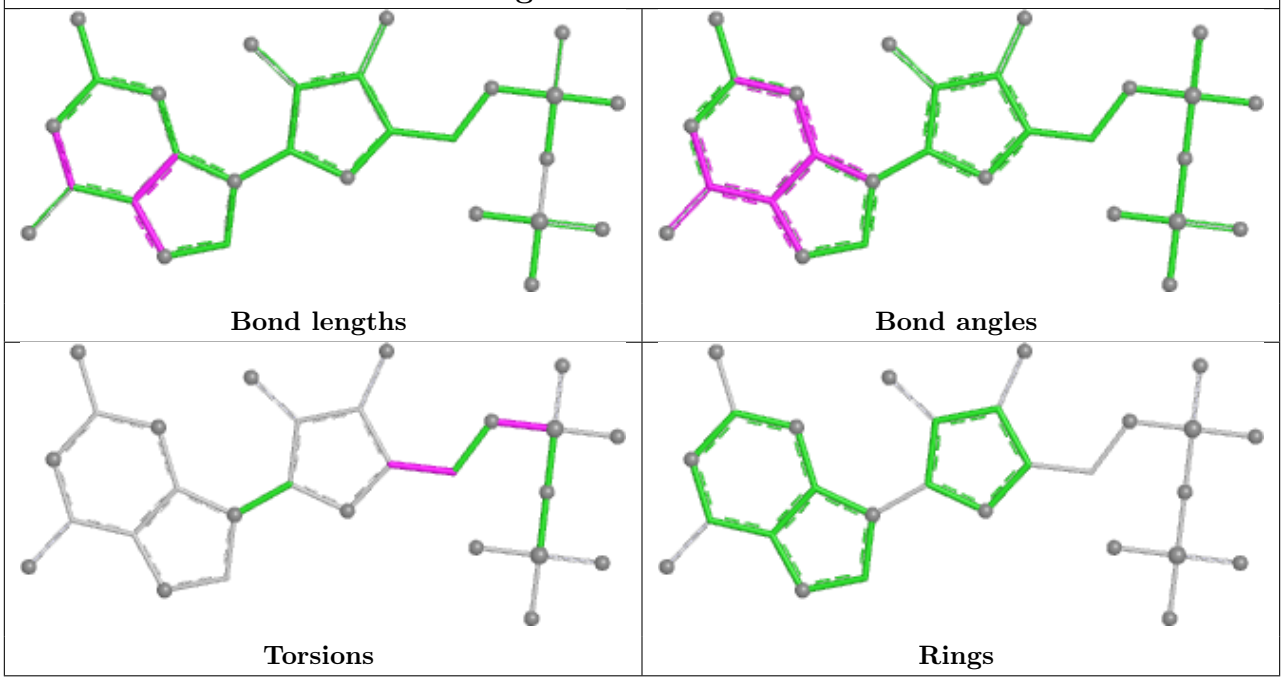

Ligand GTP I2 501

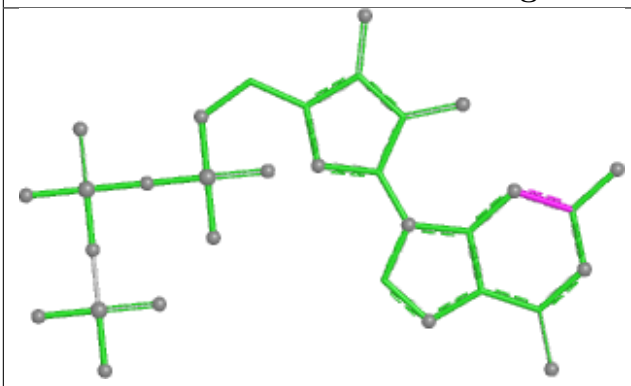

Bond lengths

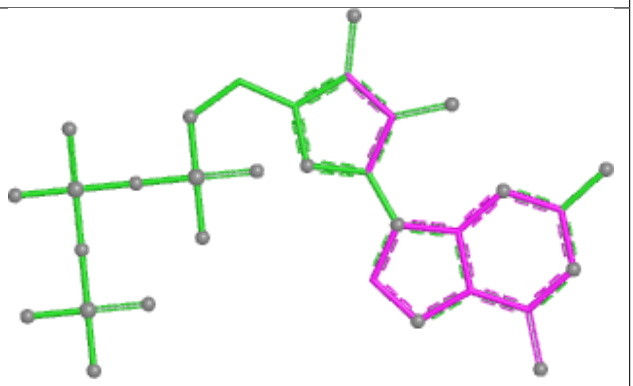

Bond angles

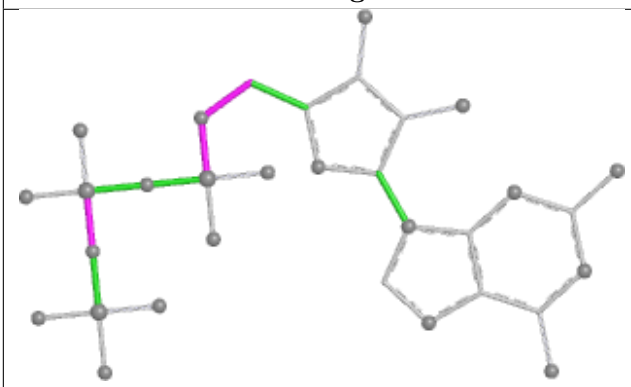

Torsions

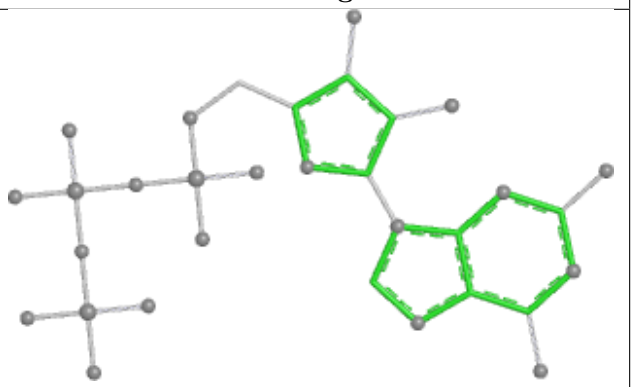

Rings

Ligand GDP H1 501

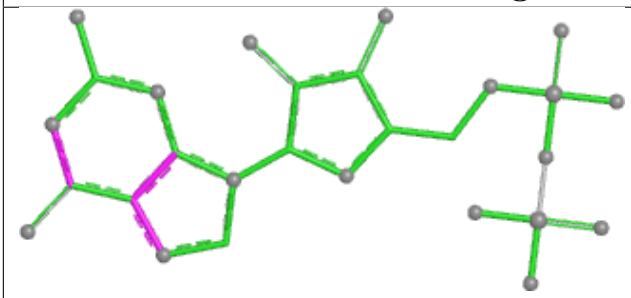

Bond lengths

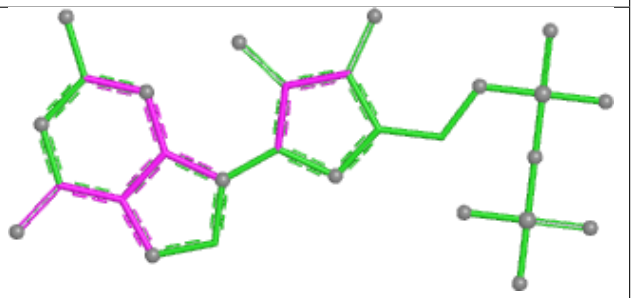

Bond angles

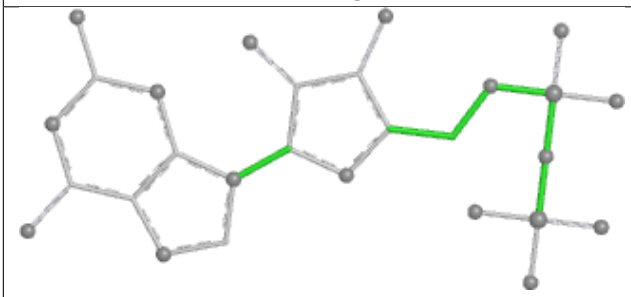

Torsions

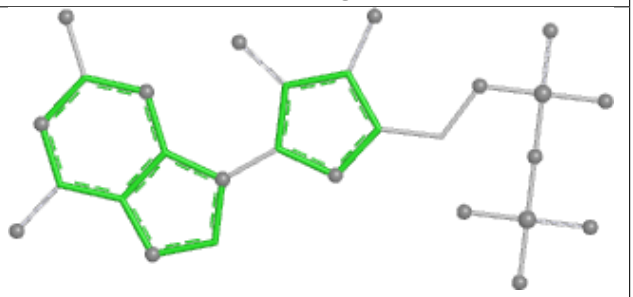

Rings

Ligand GTP H4 501

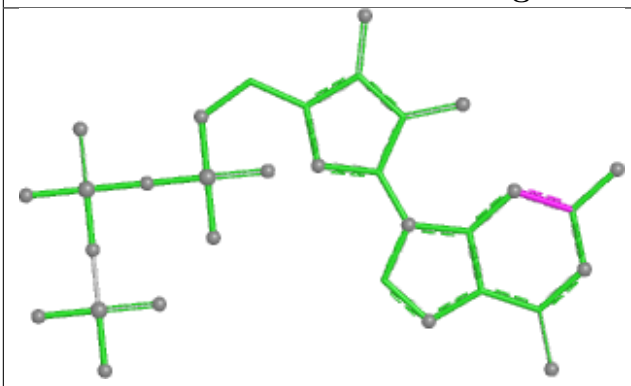

Bond lengths

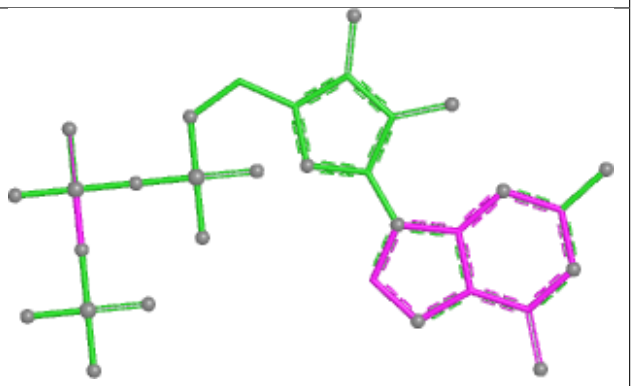

Bond angles

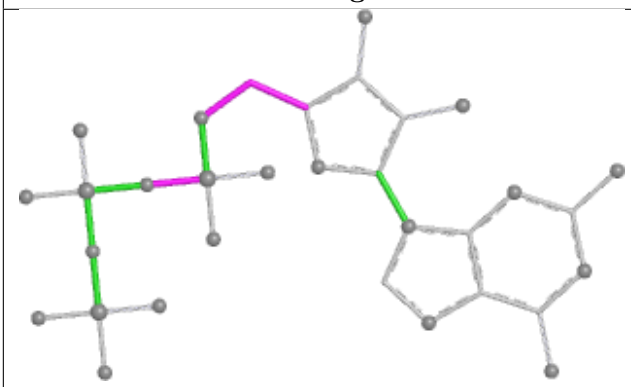

Torsions

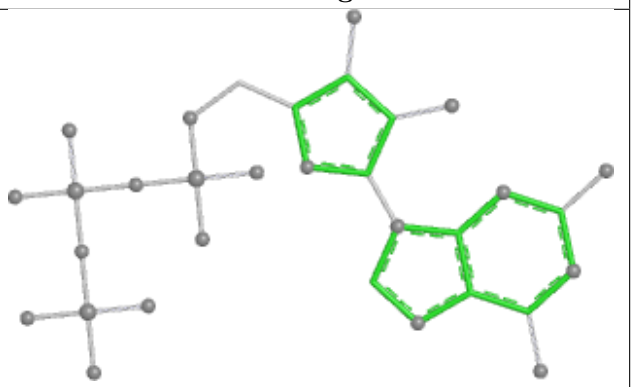

Rings

Ligand GTP U1 501

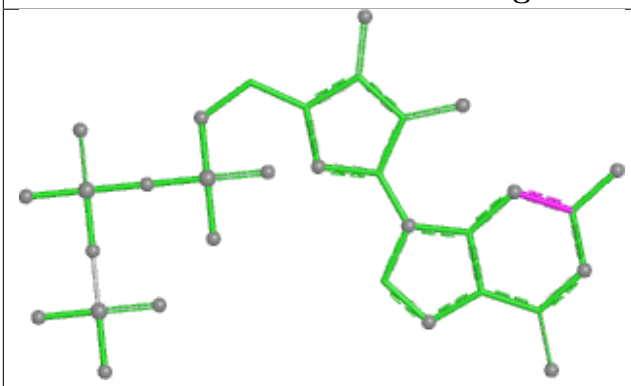

Bond lengths

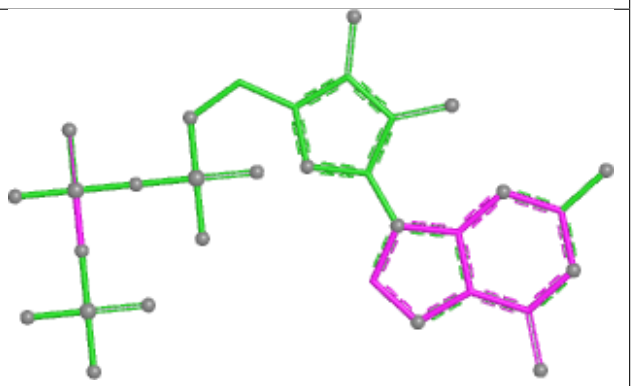

Bond angles

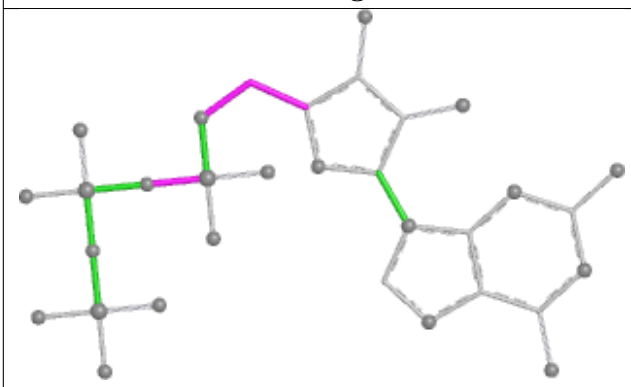

Torsions

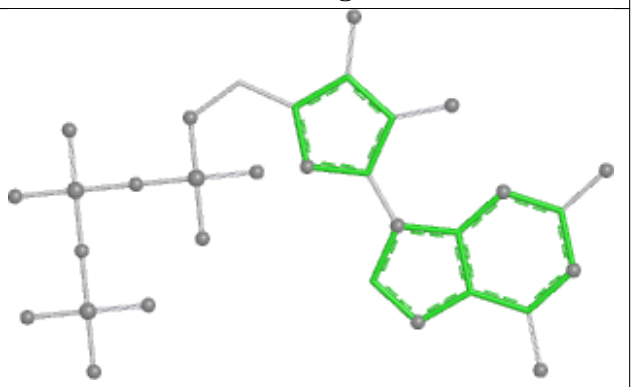

Rings

Ligand GDP R2 501	
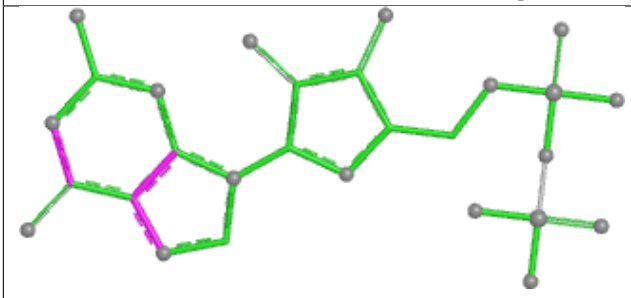	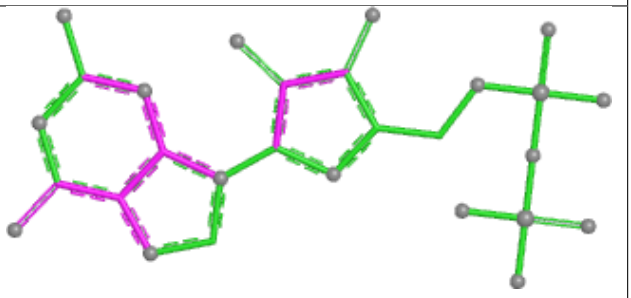
Bond lengths	Bond angles
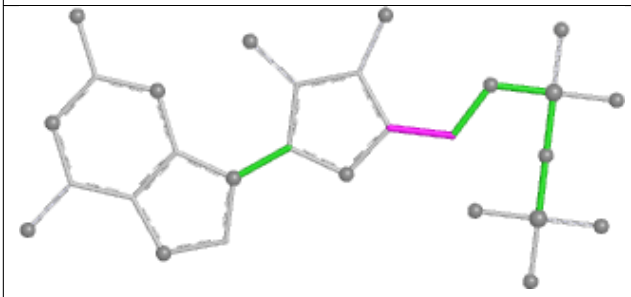	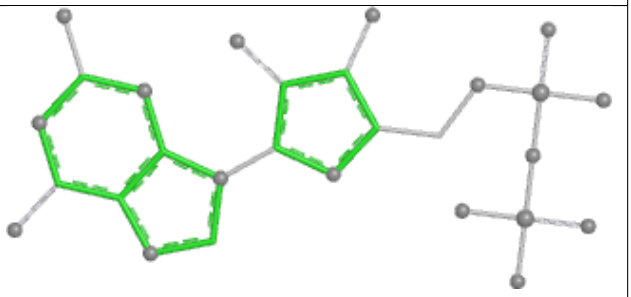
Torsions	Rings

Ligand GTP G0 501	
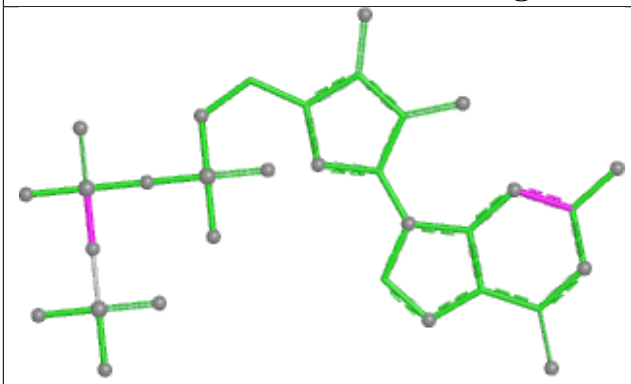	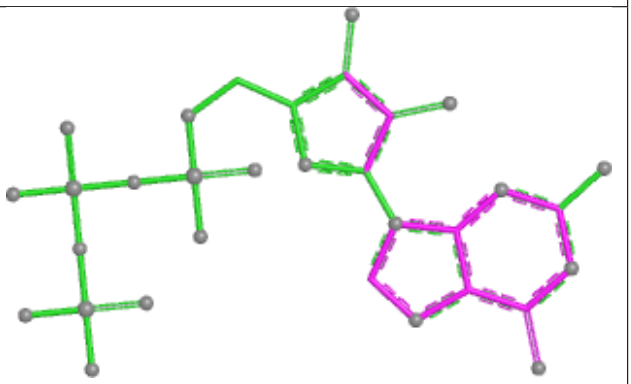
Bond lengths	Bond angles
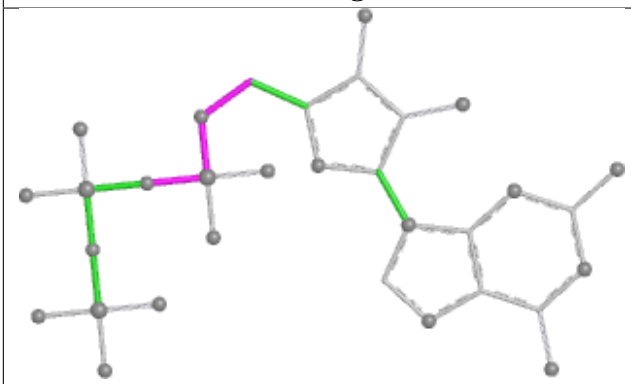	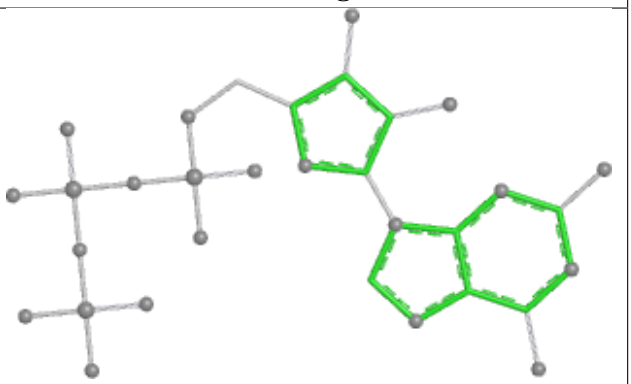
Torsions	Rings

Ligand GTP M6 501

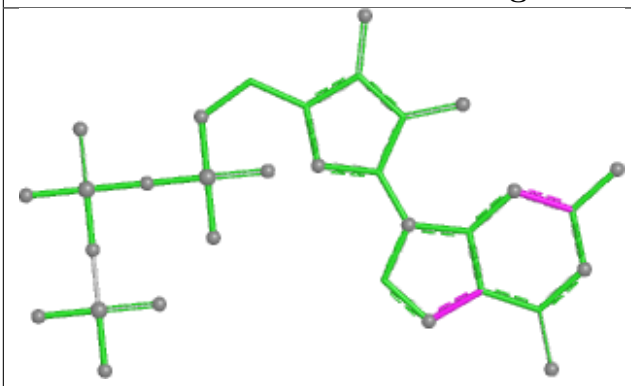

Bond lengths

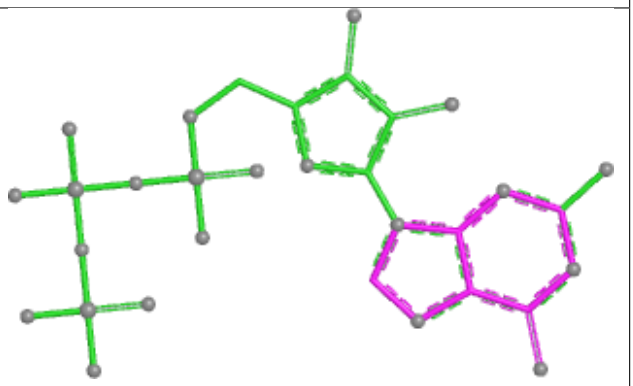

Bond angles

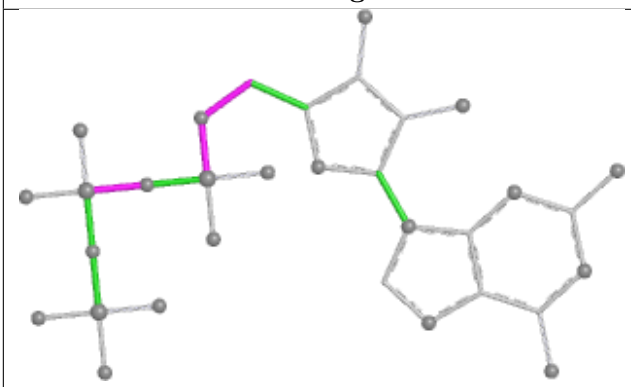

Torsions

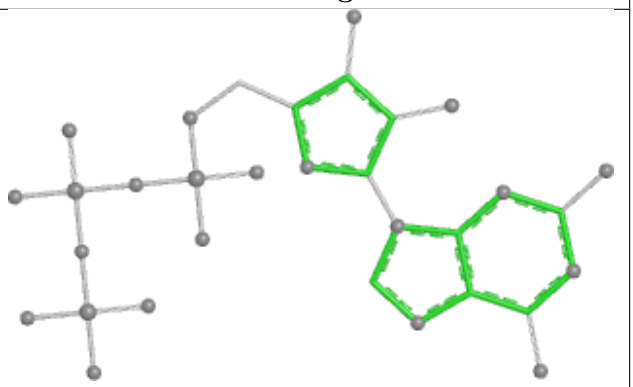

Rings

Ligand GDP Q4 501

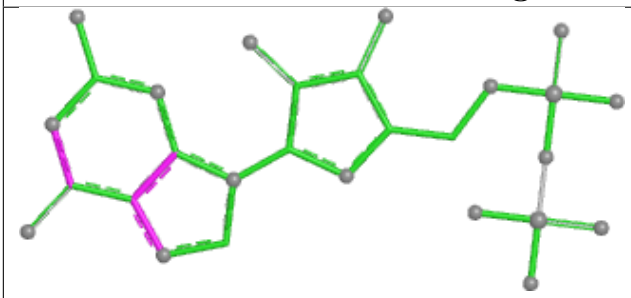

Bond lengths

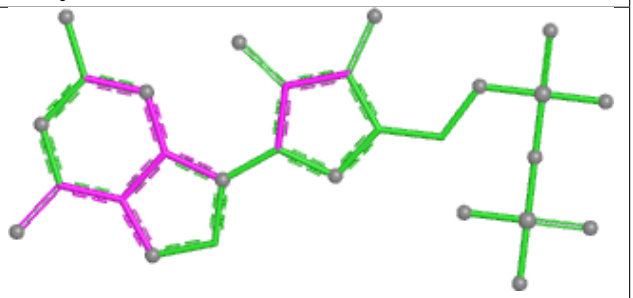

Bond angles

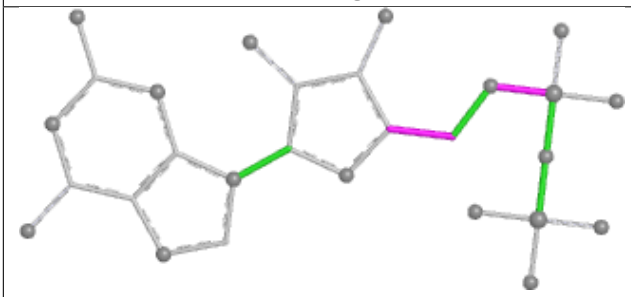

Torsions

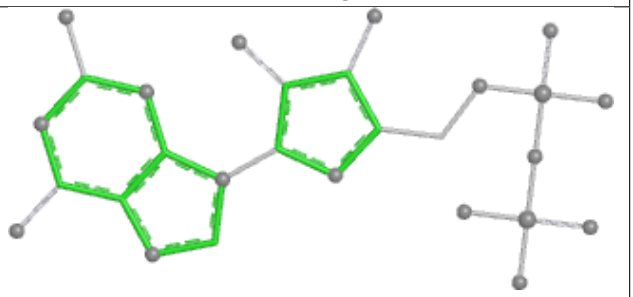

Rings

Ligand GDP S0 501

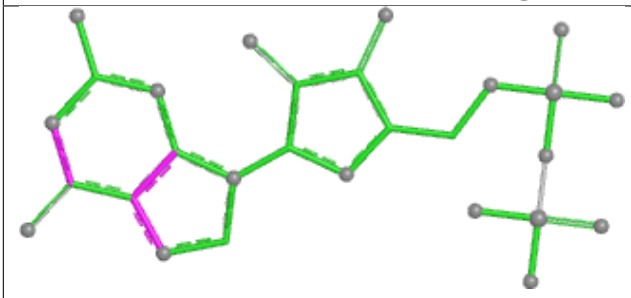

Bond lengths

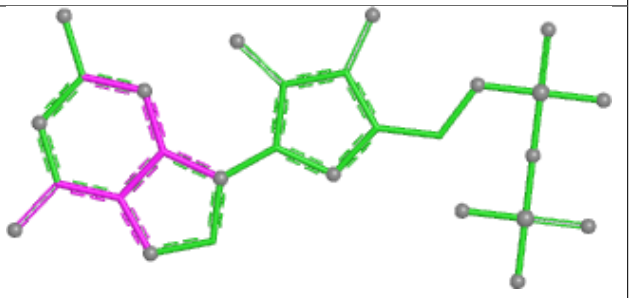

Bond angles

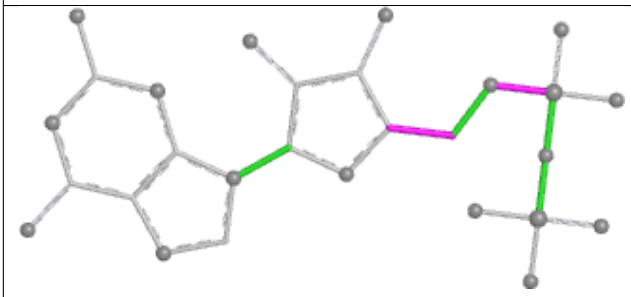

Torsions

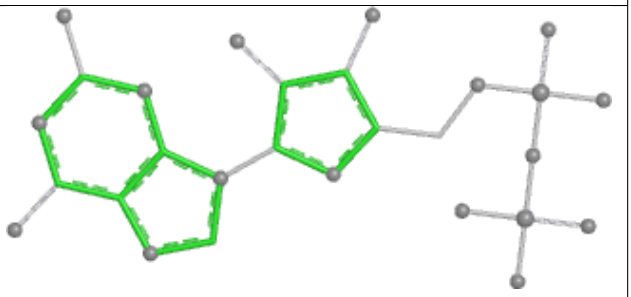

Rings

Ligand GDP P5 501

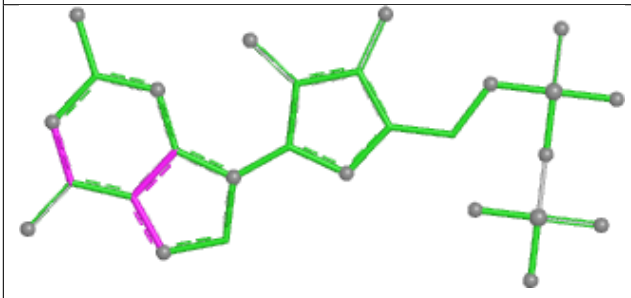

Bond lengths

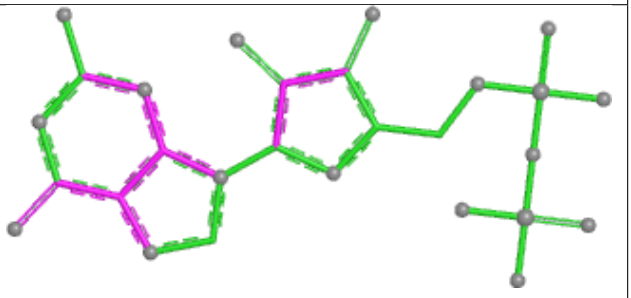

Bond angles

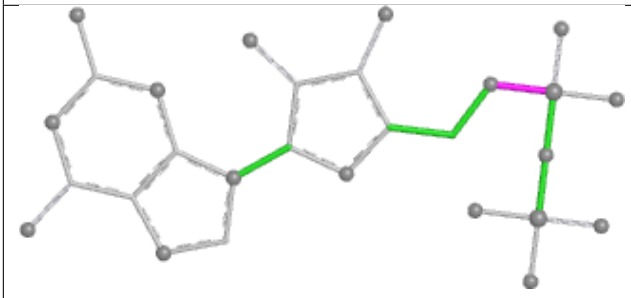

Torsions

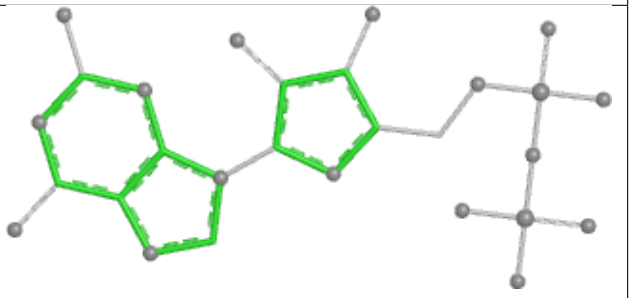

Rings

Ligand GDP R4 501

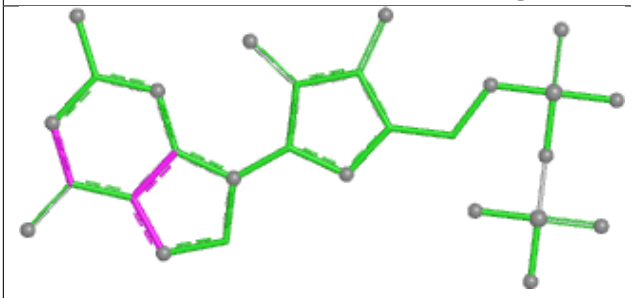

Bond lengths

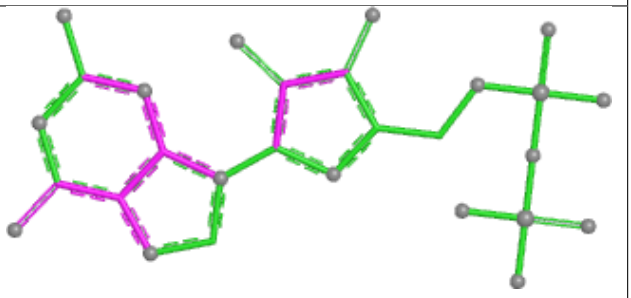

Bond angles

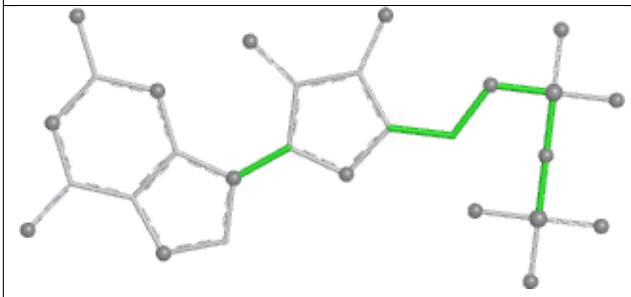

Torsions

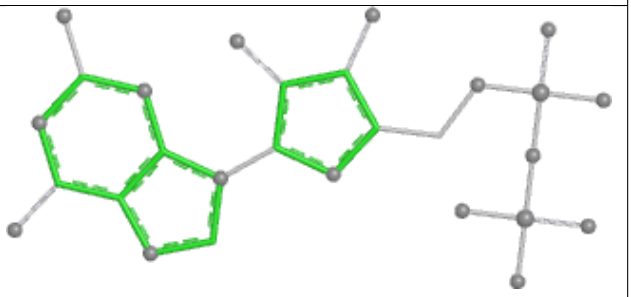

Rings

Ligand GDP M1 501

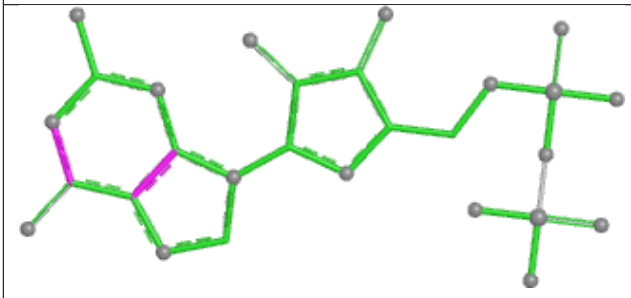

Bond lengths

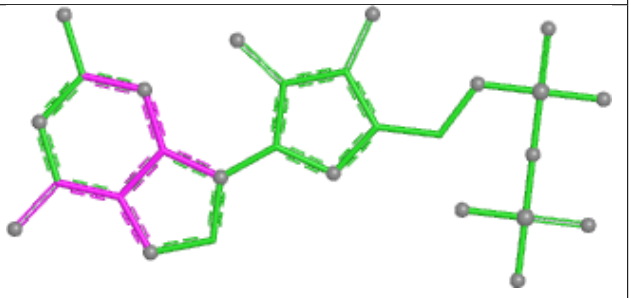

Bond angles

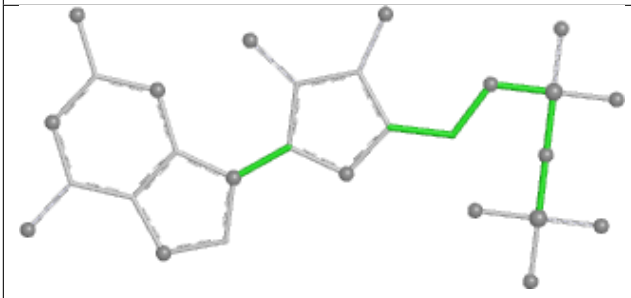

Torsions

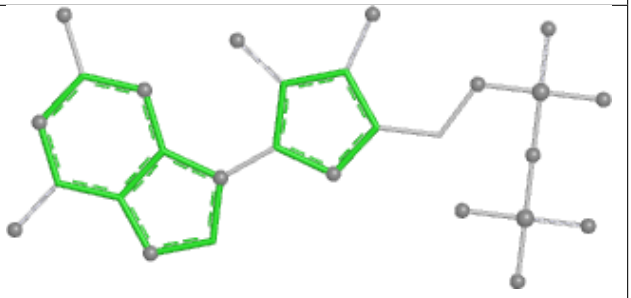

Rings

Ligand GTP R5 501

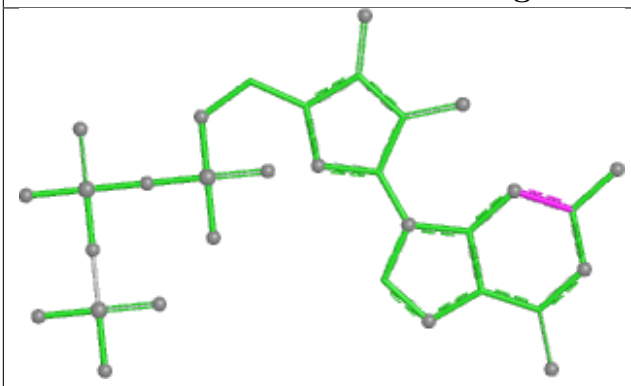

Bond lengths

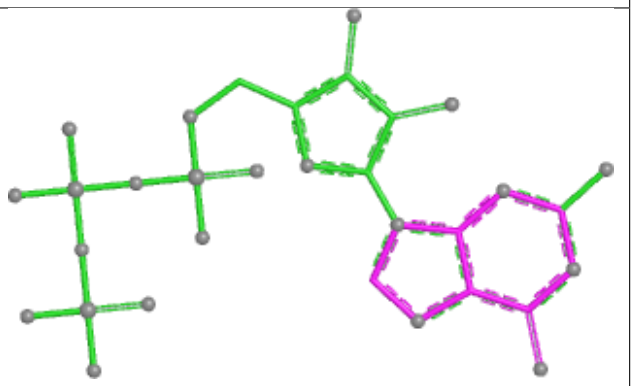

Bond angles

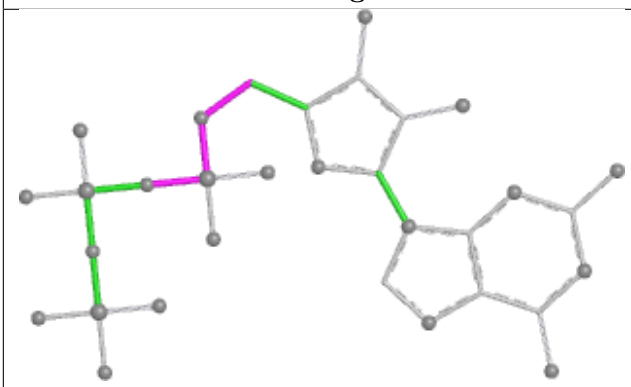

Torsions

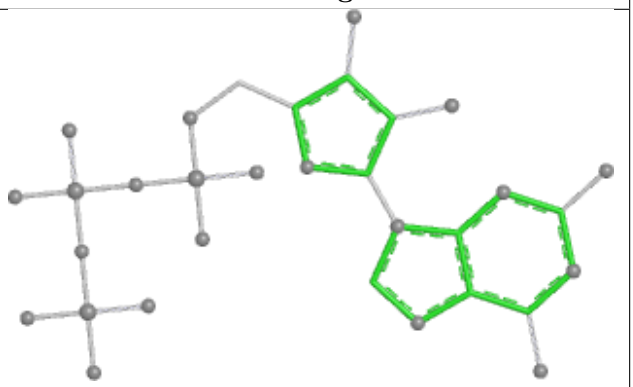

Rings

Ligand GTP O0 501

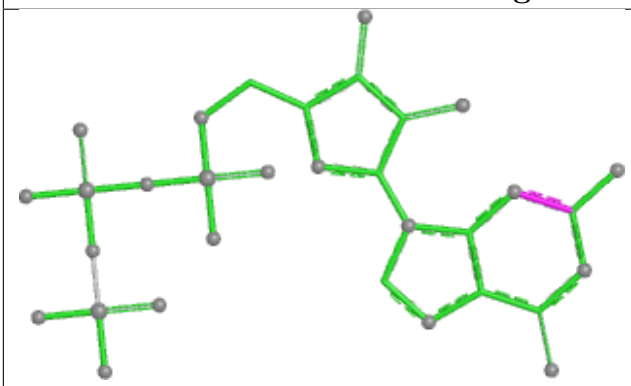

Bond lengths

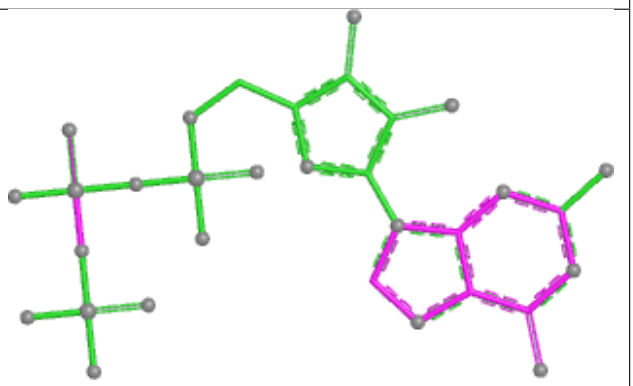

Bond angles

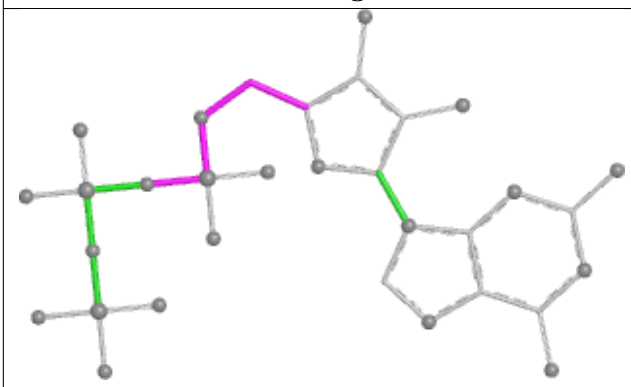

Torsions

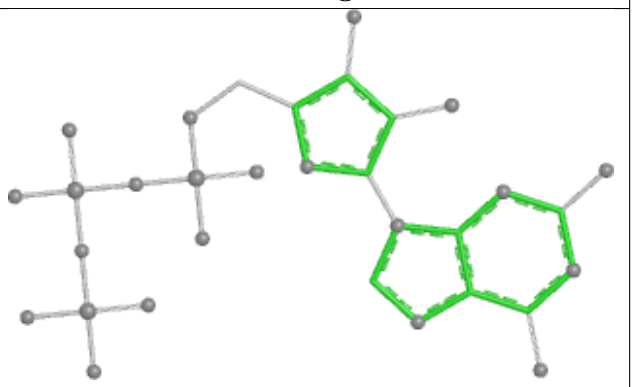

Rings

Ligand GTP V4 501

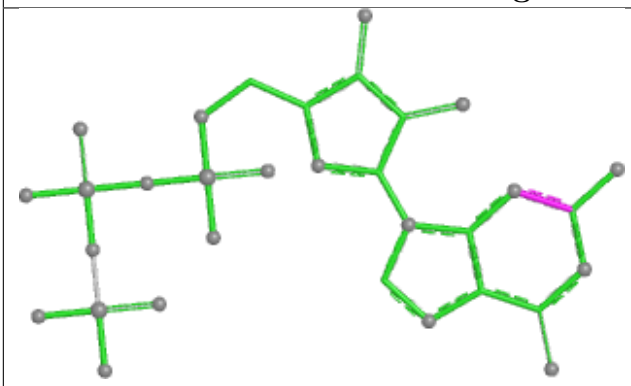

Bond lengths

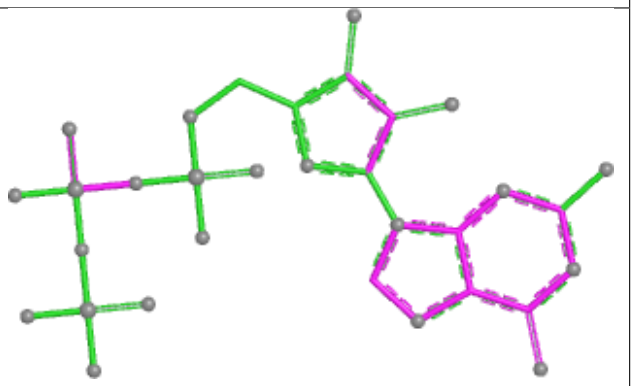

Bond angles

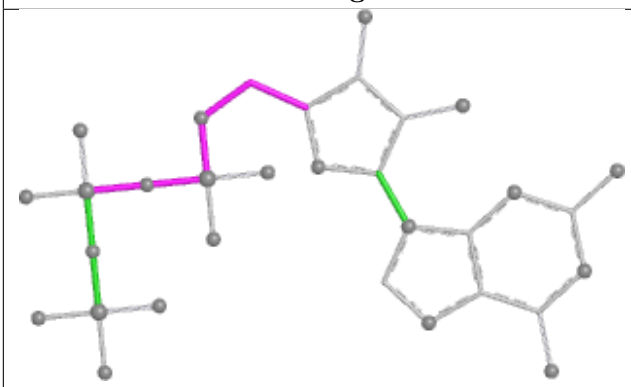

Torsions

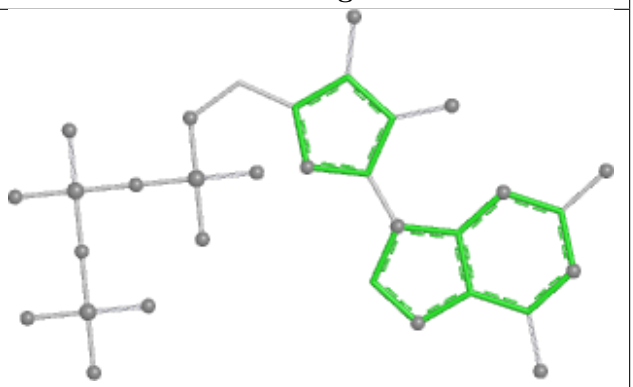

Rings

Ligand GDP E0 501

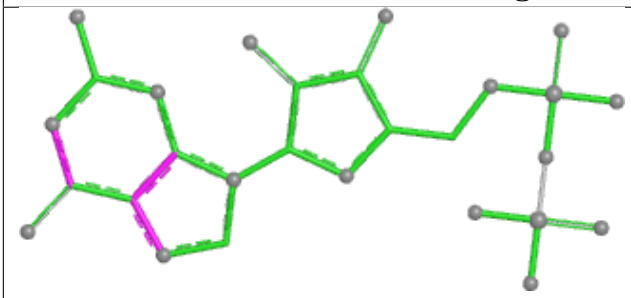

Bond lengths

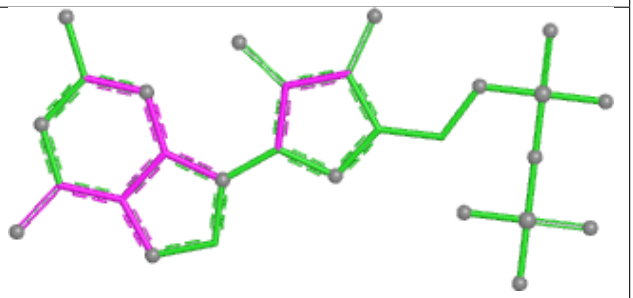

Bond angles

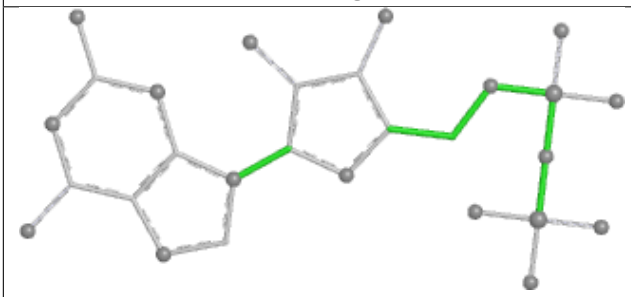

Torsions

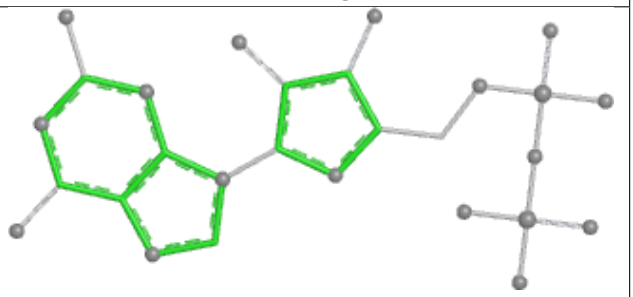

Rings

Ligand GTP K4 501

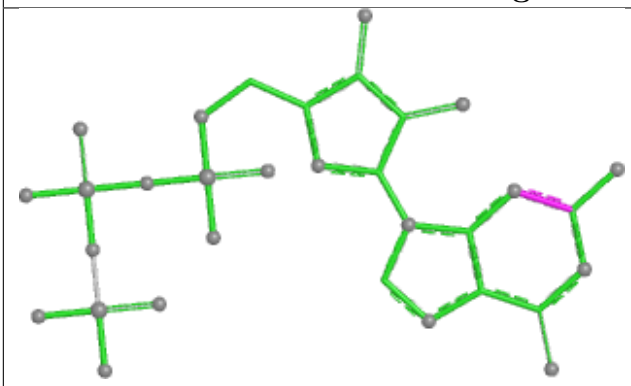

Bond lengths

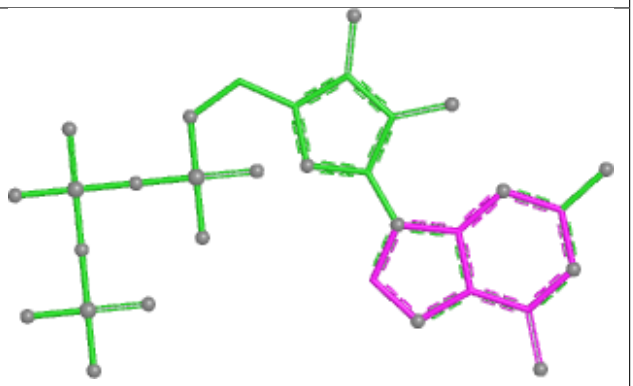

Bond angles

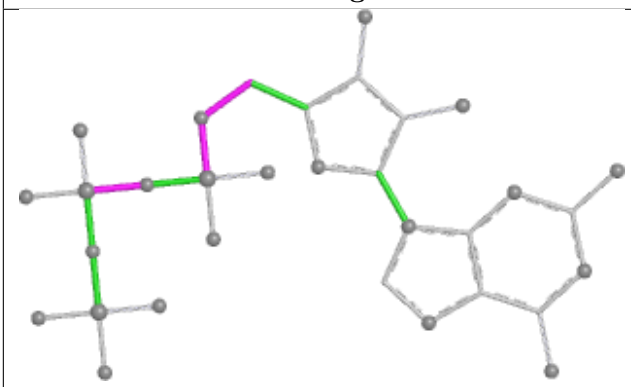

Torsions

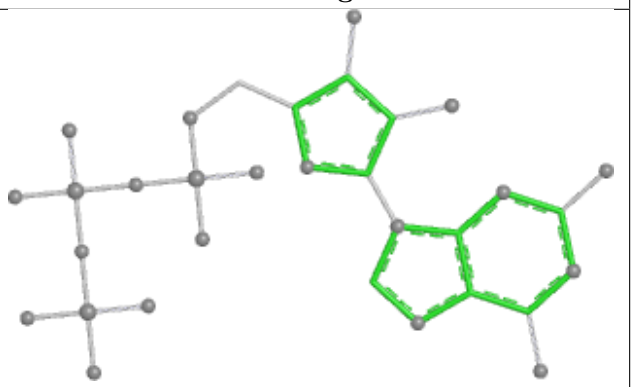

Rings

Ligand GDP J6 501

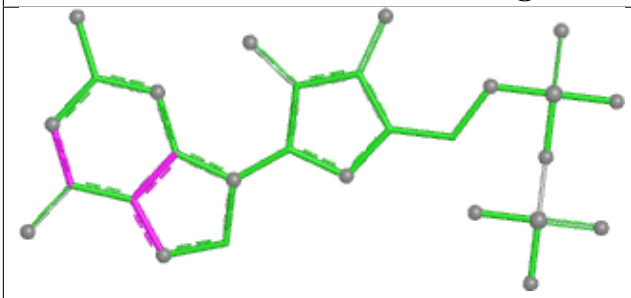

Bond lengths

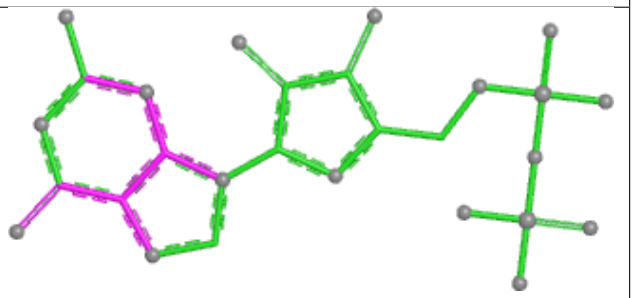

Bond angles

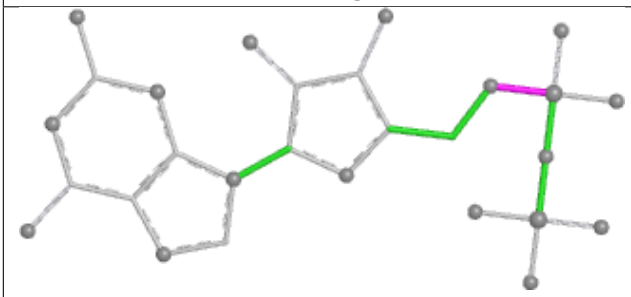

Torsions

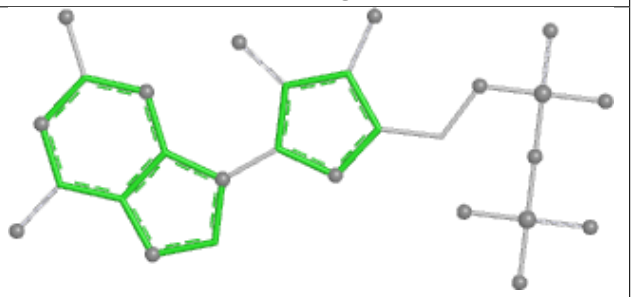

Rings

Ligand GTP N4 501

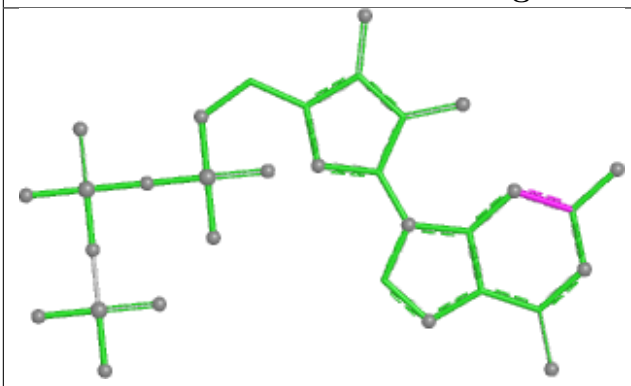

Bond lengths

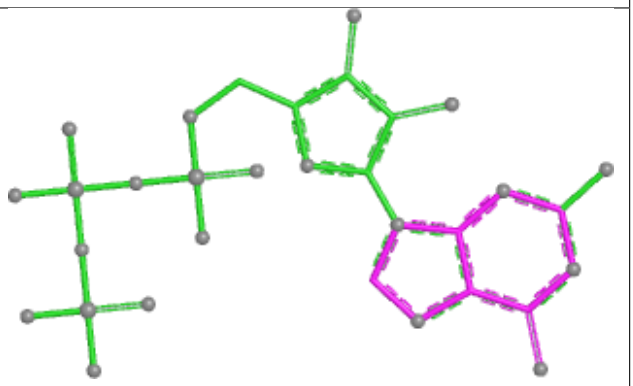

Bond angles

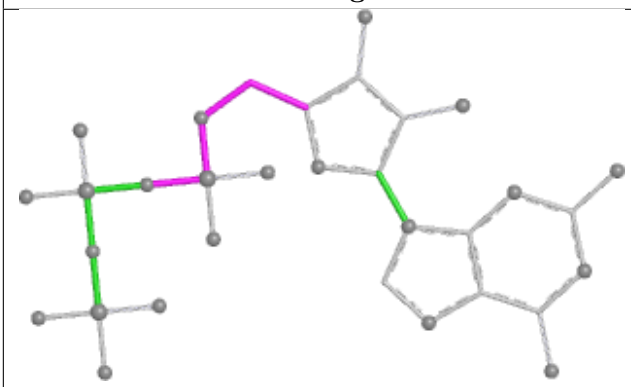

Torsions

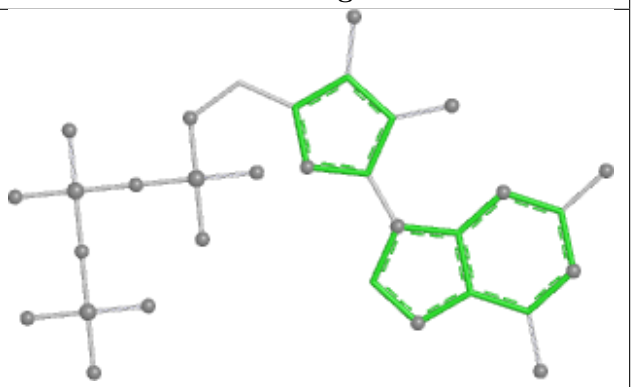

Rings

Ligand GTP G4 501

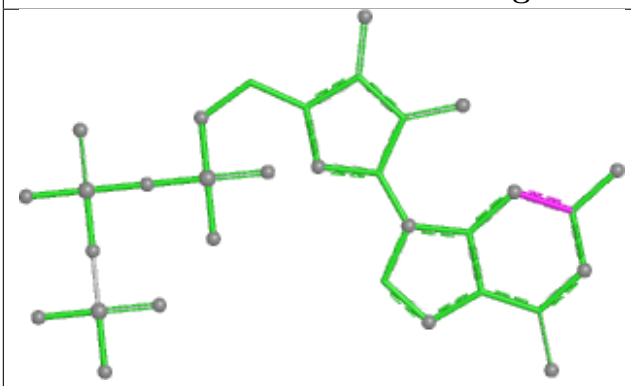

Bond lengths

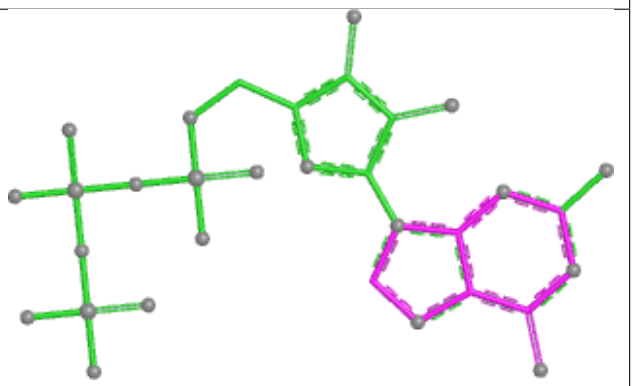

Bond angles

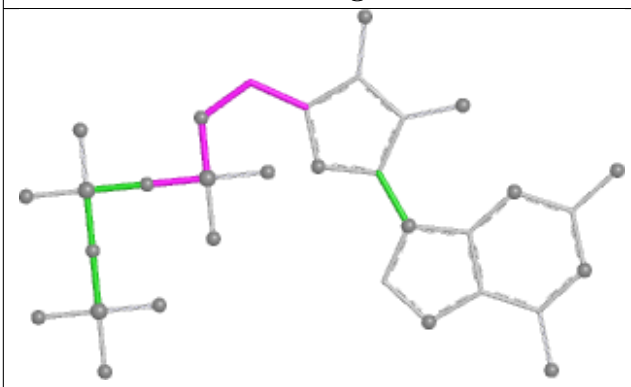

Torsions

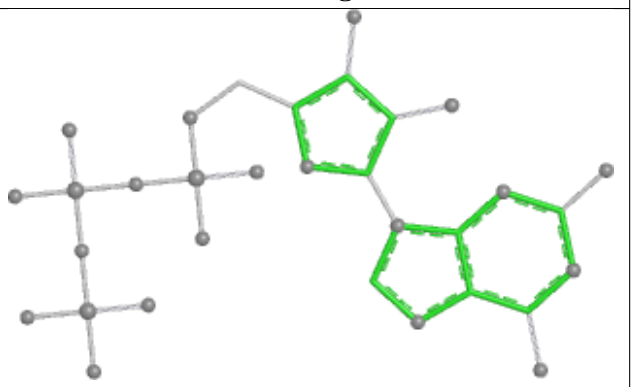

Rings

Ligand GTP J5 501

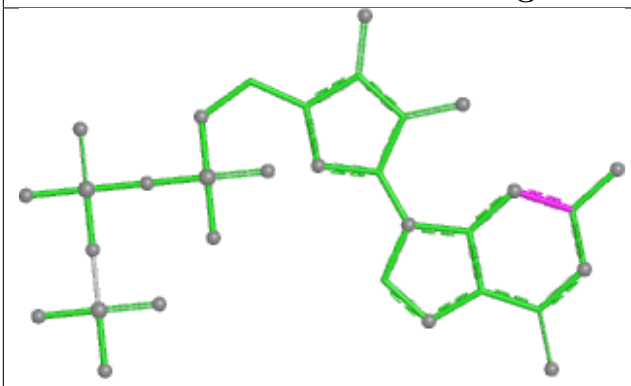

Bond lengths

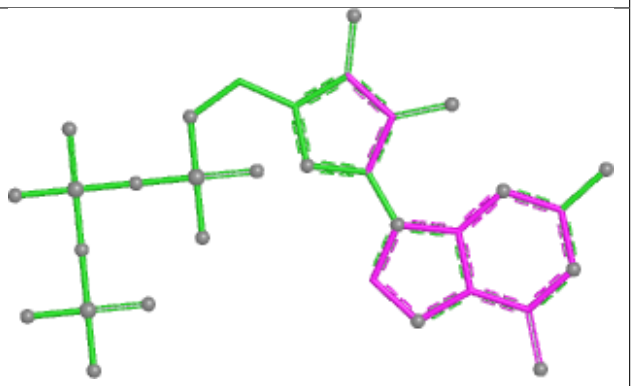

Bond angles

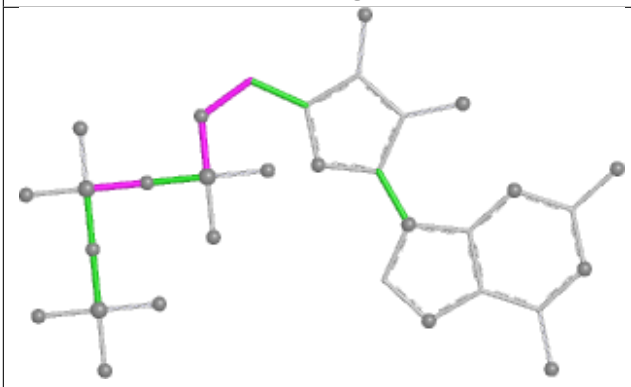

Torsions

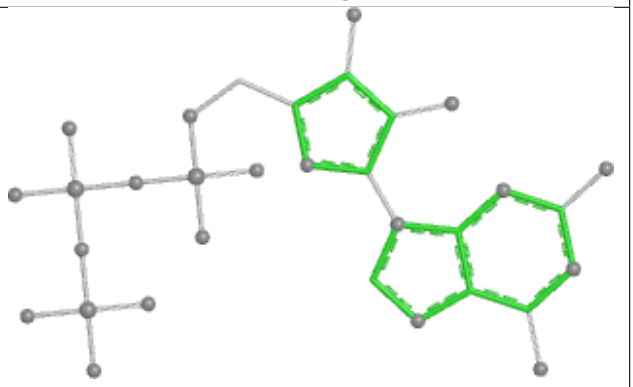

Rings

Ligand GDP T6 501

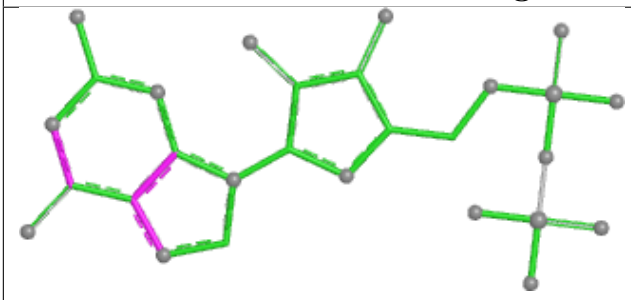

Bond lengths

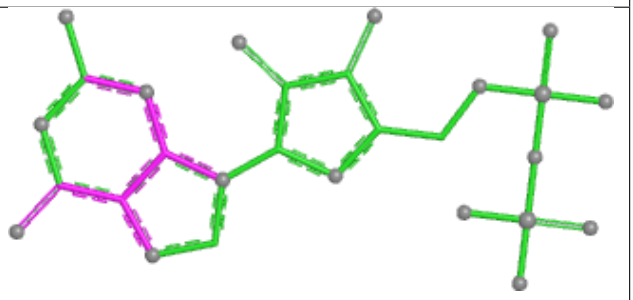

Bond angles

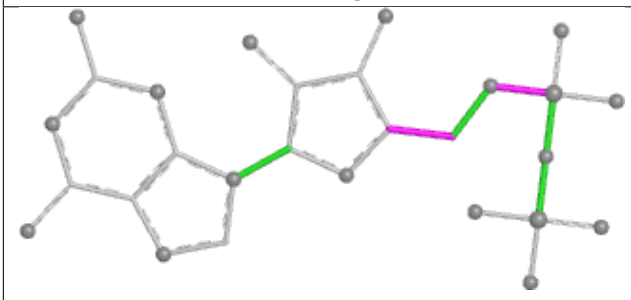

Torsions

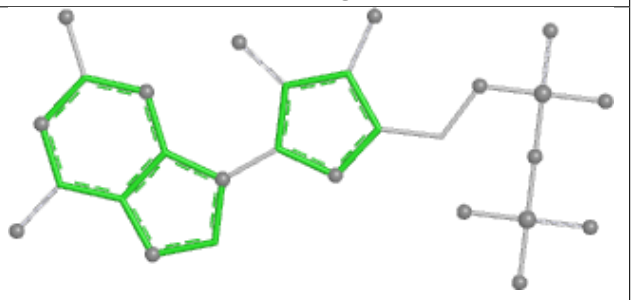

Rings

Ligand GTP B5 501

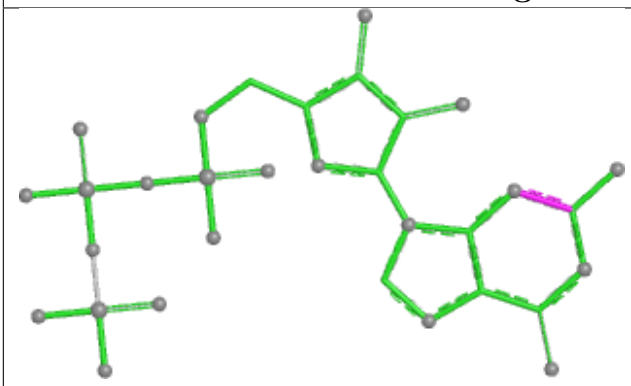

Bond lengths

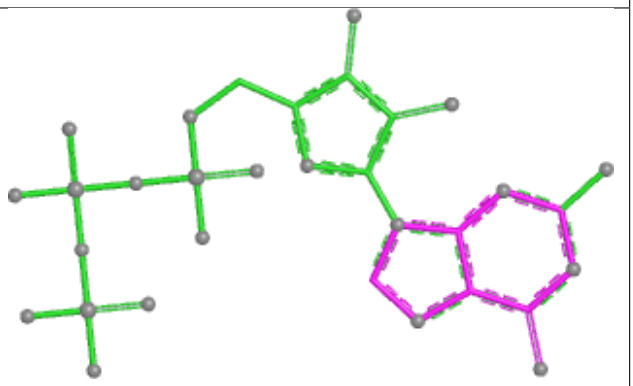

Bond angles

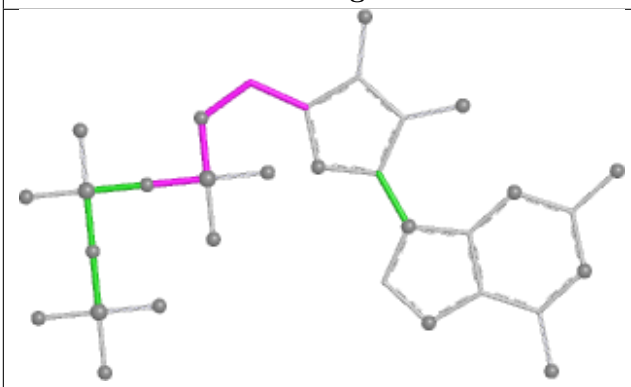

Torsions

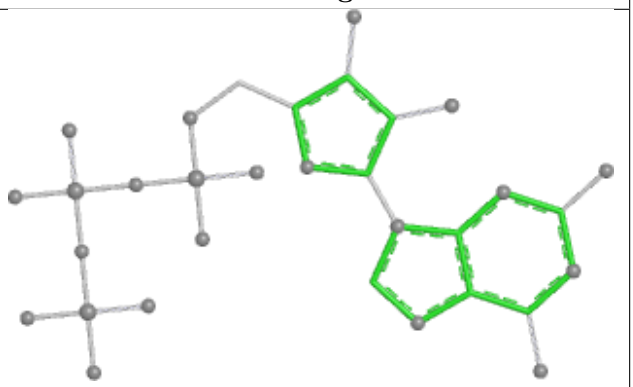

Rings

Ligand GTP A6 501

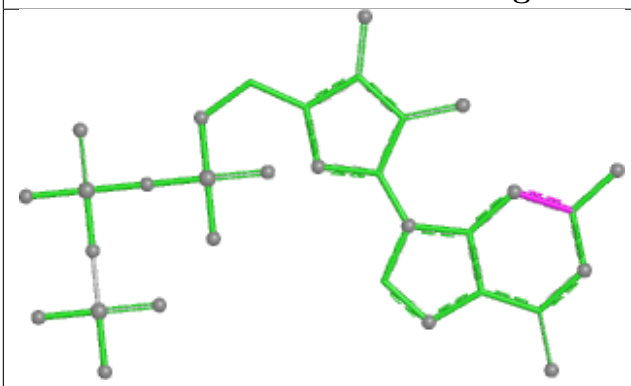

Bond lengths

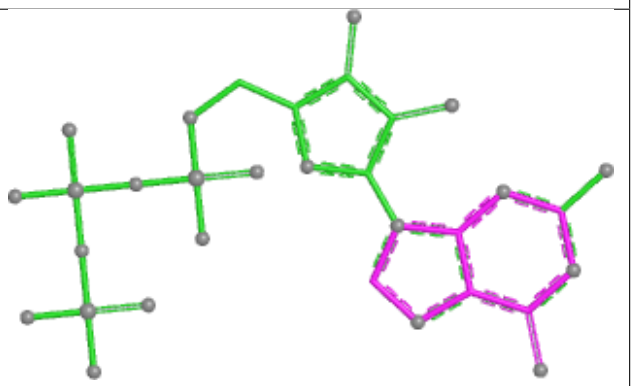

Bond angles

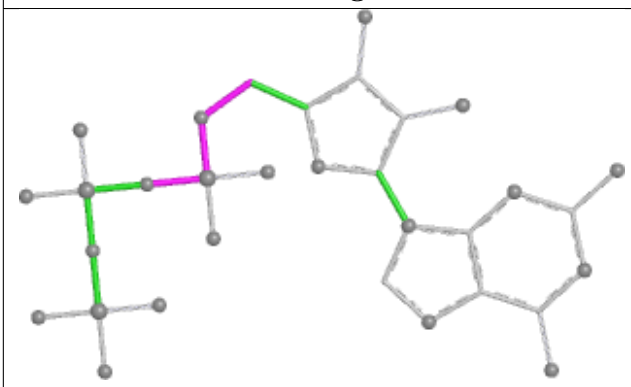

Torsions

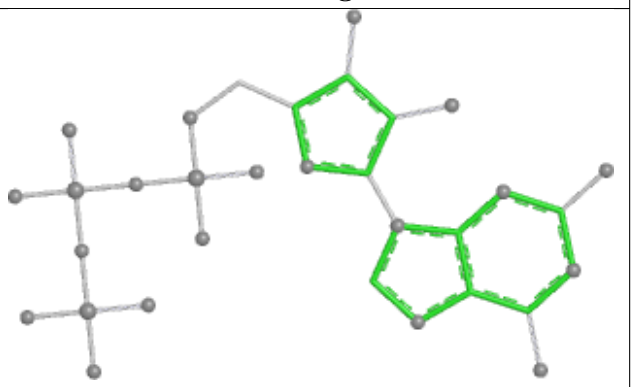

Rings

Ligand GTP L2 501

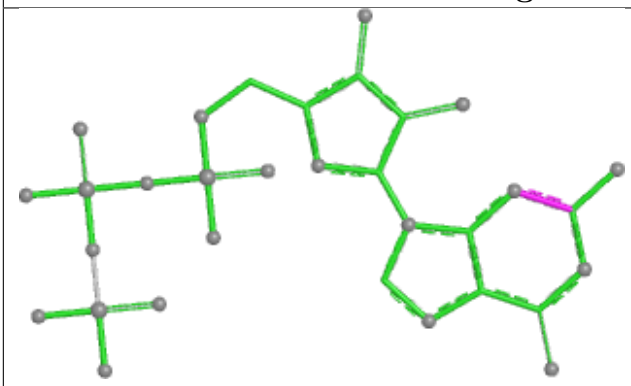

Bond lengths

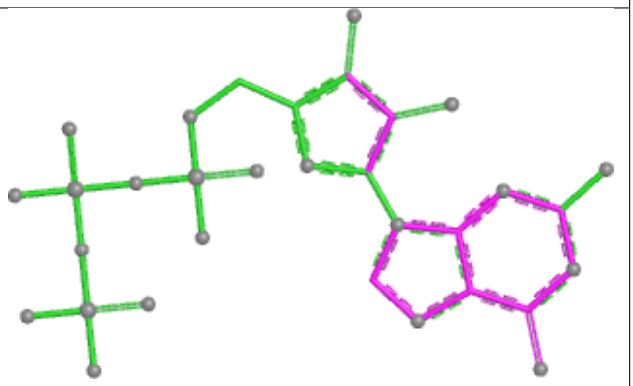

Bond angles

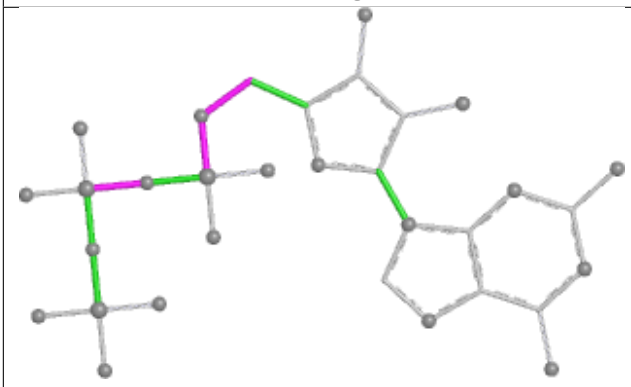

Torsions

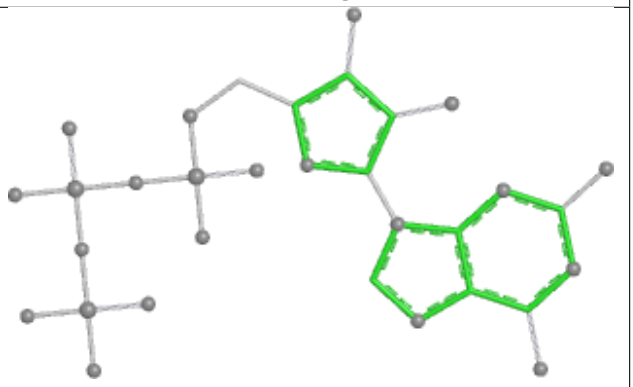

Rings

Ligand GDP F6 501

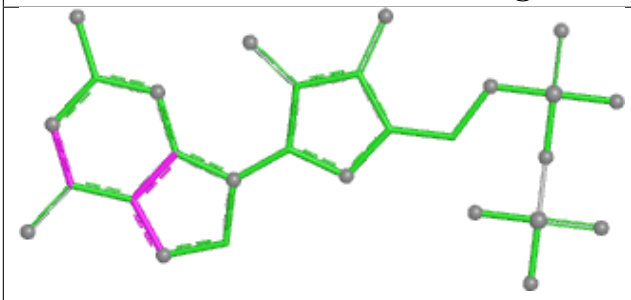

Bond lengths

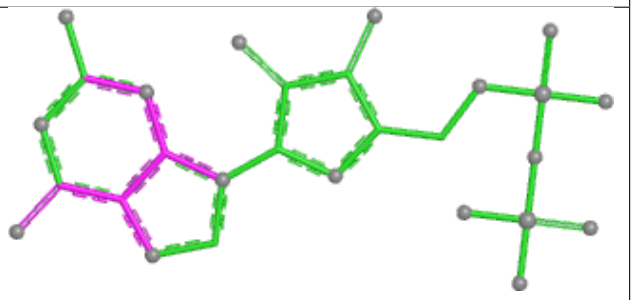

Bond angles

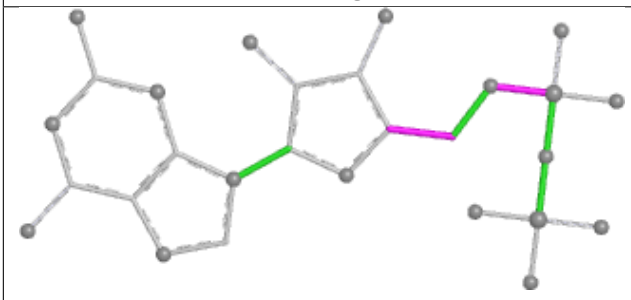

Torsions

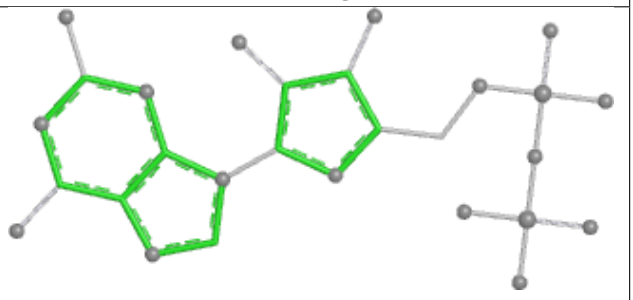

Rings

Ligand GDP T4 501	
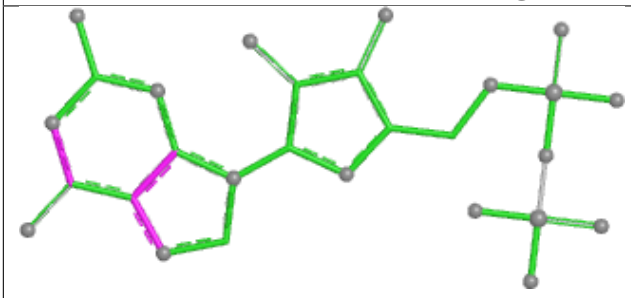 Bond lengths	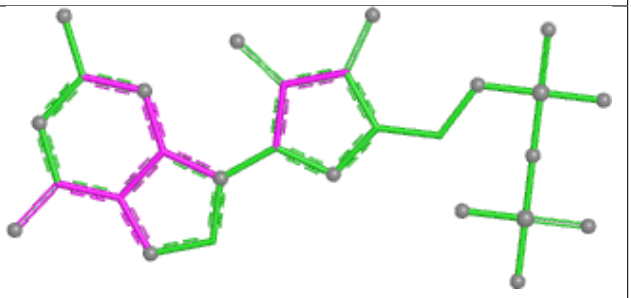 Bond angles
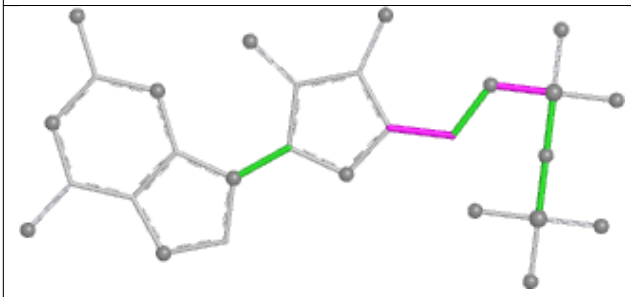 Torsions	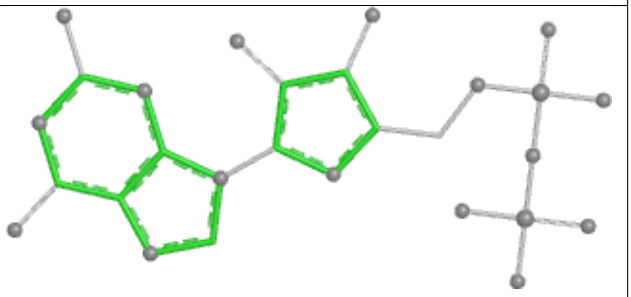 Rings

Ligand GDP G1 501	
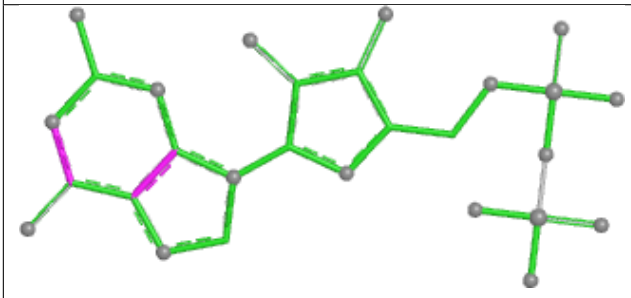 Bond lengths	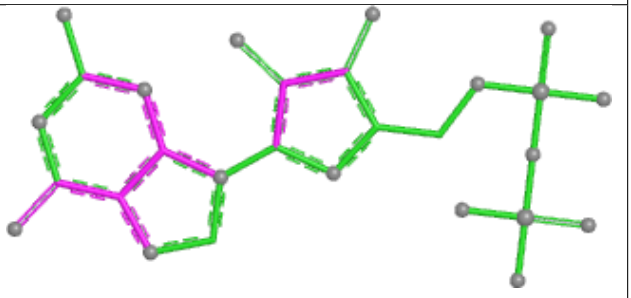 Bond angles
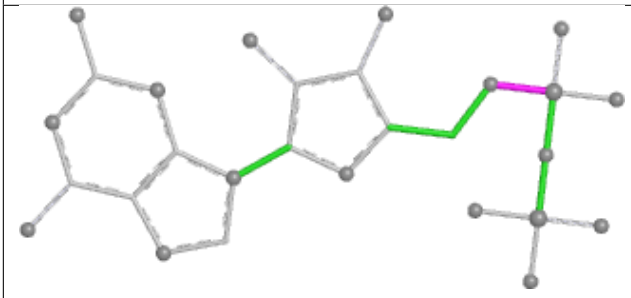 Torsions	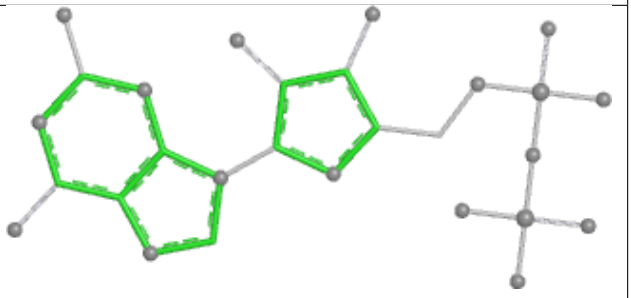 Rings

Ligand GDP A3 501

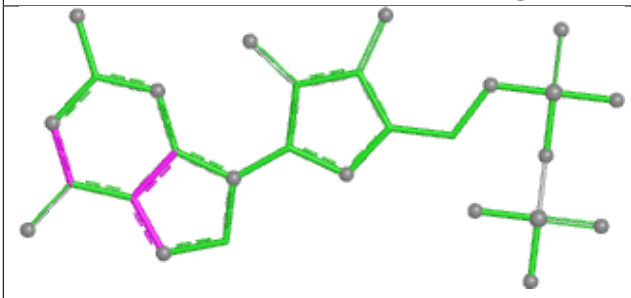

Bond lengths

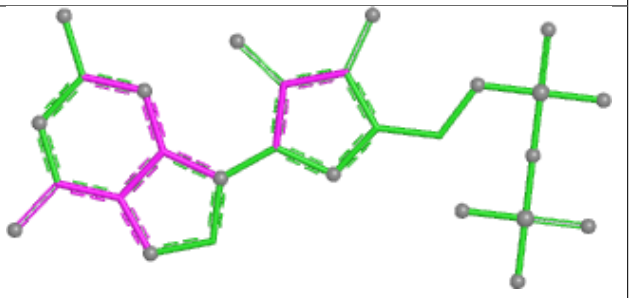

Bond angles

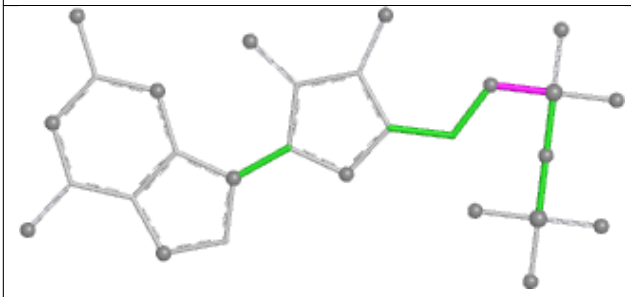

Torsions

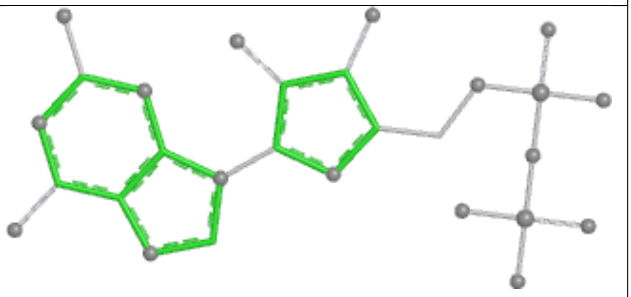

Rings

Ligand GDP S6 501

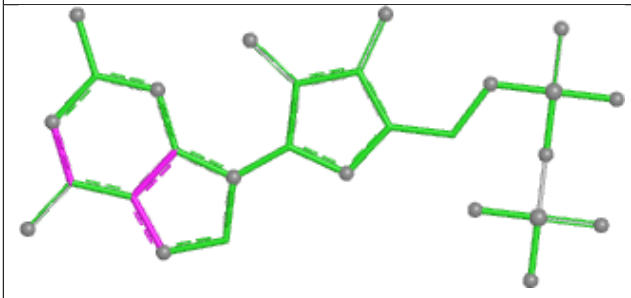

Bond lengths

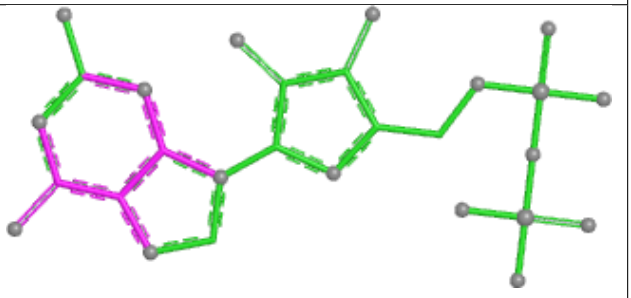

Bond angles

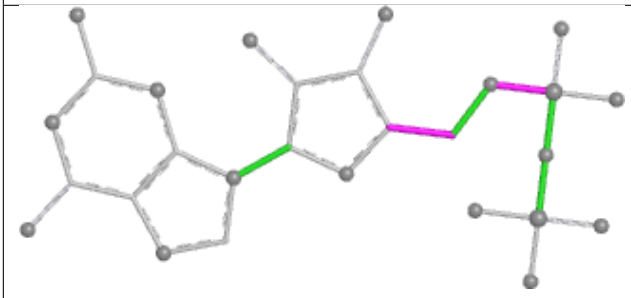

Torsions

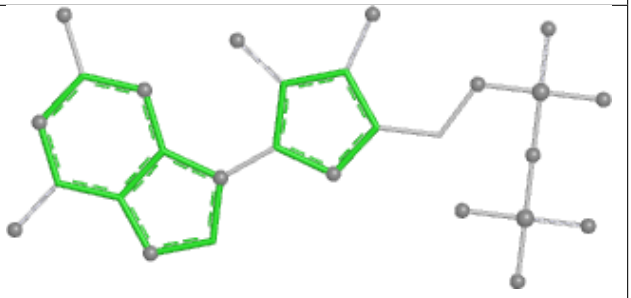

Rings

Ligand GDP C4 501

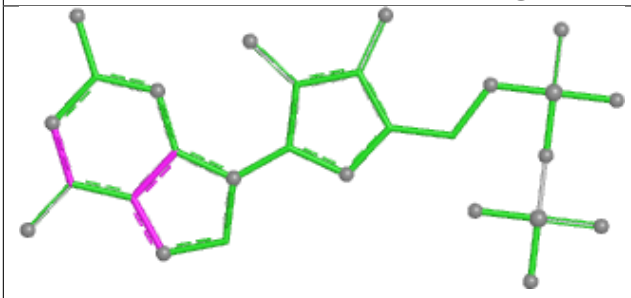

Bond lengths

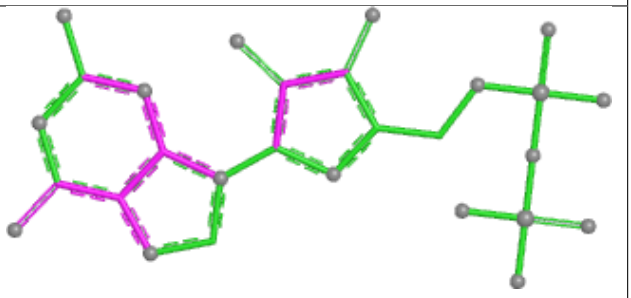

Bond angles

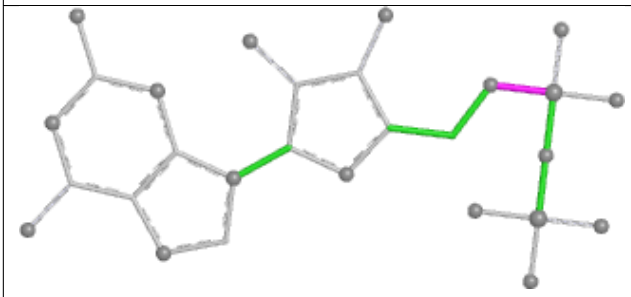

Torsions

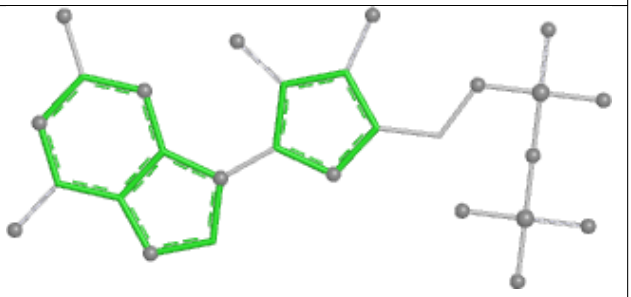

Rings

Ligand GDP C0 501

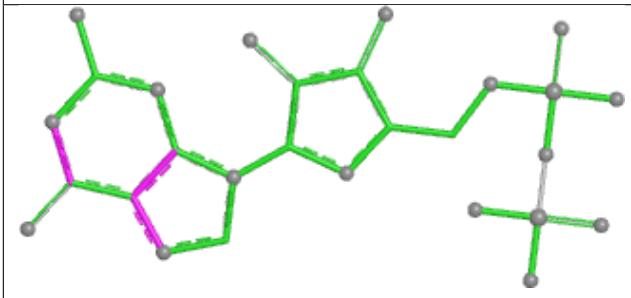

Bond lengths

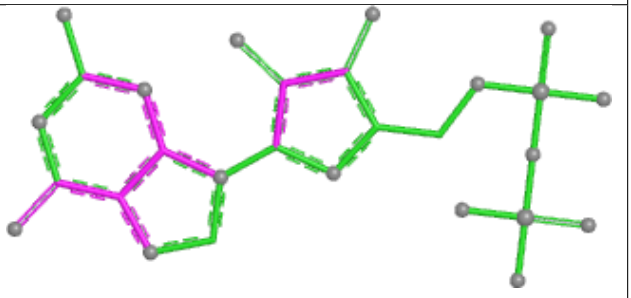

Bond angles

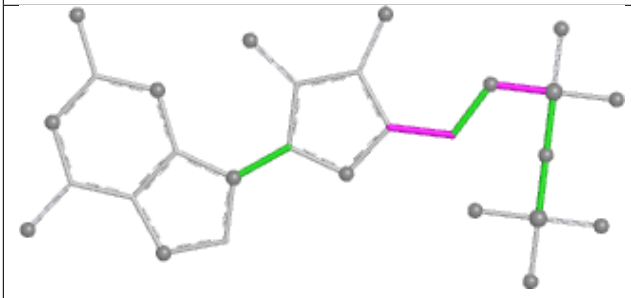

Torsions

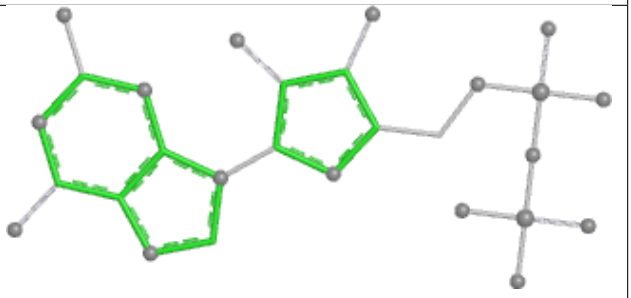

Rings

Ligand GTP N2 501

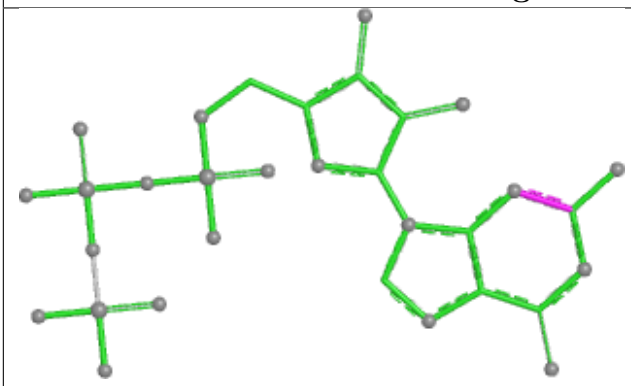

Bond lengths

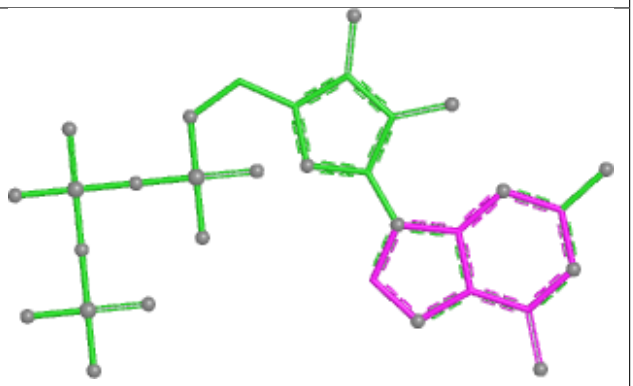

Bond angles

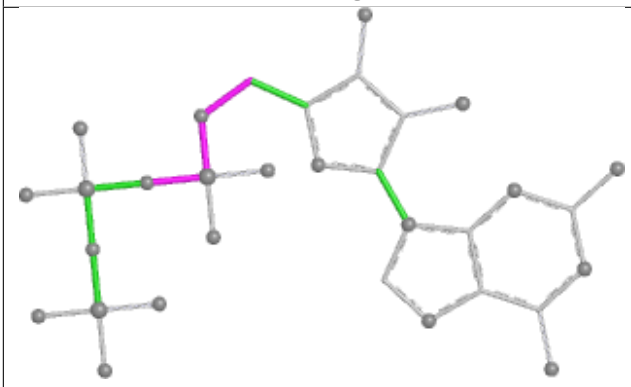

Torsions

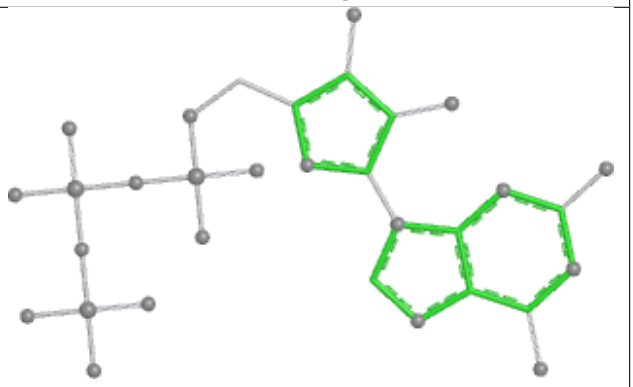

Rings

Ligand GDP F4 501

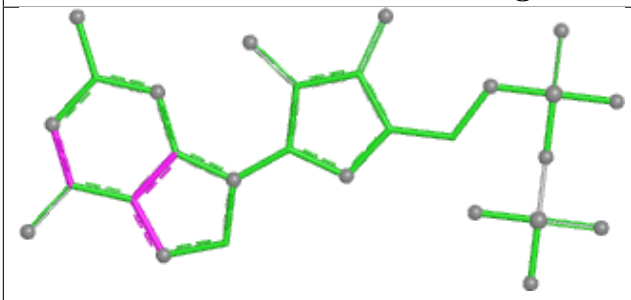

Bond lengths

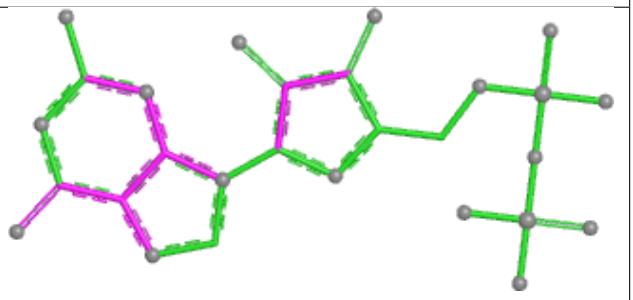

Bond angles

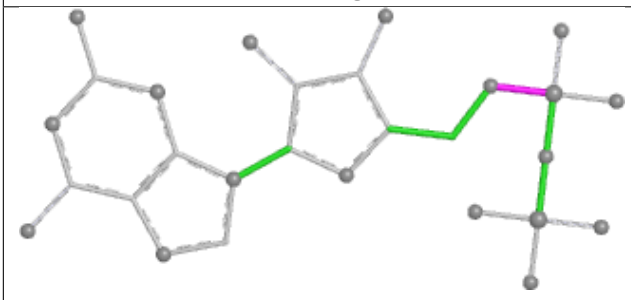

Torsions

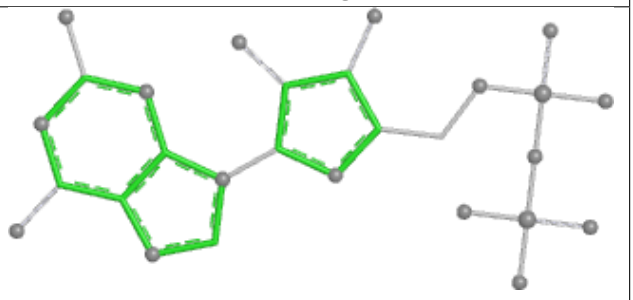

Rings

Ligand GTP I0 501

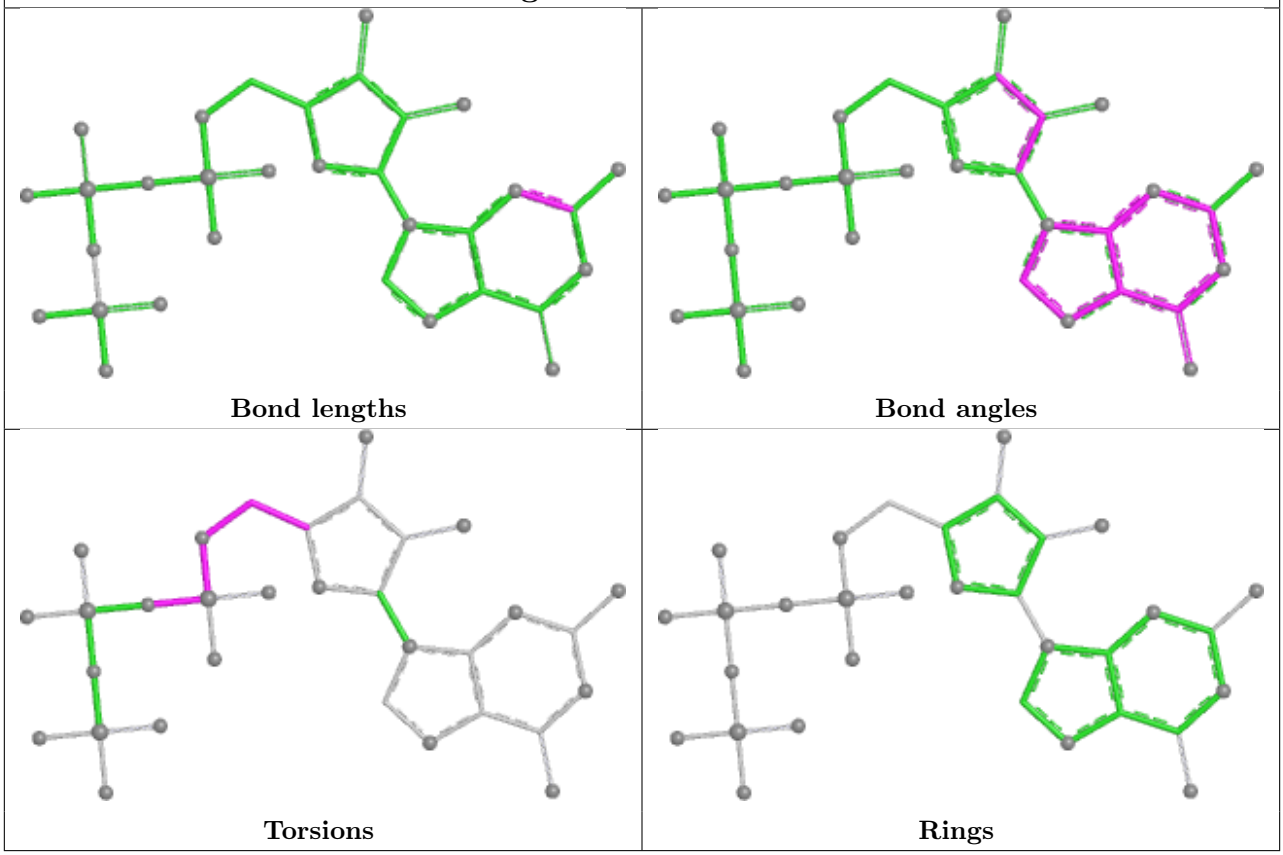

Ligand GDP M5 501

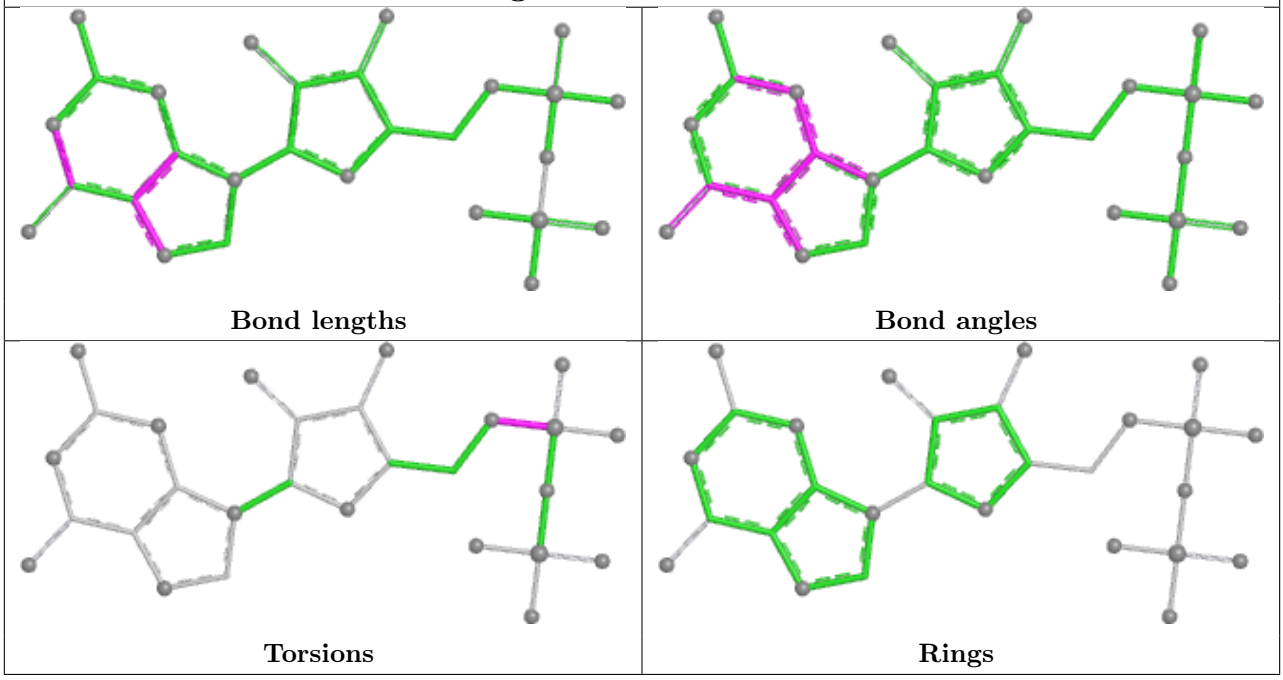

Ligand GDP N5 501

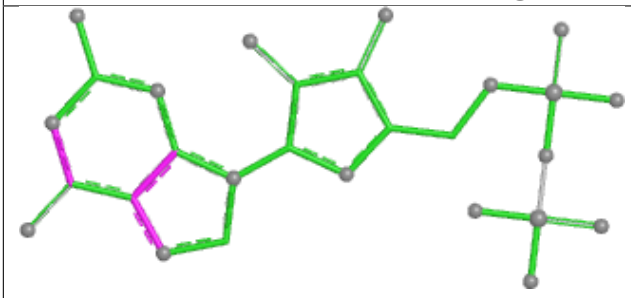

Bond lengths

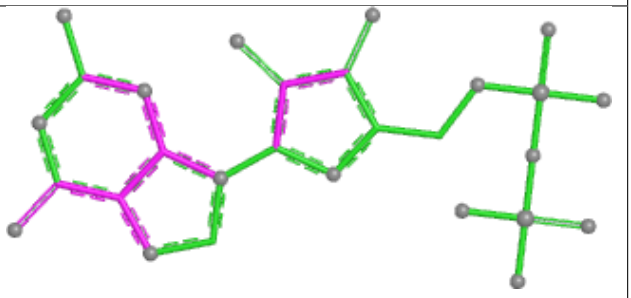

Bond angles

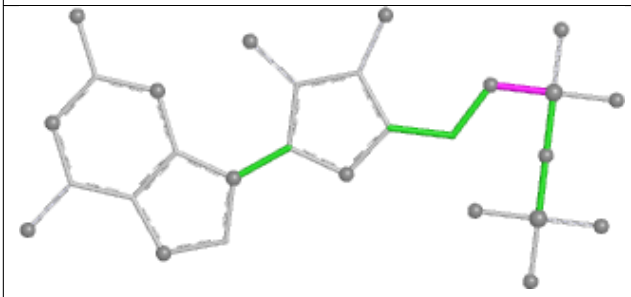

Torsions

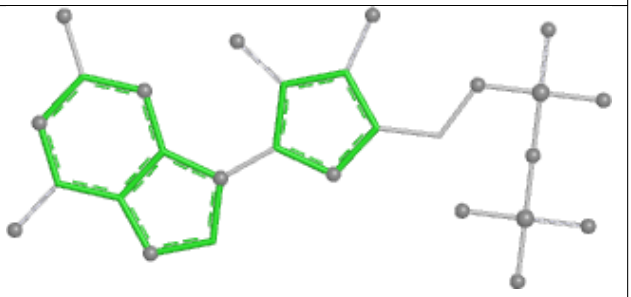

Rings

Ligand GDP R0 501

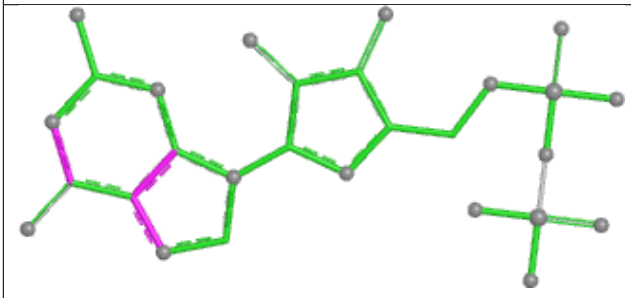

Bond lengths

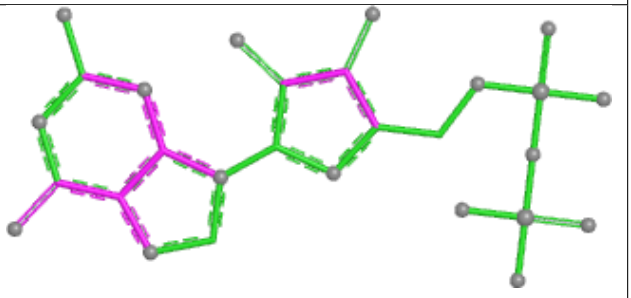

Bond angles

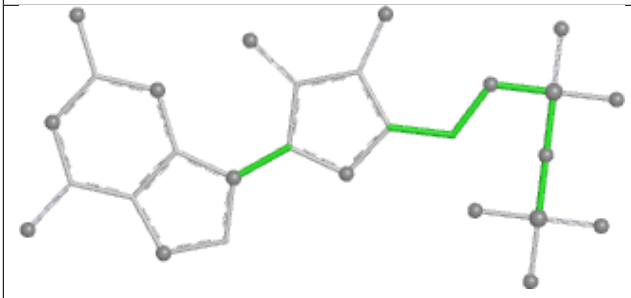

Torsions

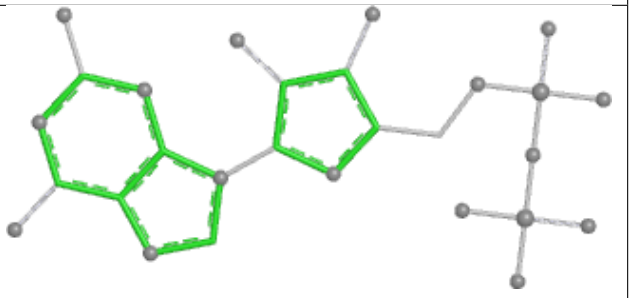

Rings

Ligand GDP V3 501

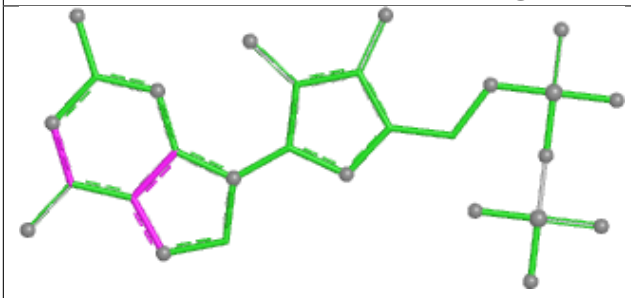

Bond lengths

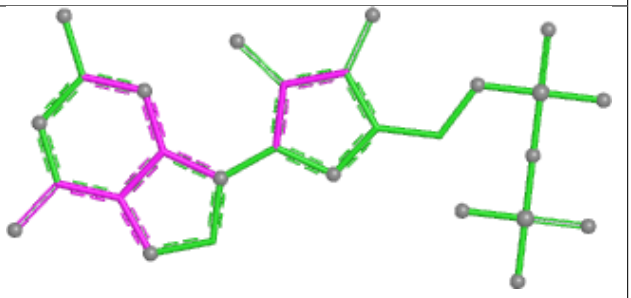

Bond angles

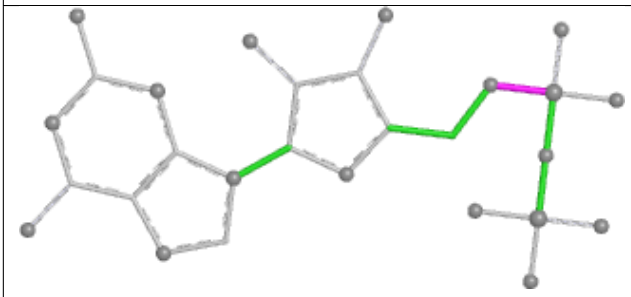

Torsions

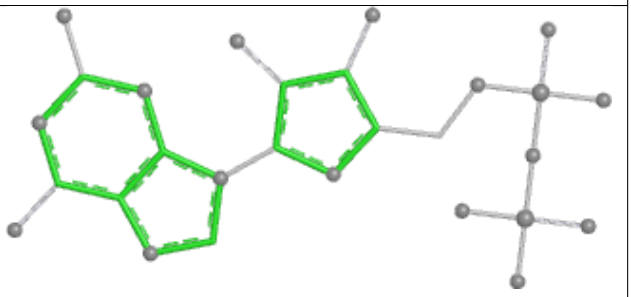

Rings

Ligand GTP E5 501

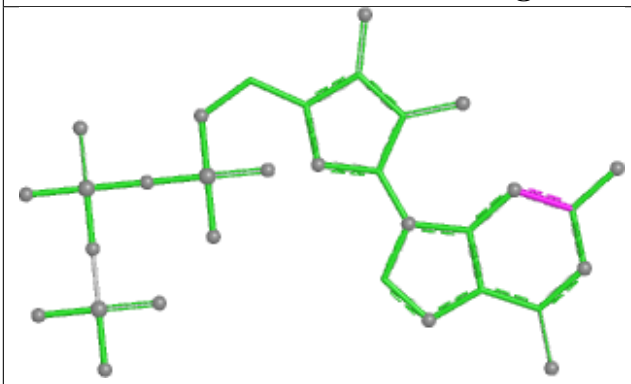

Bond lengths

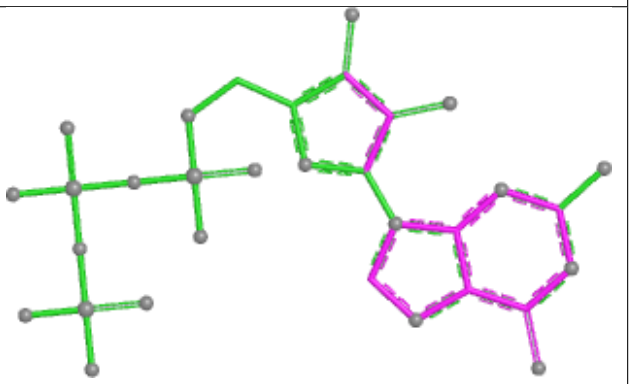

Bond angles

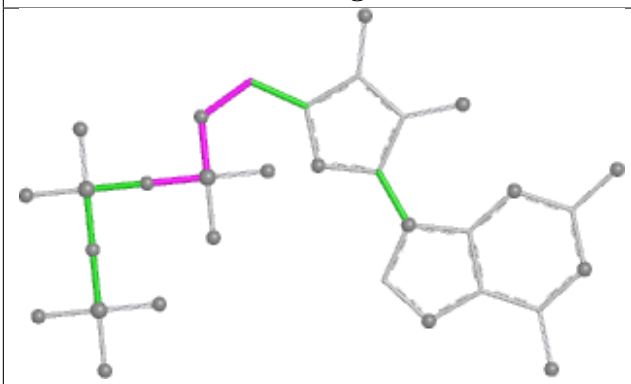

Torsions

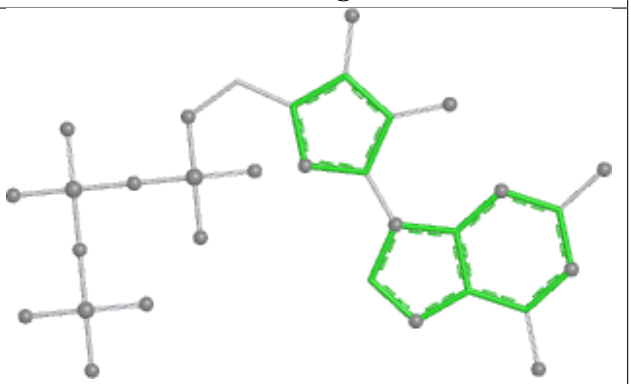

Rings

Ligand GDP I5 501

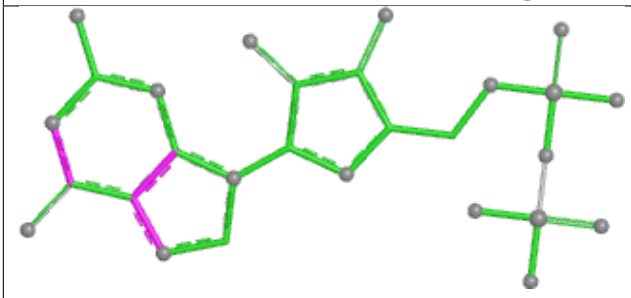

Bond lengths

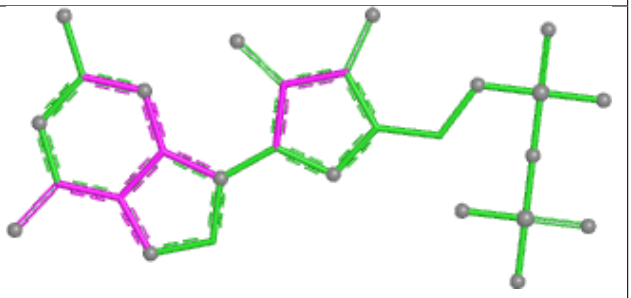

Bond angles

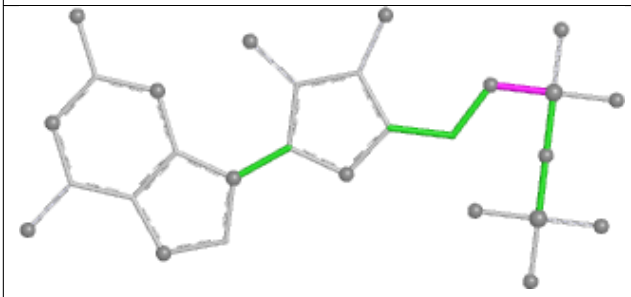

Torsions

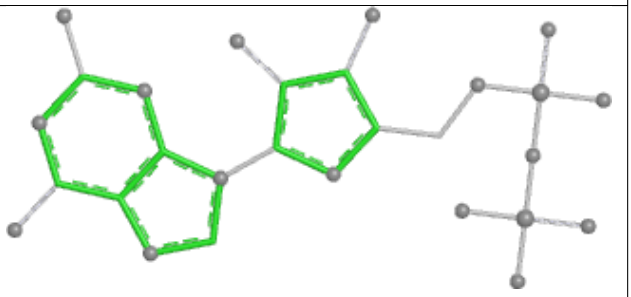

Rings

Ligand GTP M2 501

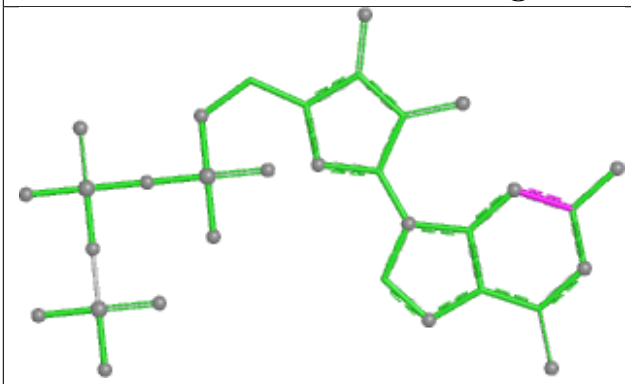

Bond lengths

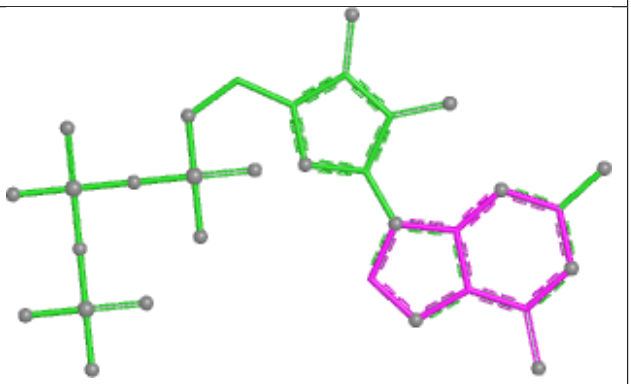

Bond angles

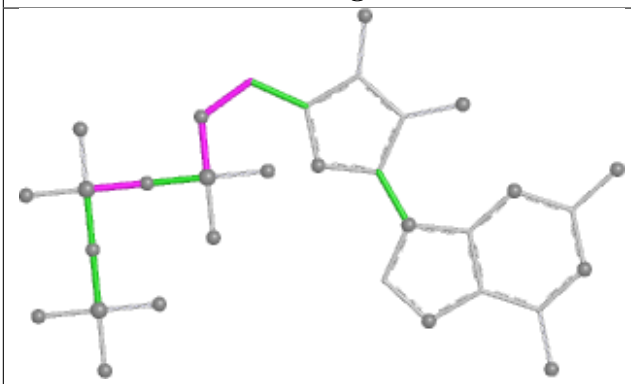

Torsions

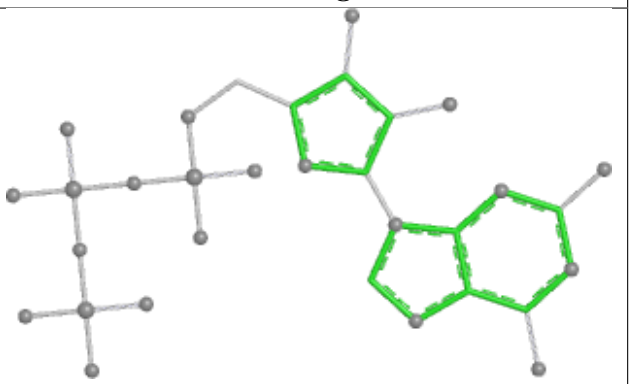

Rings

Ligand GDP U6 501

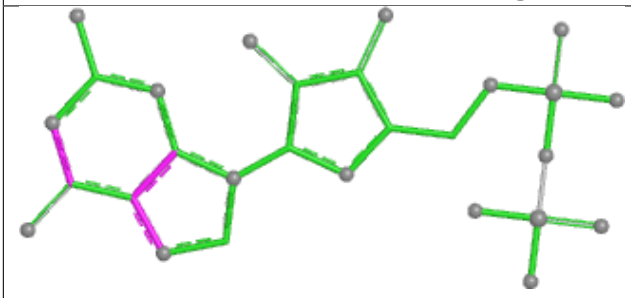

Bond lengths

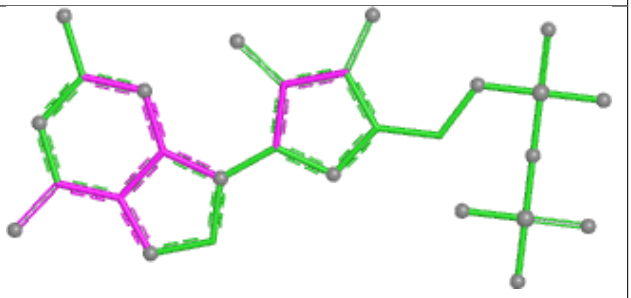

Bond angles

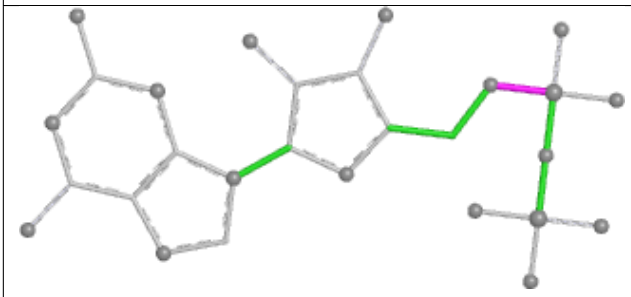

Torsions

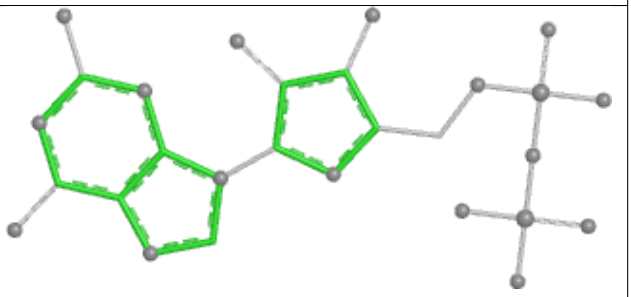

Rings

Ligand GDP W1 501

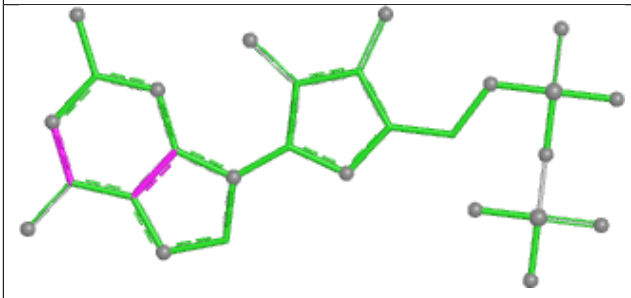

Bond lengths

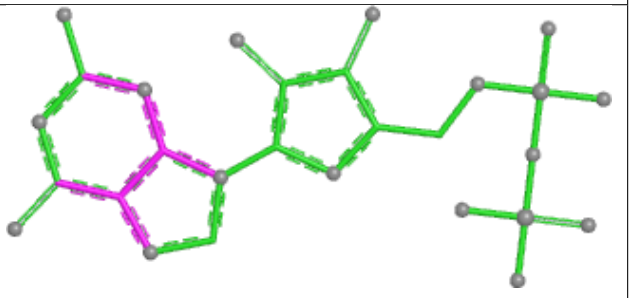

Bond angles

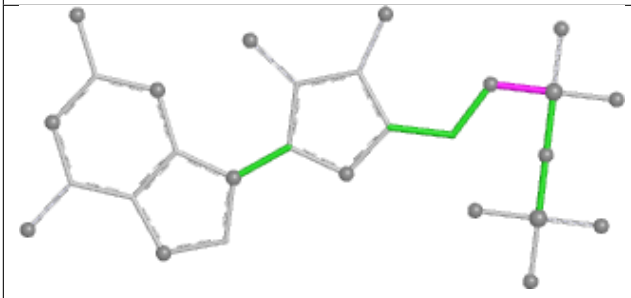

Torsions

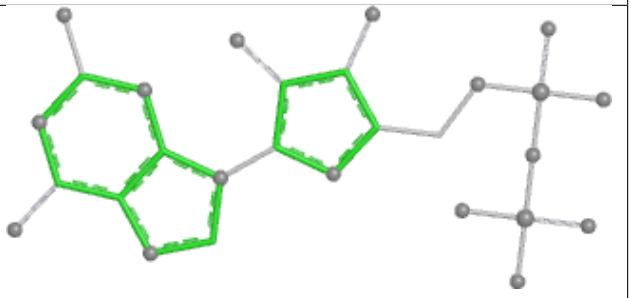

Rings

Ligand GDP N3 501

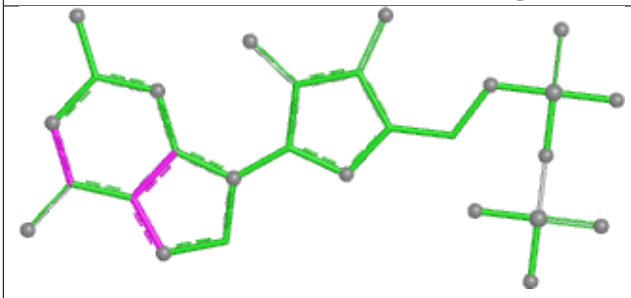

Bond lengths

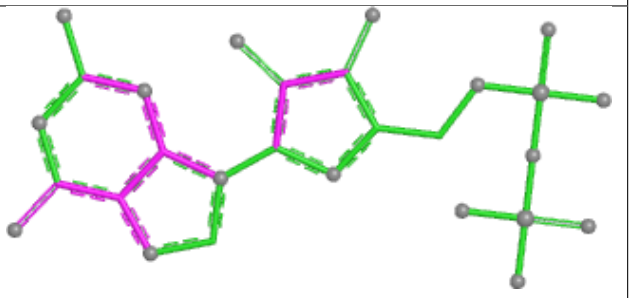

Bond angles

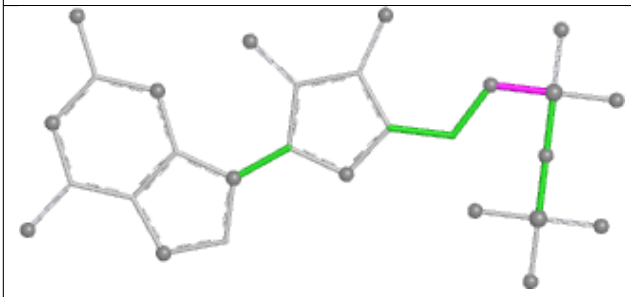

Torsions

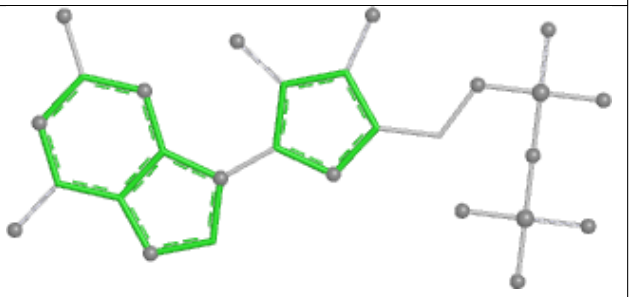

Rings

Ligand GDP W3 501

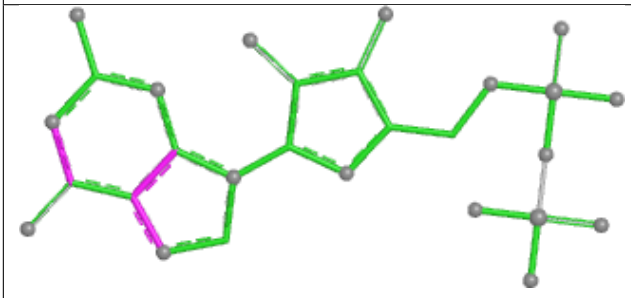

Bond lengths

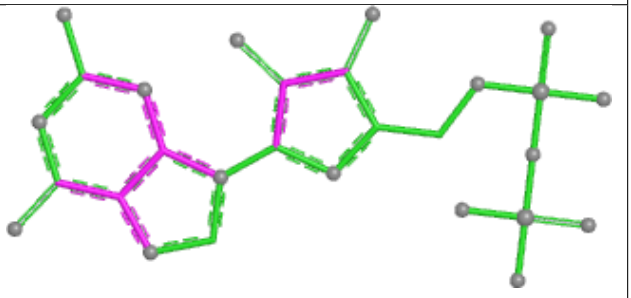

Bond angles

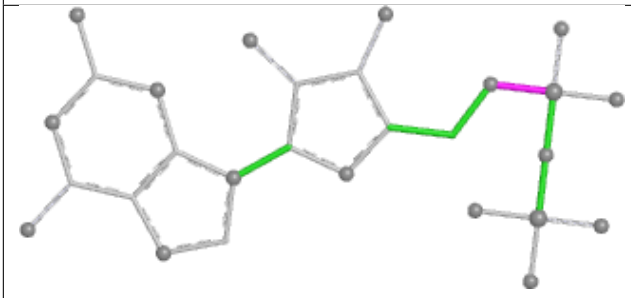

Torsions

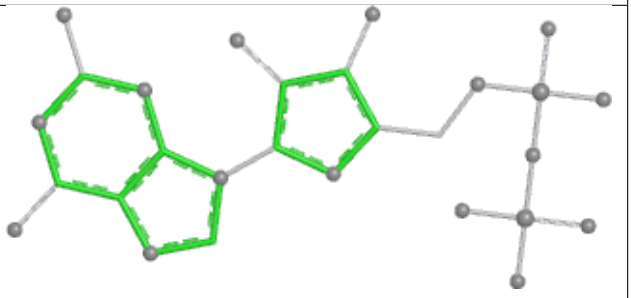

Rings

Ligand GTP S1 501

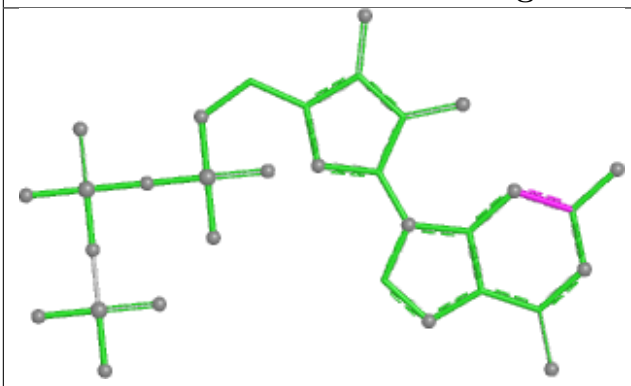

Bond lengths

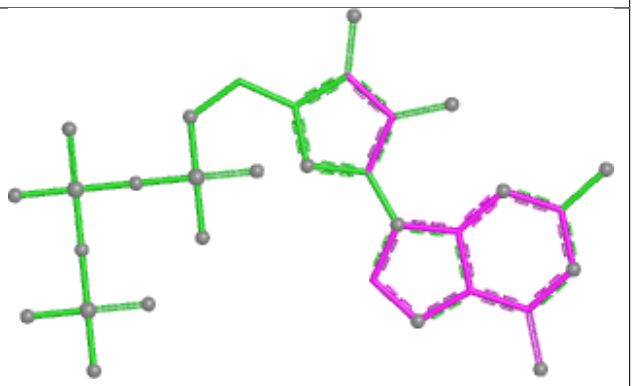

Bond angles

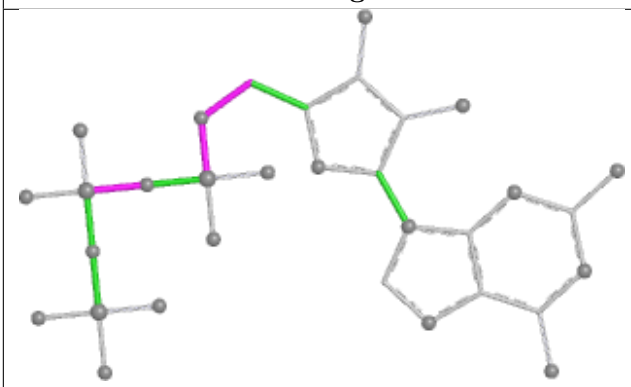

Torsions

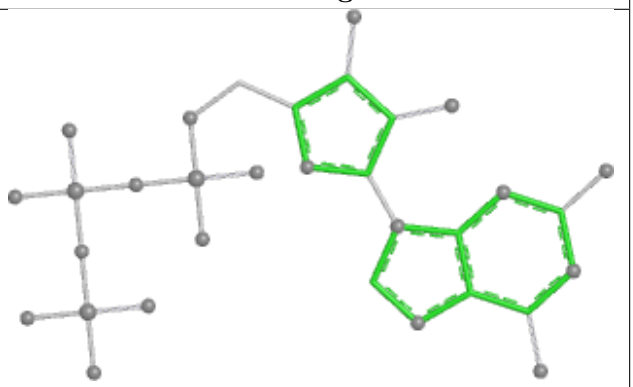

Rings

Ligand GTP I6 501

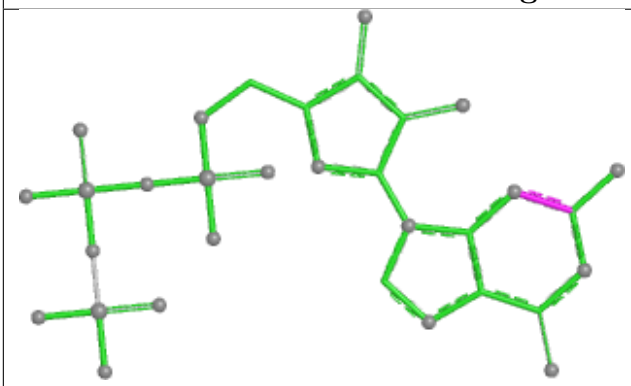

Bond lengths

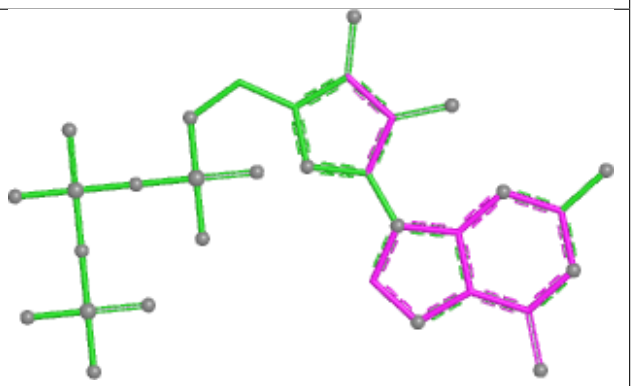

Bond angles

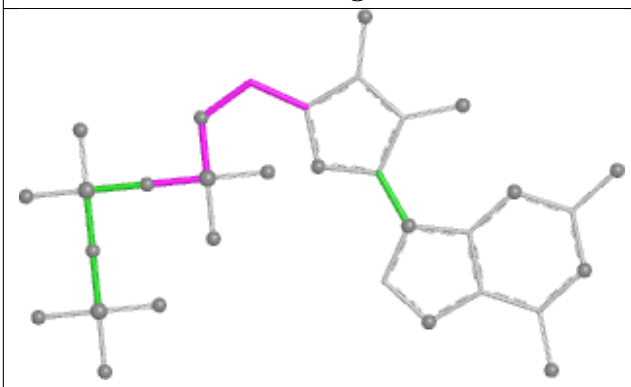

Torsions

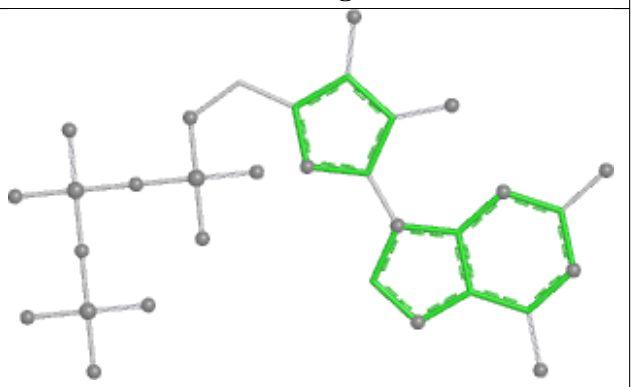

Rings

Ligand GTP L4 501

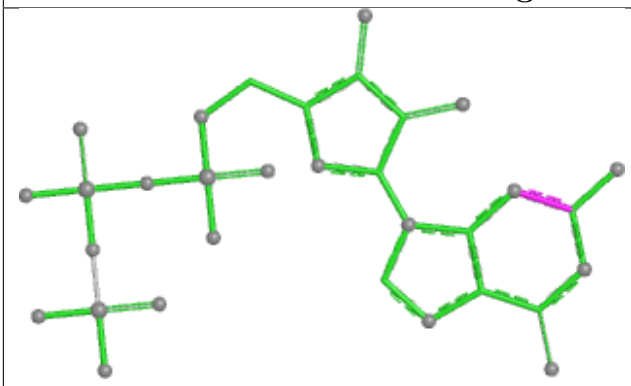

Bond lengths

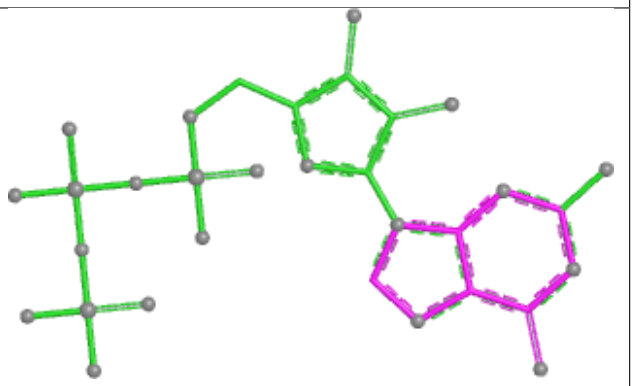

Bond angles

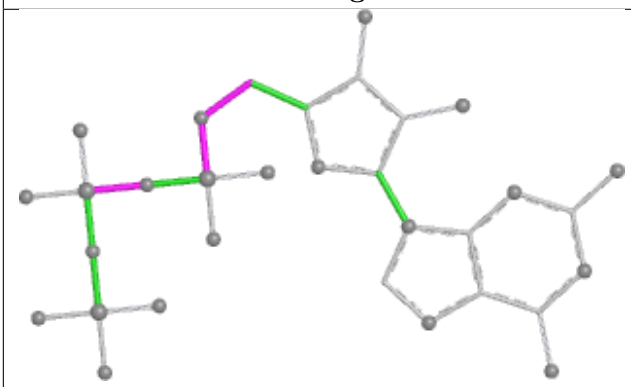

Torsions

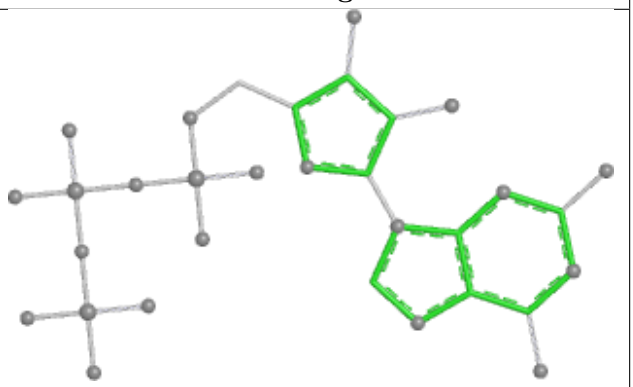

Rings

Ligand GTP Q3 501

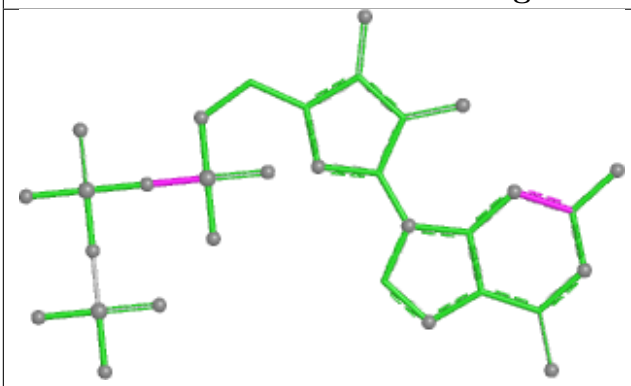

Bond lengths

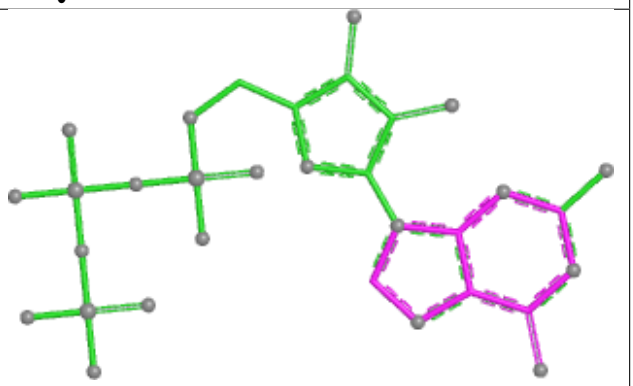

Bond angles

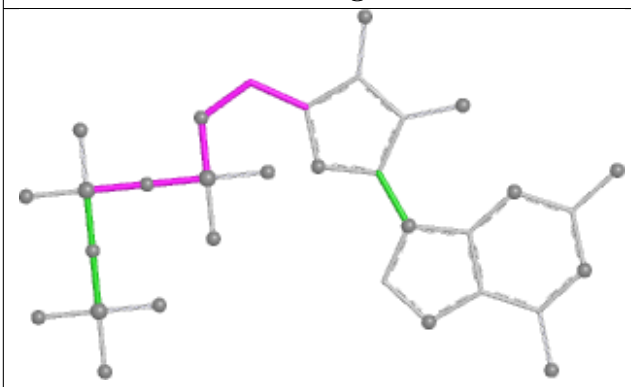

Torsions

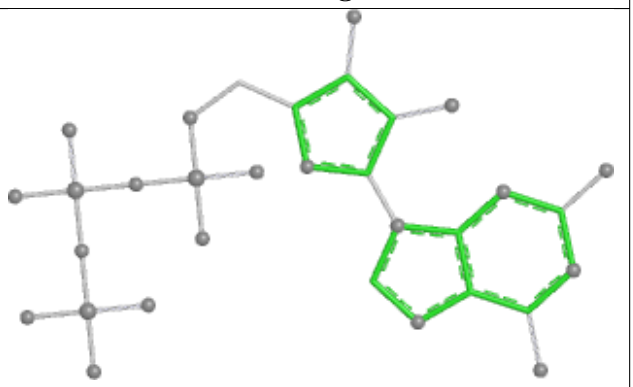

Rings

Ligand GDP J4 501	
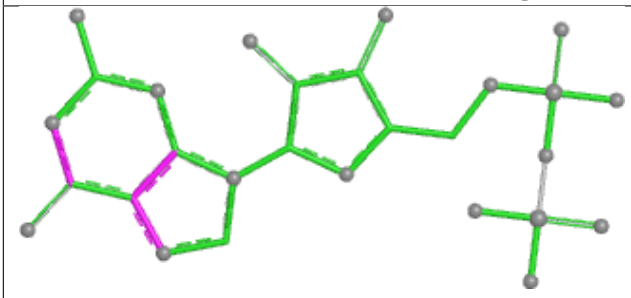 Bond lengths	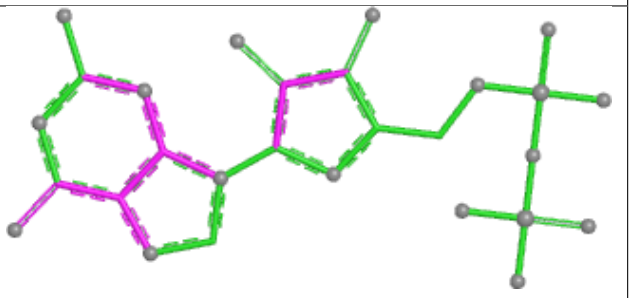 Bond angles
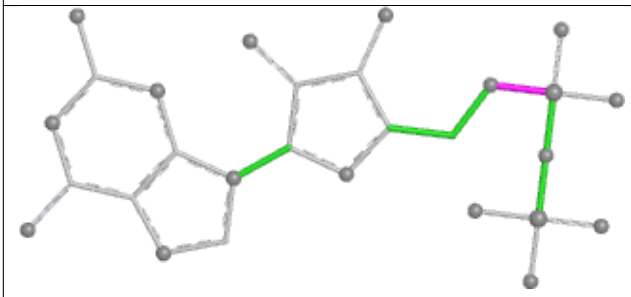 Torsions	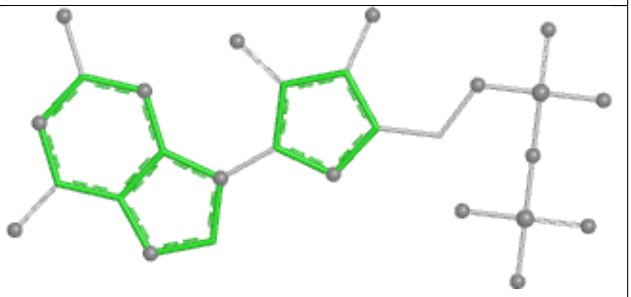 Rings

Ligand GDP E6 501	
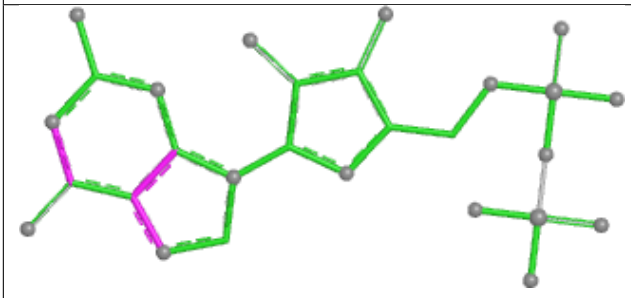 Bond lengths	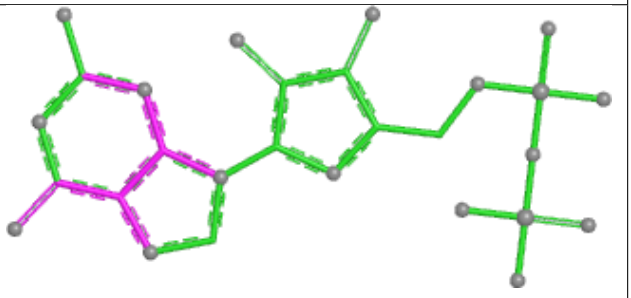 Bond angles
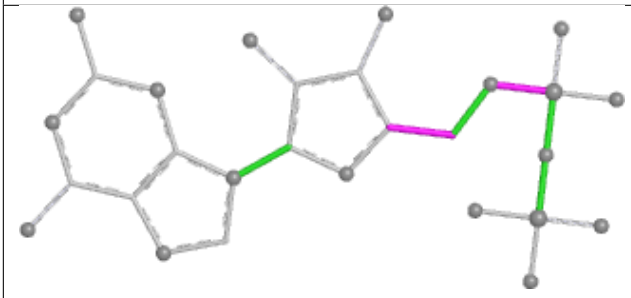 Torsions	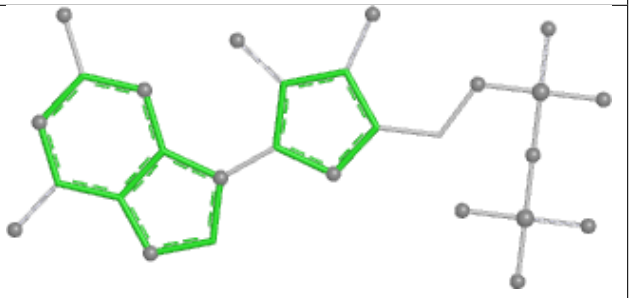 Rings

Ligand GDP O3 501

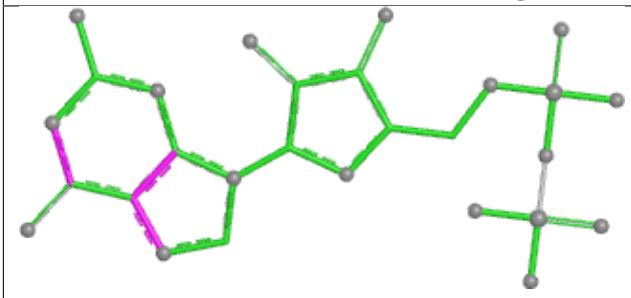

Bond lengths

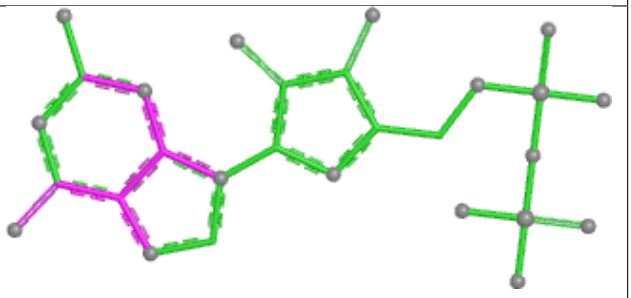

Bond angles

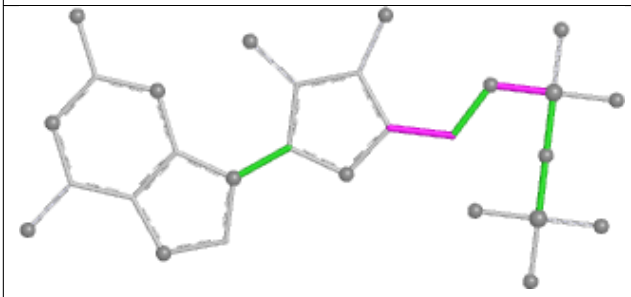

Torsions

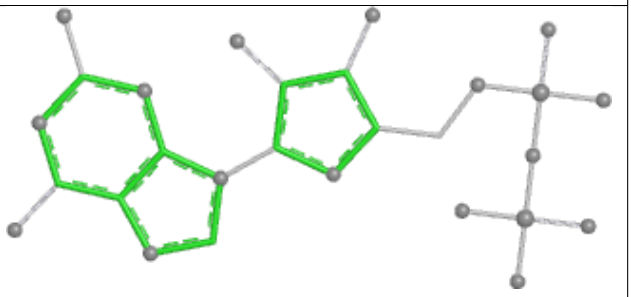

Rings

Ligand GTP B3 501

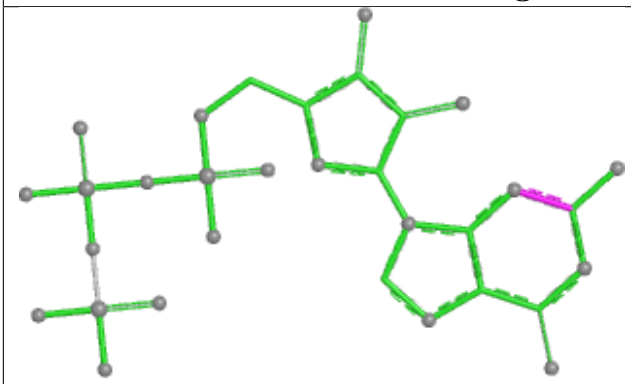

Bond lengths

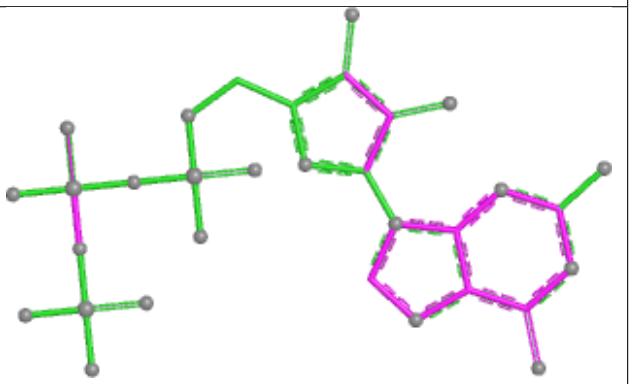

Bond angles

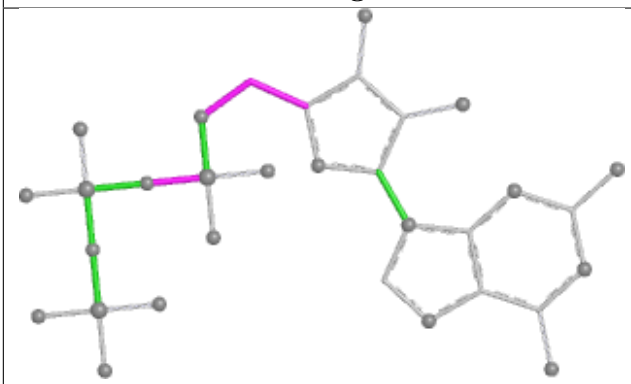

Torsions

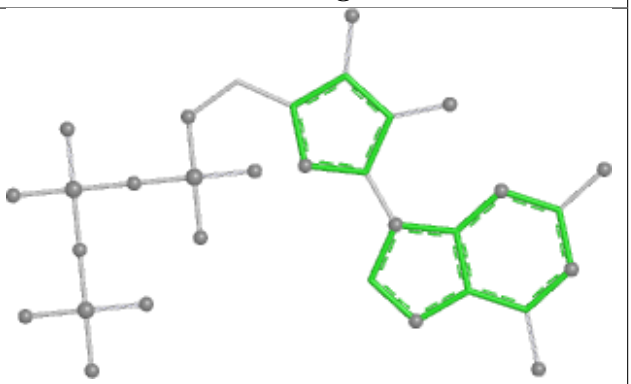

Rings

Ligand GTP B1 501

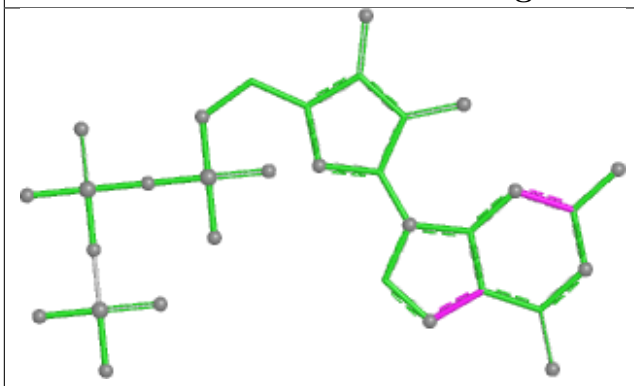

Bond lengths

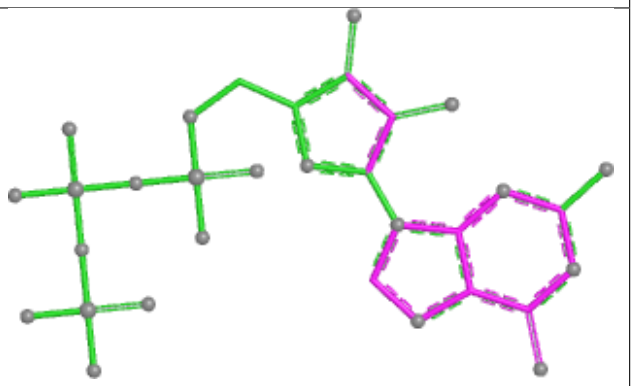

Bond angles

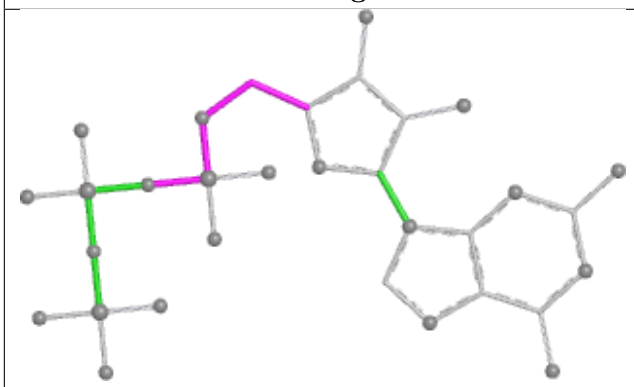

Torsions

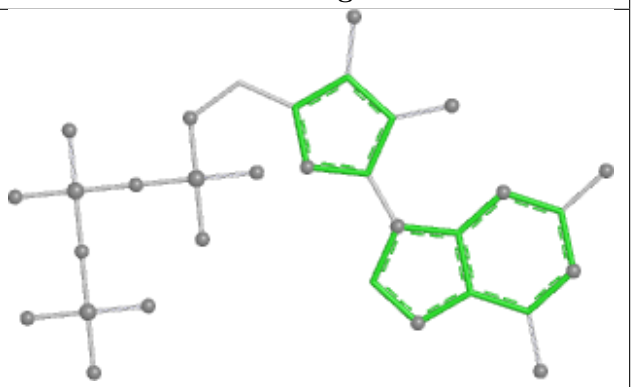

Rings

Ligand GTP L0 501

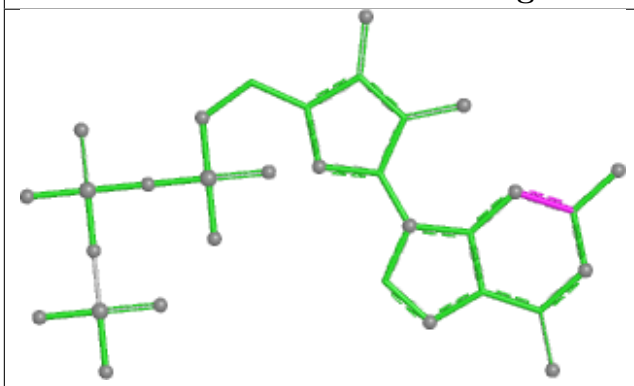

Bond lengths

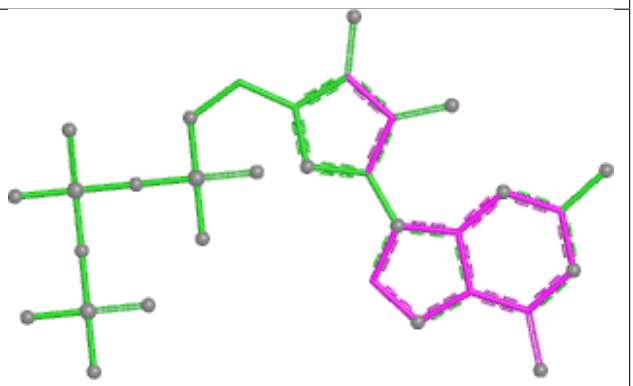

Bond angles

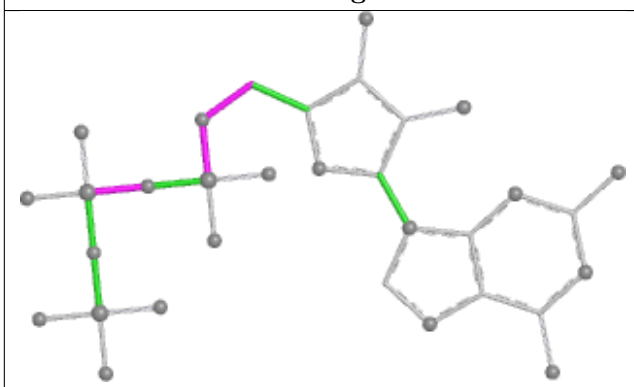

Torsions

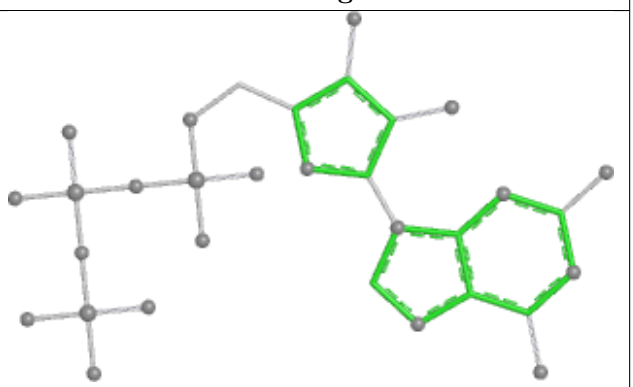

Rings

Ligand GTP J1 501

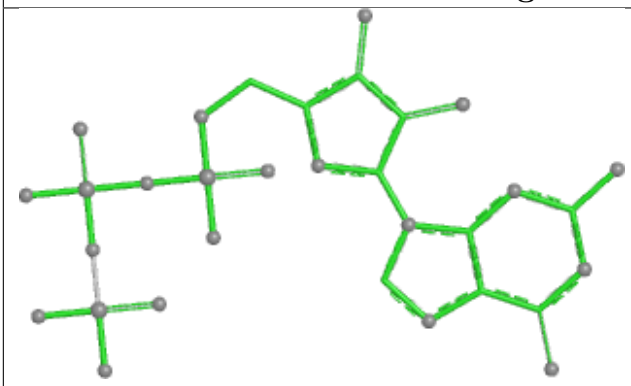

Bond lengths

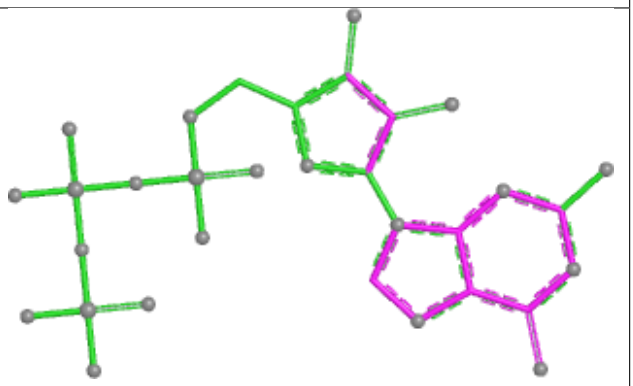

Bond angles

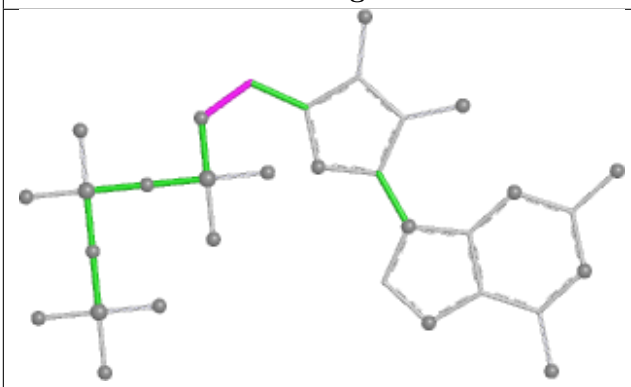

Torsions

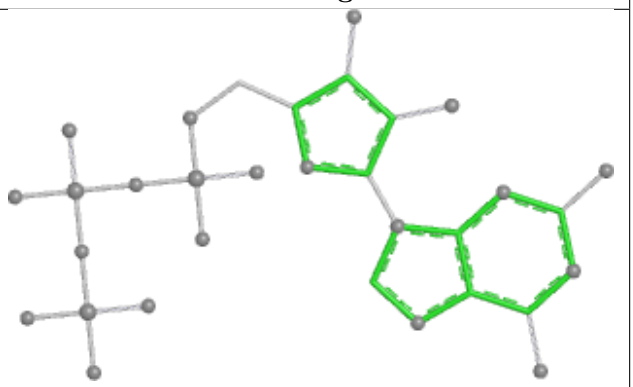

Rings

Ligand GTP O6 501

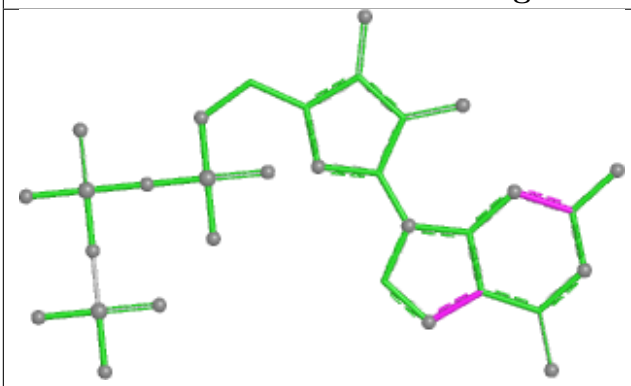

Bond lengths

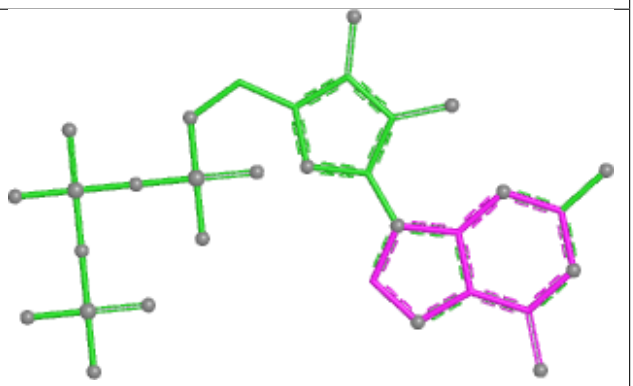

Bond angles

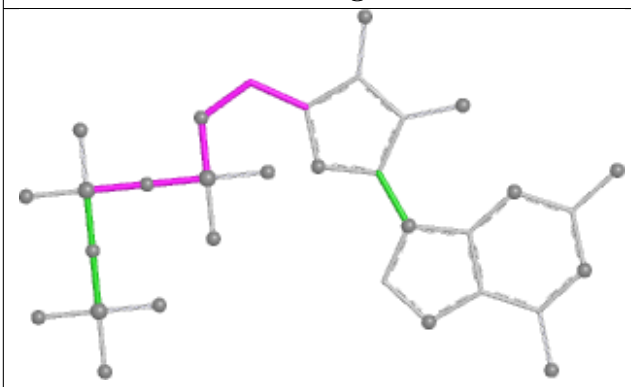

Torsions

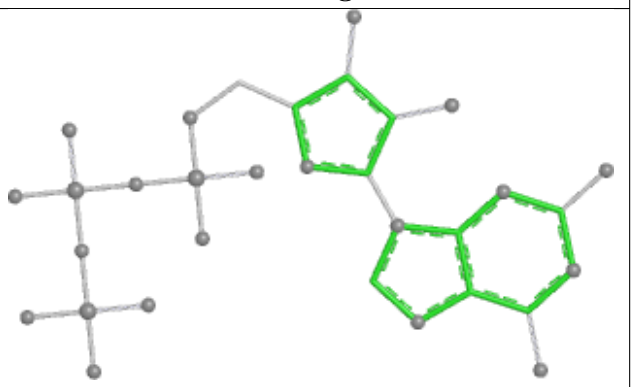

Rings

Ligand GTP F1 501

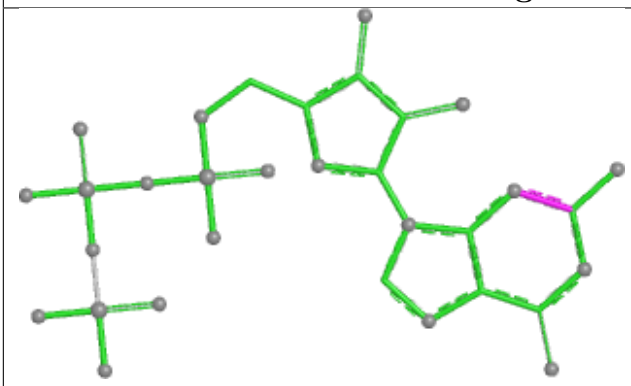

Bond lengths

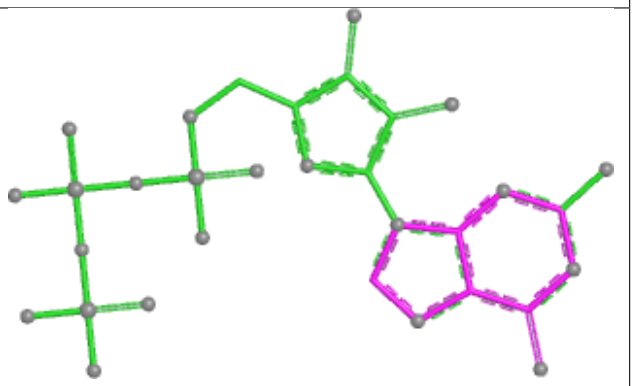

Bond angles

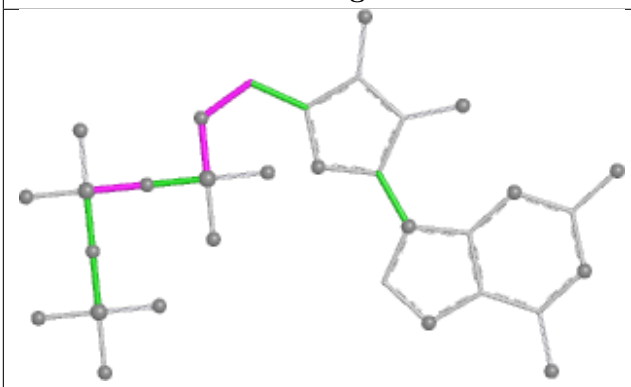

Torsions

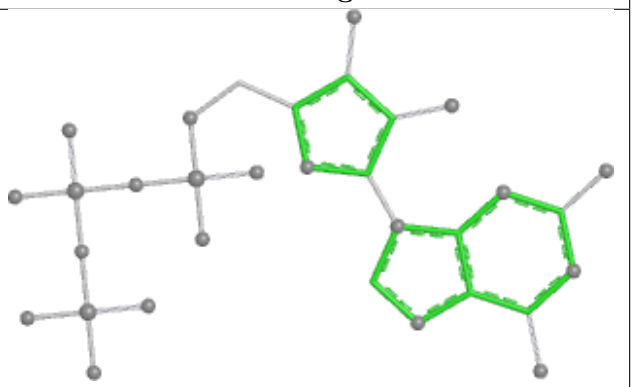

Rings

Ligand GTP V2 501

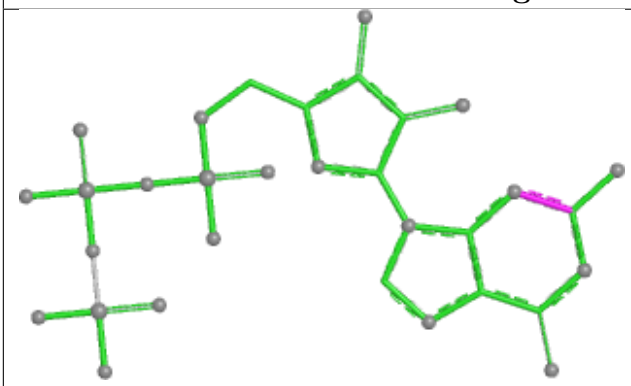

Bond lengths

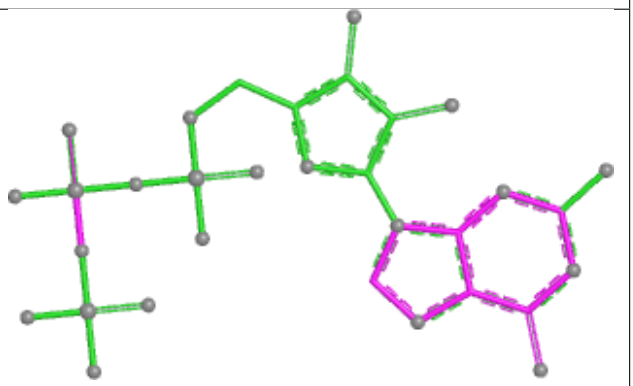

Bond angles

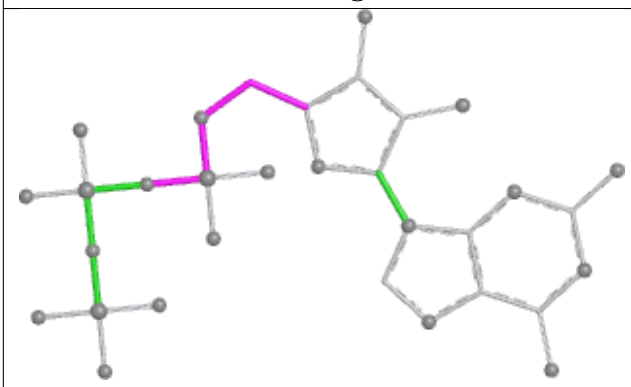

Torsions

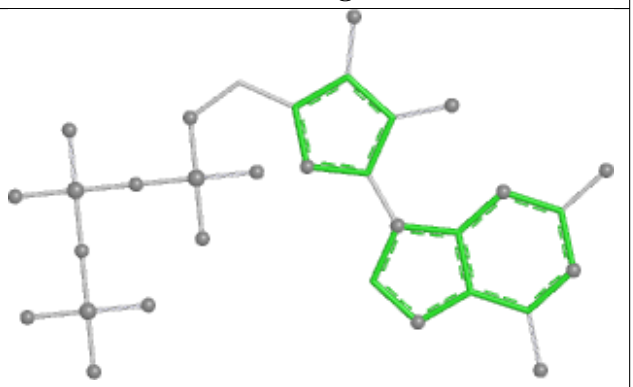

Rings

Ligand GTP K0 501

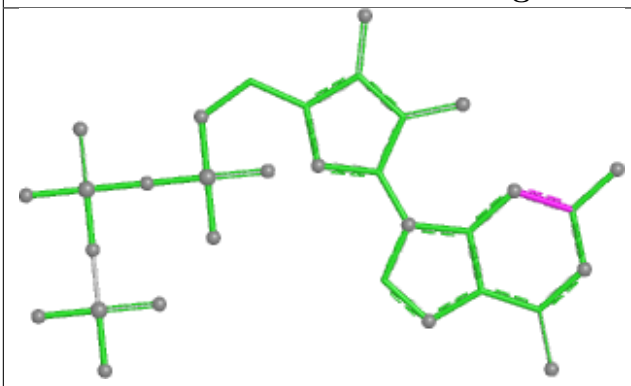

Bond lengths

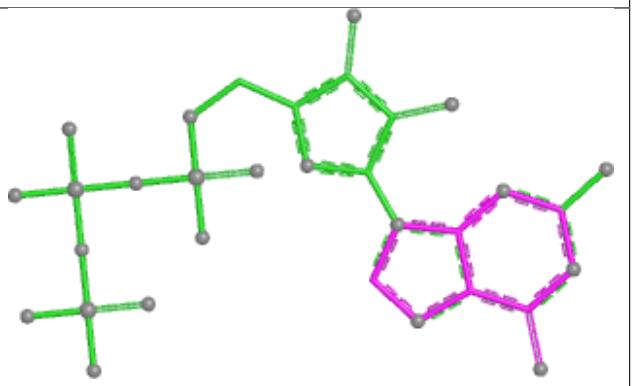

Bond angles

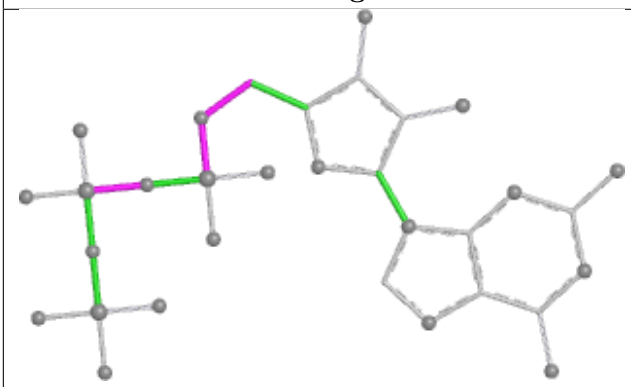

Torsions

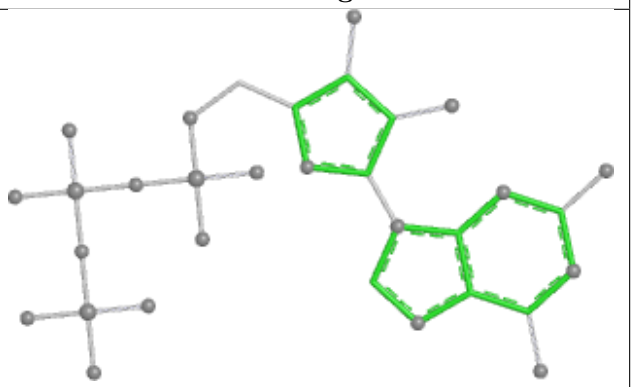

Rings

Ligand GTP P1 502

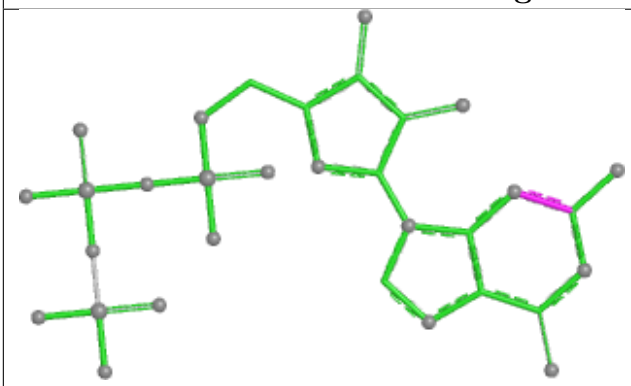

Bond lengths

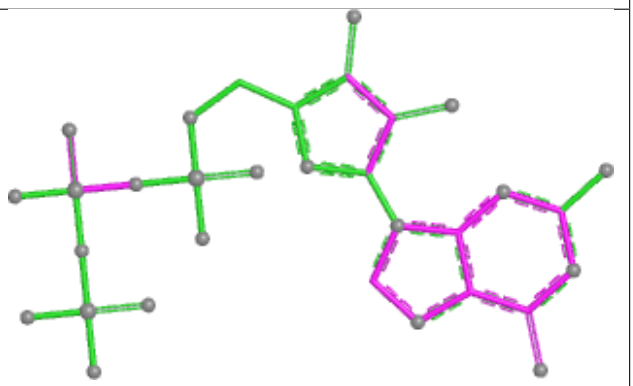

Bond angles

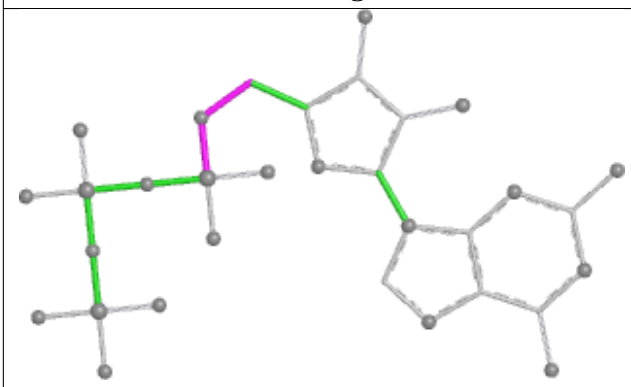

Torsions

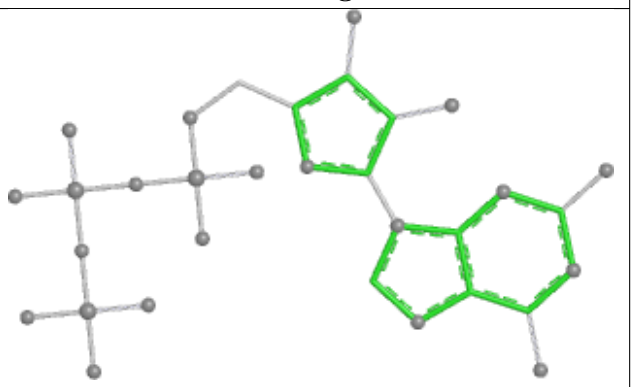

Rings

Ligand GDP M3 501

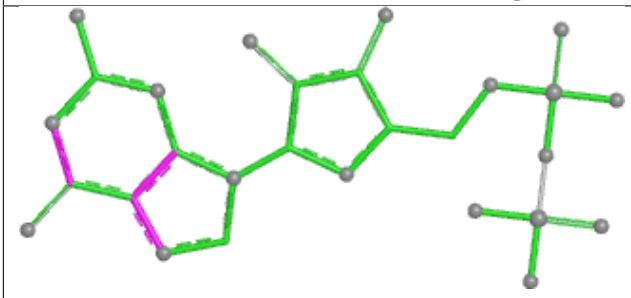

Bond lengths

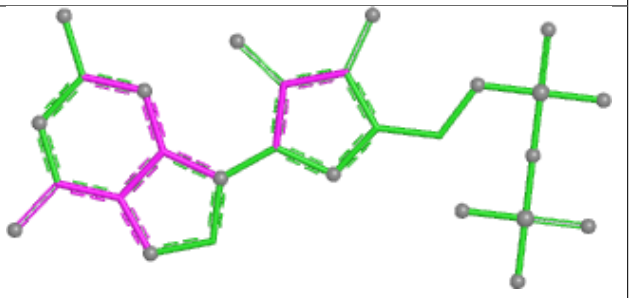

Bond angles

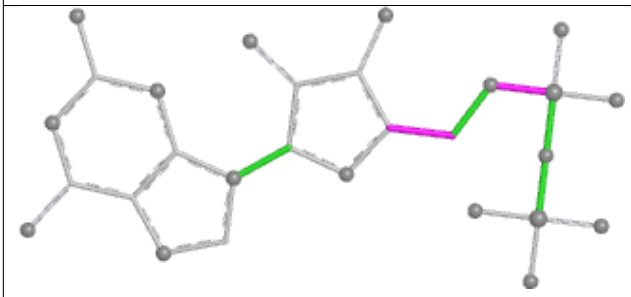

Torsions

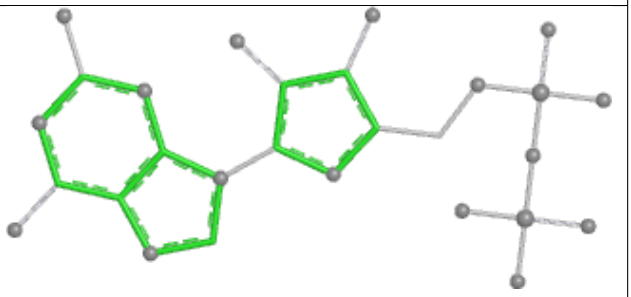

Rings

Ligand GTP H2 501

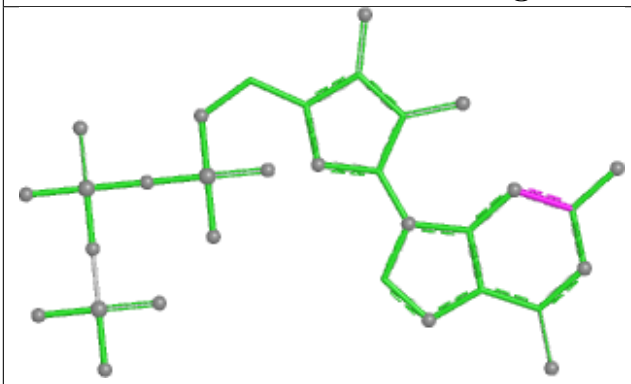

Bond lengths

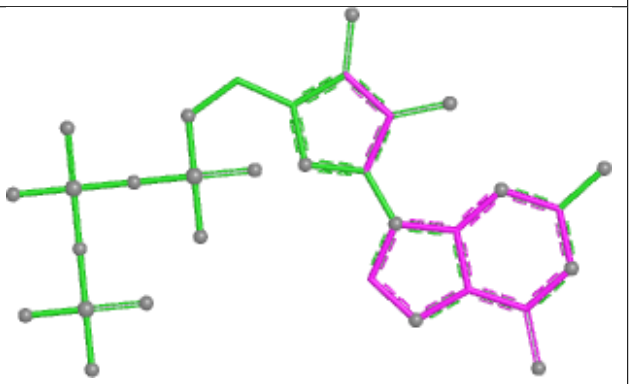

Bond angles

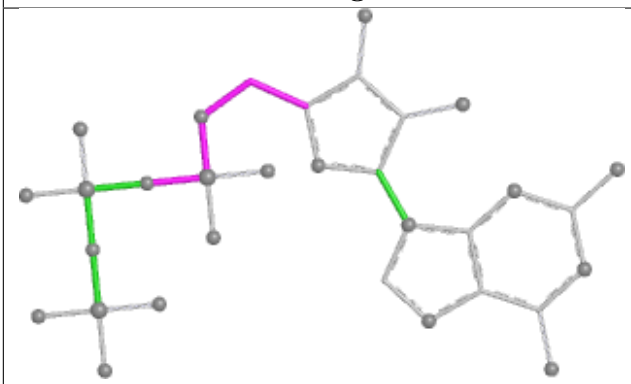

Torsions

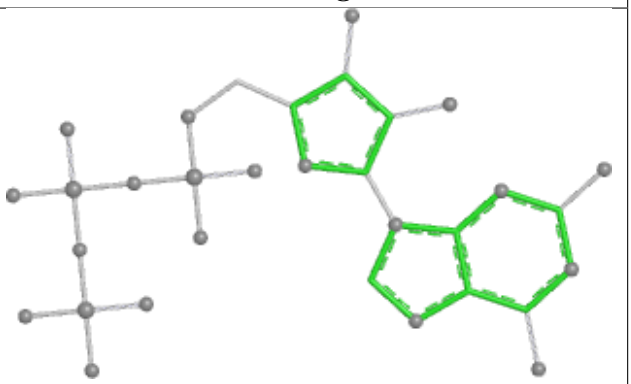

Rings

Ligand GDP S2 501	
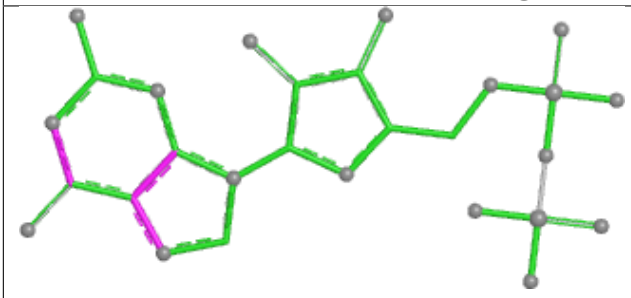 Bond lengths	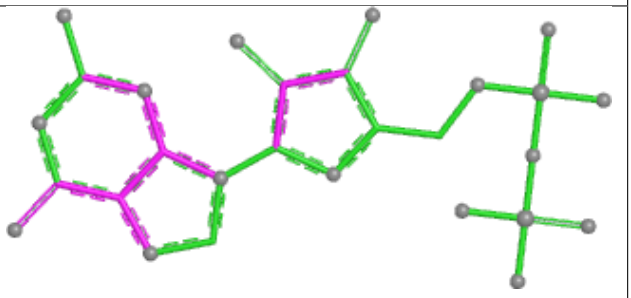 Bond angles
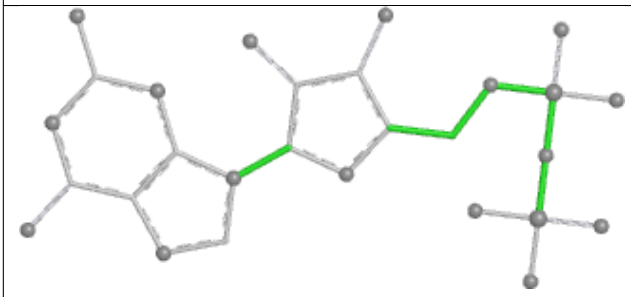 Torsions	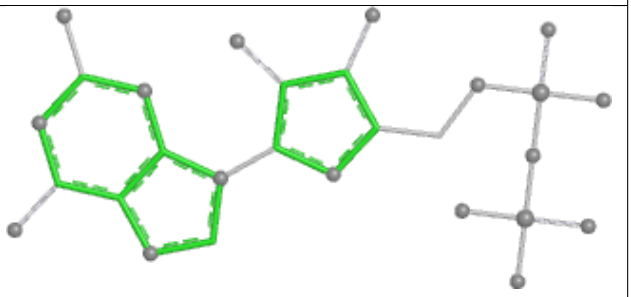 Rings

Ligand GDP K3 501	
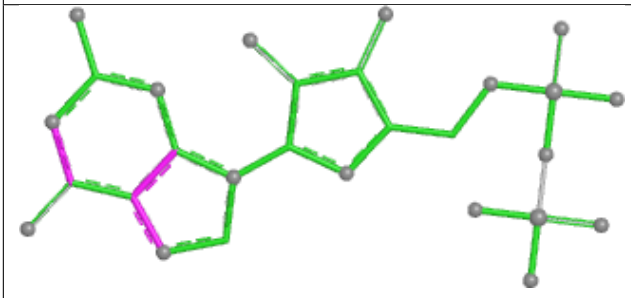 Bond lengths	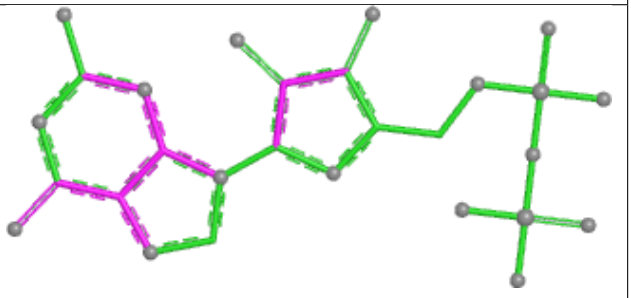 Bond angles
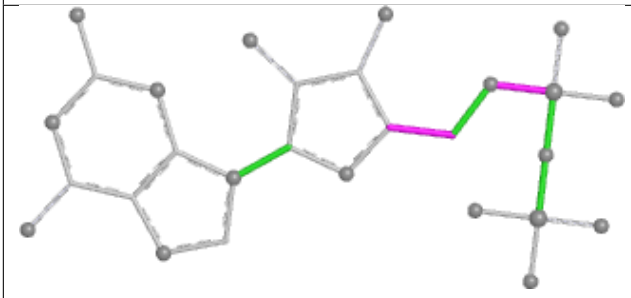 Torsions	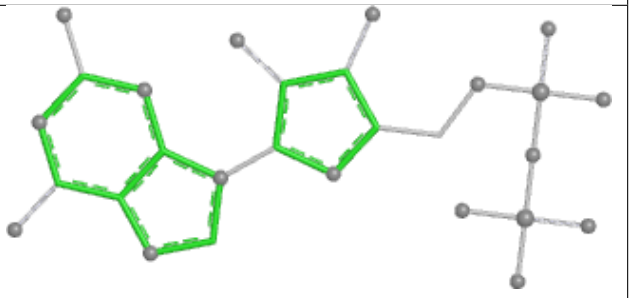 Rings

Ligand GDP F2 501

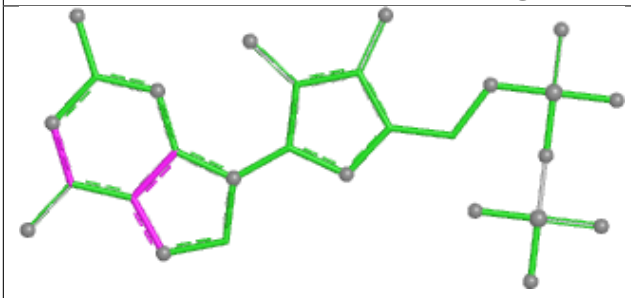

Bond lengths

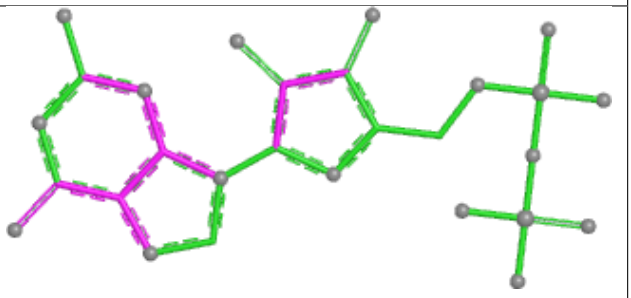

Bond angles

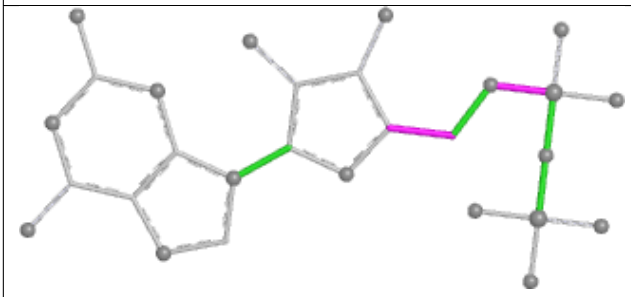

Torsions

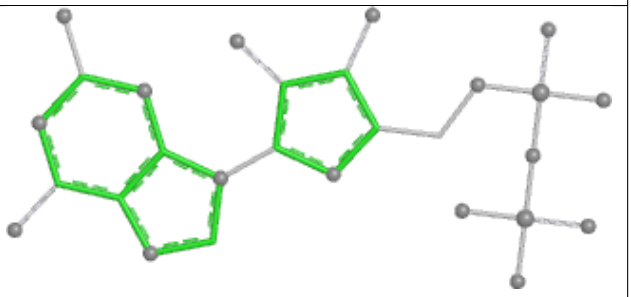

Rings

Ligand GTP C5 501

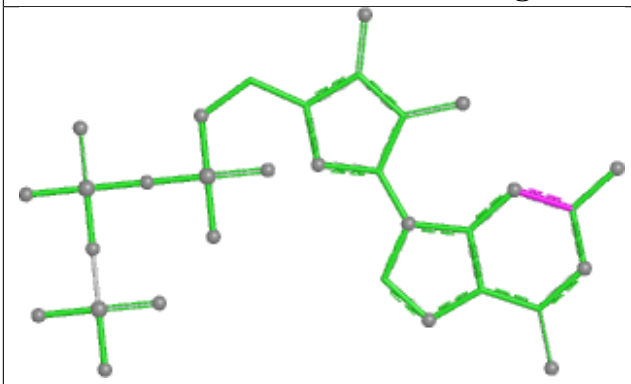

Bond lengths

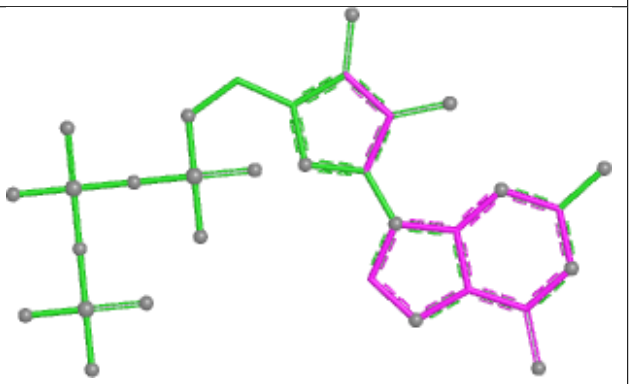

Bond angles

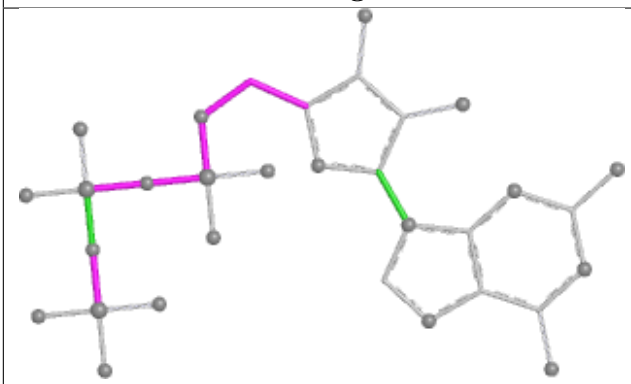

Torsions

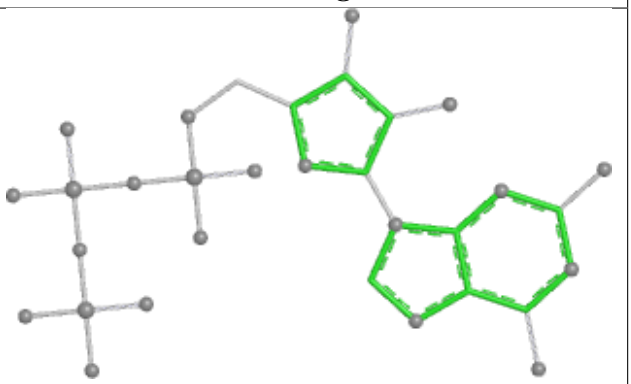

Rings

Ligand GTP K2 501

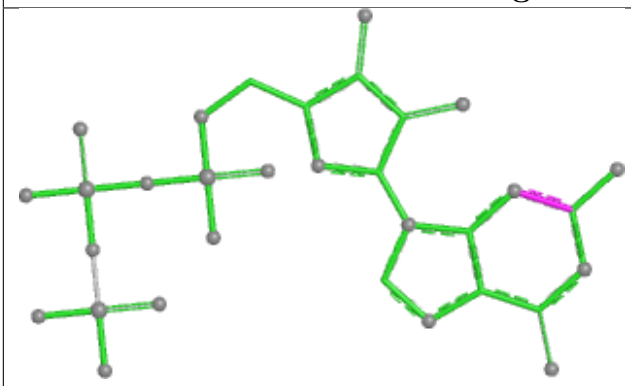

Bond lengths

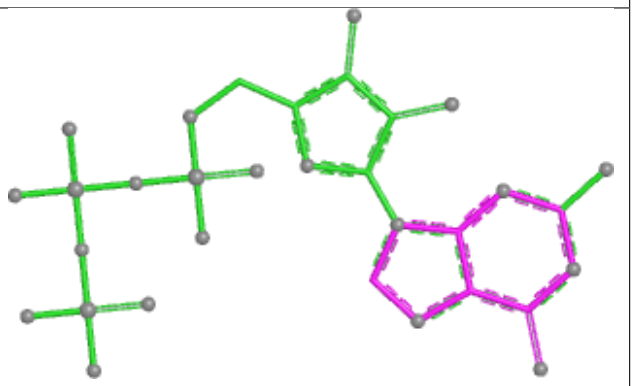

Bond angles

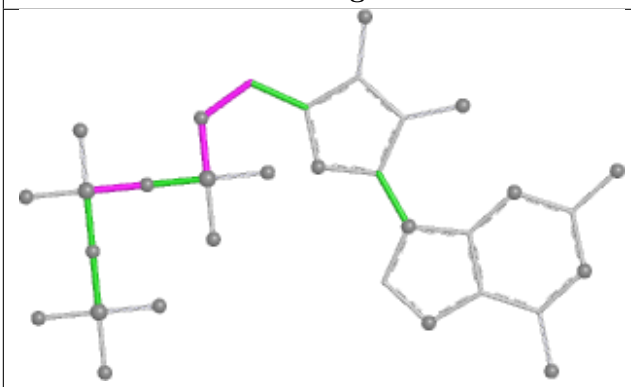

Torsions

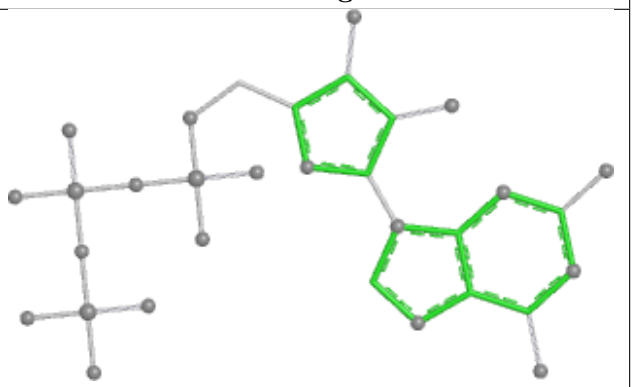

Rings

Ligand GTP A0 501

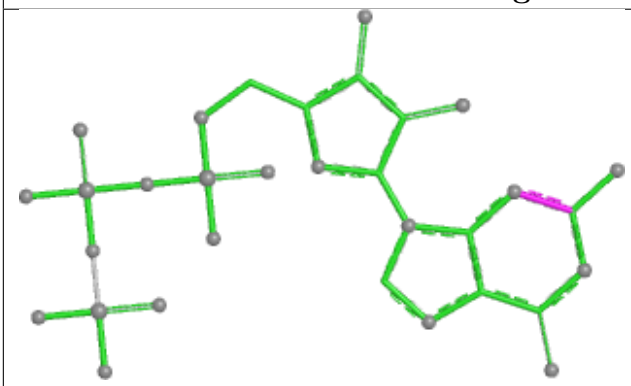

Bond lengths

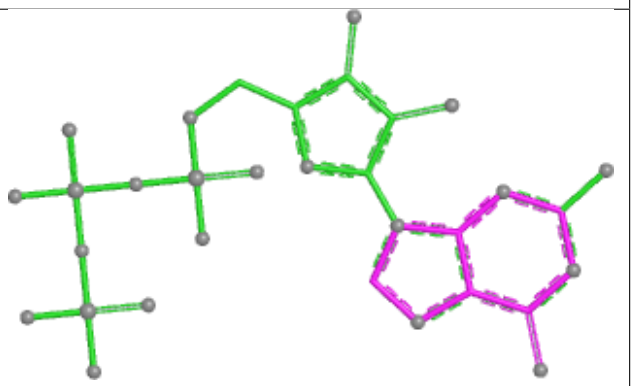

Bond angles

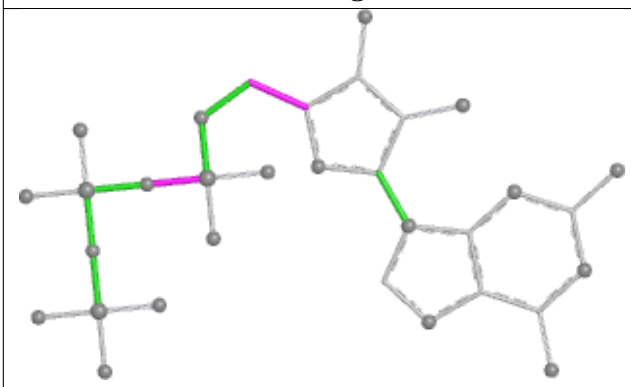

Torsions

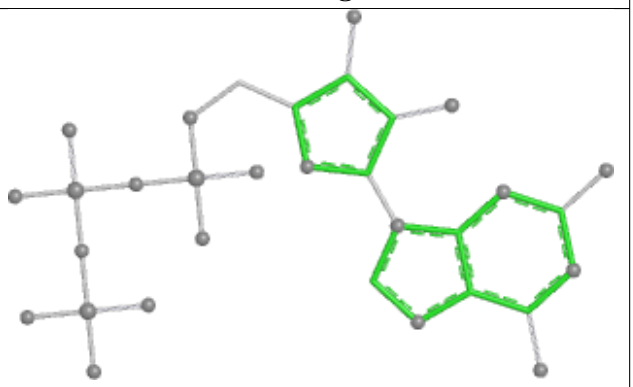

Rings

Ligand GTP C1 501

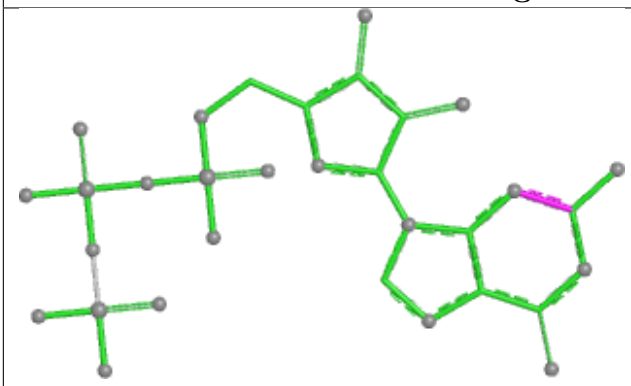

Bond lengths

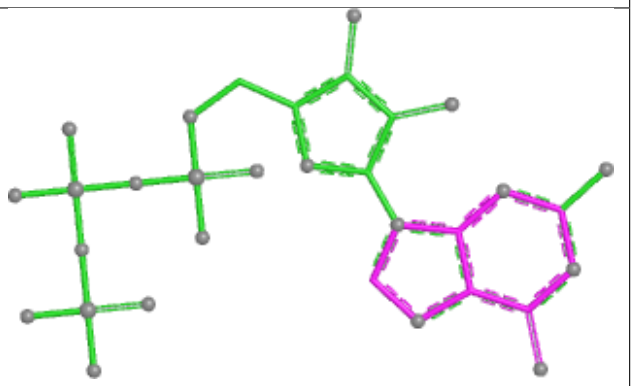

Bond angles

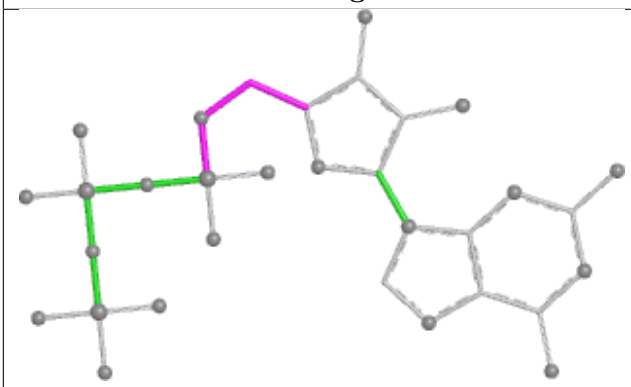

Torsions

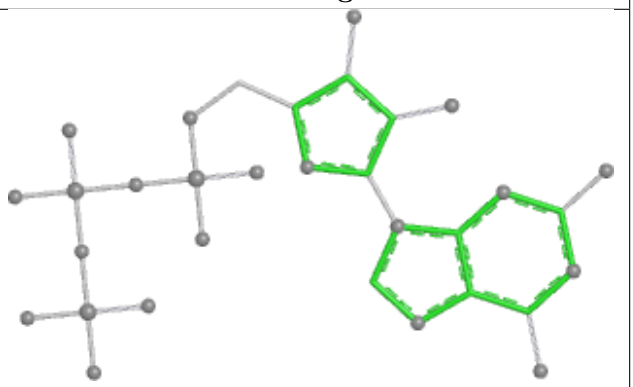

Rings

Ligand GTP Q5 501

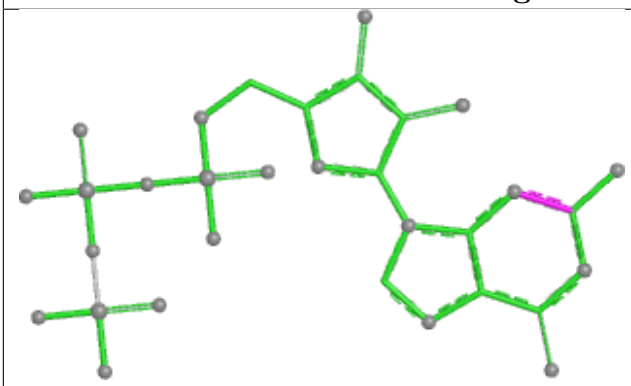

Bond lengths

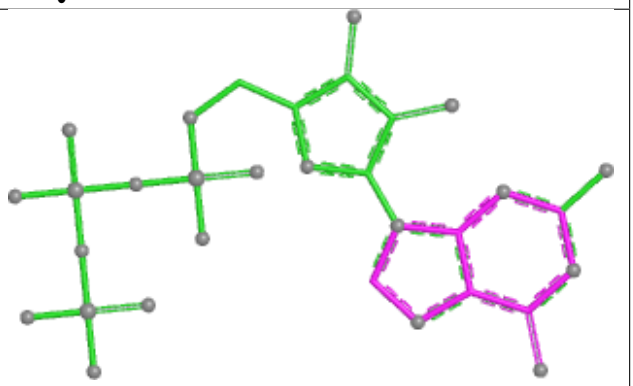

Bond angles

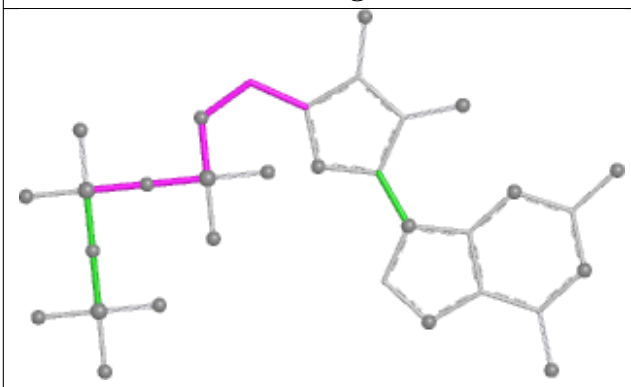

Torsions

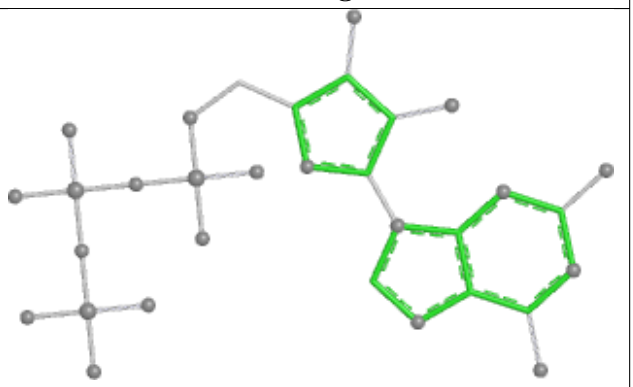

Rings

Ligand GDP B0 501

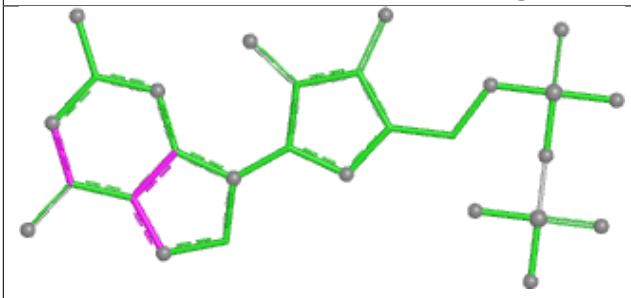

Bond lengths

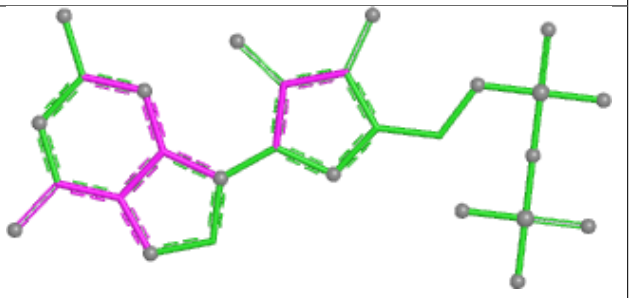

Bond angles

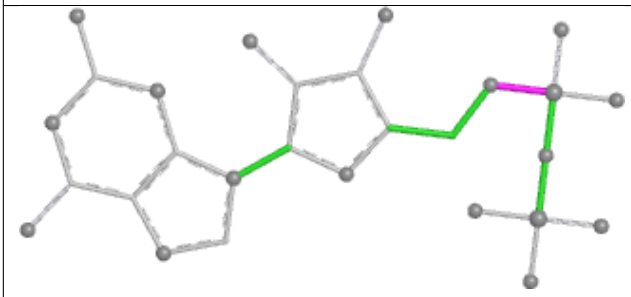

Torsions

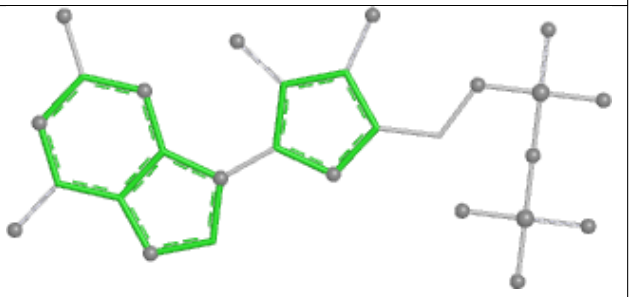

Rings

Ligand GTP D3 501

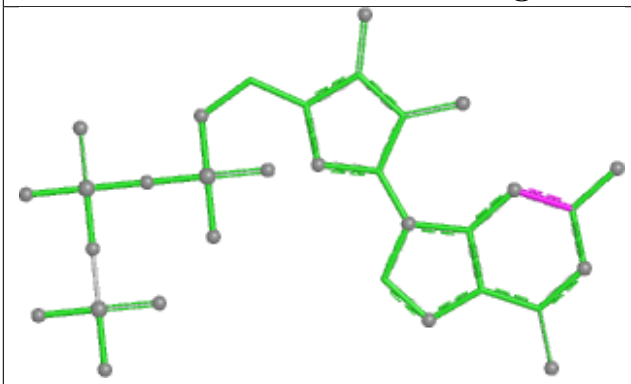

Bond lengths

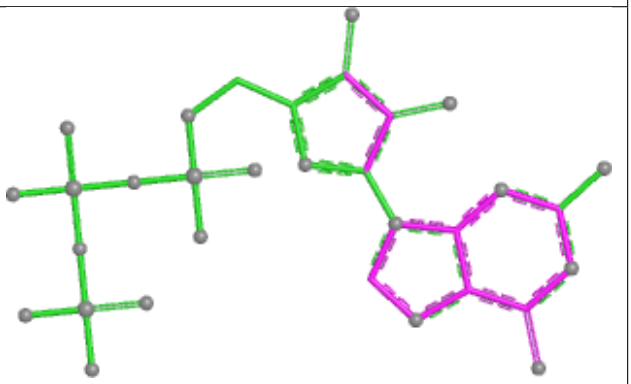

Bond angles

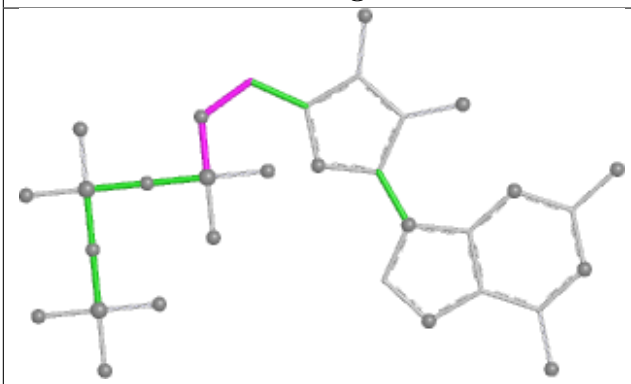

Torsions

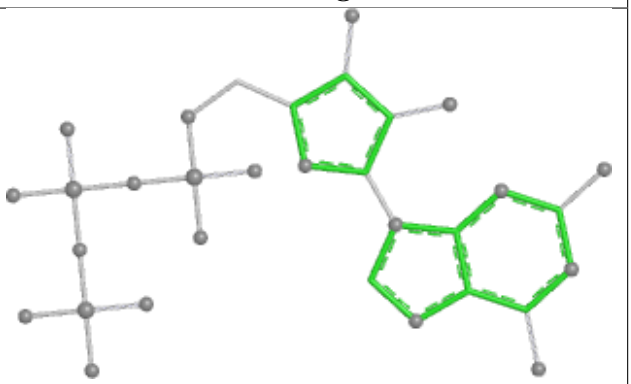

Rings

Ligand GDP U2 501

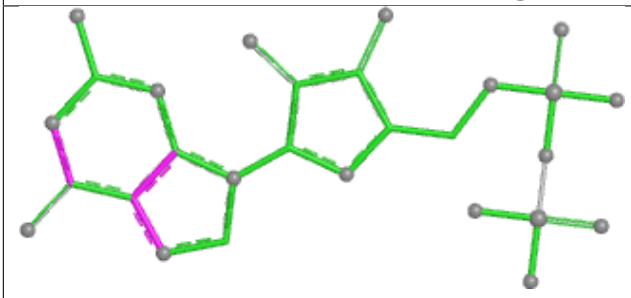

Bond lengths

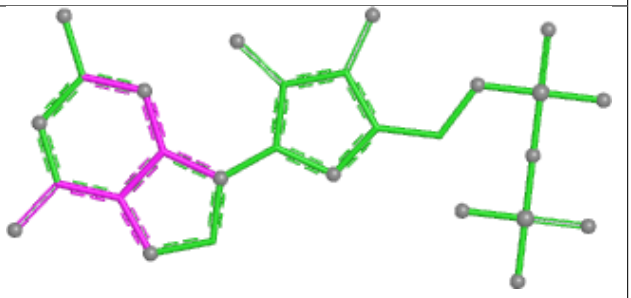

Bond angles

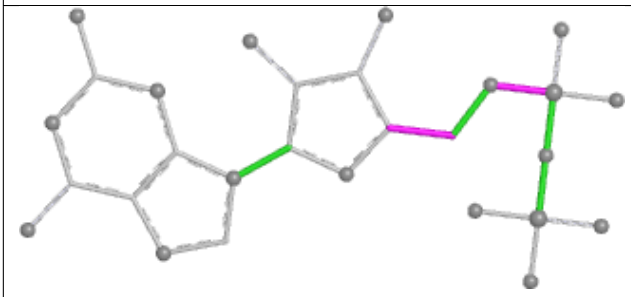

Torsions

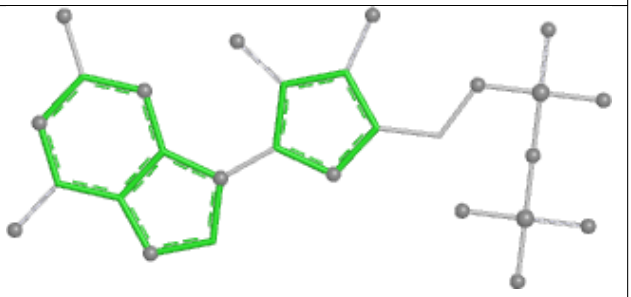

Rings

Ligand GTP F3 501

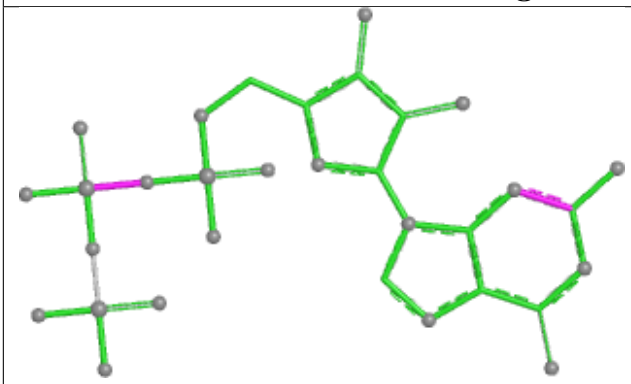

Bond lengths

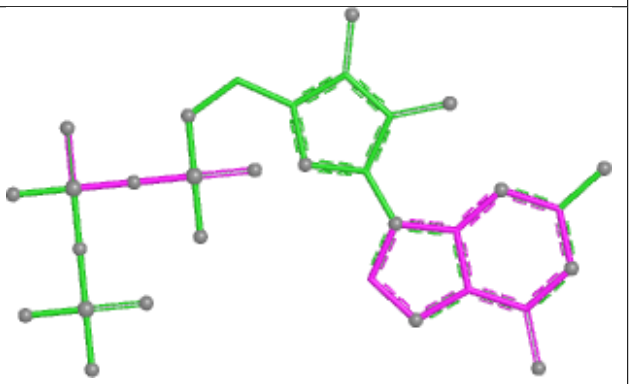

Bond angles

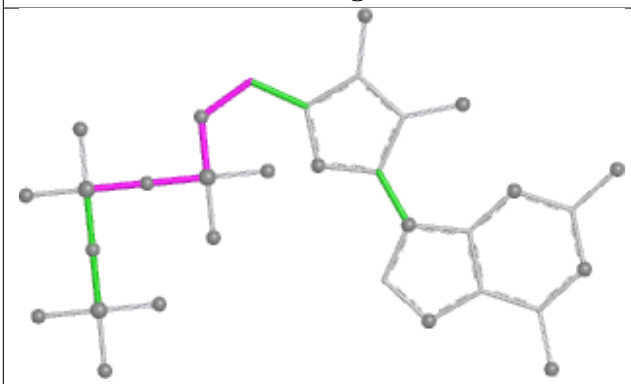

Torsions

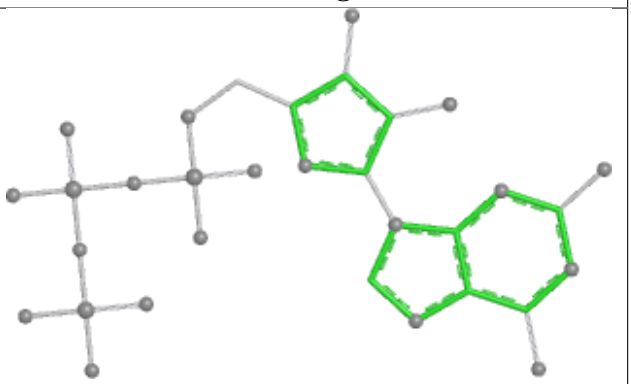

Rings

Ligand GDP I3 501	
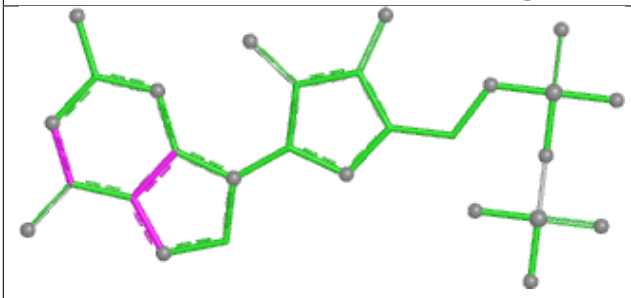	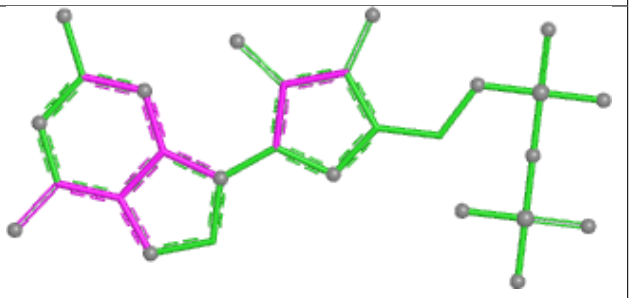
Bond lengths	Bond angles
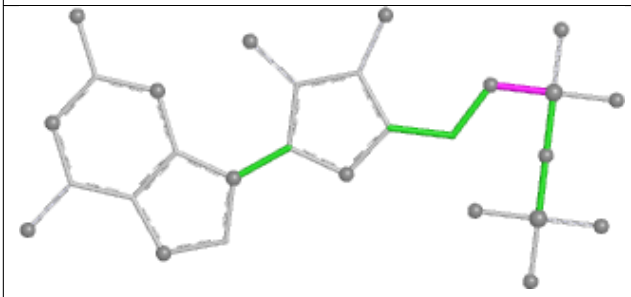	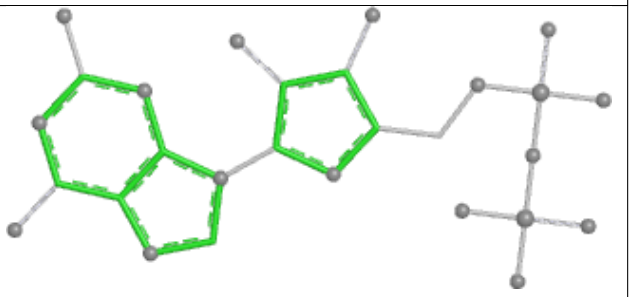
Torsions	Rings

Ligand GDP J2 501	
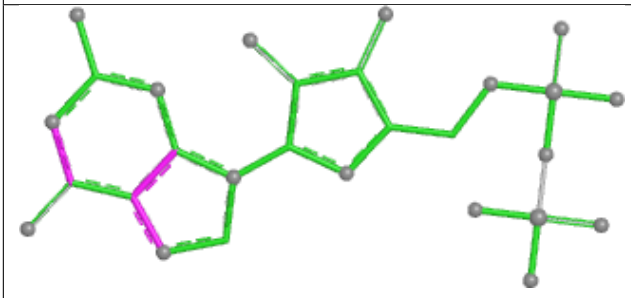	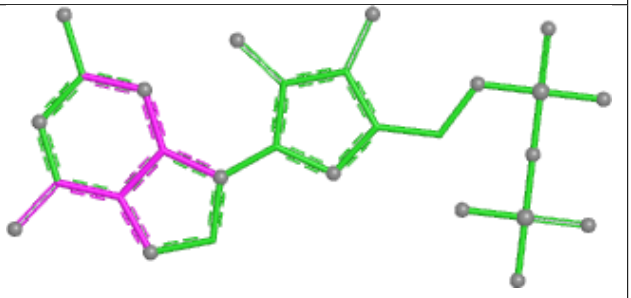
Bond lengths	Bond angles
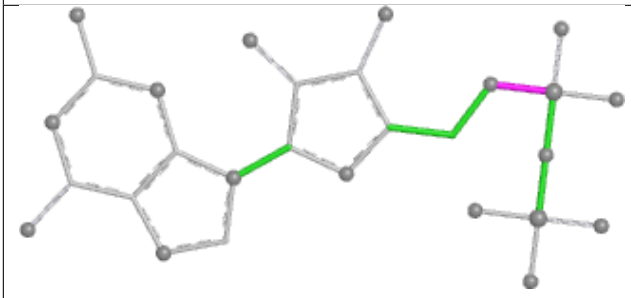	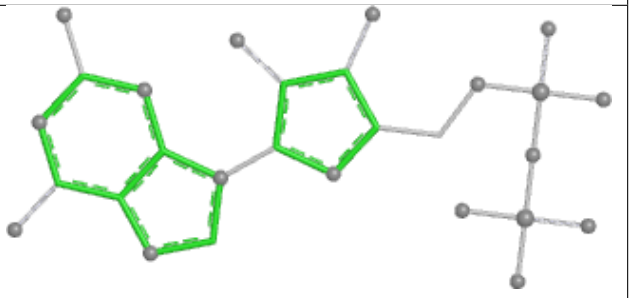
Torsions	Rings

Ligand GTP O2 501

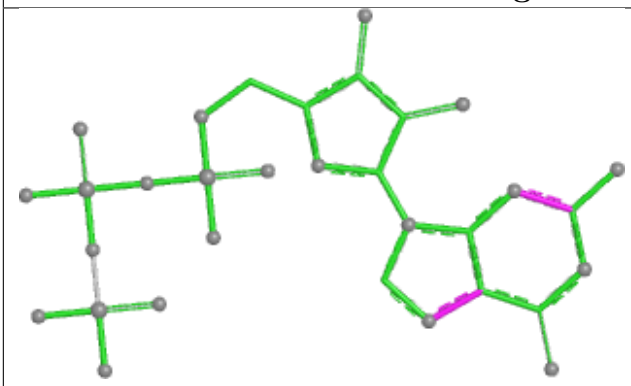

Bond lengths

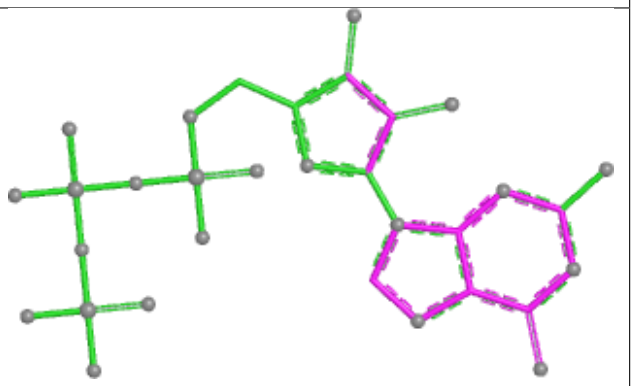

Bond angles

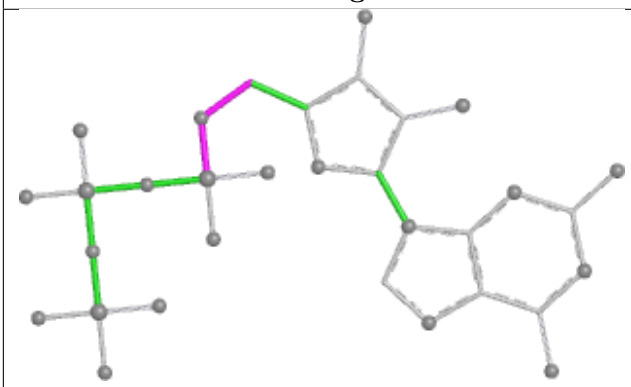

Torsions

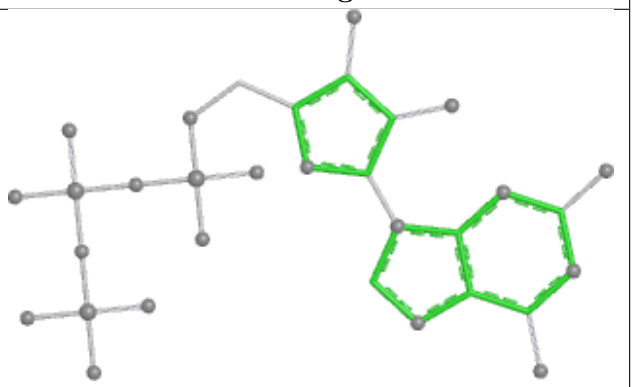

Rings

Ligand GTP W0 501

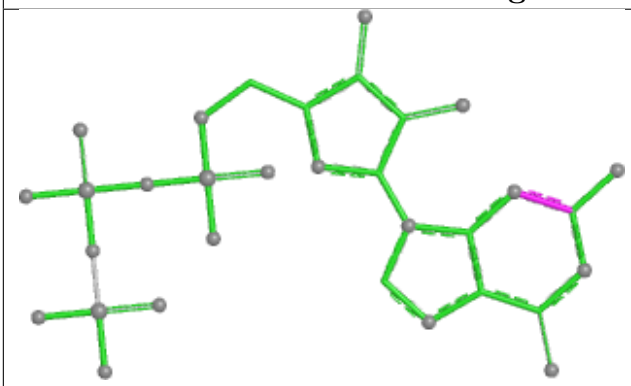

Bond lengths

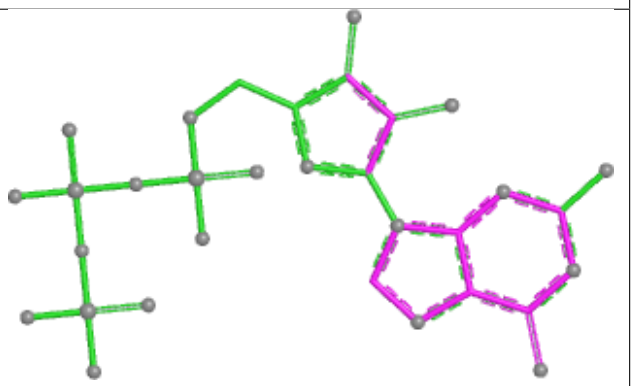

Bond angles

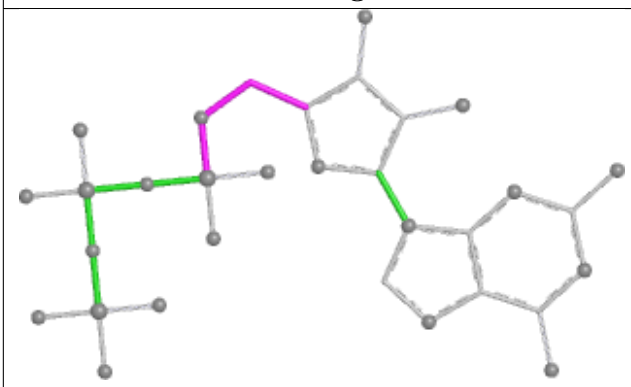

Torsions

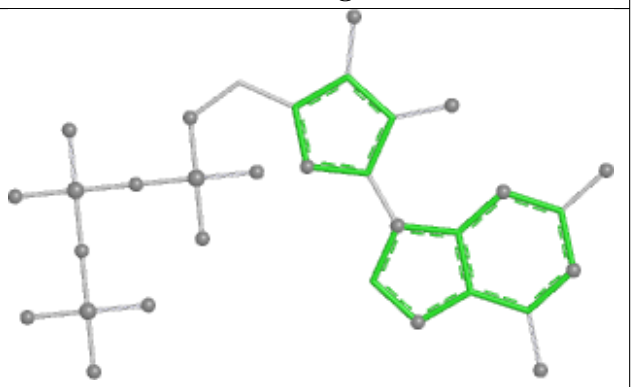

Rings

Ligand GTP W6 501

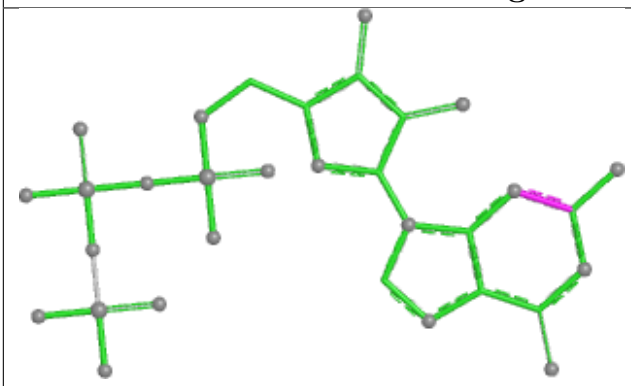

Bond lengths

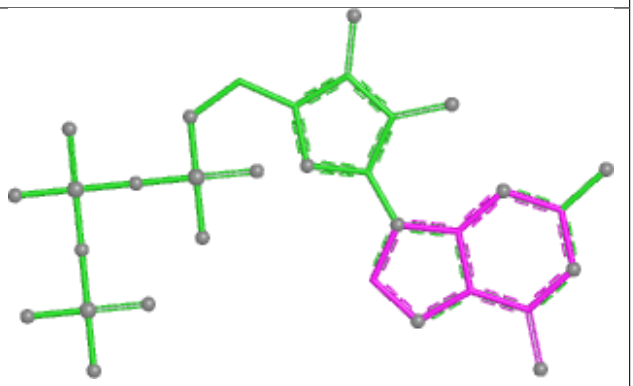

Bond angles

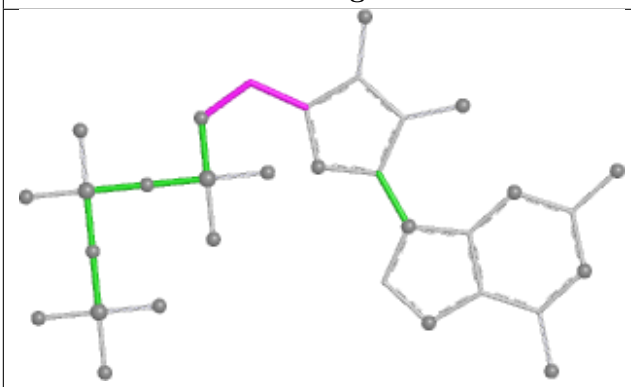

Torsions

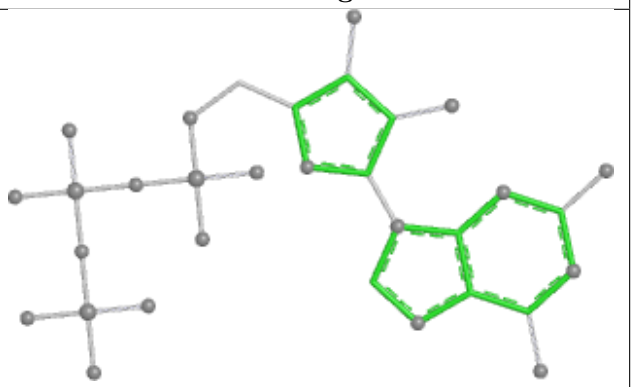

Rings

Ligand GDP B2 501

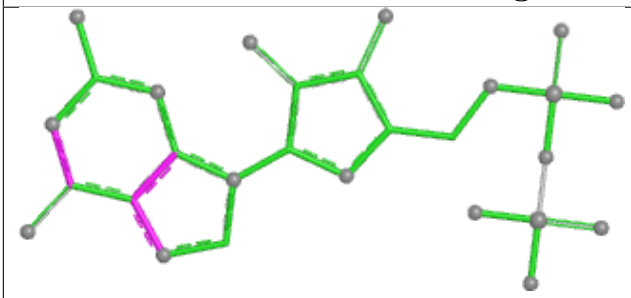

Bond lengths

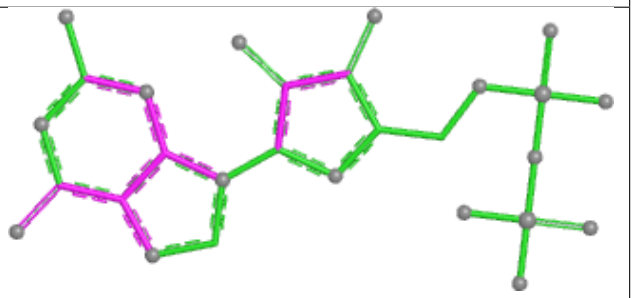

Bond angles

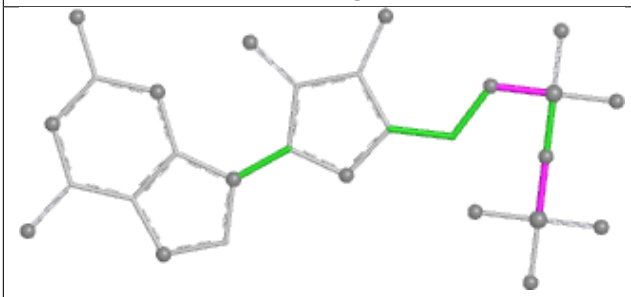

Torsions

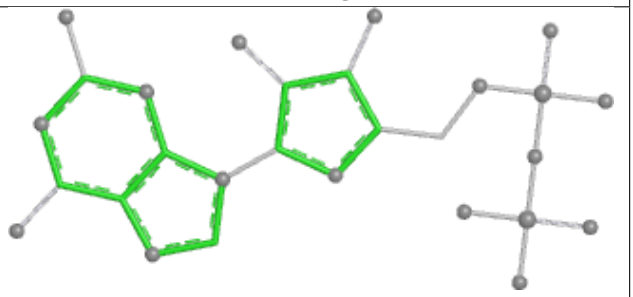

Rings

Ligand GDP F0 501	
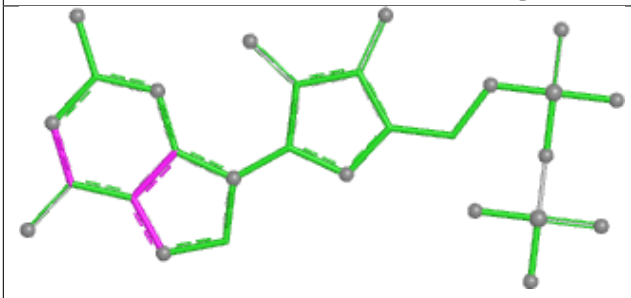 Bond lengths	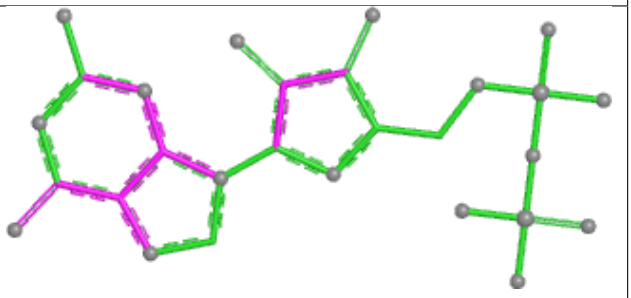 Bond angles
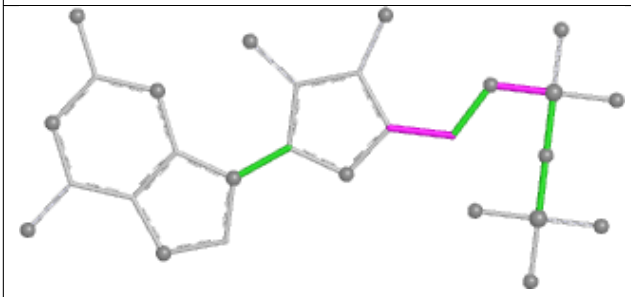 Torsions	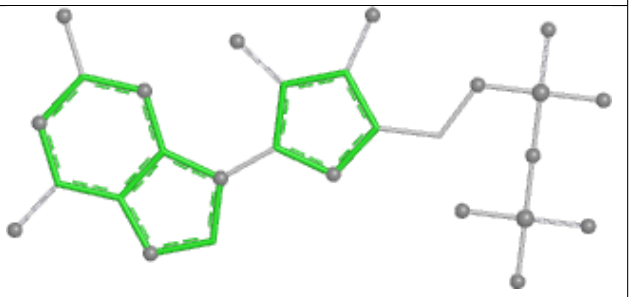 Rings

Ligand GDP H5 501	
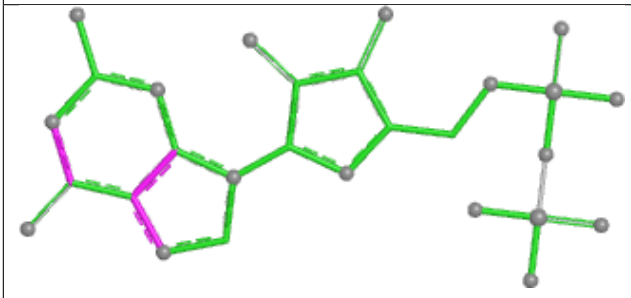 Bond lengths	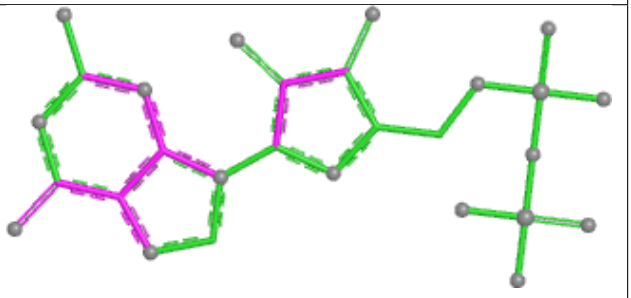 Bond angles
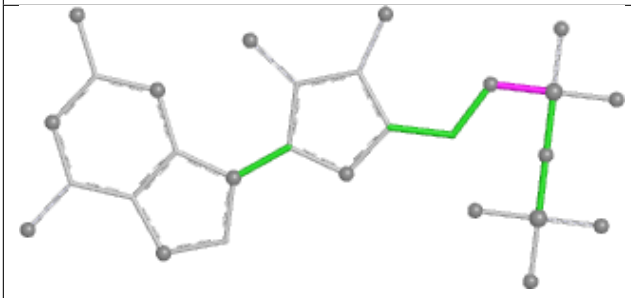 Torsions	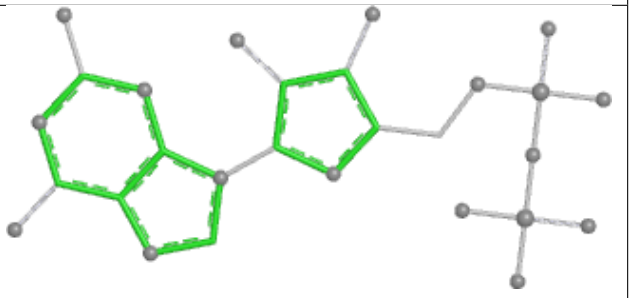 Rings

Ligand GDP L3 501

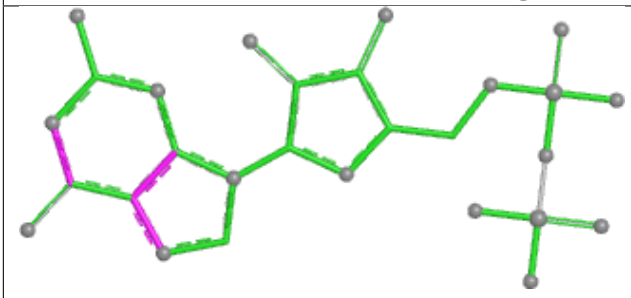

Bond lengths

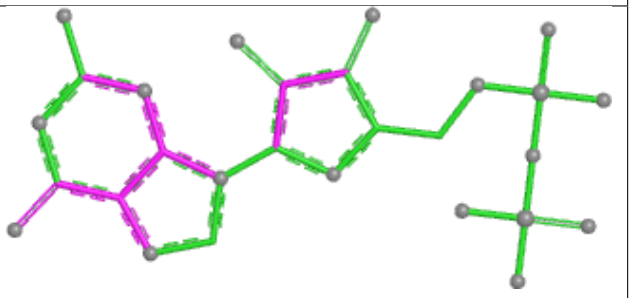

Bond angles

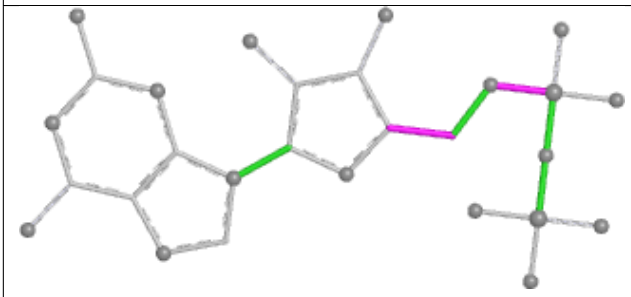

Torsions

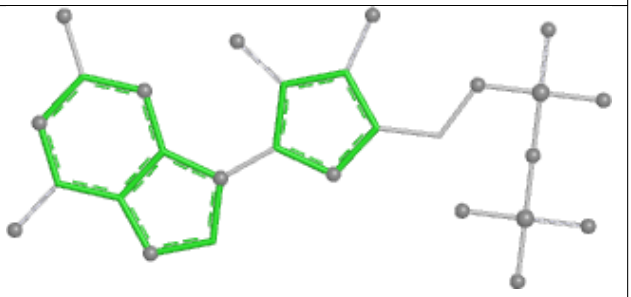

Rings

Ligand GDP Q2 501

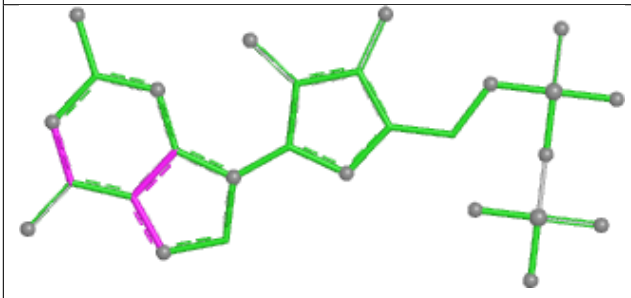

Bond lengths

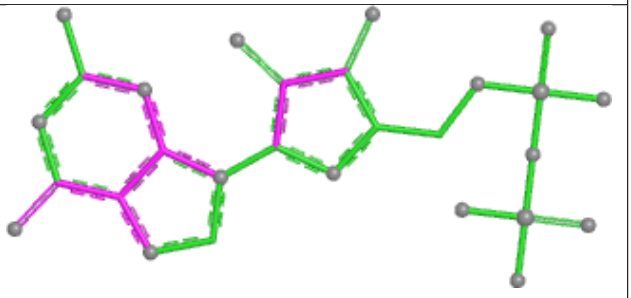

Bond angles

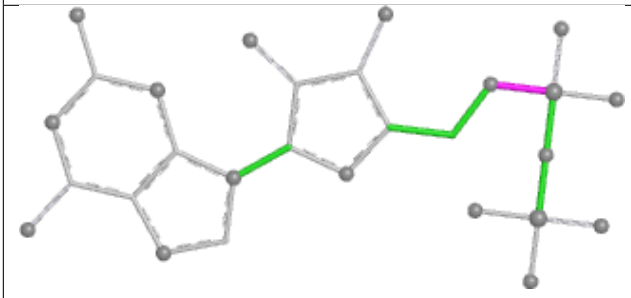

Torsions

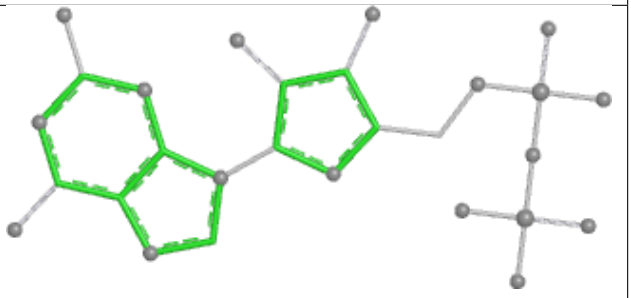

Rings

Ligand GTP T5 501

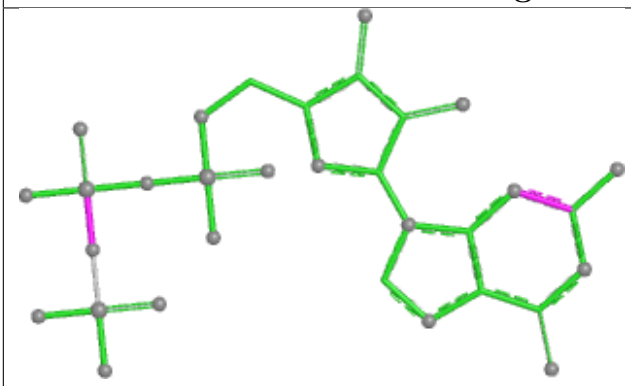

Bond lengths

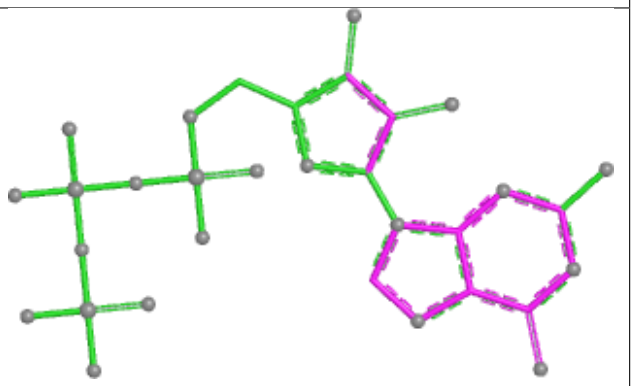

Bond angles

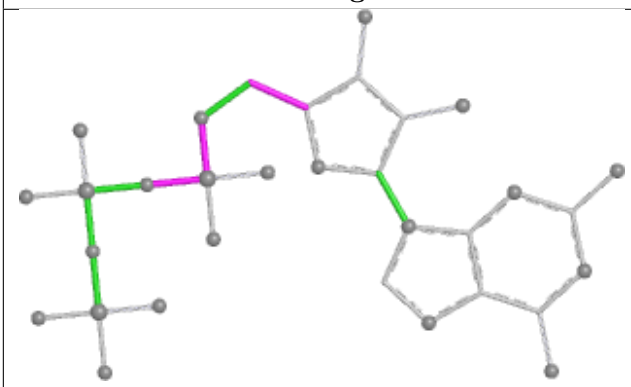

Torsions

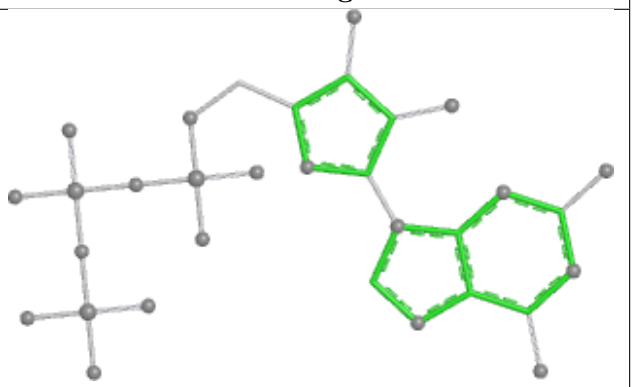

Rings

Ligand GTP T1 501

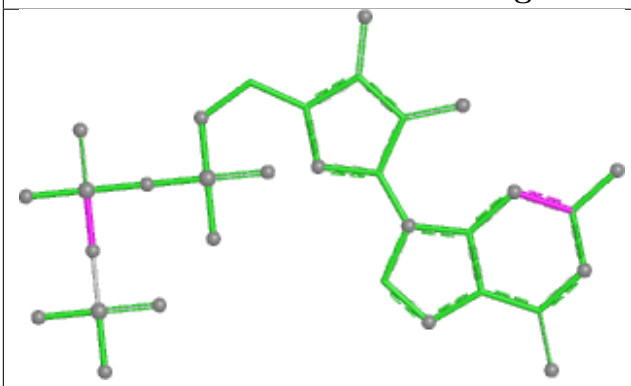

Bond lengths

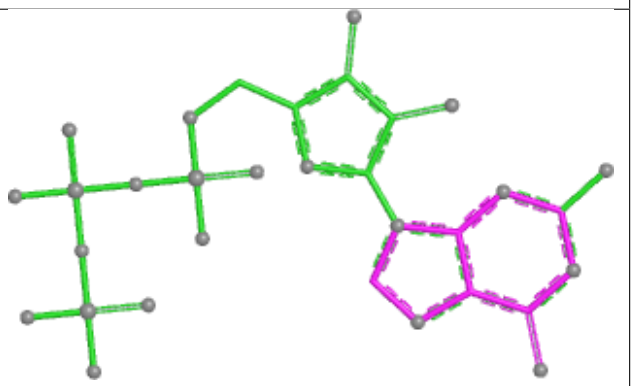

Bond angles

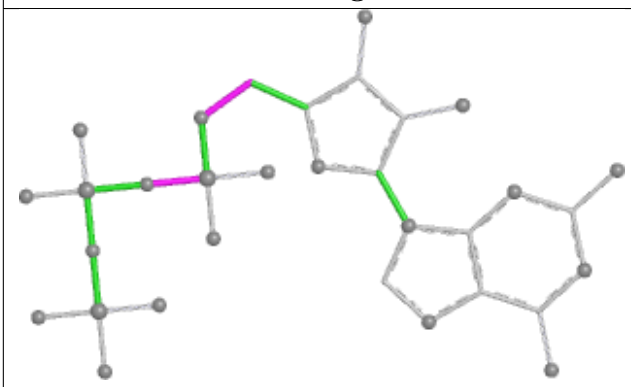

Torsions

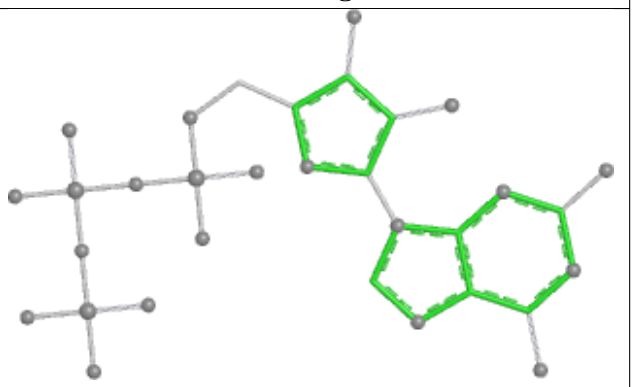

Rings

Ligand GTP J3 501

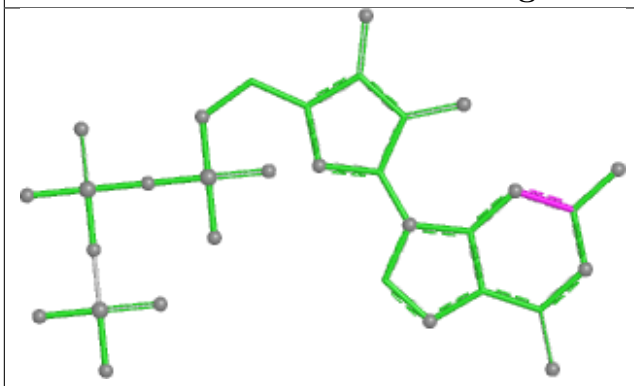

Bond lengths

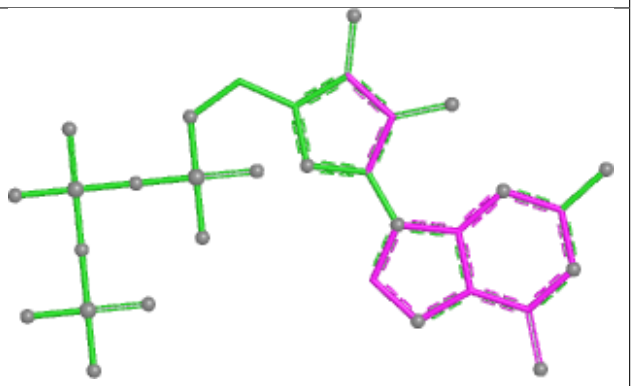

Bond angles

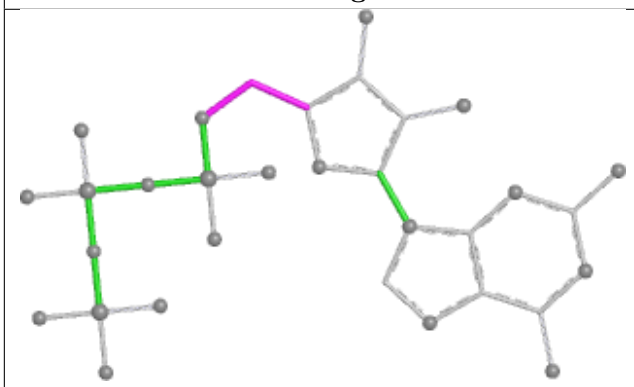

Torsions

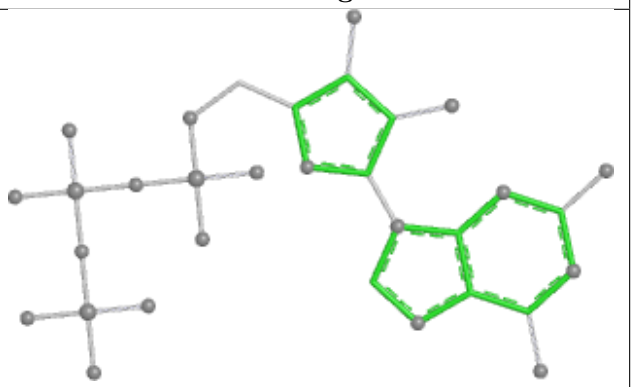

Rings

Ligand GTP E3 501

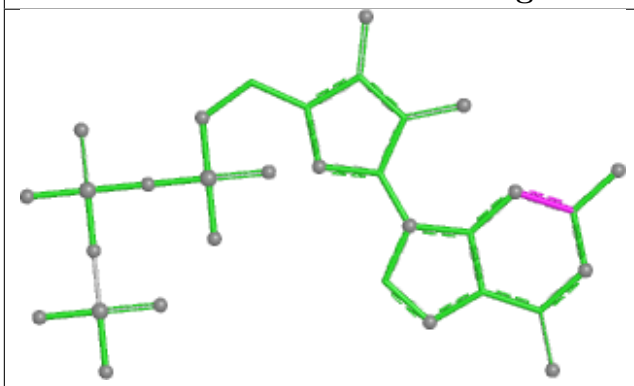

Bond lengths

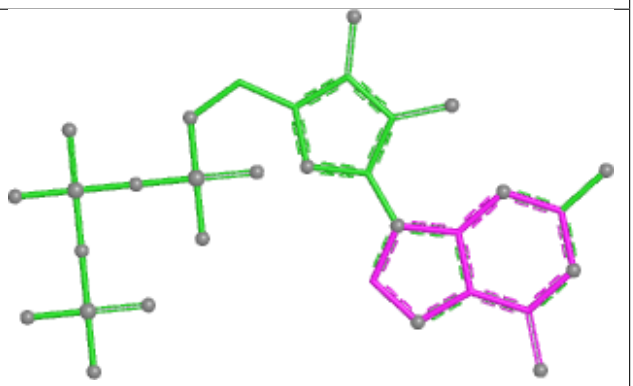

Bond angles

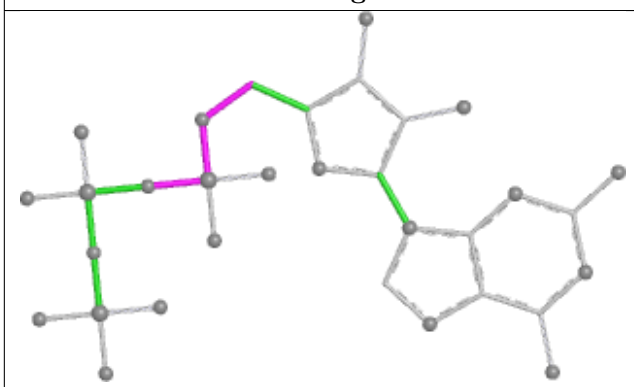

Torsions

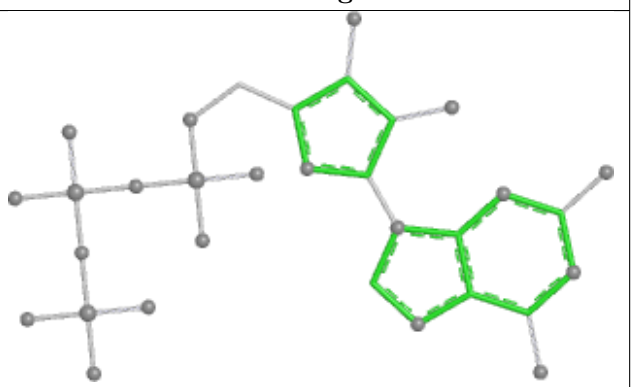

Rings

Ligand GTP W2 501

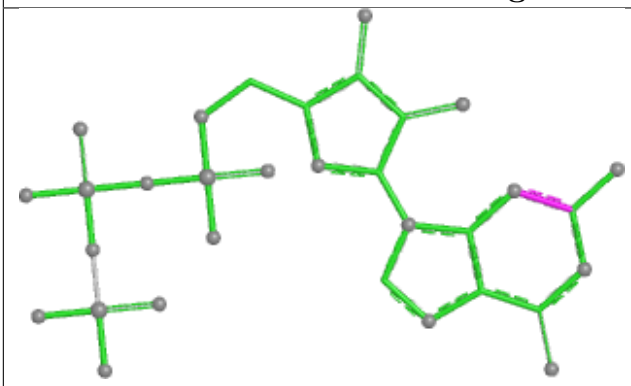

Bond lengths

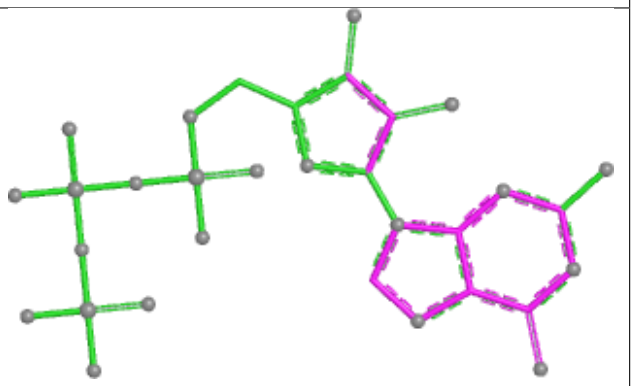

Bond angles

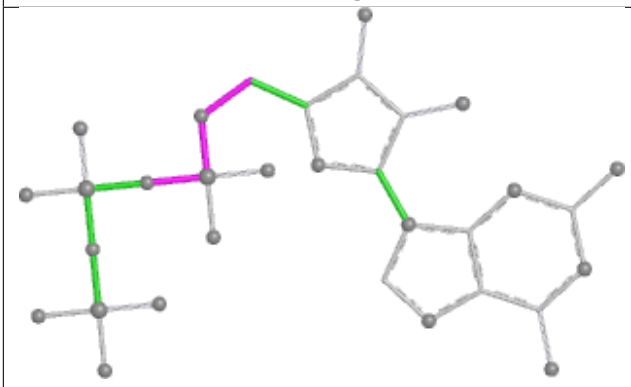

Torsions

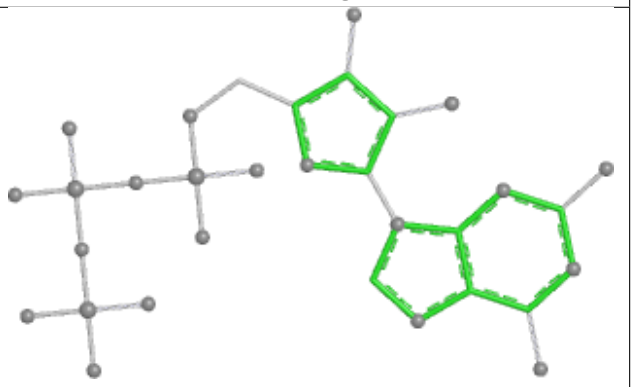

Rings

Ligand GDP J0 501

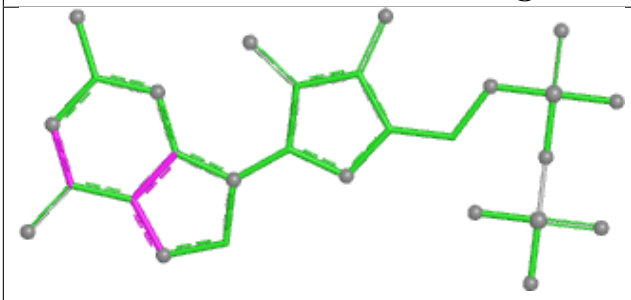

Bond lengths

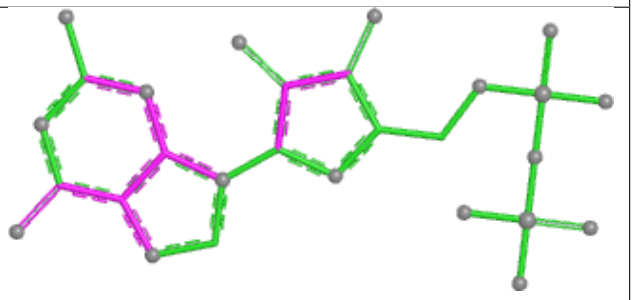

Bond angles

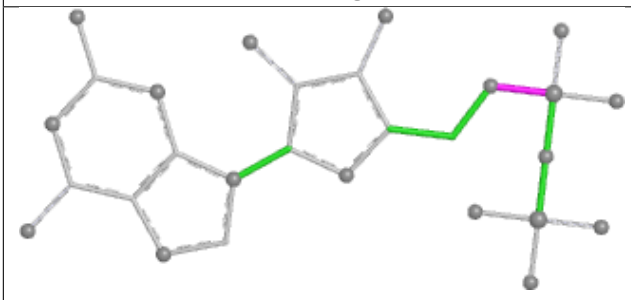

Torsions

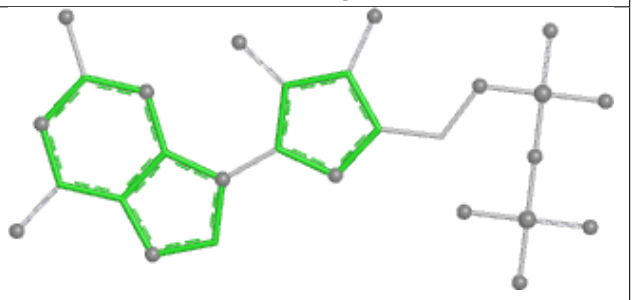

Rings

Ligand GTP N6 501

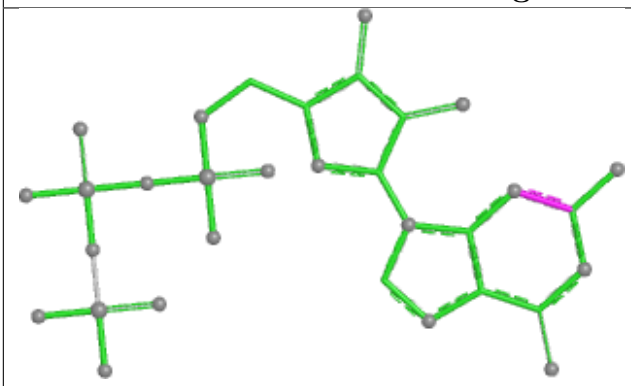

Bond lengths

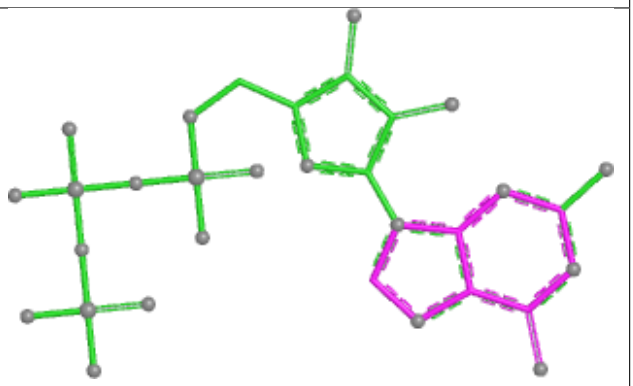

Bond angles

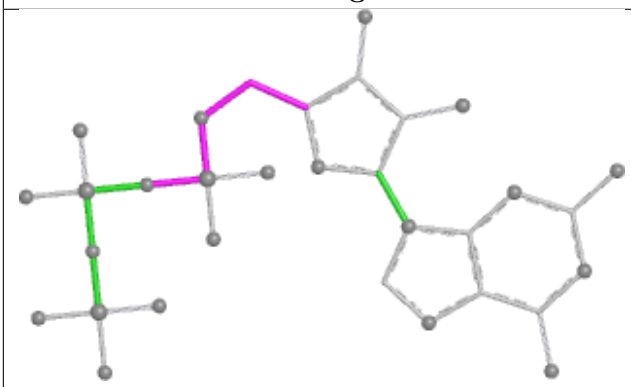

Torsions

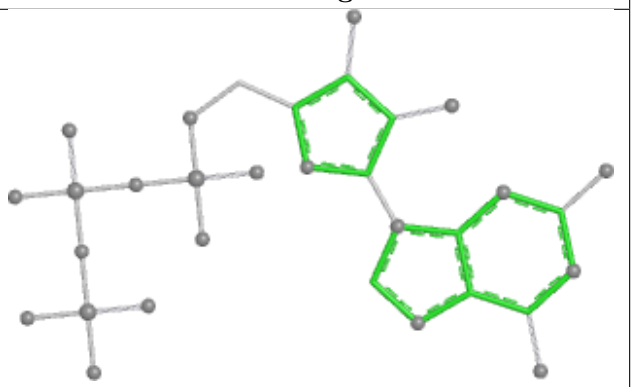

Rings

Ligand GTP A4 501

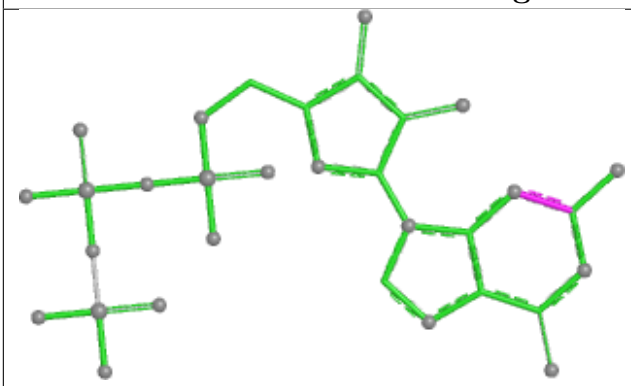

Bond lengths

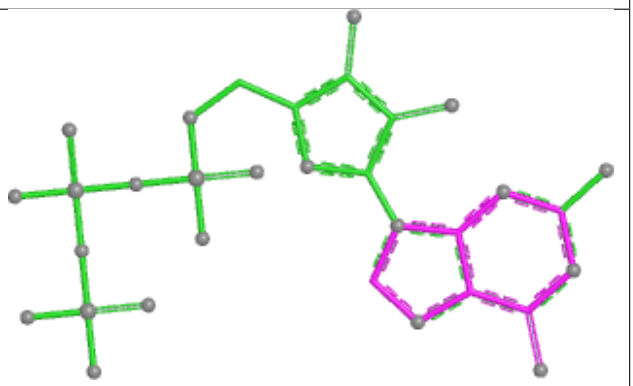

Bond angles

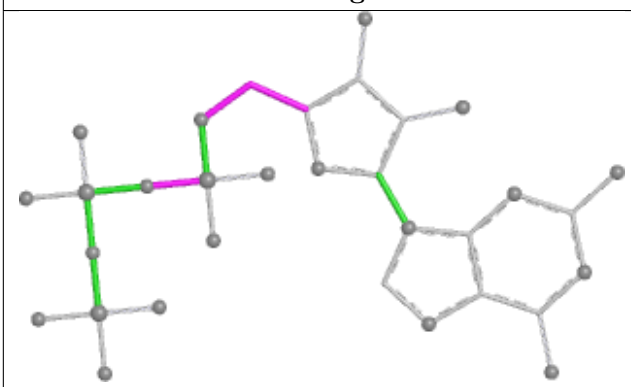

Torsions

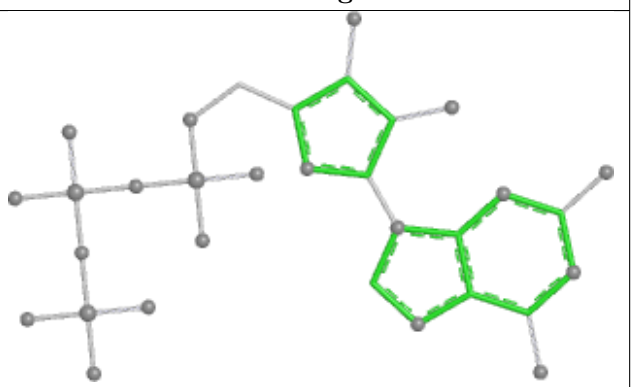

Rings

Ligand GDP K5 501

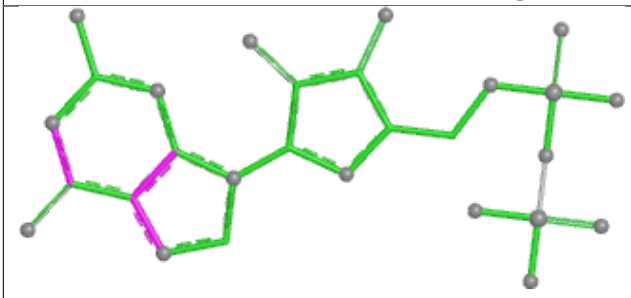

Bond lengths

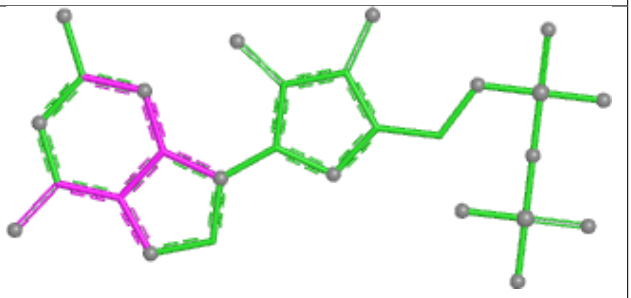

Bond angles

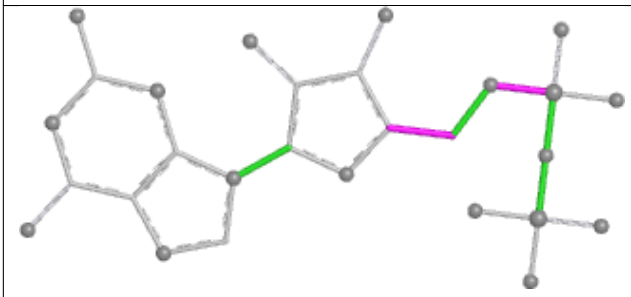

Torsions

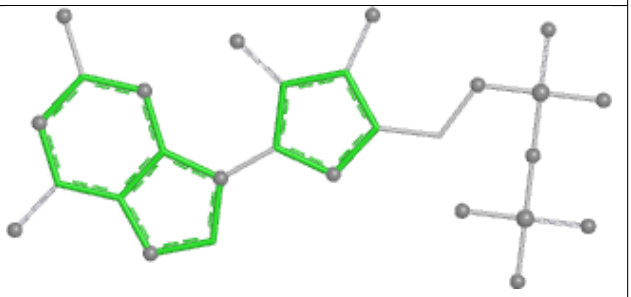

Rings

Ligand GTP F5 501

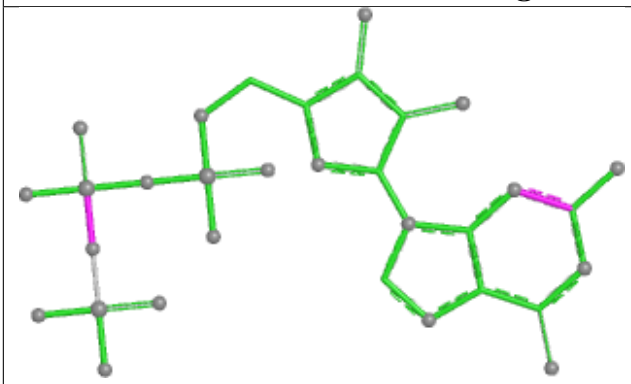

Bond lengths

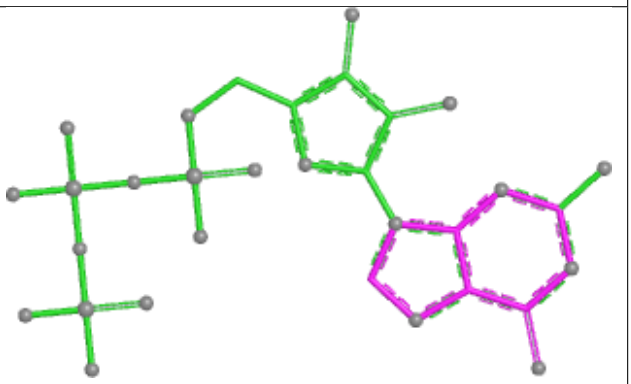

Bond angles

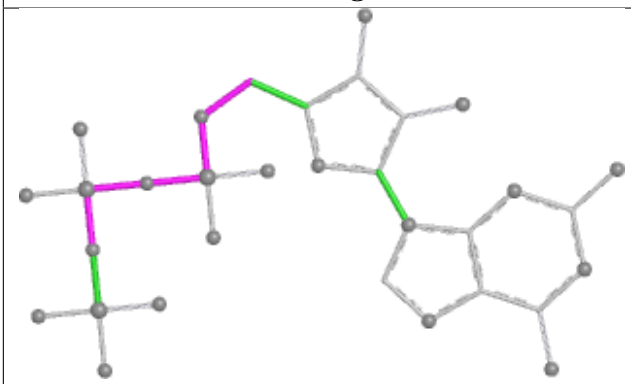

Torsions

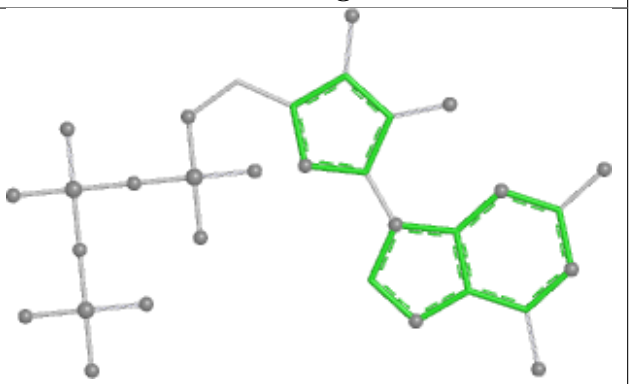

Rings

Ligand GDP D4 501

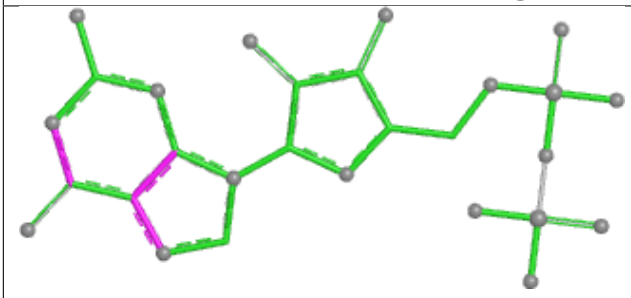

Bond lengths

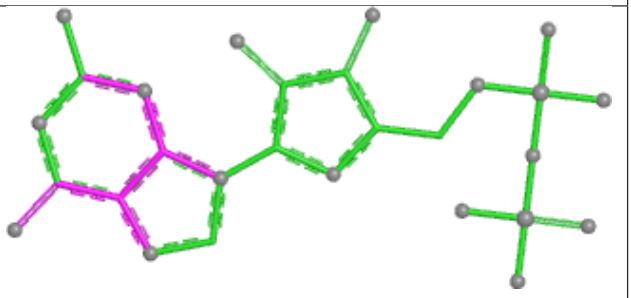

Bond angles

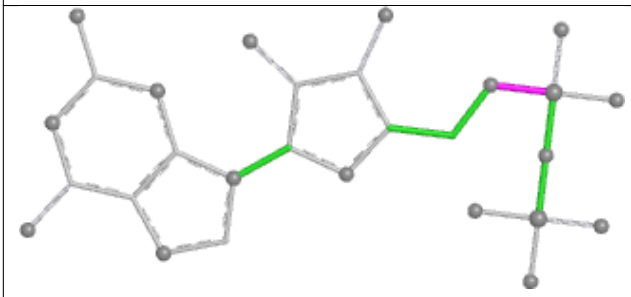

Torsions

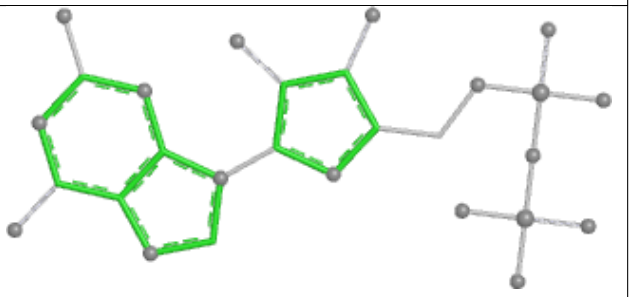

Rings

Ligand GDP V1 501

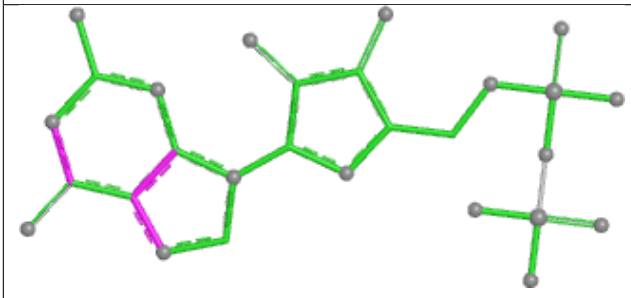

Bond lengths

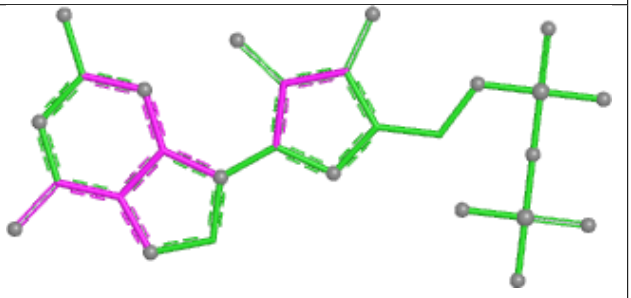

Bond angles

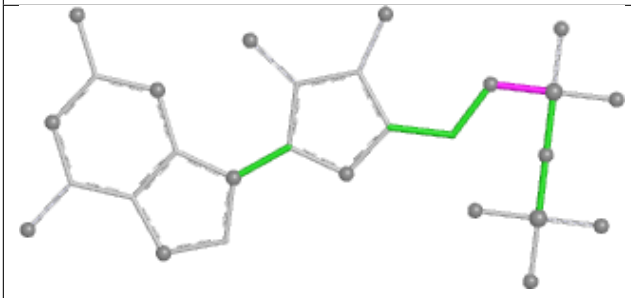

Torsions

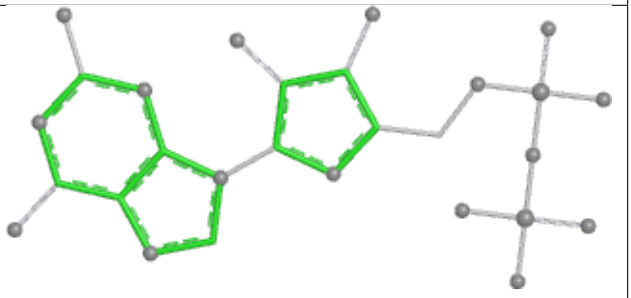

Rings

Ligand GDP D6 501

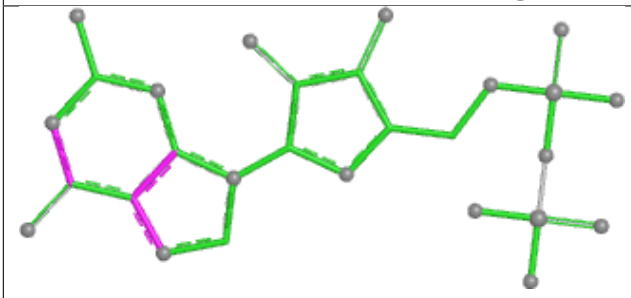

Bond lengths

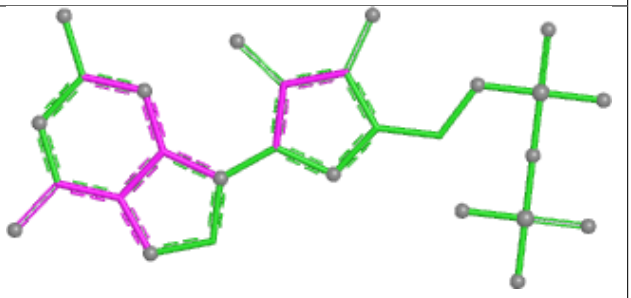

Bond angles

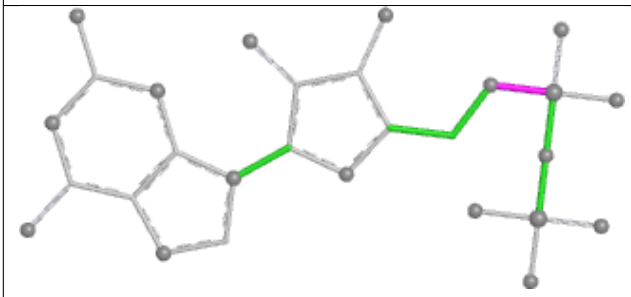

Torsions

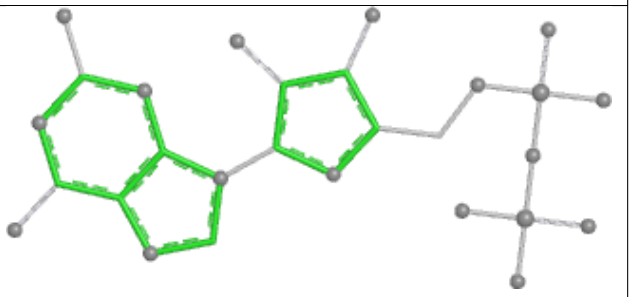

Rings

Ligand GTP T3 501

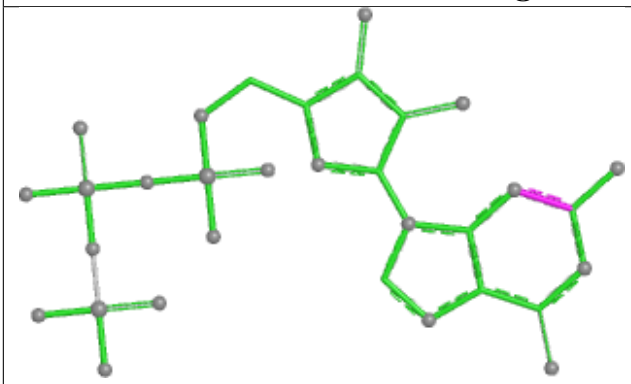

Bond lengths

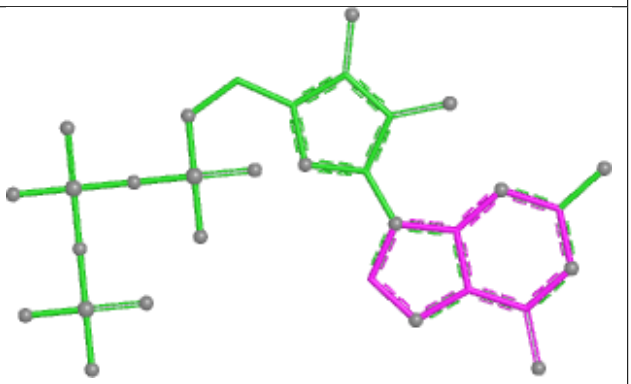

Bond angles

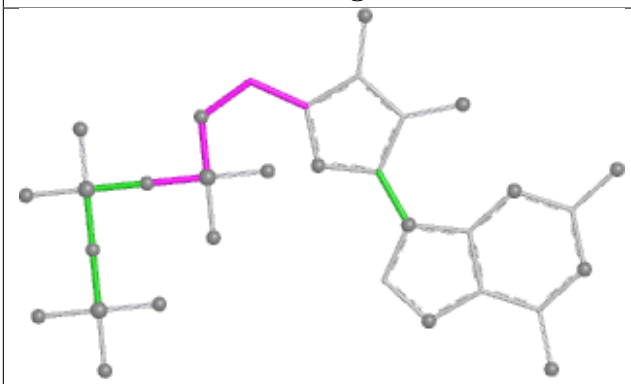

Torsions

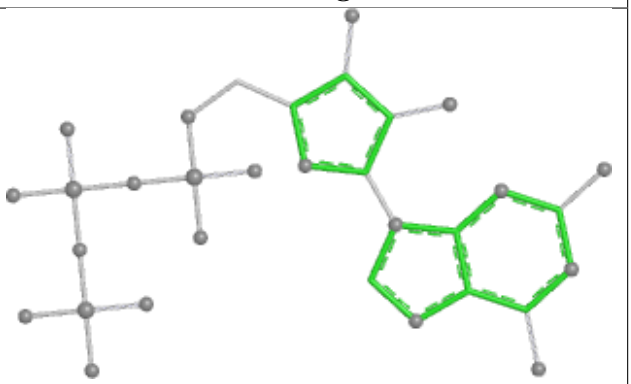

Rings

Ligand GDP G3 501

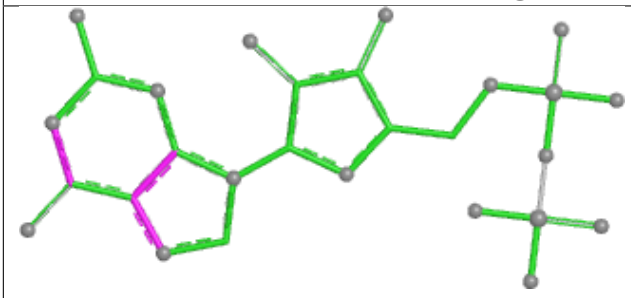

Bond lengths

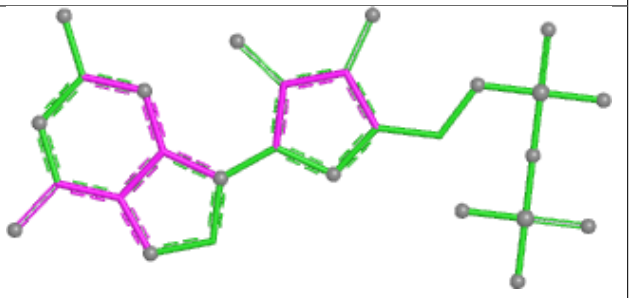

Bond angles

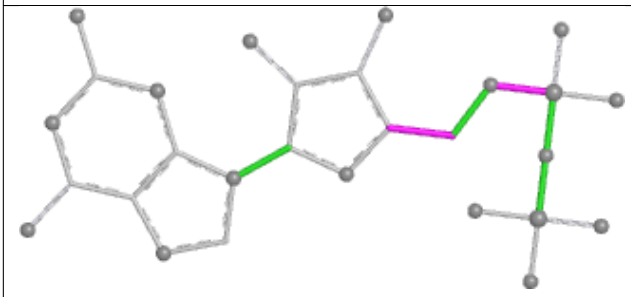

Torsions

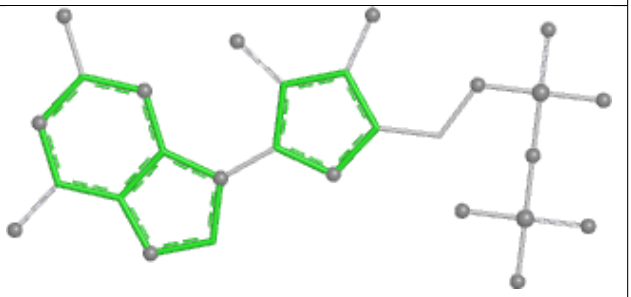

Rings

Ligand GDP D2 501

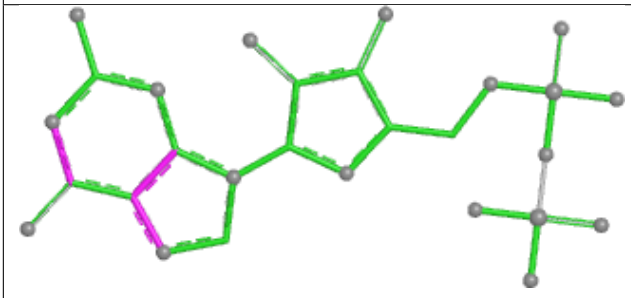

Bond lengths

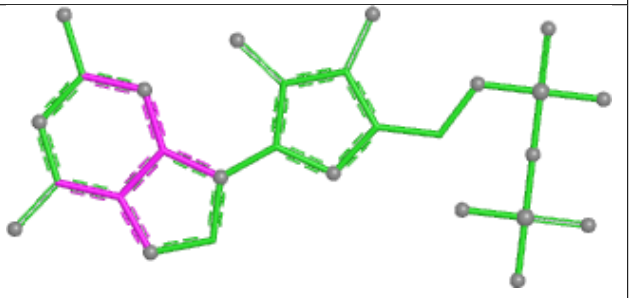

Bond angles

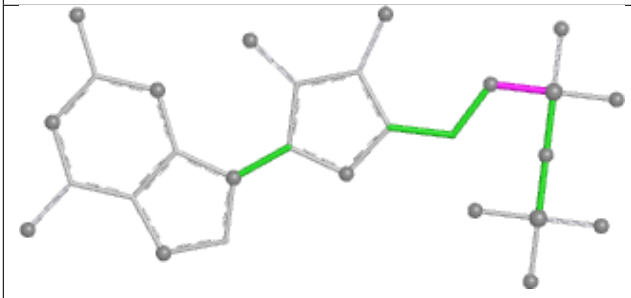

Torsions

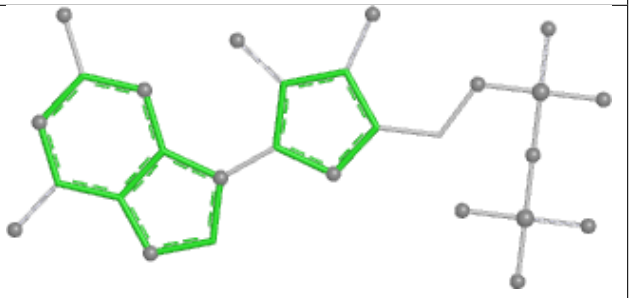

Rings

Ligand GTP P4 501

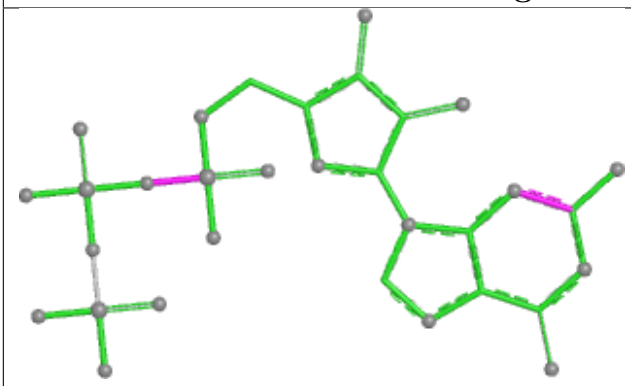

Bond lengths

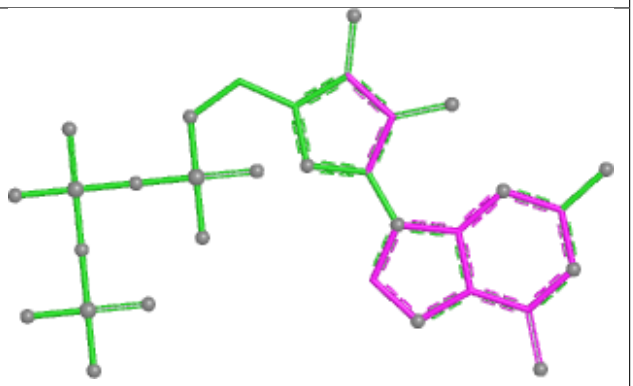

Bond angles

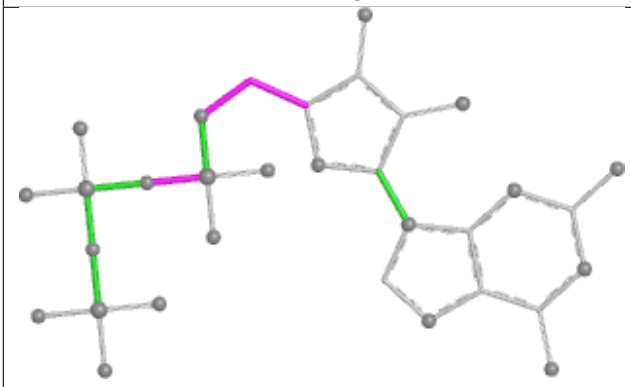

Torsions

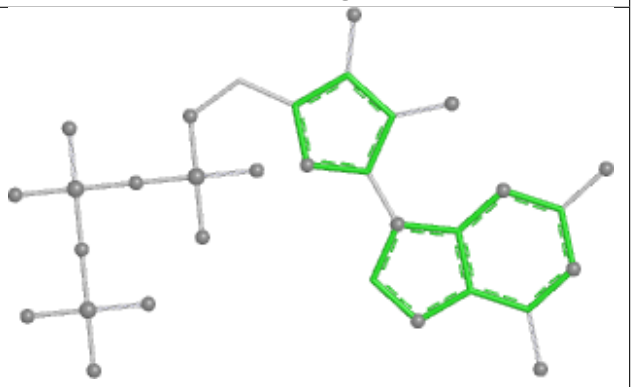

Rings

Ligand GDP L5 501

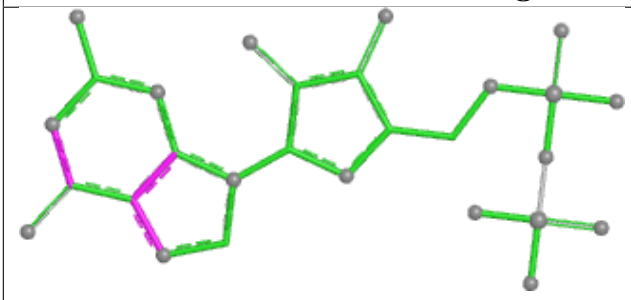

Bond lengths

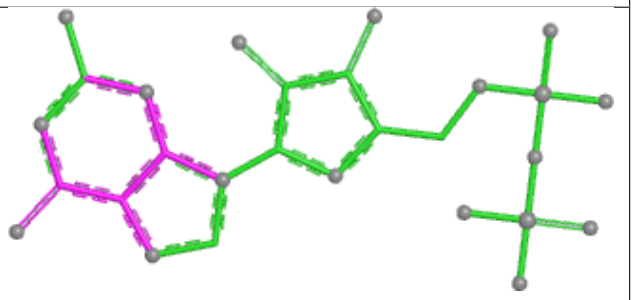

Bond angles

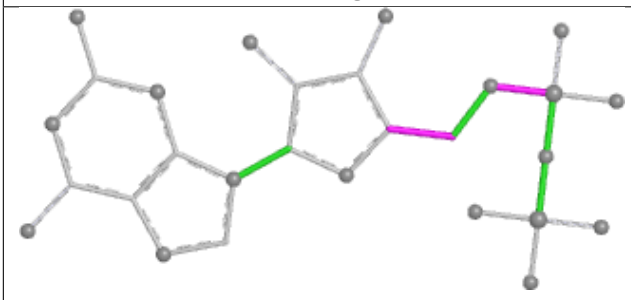

Torsions

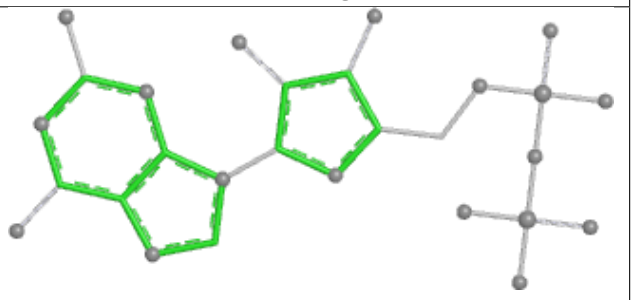

Rings

Ligand GDP T0 501

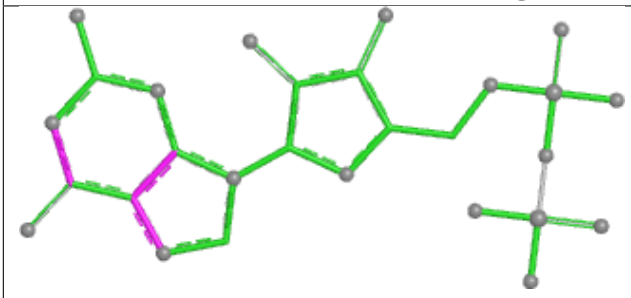

Bond lengths

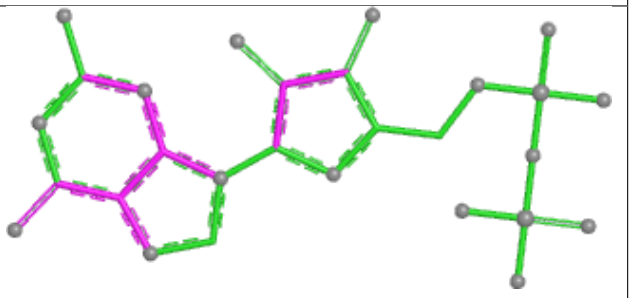

Bond angles

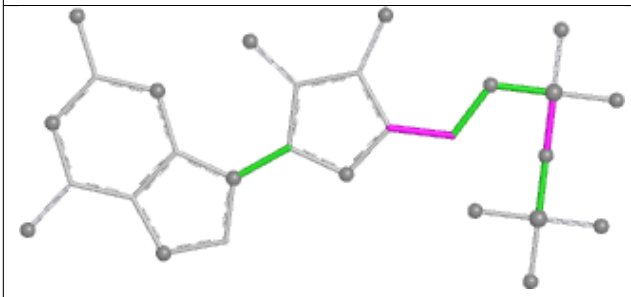

Torsions

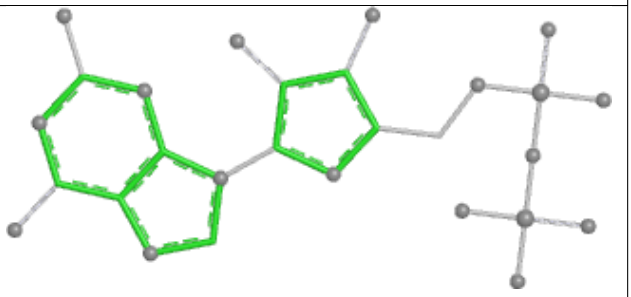

Rings

Ligand GTP I4 501

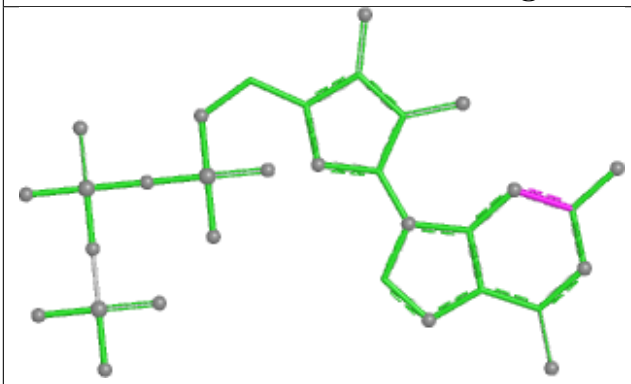

Bond lengths

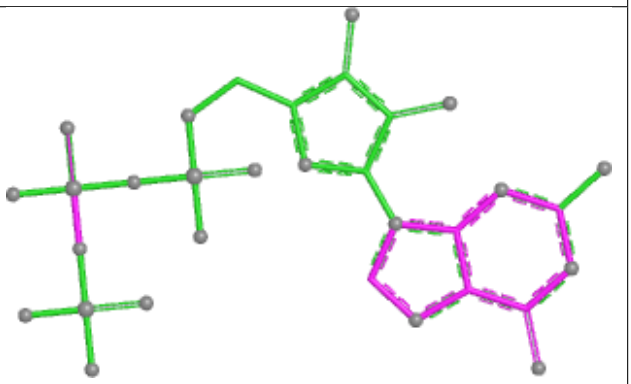

Bond angles

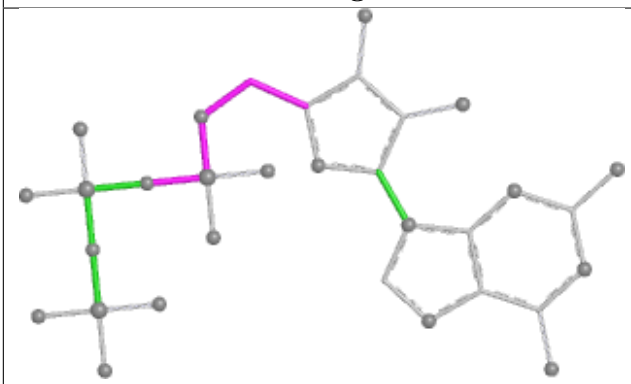

Torsions

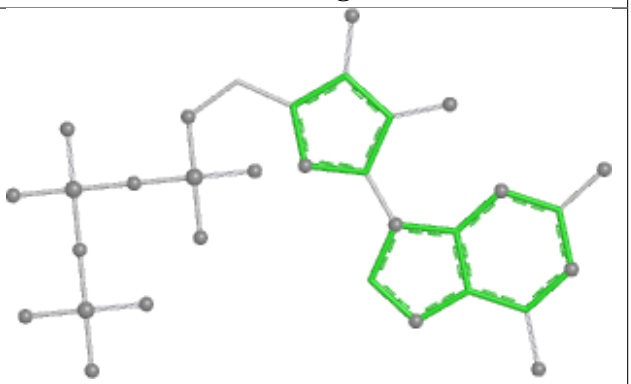

Rings

Ligand GDP I1 501

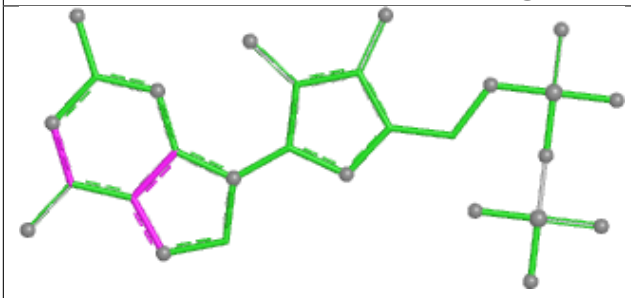

Bond lengths

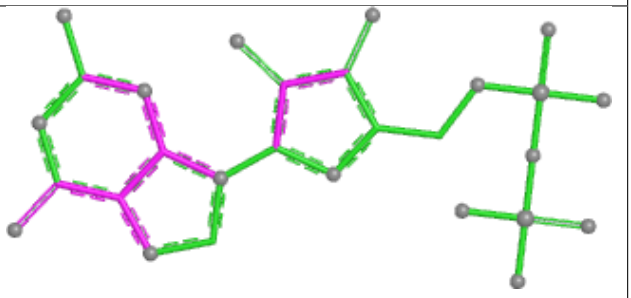

Bond angles

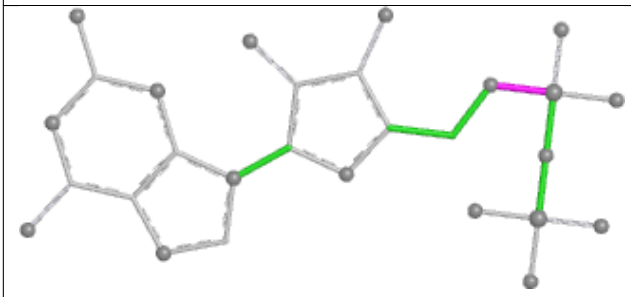

Torsions

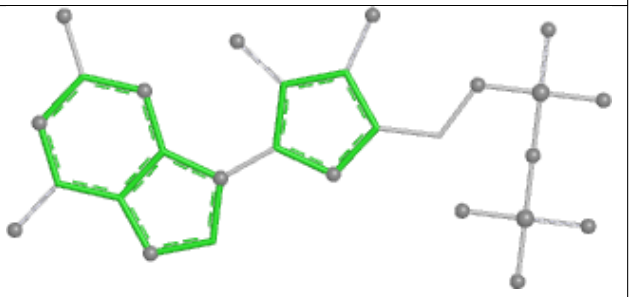

Rings

Ligand GTP U3 501

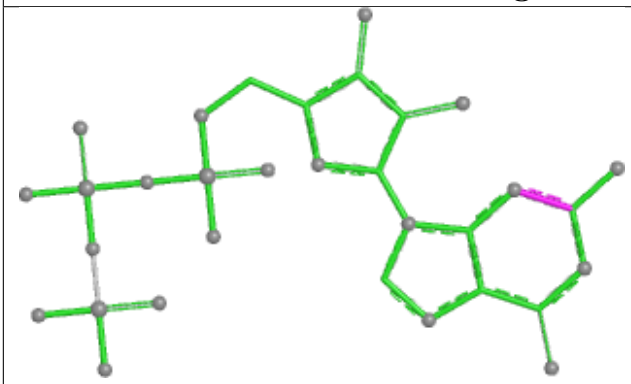

Bond lengths

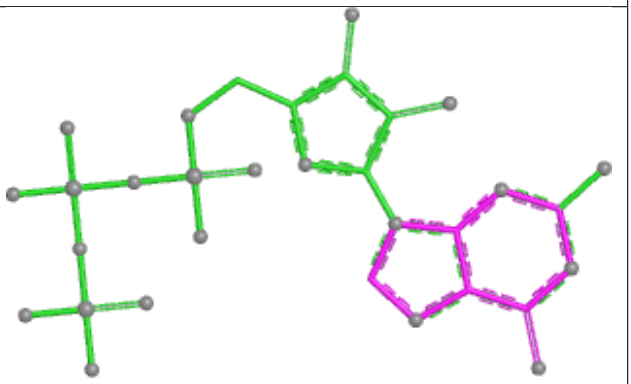

Bond angles

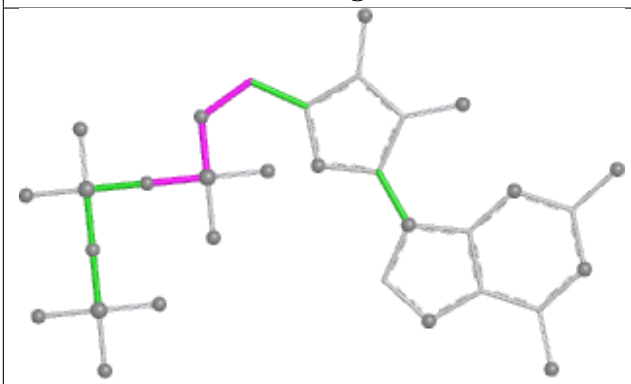

Torsions

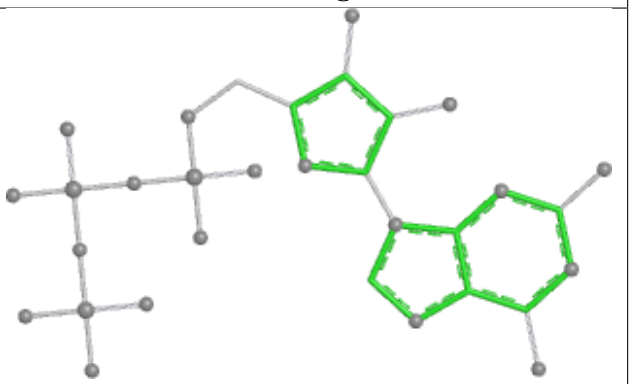

Rings

Ligand GTP O4 501

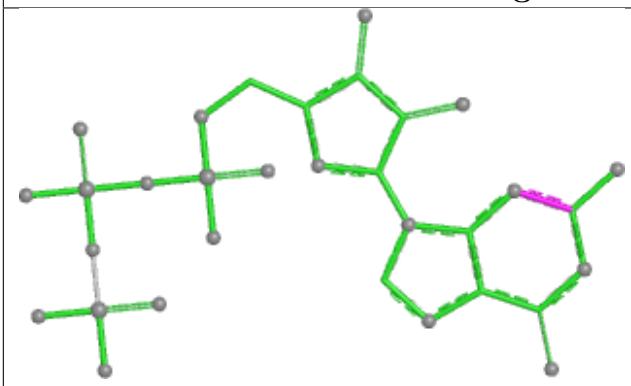

Bond lengths

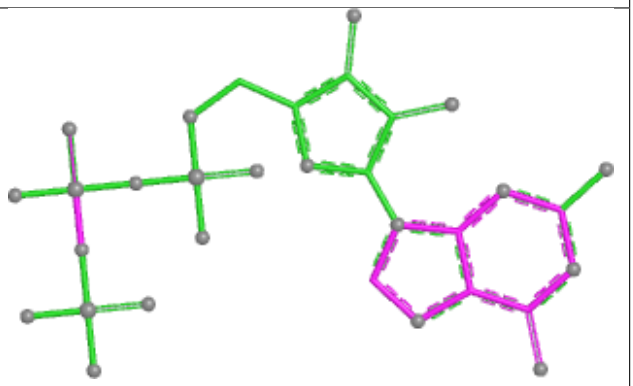

Bond angles

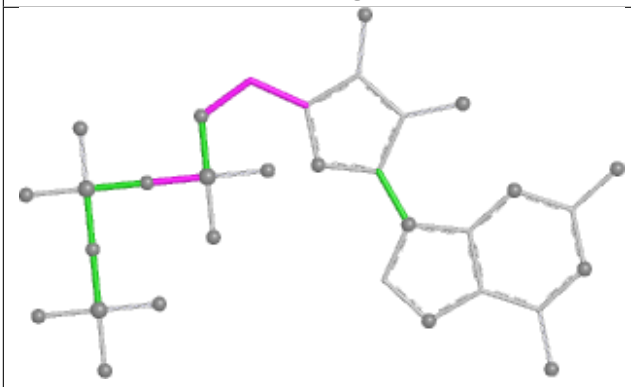

Torsions

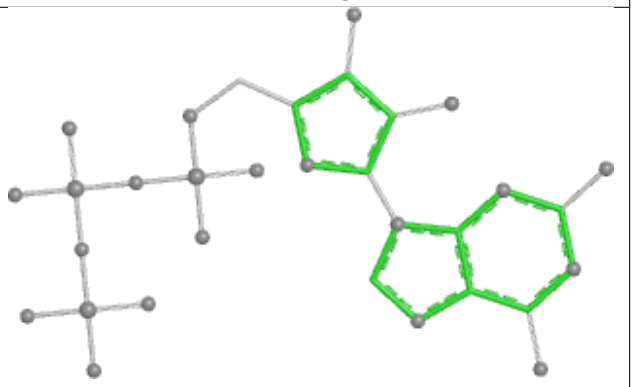

Rings

Ligand GDP Q0 501

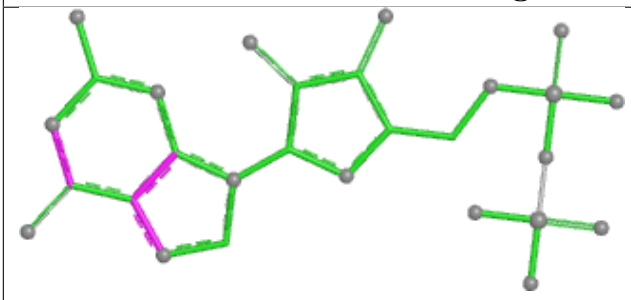

Bond lengths

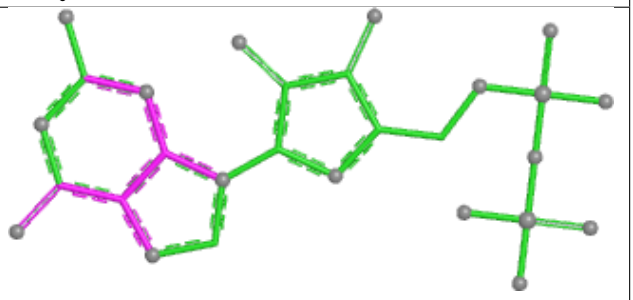

Bond angles

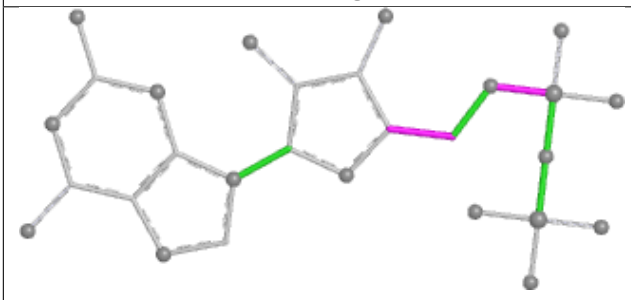

Torsions

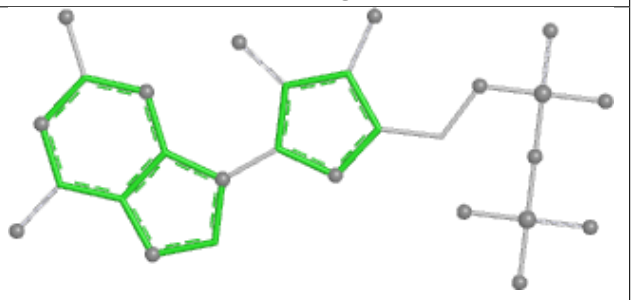

Rings

Ligand GTP C3 501

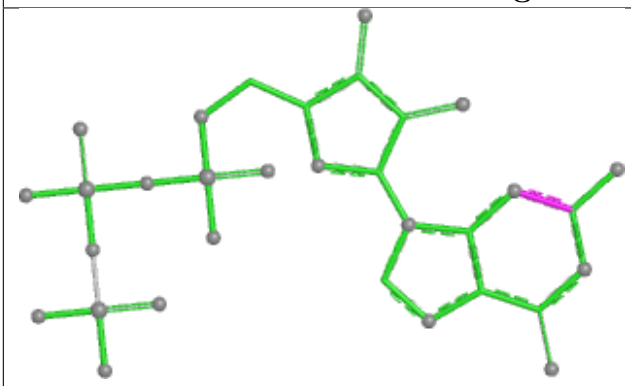

Bond lengths

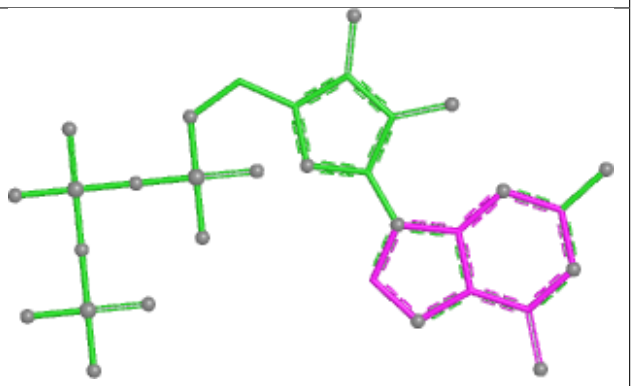

Bond angles

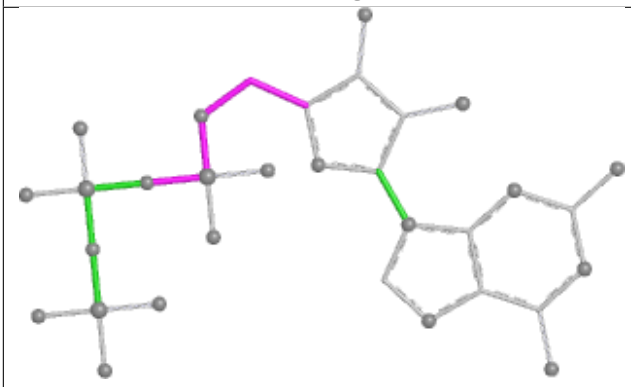

Torsions

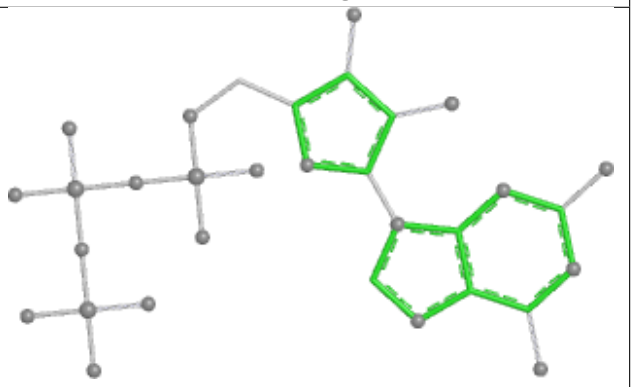

Rings

Ligand GDP A1 501

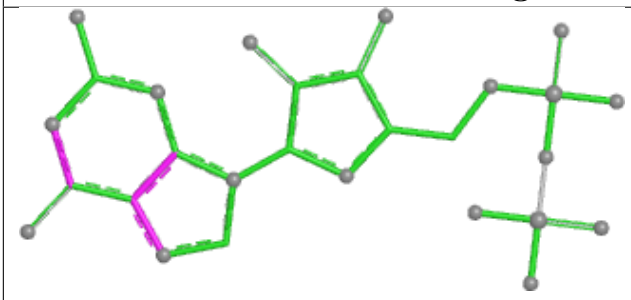

Bond lengths

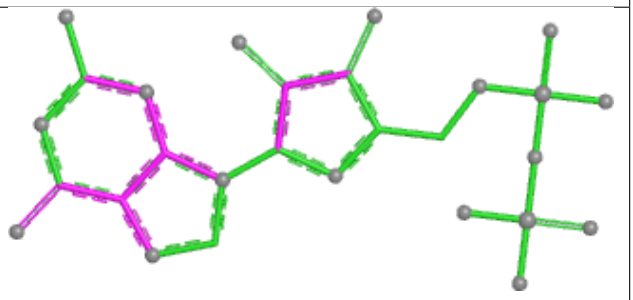

Bond angles

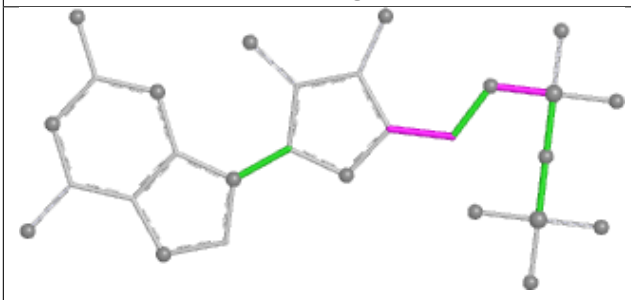

Torsions

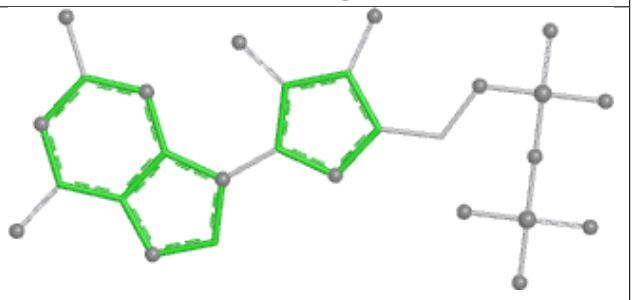

Rings

Ligand GTP Q1 501

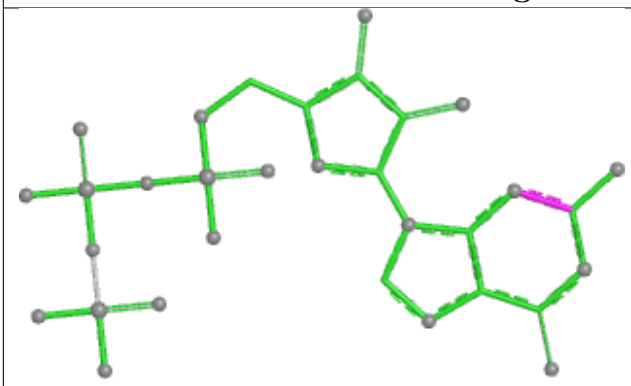

Bond lengths

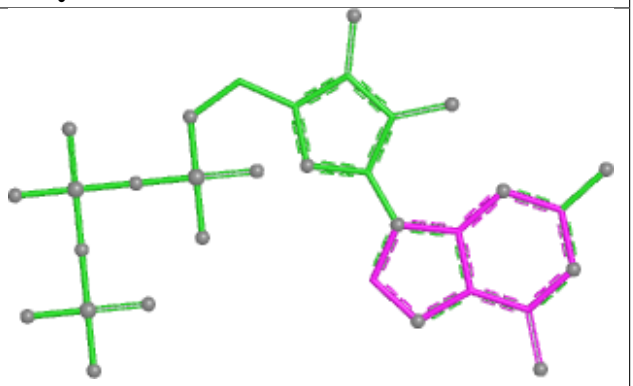

Bond angles

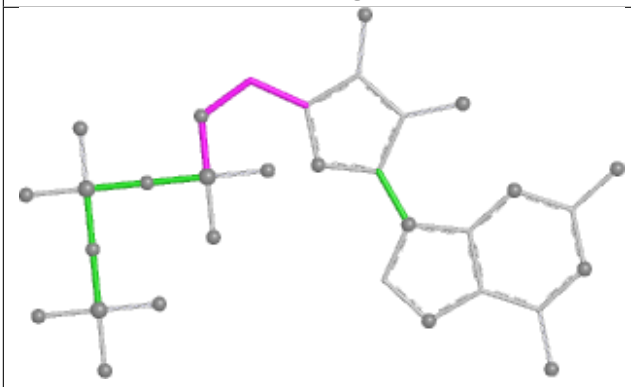

Torsions

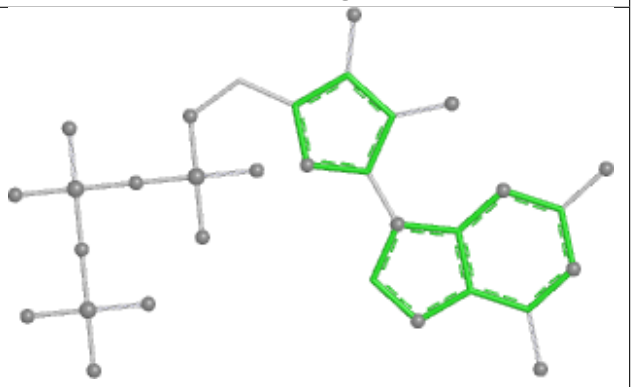

Rings

Ligand GDP H3 501

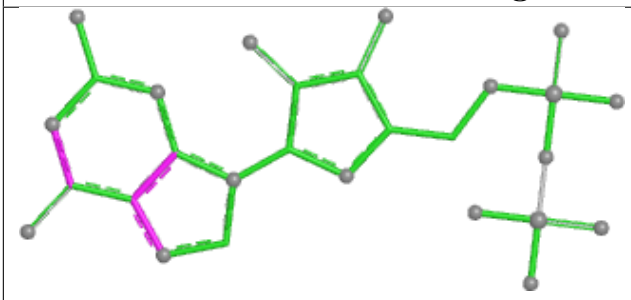

Bond lengths

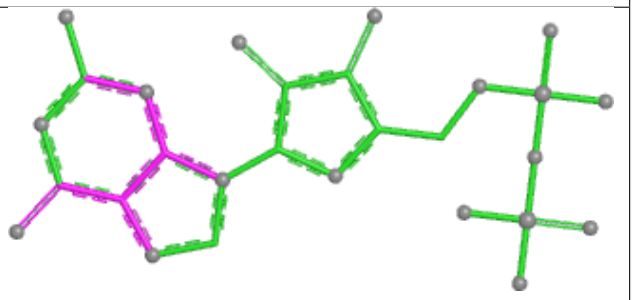

Bond angles

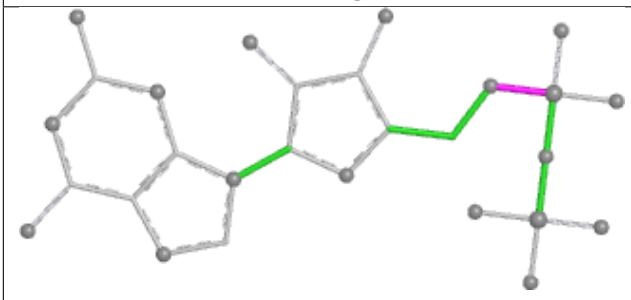

Torsions

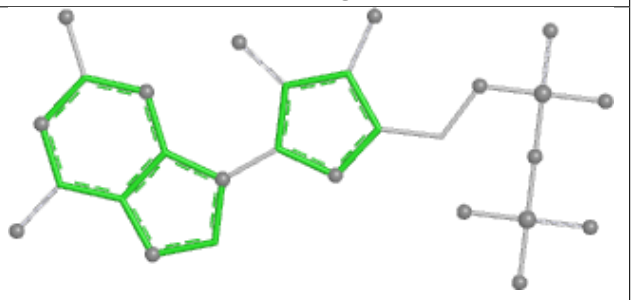

Rings

Ligand GDP O5 501

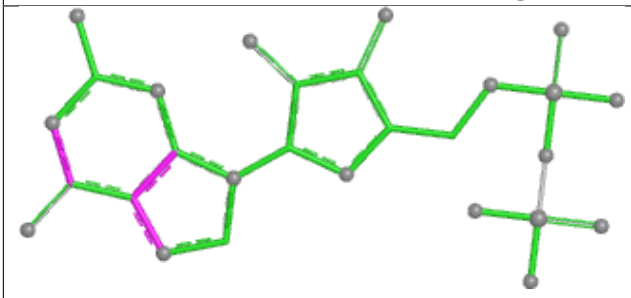

Bond lengths

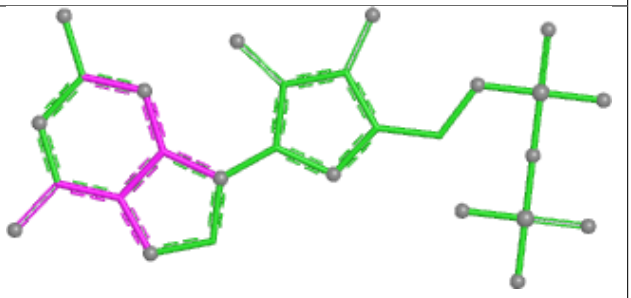

Bond angles

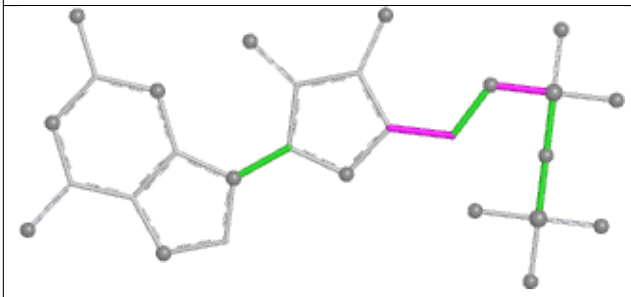

Torsions

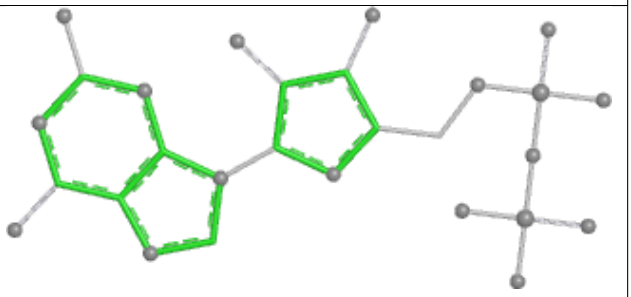

Rings

Ligand GTP G2 501

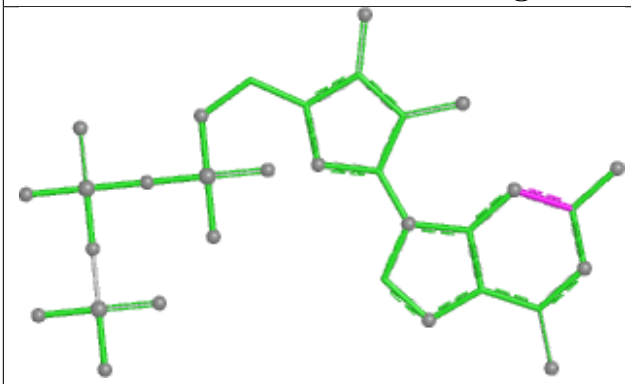

Bond lengths

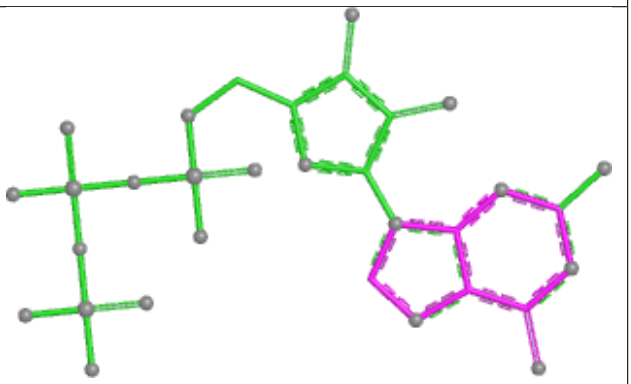

Bond angles

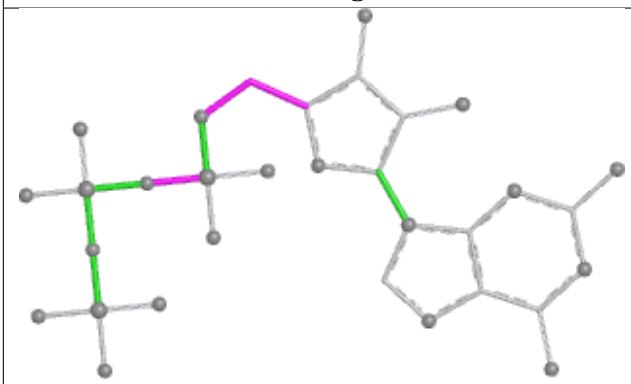

Torsions

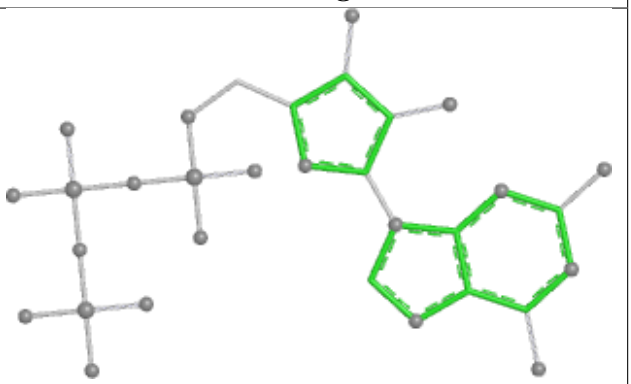

Rings

Ligand GDP C2 501	
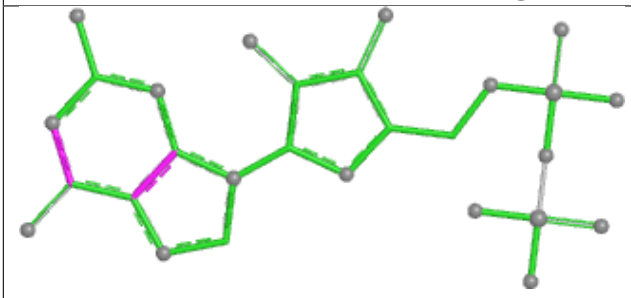 Bond lengths	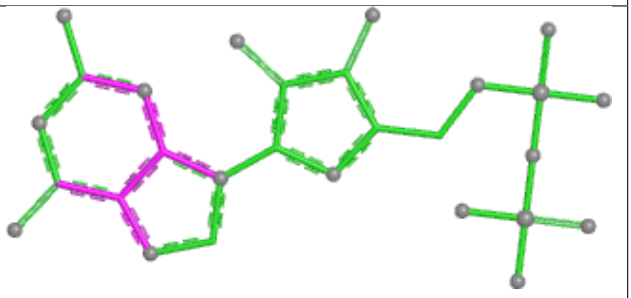 Bond angles
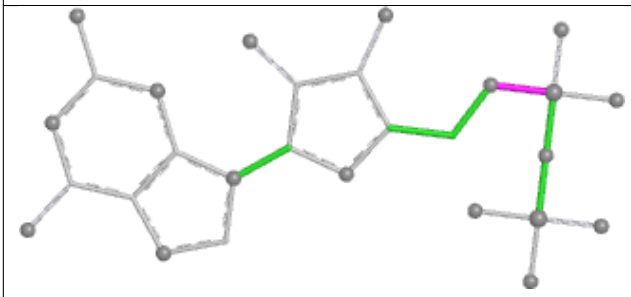 Torsions	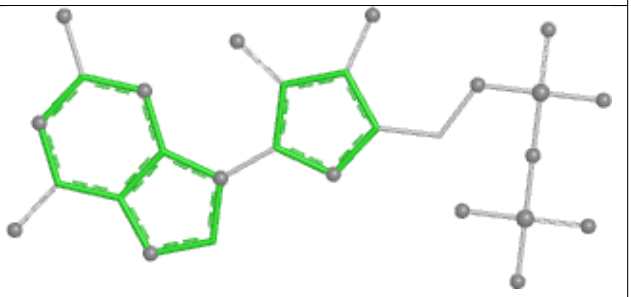 Rings

Ligand GDP U4 501	
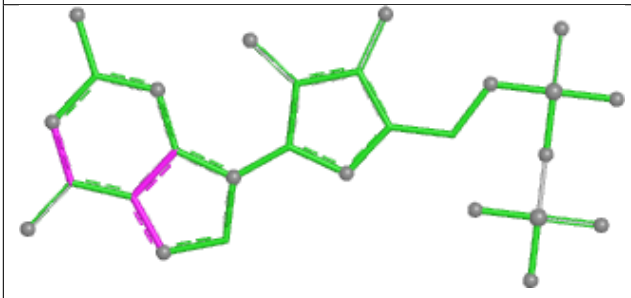 Bond lengths	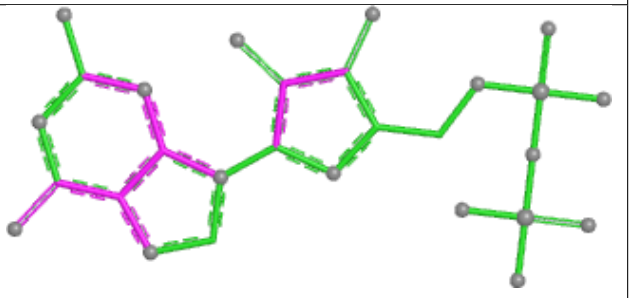 Bond angles
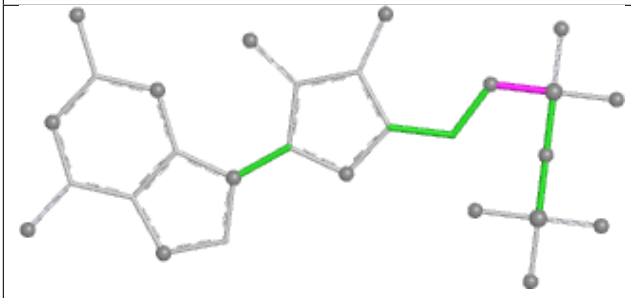 Torsions	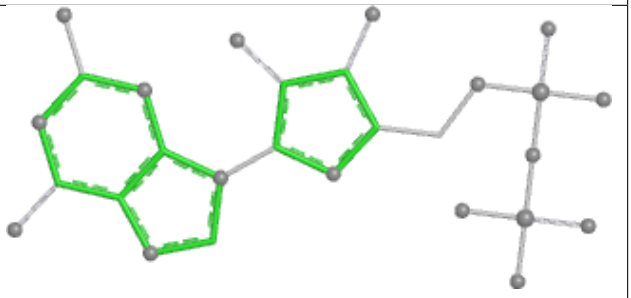 Rings

Ligand GDP P1 501	
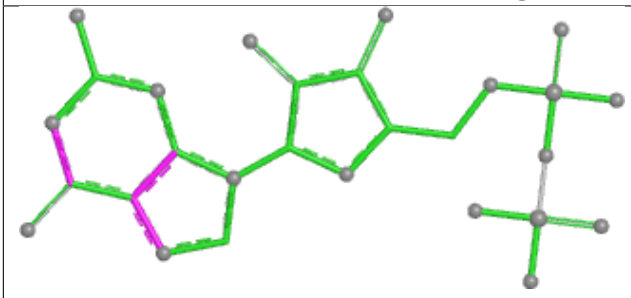 Bond lengths	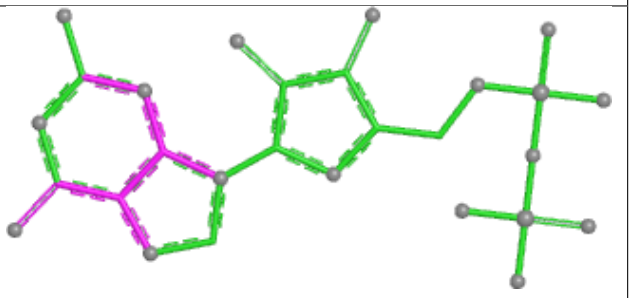 Bond angles
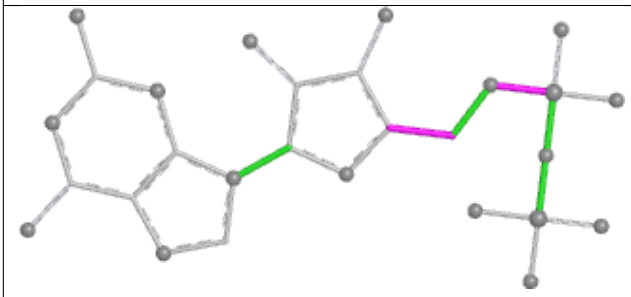 Torsions	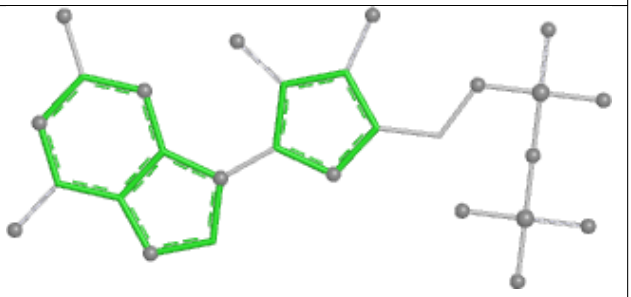 Rings

Ligand GDP P3 501	
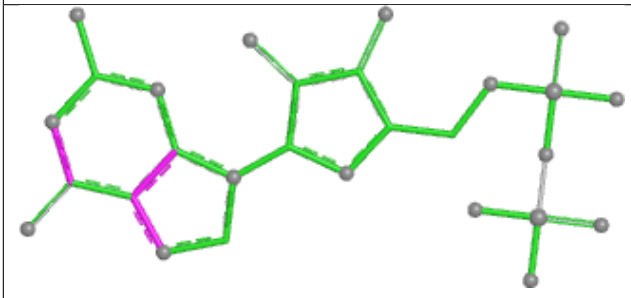 Bond lengths	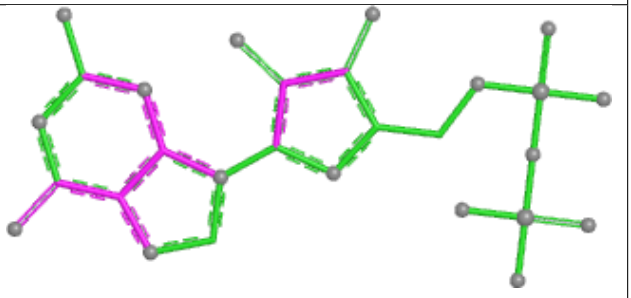 Bond angles
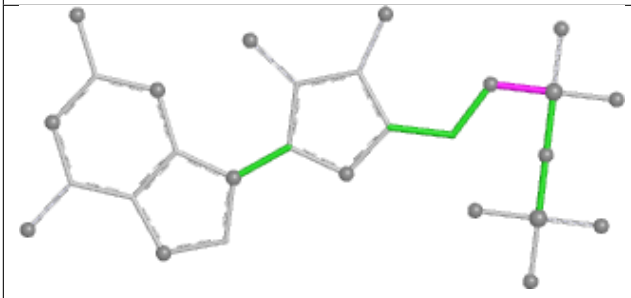 Torsions	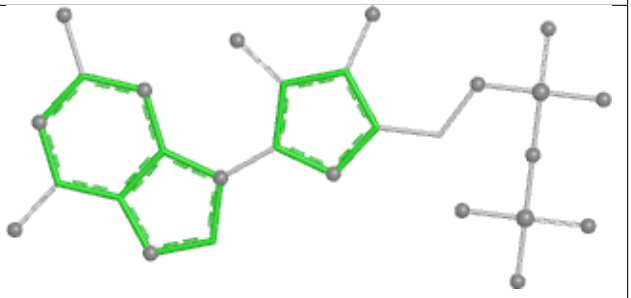 Rings

Ligand GDP O1 501	
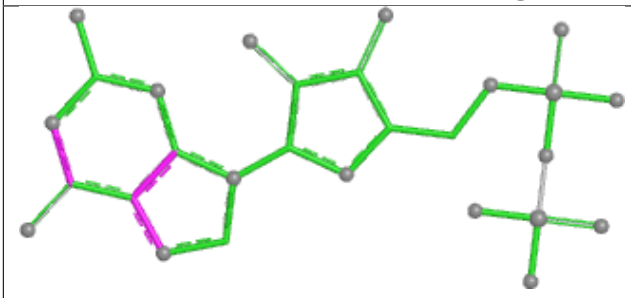 Bond lengths	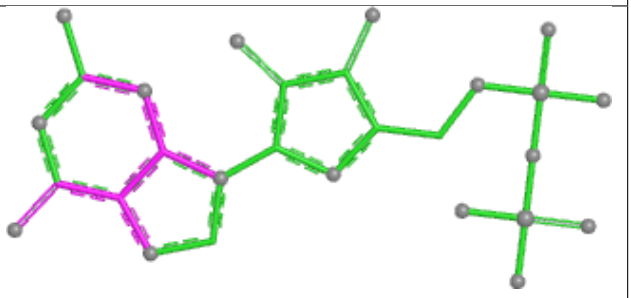 Bond angles
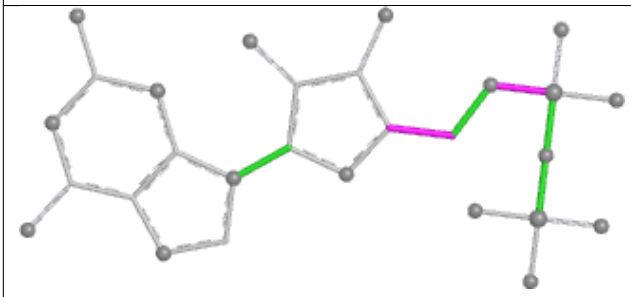 Torsions	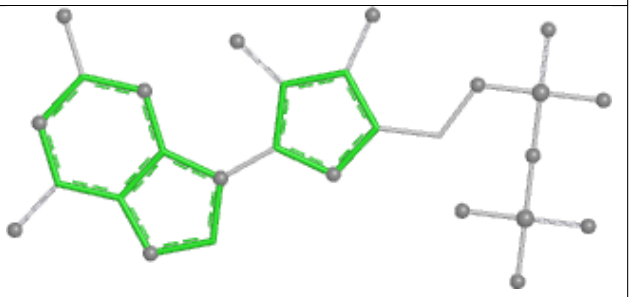 Rings

Ligand GTP R1 501	
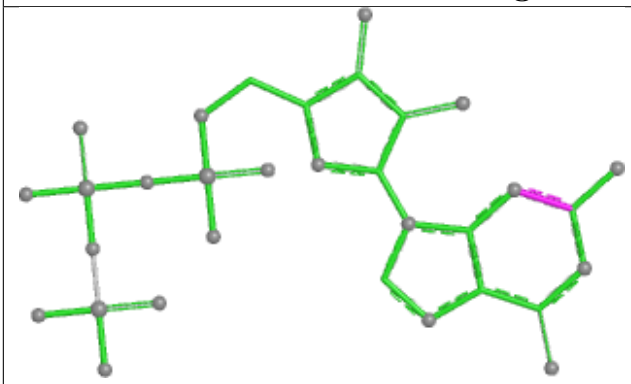 Bond lengths	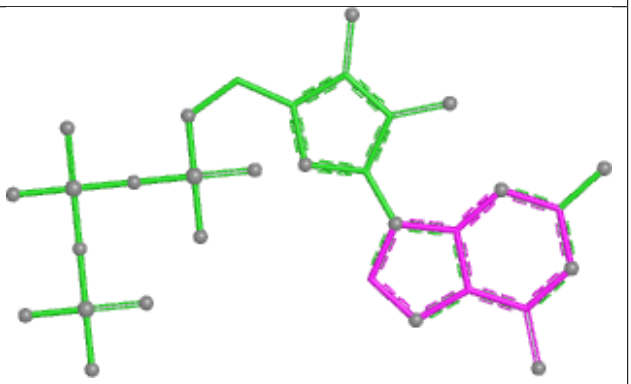 Bond angles
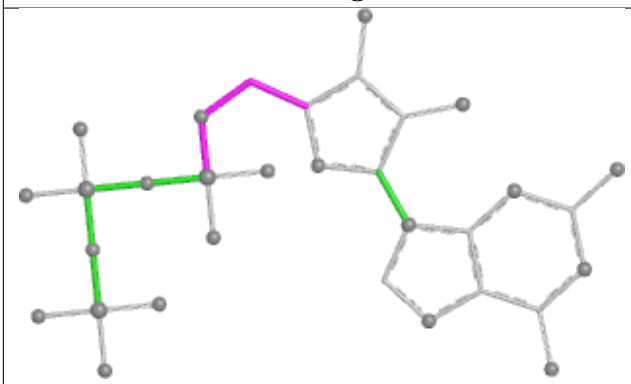 Torsions	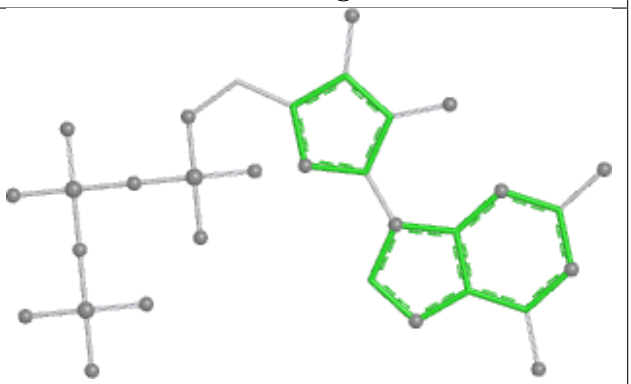 Rings

Ligand GTP L6 501

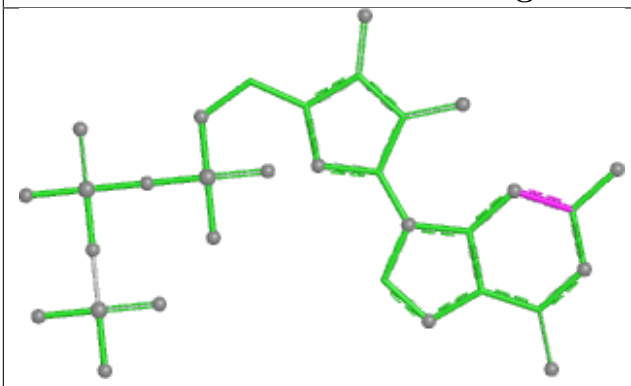

Bond lengths

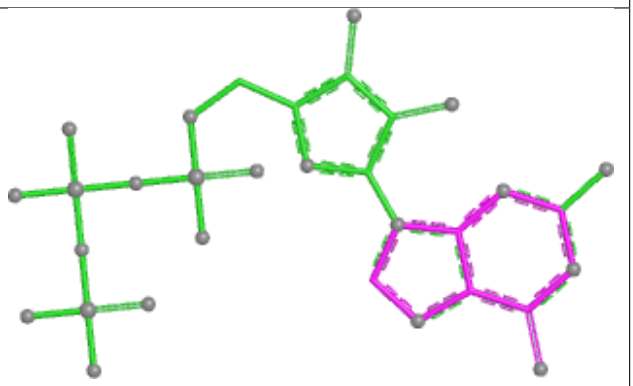

Bond angles

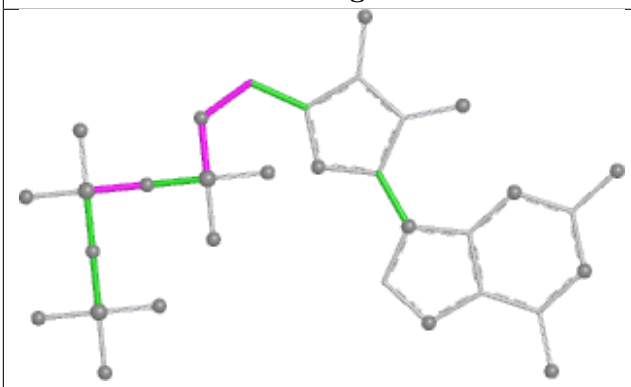

Torsions

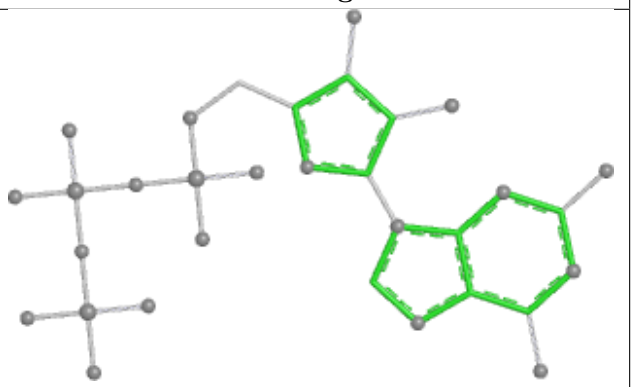

Rings

Ligand GDP E2 501

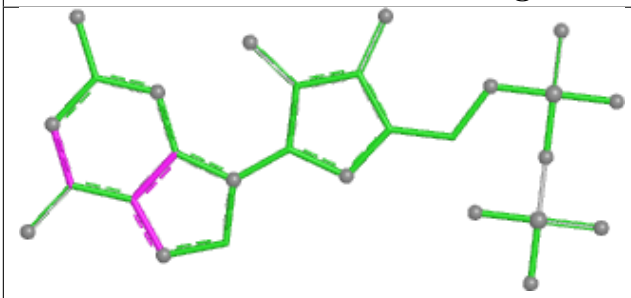

Bond lengths

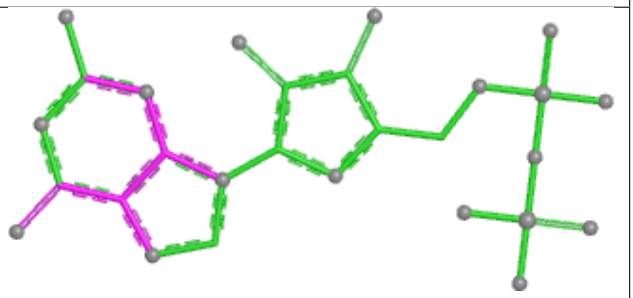

Bond angles

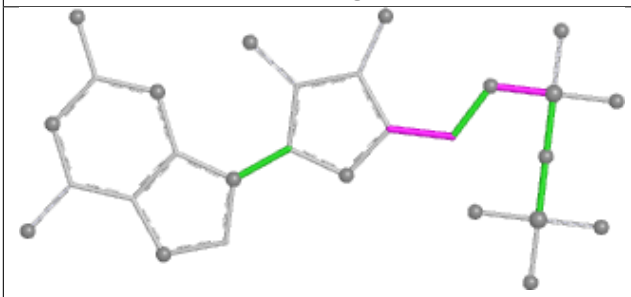

Torsions

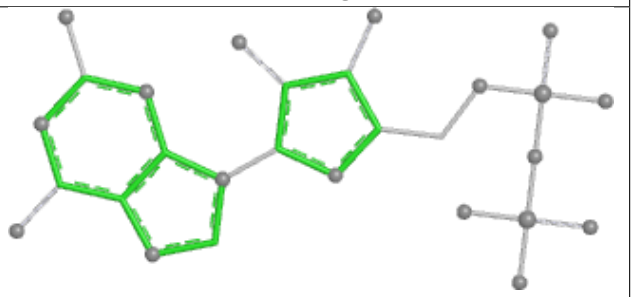

Rings

Ligand GDP W5 501	
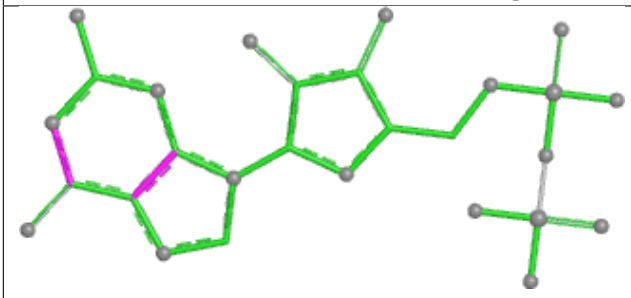 Bond lengths	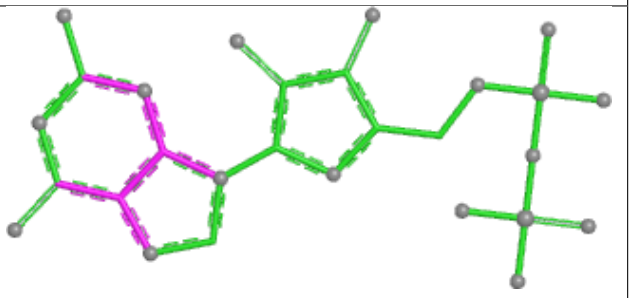 Bond angles
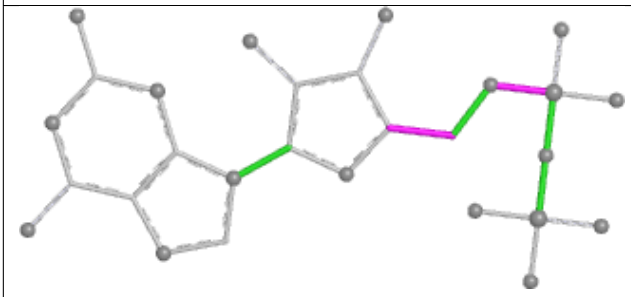 Torsions	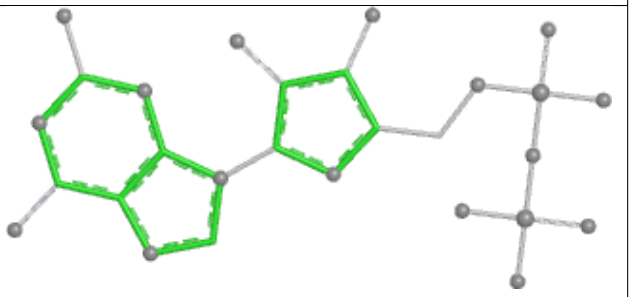 Rings

Ligand GDP D0 501	
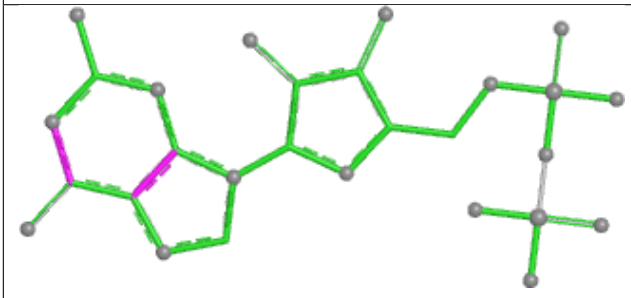 Bond lengths	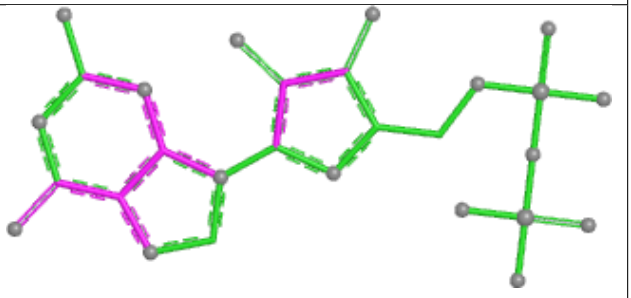 Bond angles
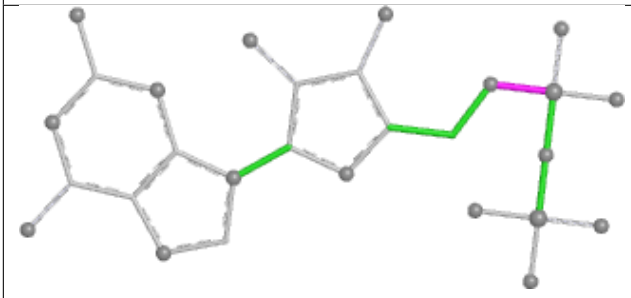 Torsions	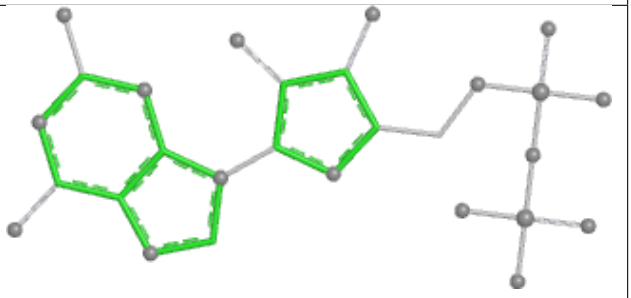 Rings

Ligand GTP P0 501

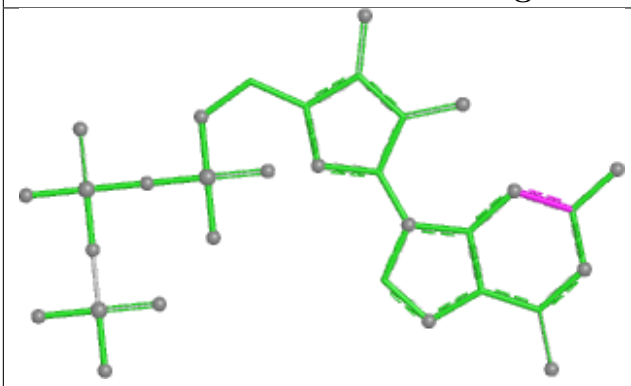

Bond lengths

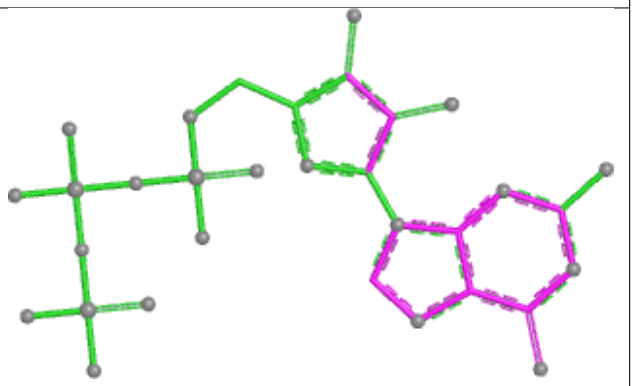

Bond angles

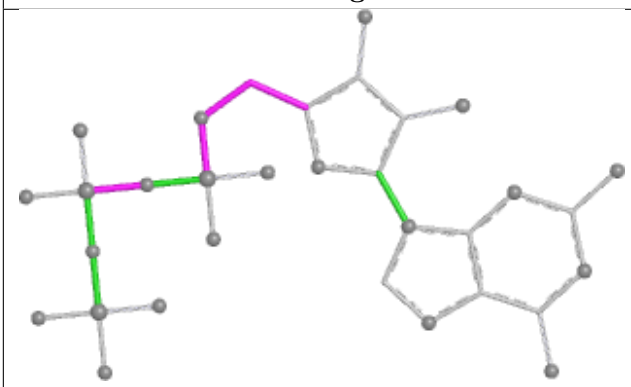

Torsions

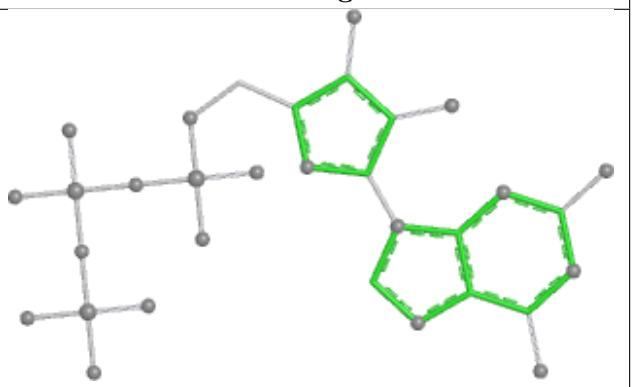

Rings

Ligand GTP D1 501

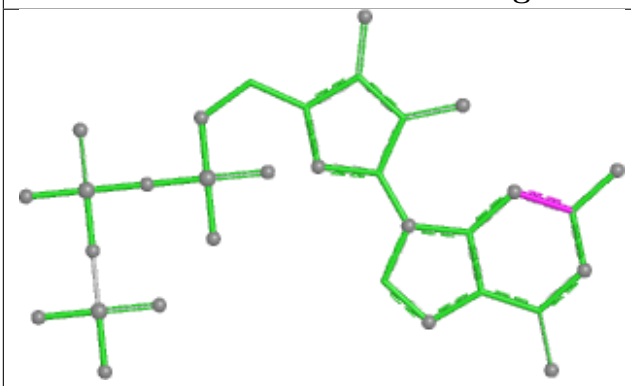

Bond lengths

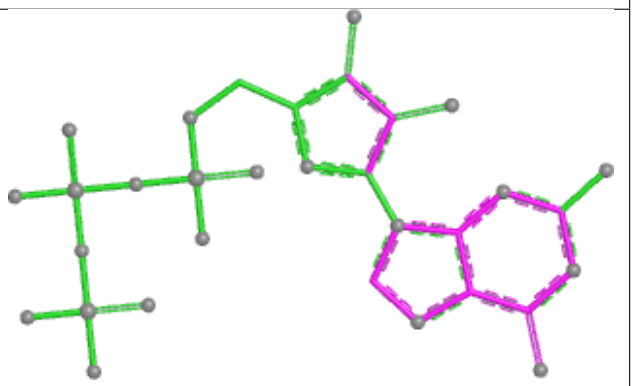

Bond angles

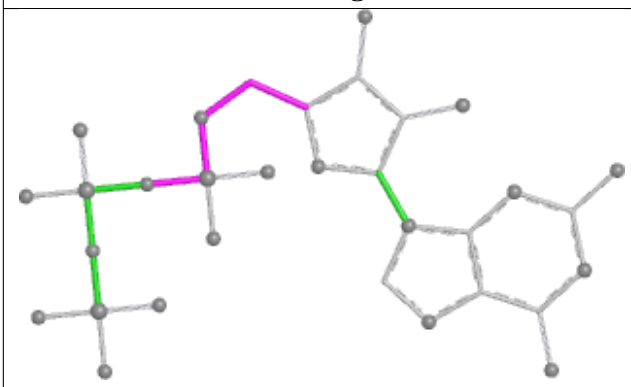

Torsions

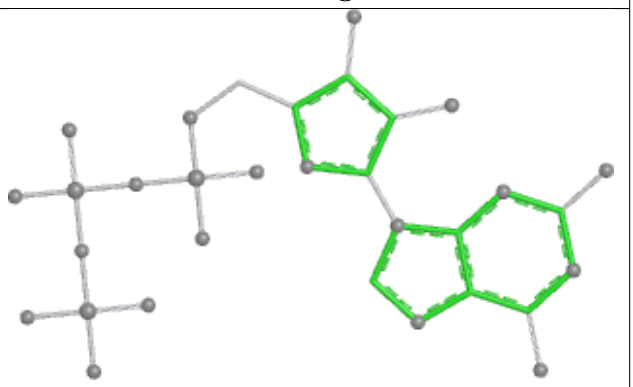

Rings

Ligand GTP V0 501

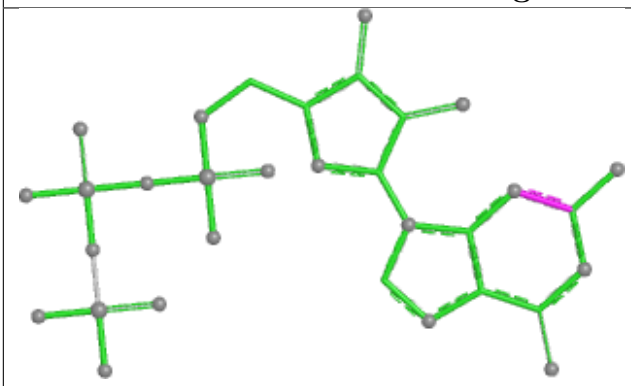

Bond lengths

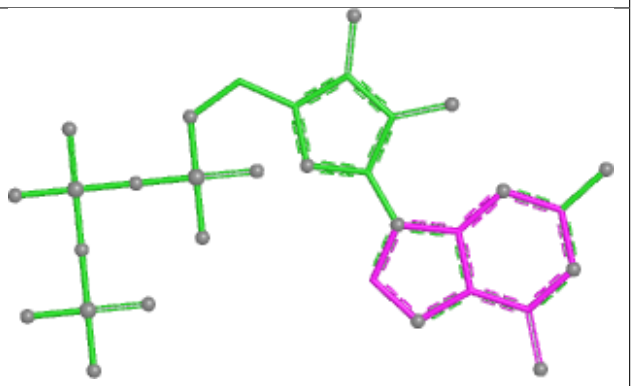

Bond angles

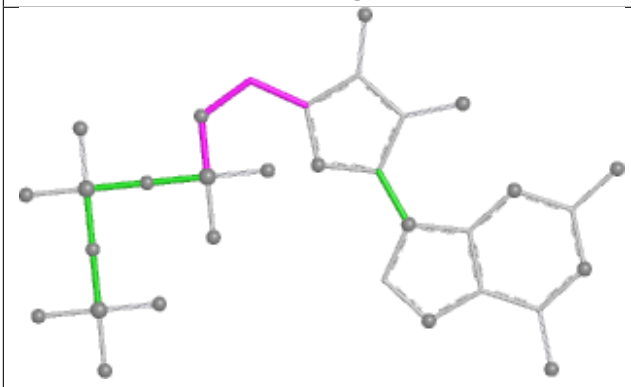

Torsions

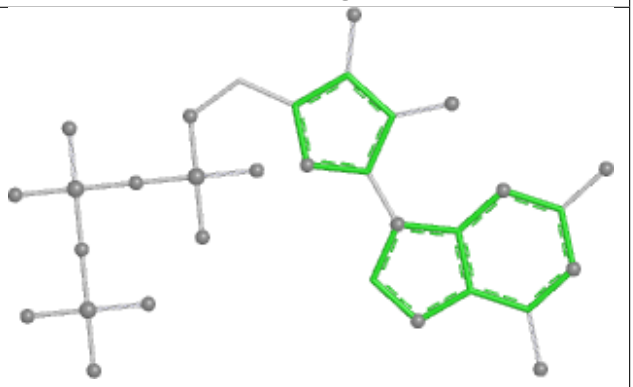

Rings

Ligand GDP A5 501

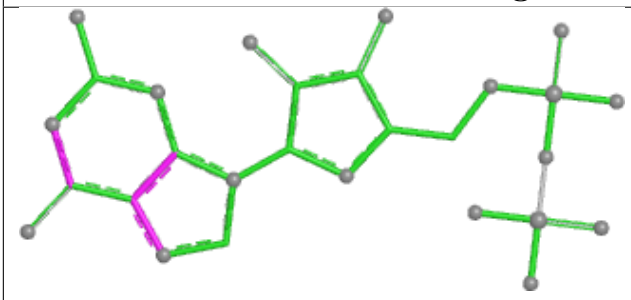

Bond lengths

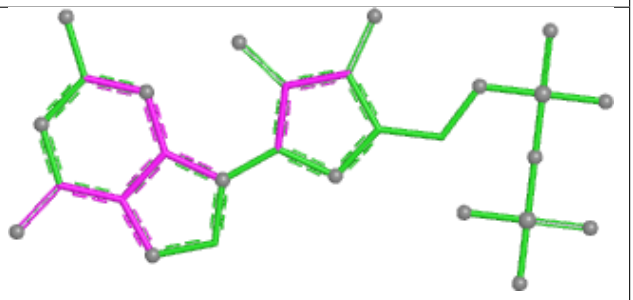

Bond angles

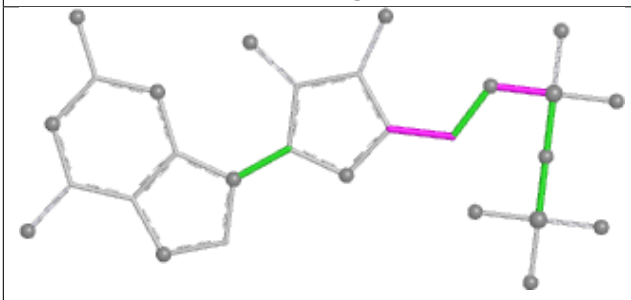

Torsions

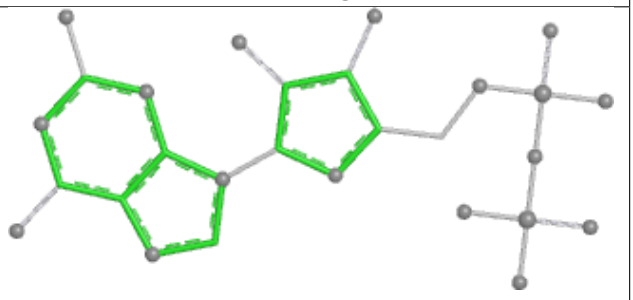

Rings

Ligand GTP D5 501

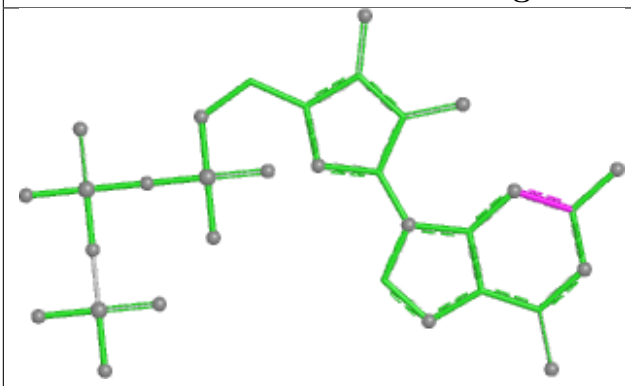

Bond lengths

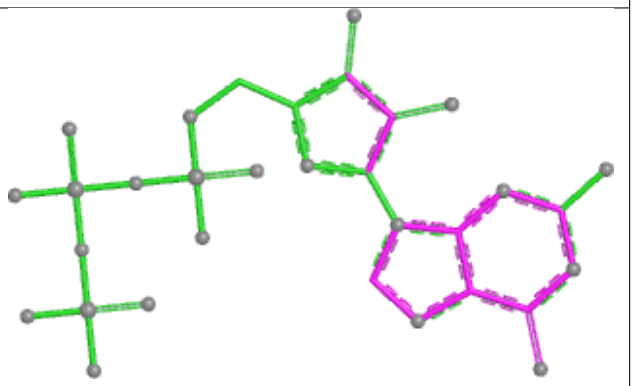

Bond angles

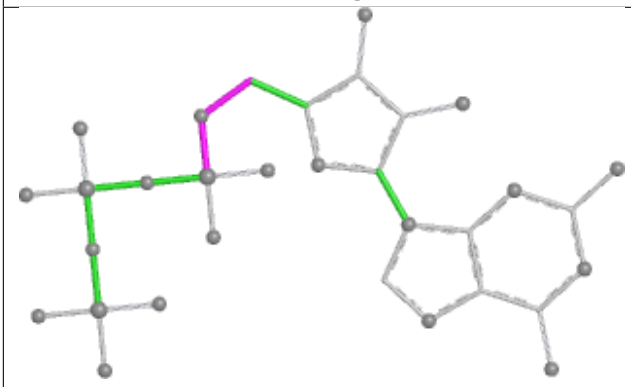

Torsions

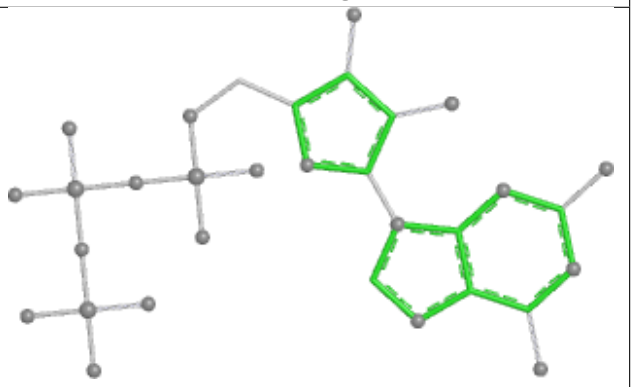

Rings

Ligand GDP R6 501

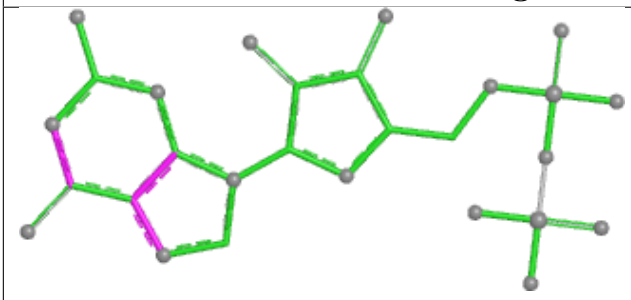

Bond lengths

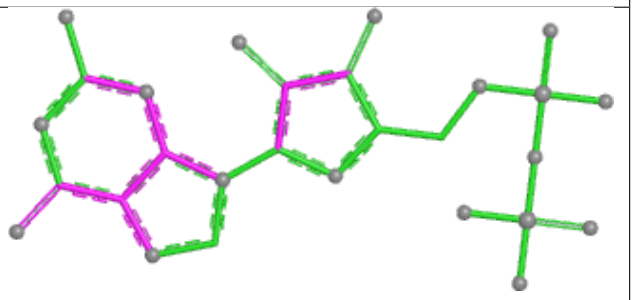

Bond angles

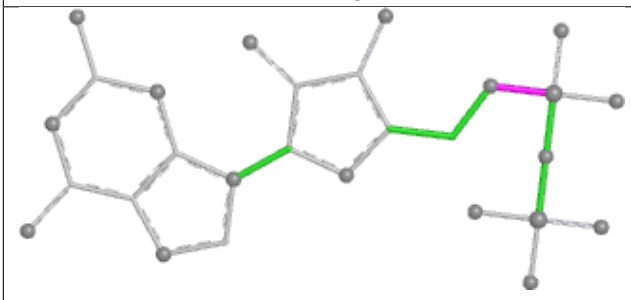

Torsions

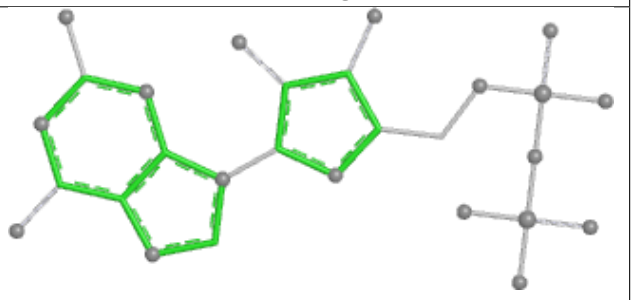

Rings

Ligand GTP E1 501

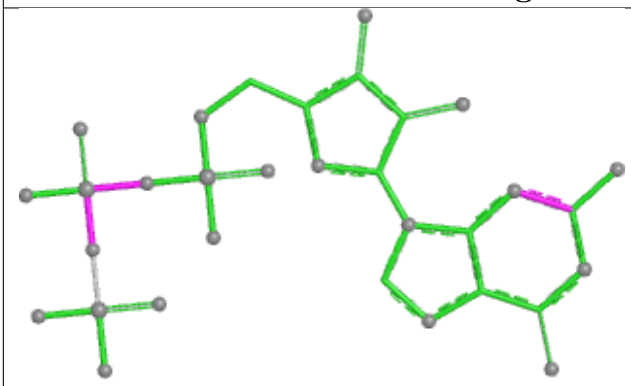

Bond lengths

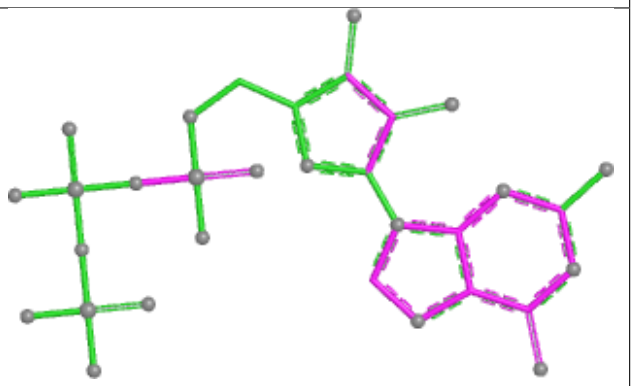

Bond angles

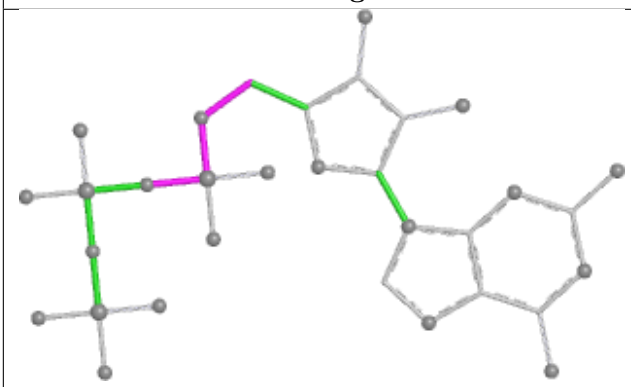

Torsions

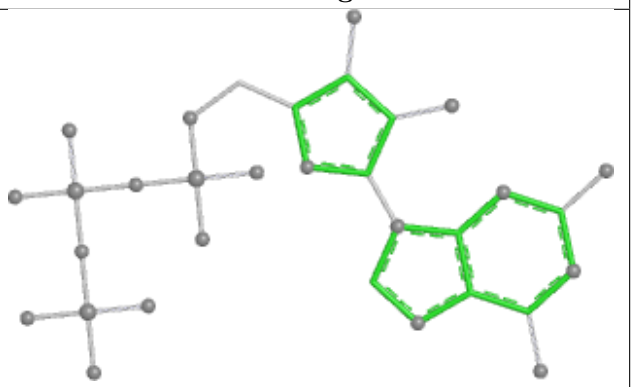

Rings

Ligand GTP M0 501

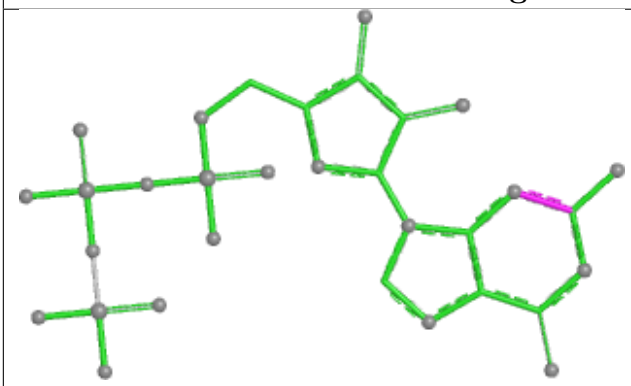

Bond lengths

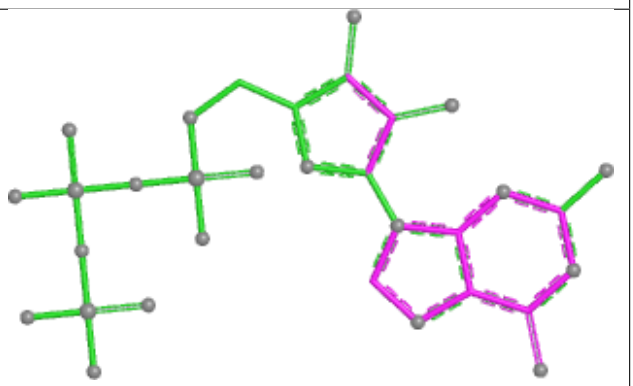

Bond angles

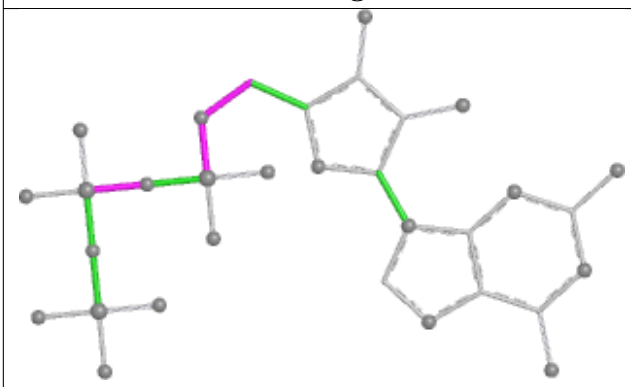

Torsions

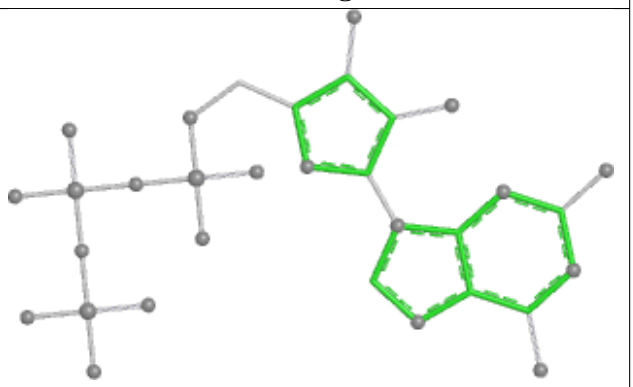

Rings

Ligand GDP N1 501

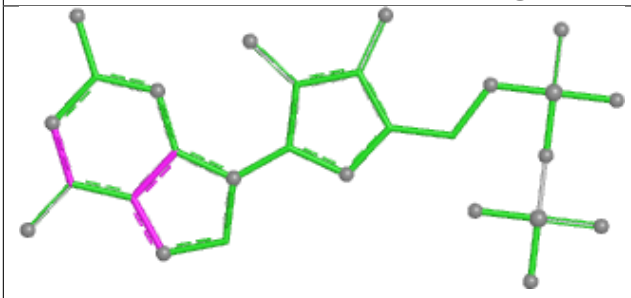

Bond lengths

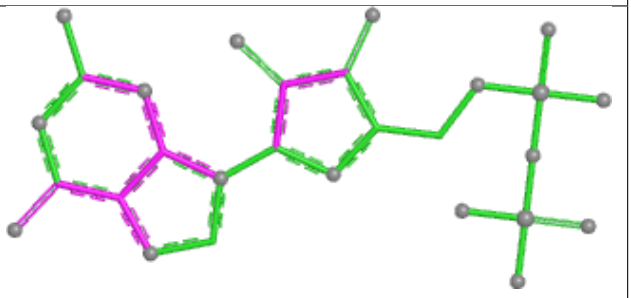

Bond angles

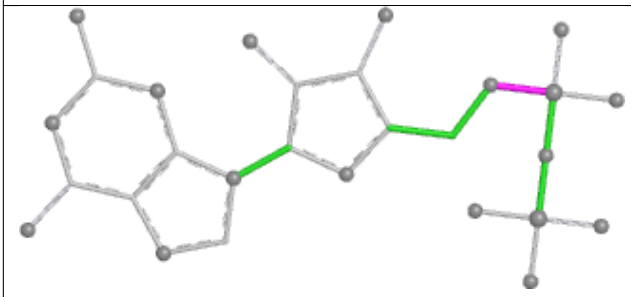

Torsions

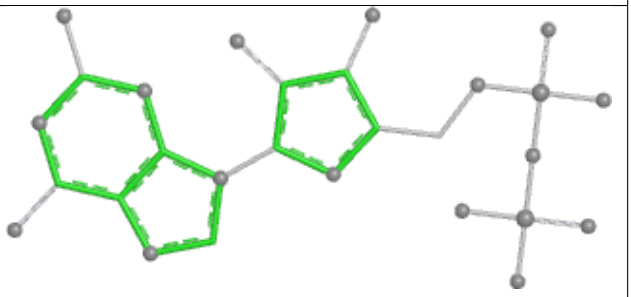

Rings

Ligand GTP R3 501

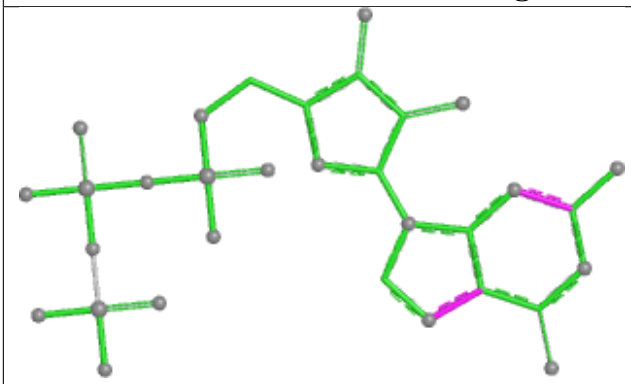

Bond lengths

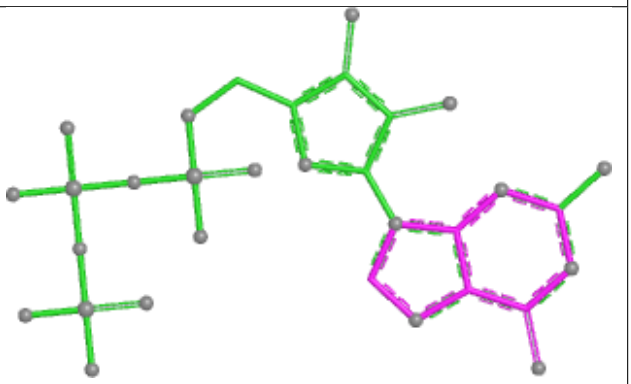

Bond angles

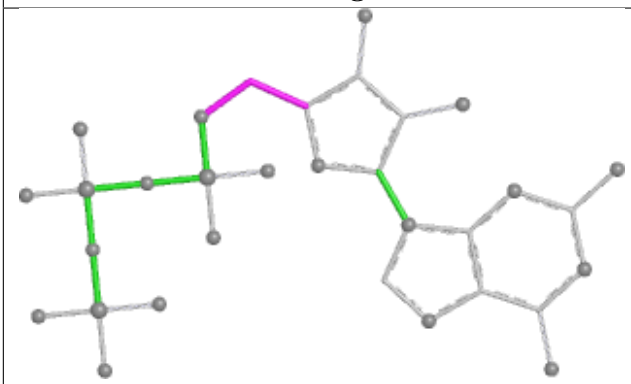

Torsions

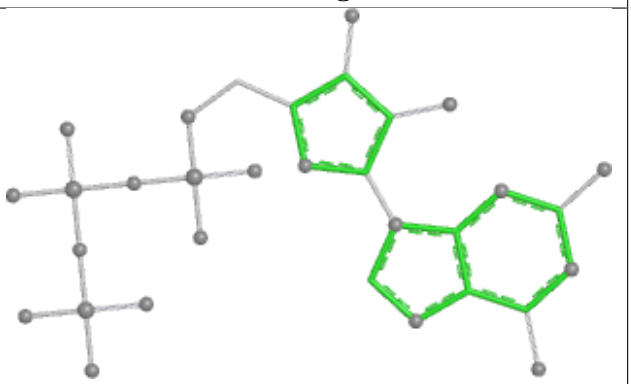

Rings

Ligand GDP E4 501	
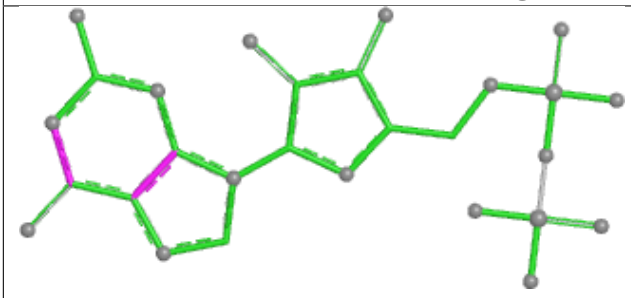 Bond lengths	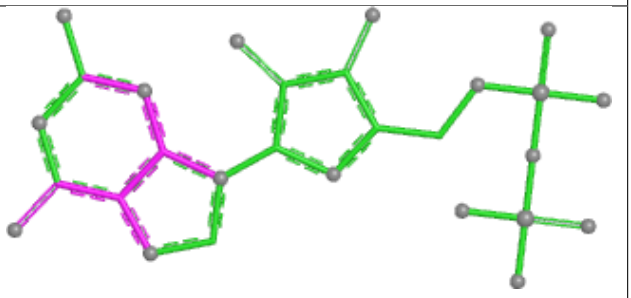 Bond angles
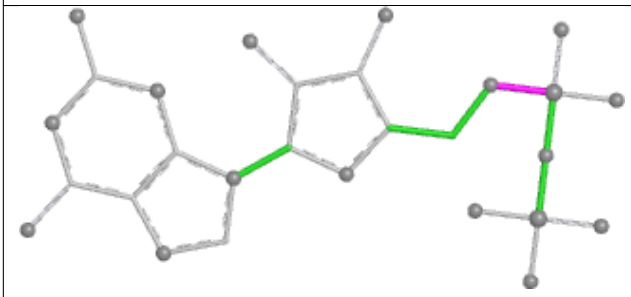 Torsions	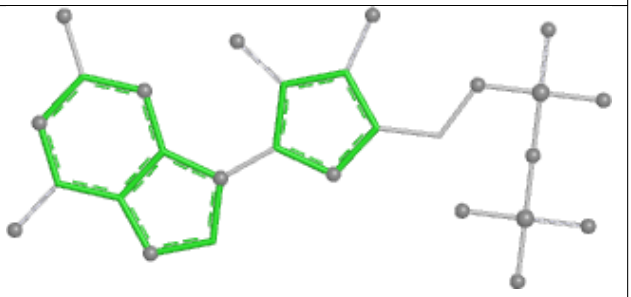 Rings

Ligand GDP G5 501	
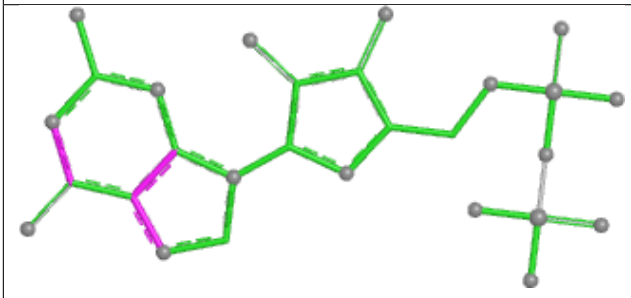 Bond lengths	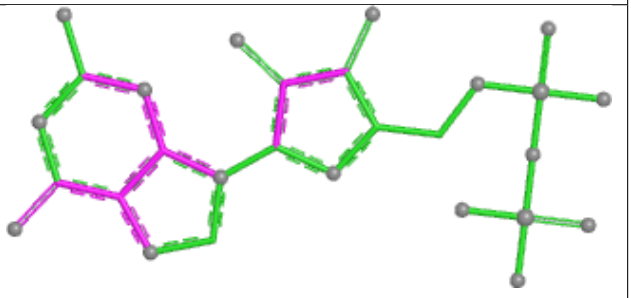 Bond angles
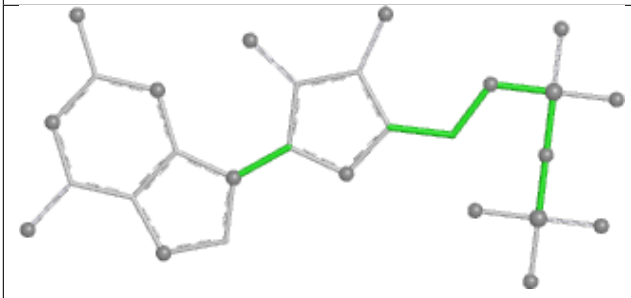 Torsions	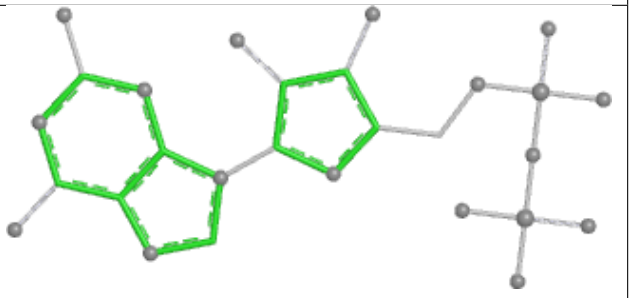 Rings

Ligand GDP K1 501

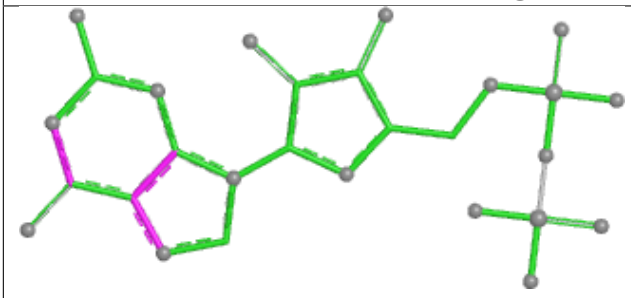

Bond lengths

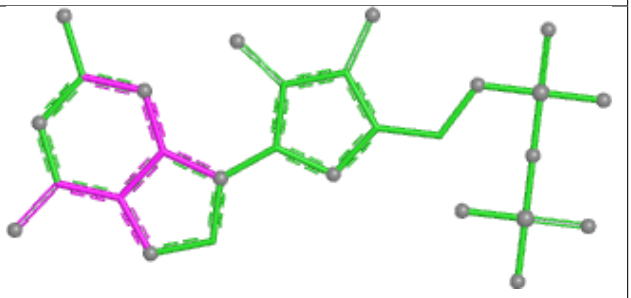

Bond angles

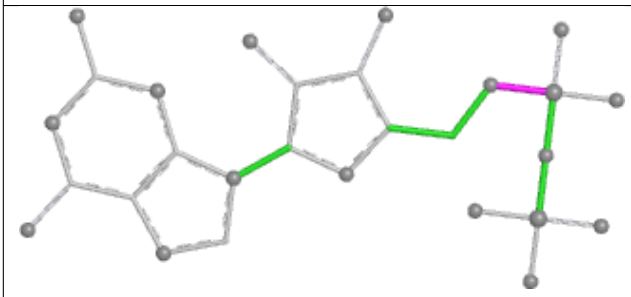

Torsions

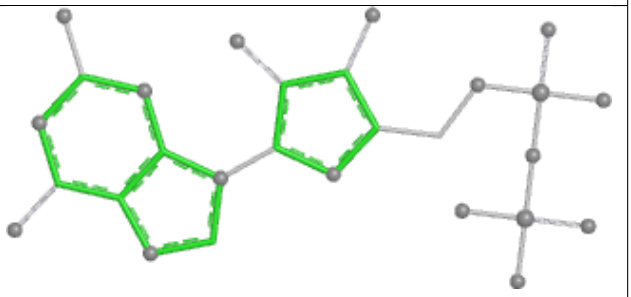

Rings

Ligand GTP N0 501

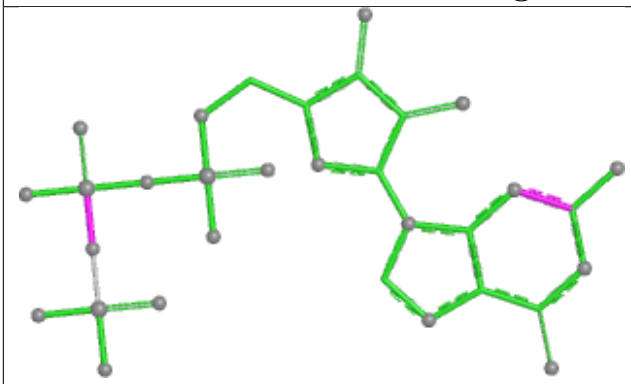

Bond lengths

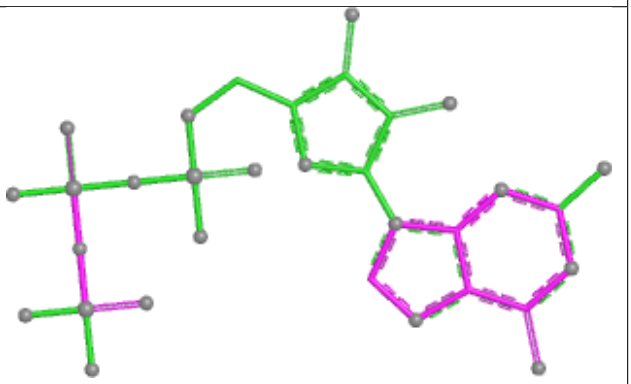

Bond angles

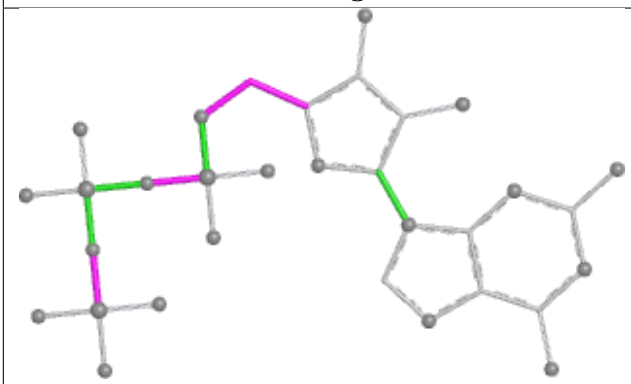

Torsions

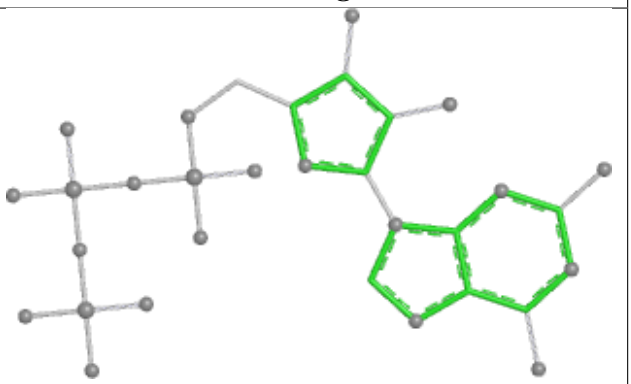

Rings

Ligand GTP A2 501

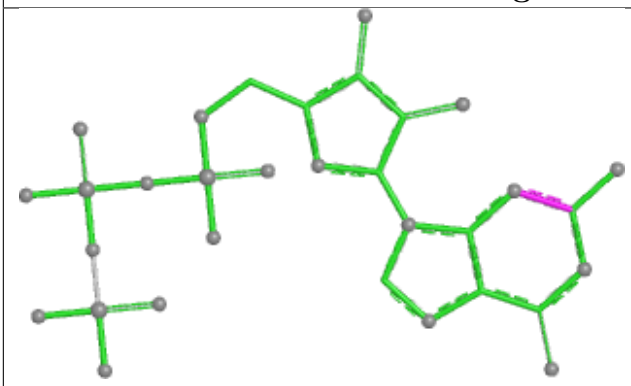

Bond lengths

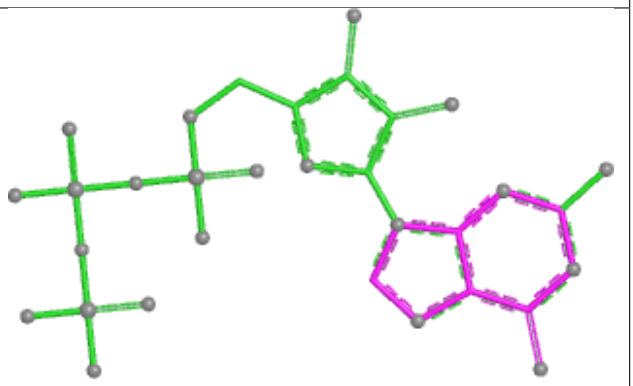

Bond angles

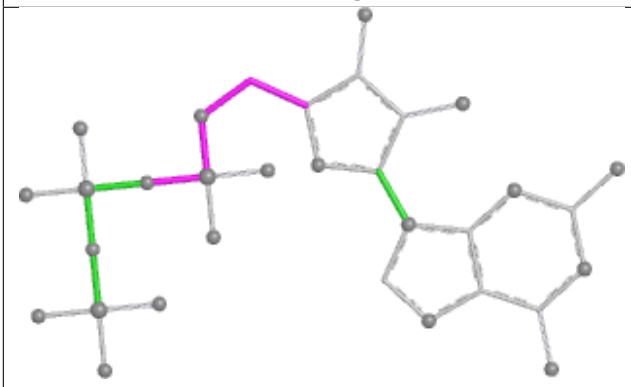

Torsions

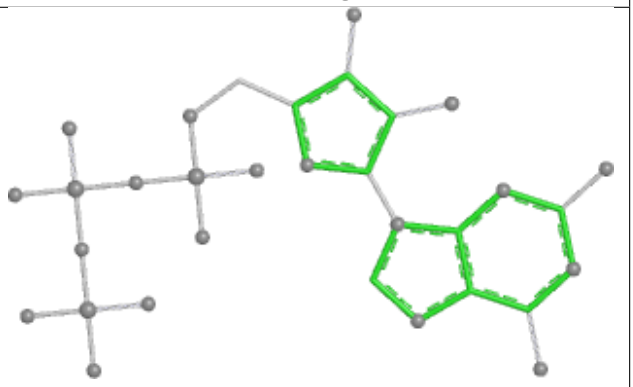

Rings

Ligand GTP S3 501

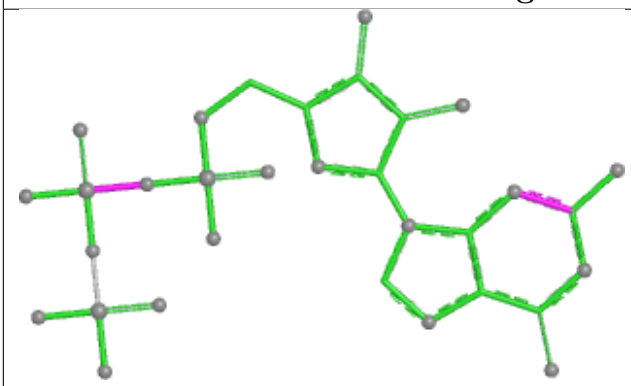

Bond lengths

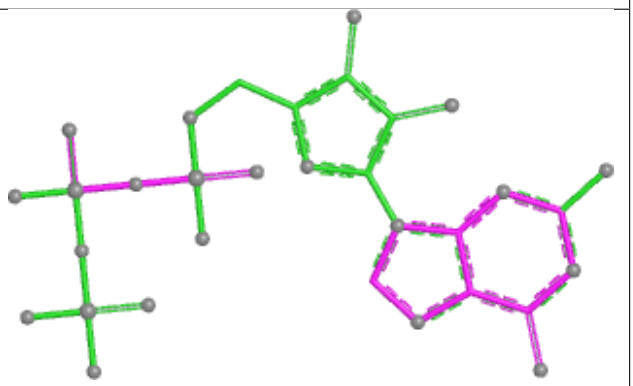

Bond angles

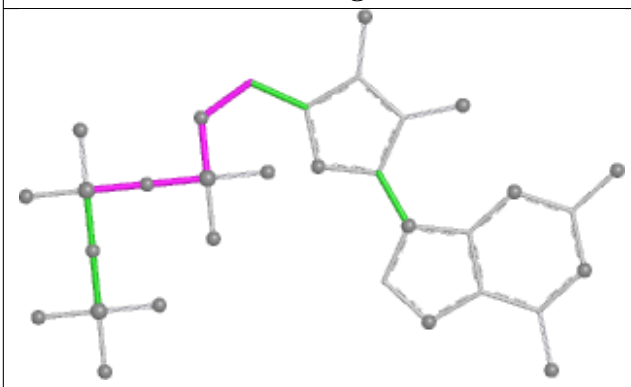

Torsions

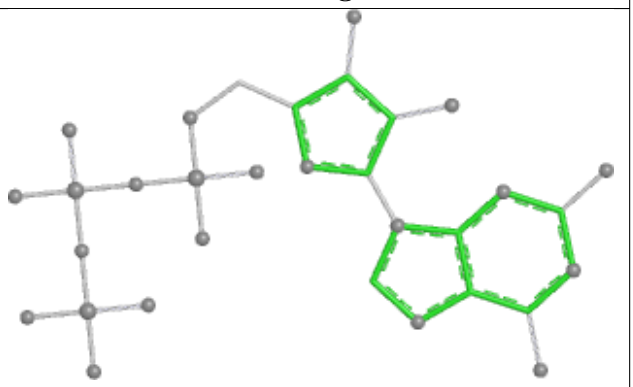

Rings

Ligand GTP S5 501

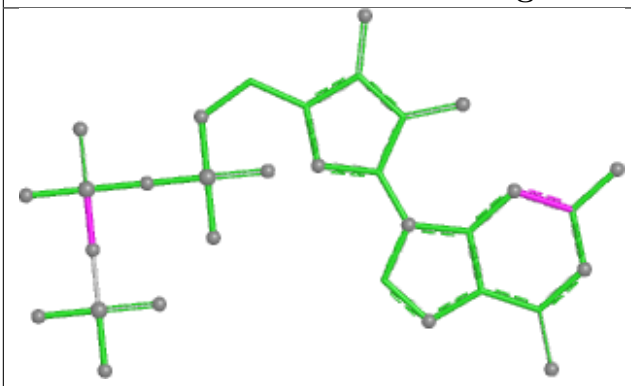

Bond lengths

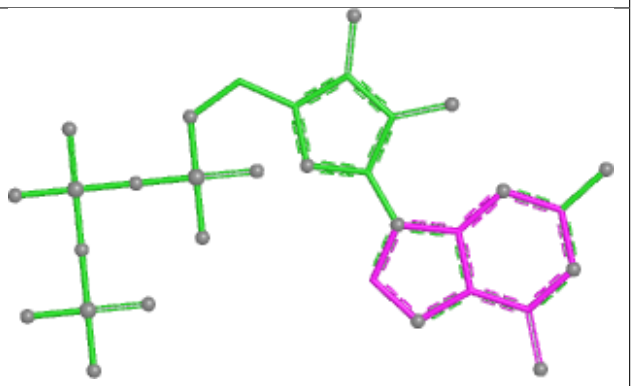

Bond angles

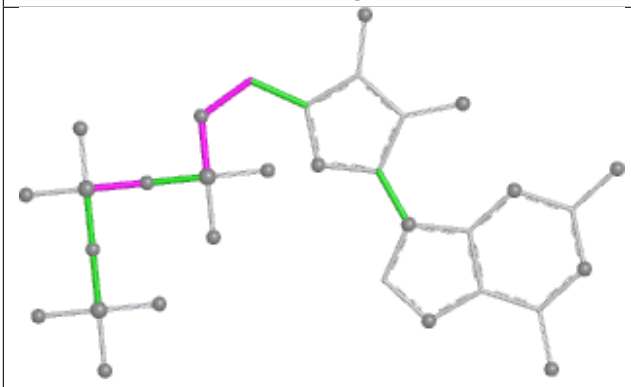

Torsions

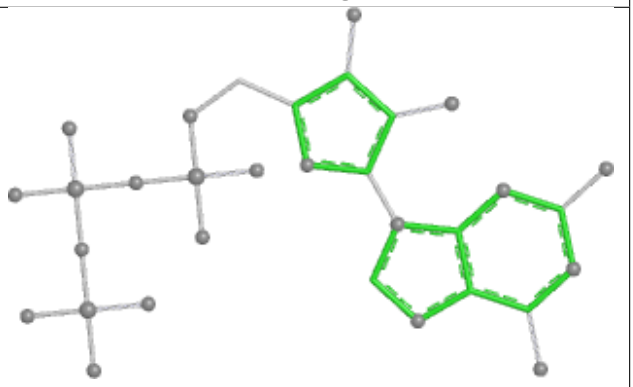

Rings

Ligand GDP S4 501

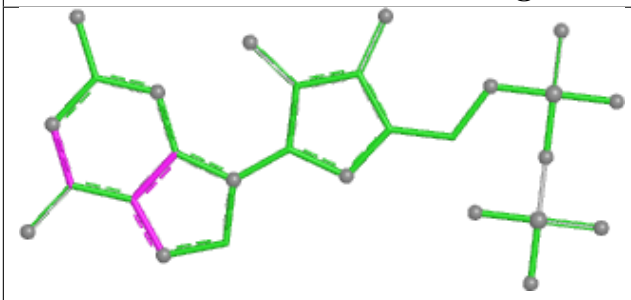

Bond lengths

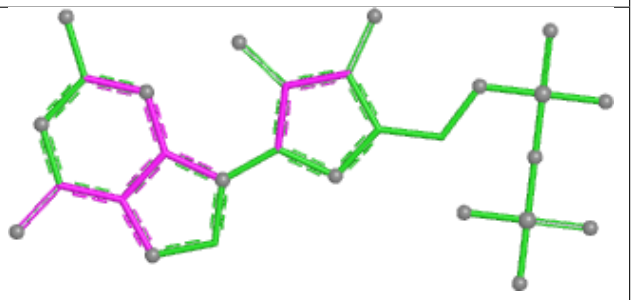

Bond angles

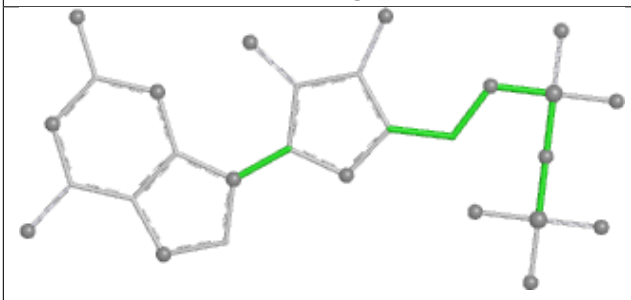

Torsions

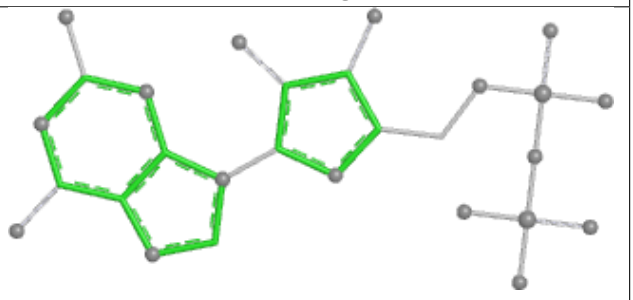

Rings

Ligand GTP M4 501

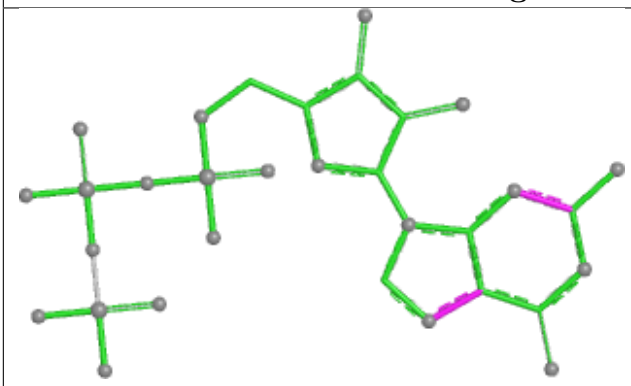

Bond lengths

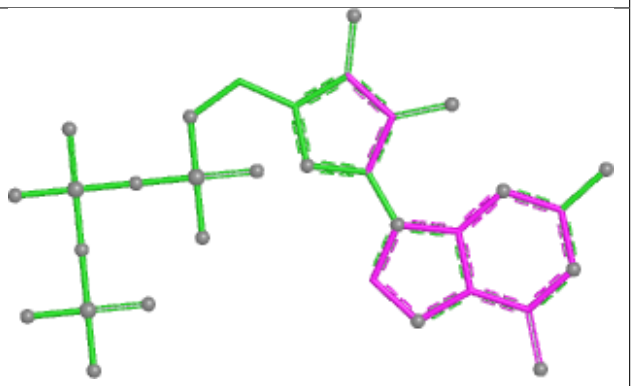

Bond angles

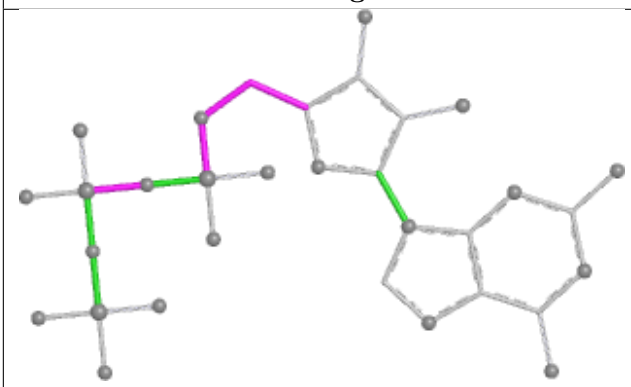

Torsions

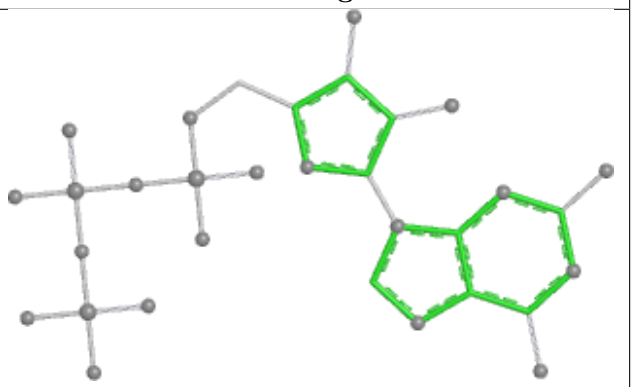

Rings

Ligand GDP T2 501

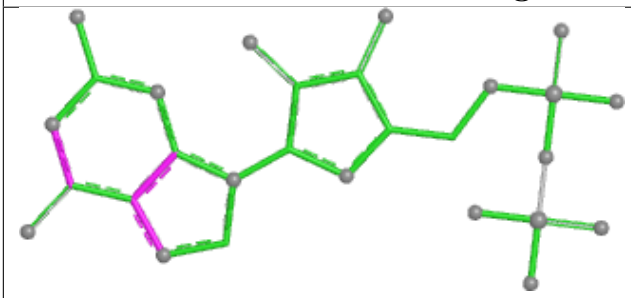

Bond lengths

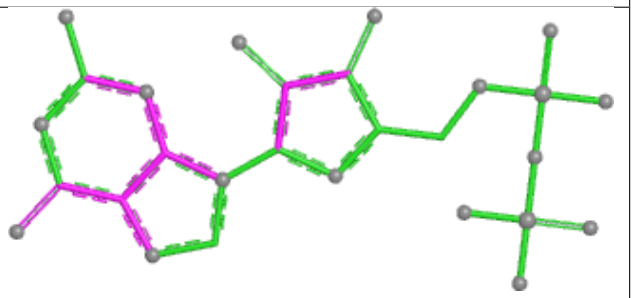

Bond angles

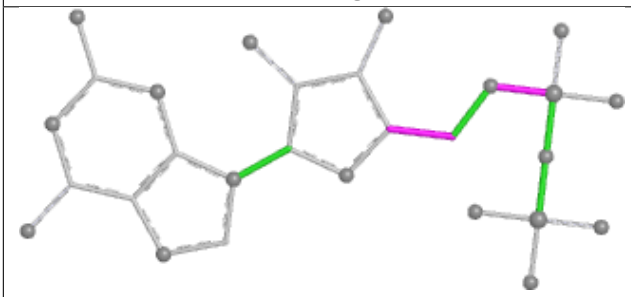

Torsions

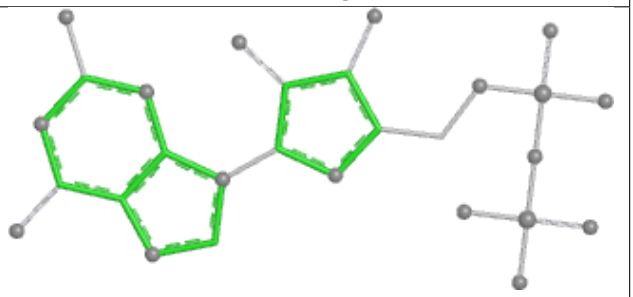

Rings

Ligand GTP U5 501

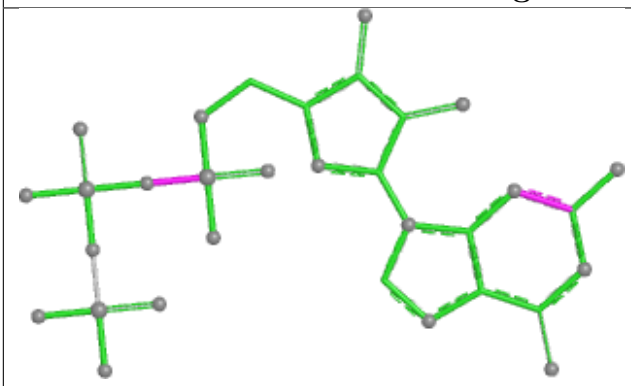

Bond lengths

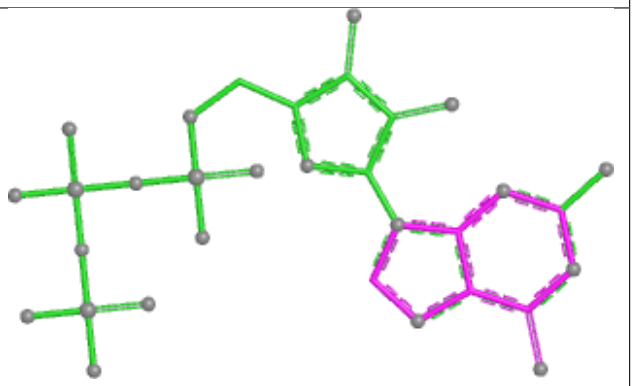

Bond angles

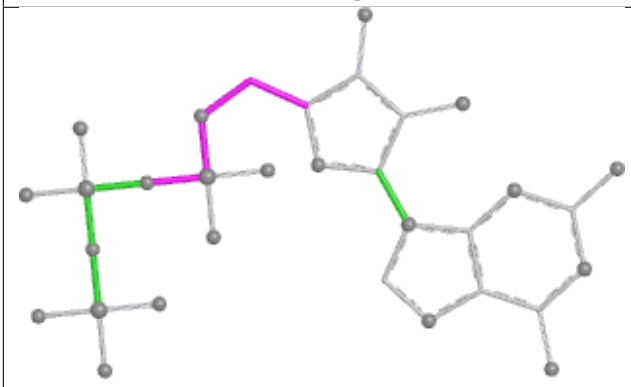

Torsions

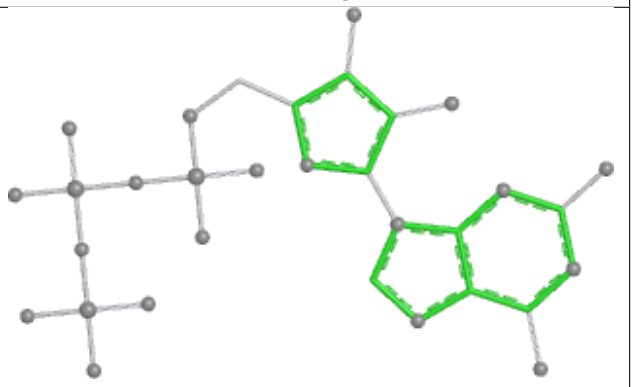

Rings

Ligand GDP U0 501

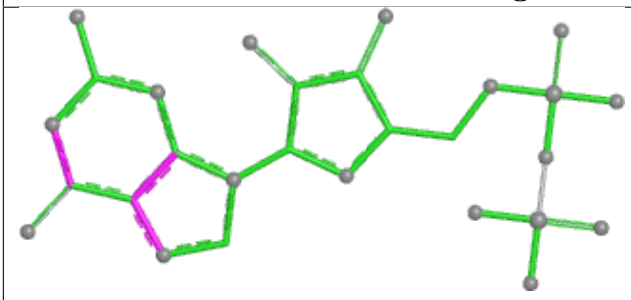

Bond lengths

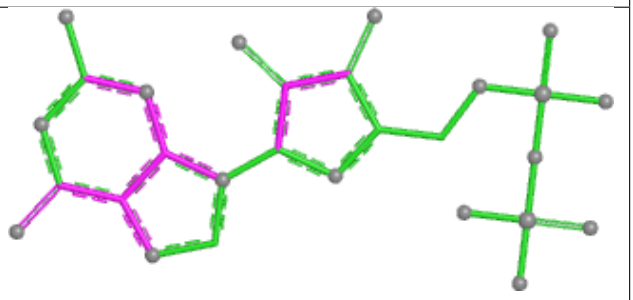

Bond angles

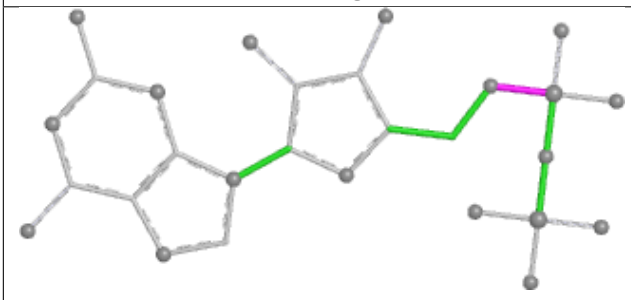

Torsions

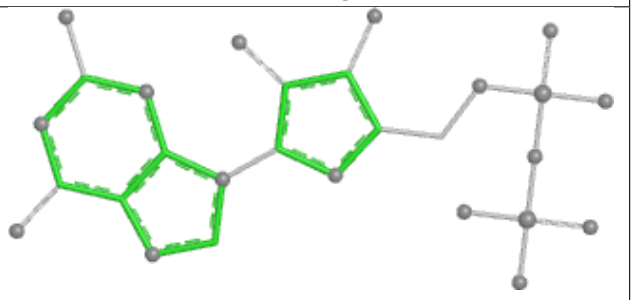

Rings

Ligand GDP V5 501

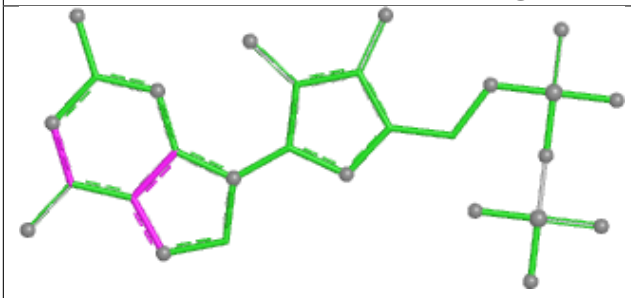

Bond lengths

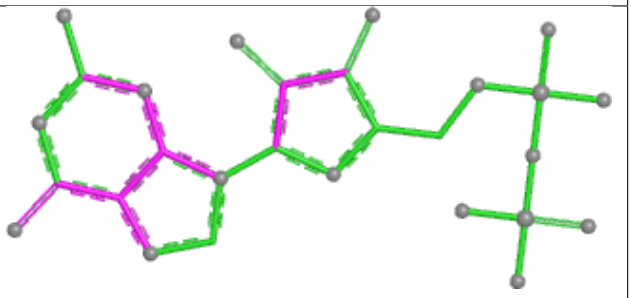

Bond angles

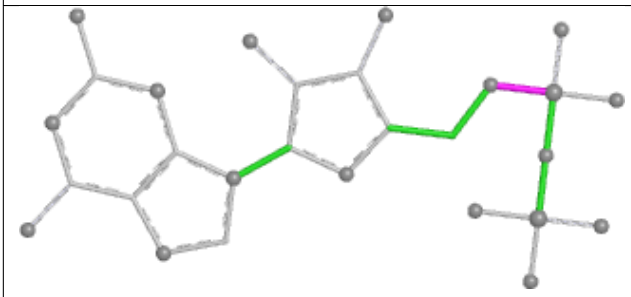

Torsions

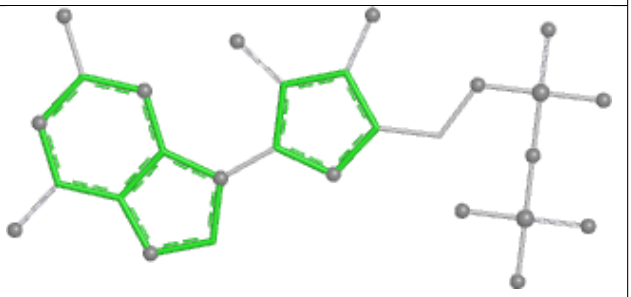

Rings

Ligand GTP W4 501

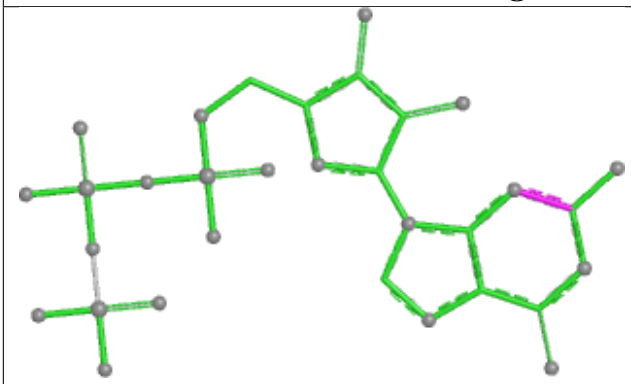

Bond lengths

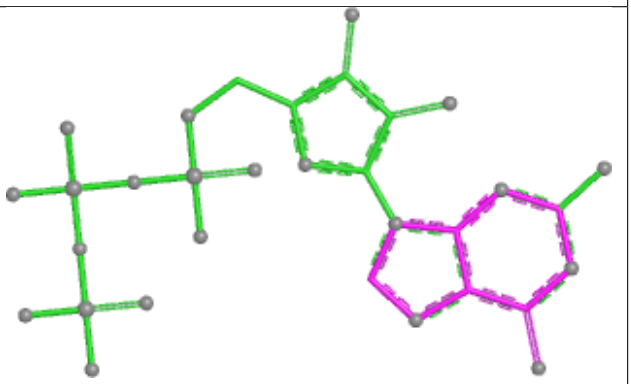

Bond angles

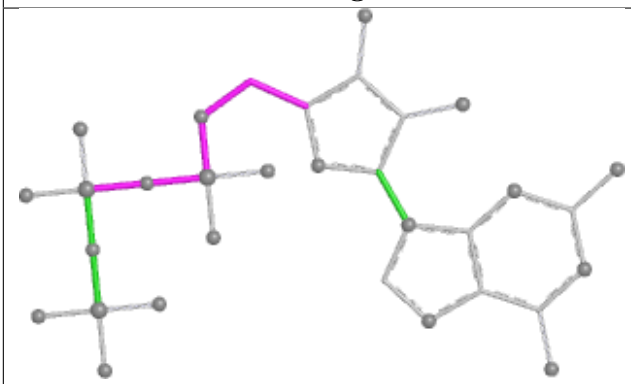

Torsions

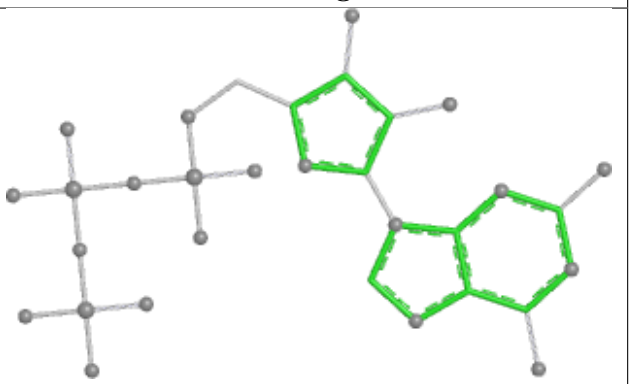

Rings

Ligand GDP B4 501

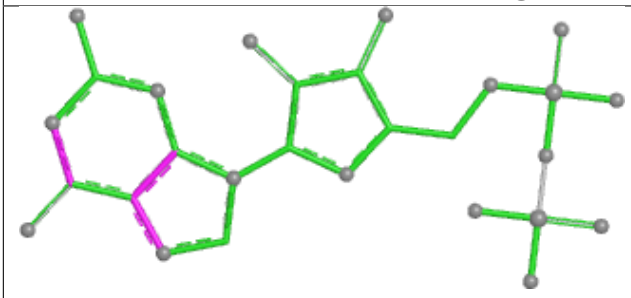

Bond lengths

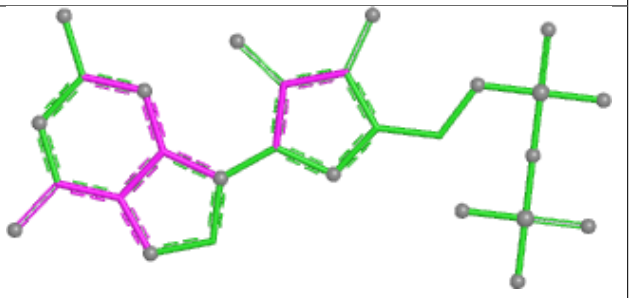

Bond angles

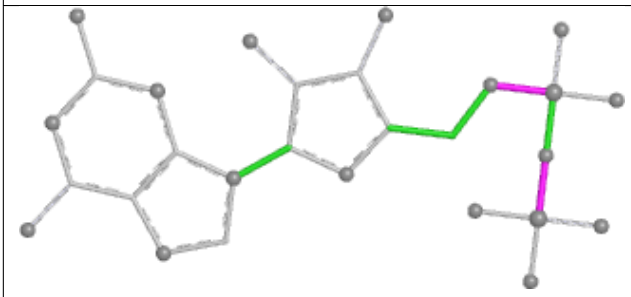

Torsions

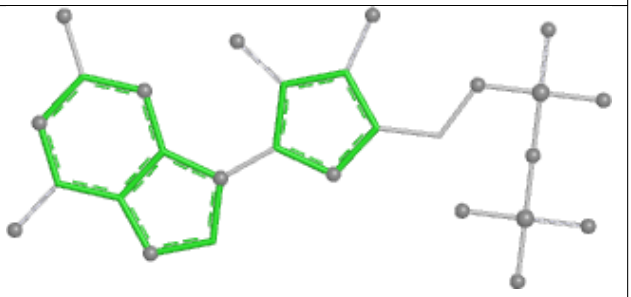

Rings

Ligand GTP P6 501

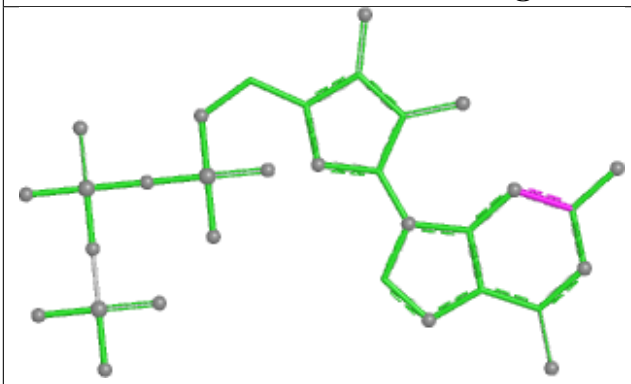

Bond lengths

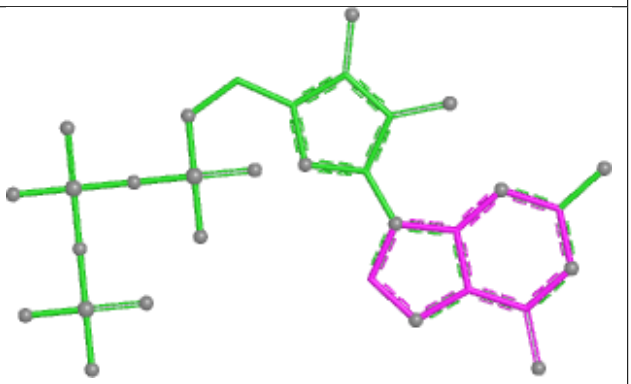

Bond angles

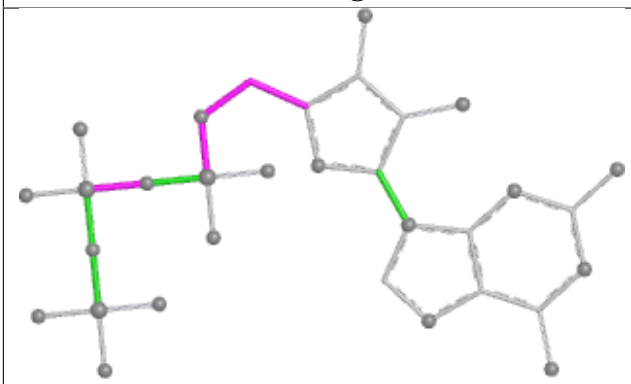

Torsions

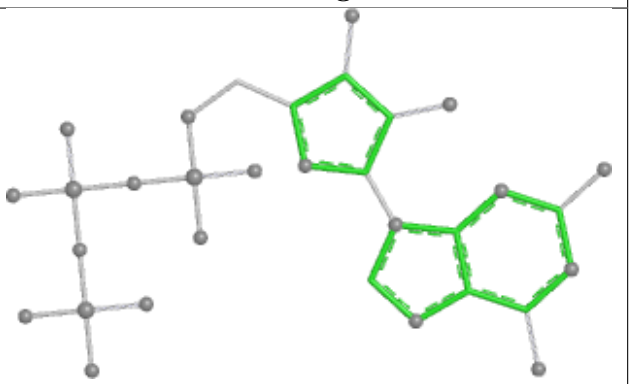

Rings

Ligand GTP H0 501

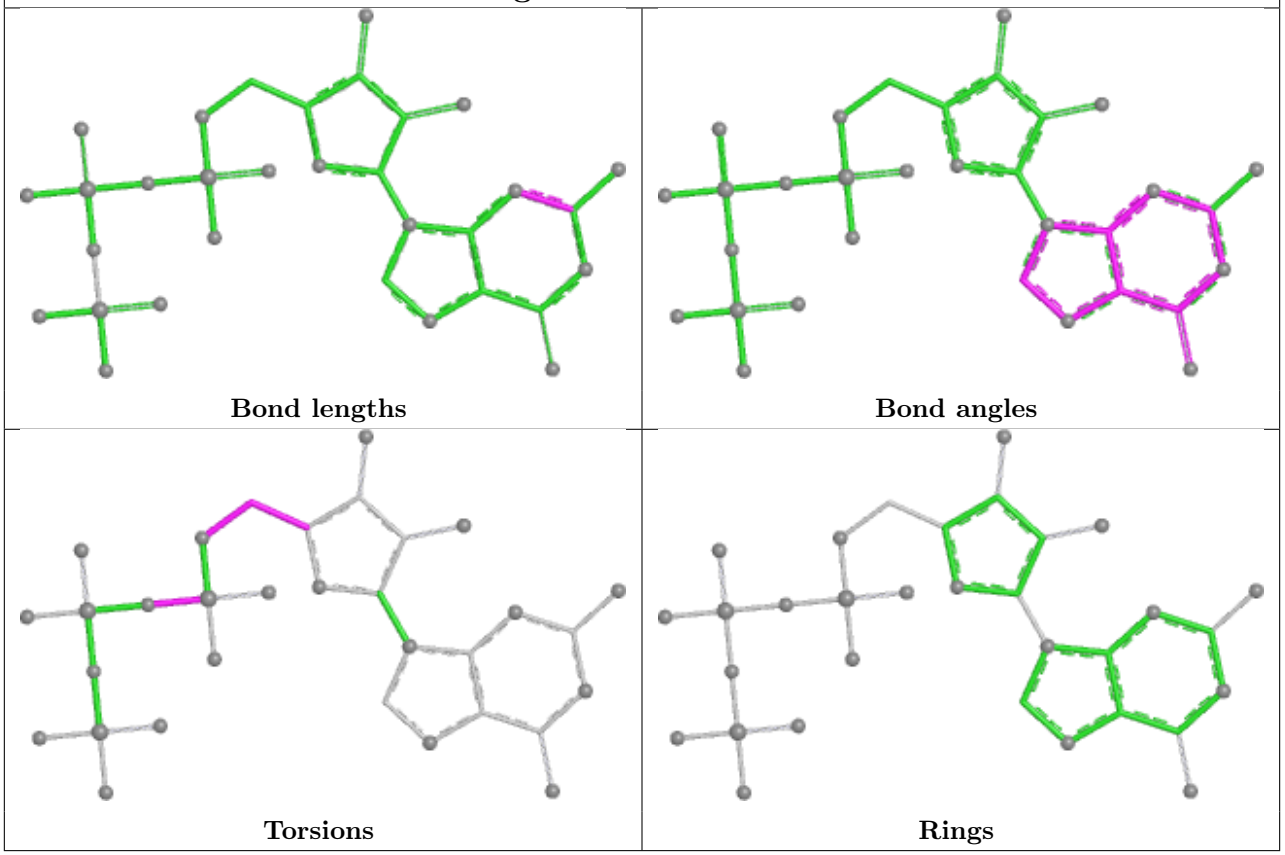

5.7 Other polymers

There are no such residues in this entry.

5.8 Polymer linkage issues

There are no chain breaks in this entry.

6 Map visualisation

This section contains visualisations of the EMDB entry EMD-76188. These allow visual inspection of the internal detail of the map and identification of artifacts.

No raw map or half-maps were deposited for this entry and therefore no images, graphs, etc. pertaining to the raw map can be shown.

6.1 Orthogonal projections

6.1.1 Primary map



X



Y



Z

The images above show the map projected in three orthogonal directions.

6.2 Central slices

6.2.1 Primary map



X Index: 174



Y Index: 144

Z Index: 120

The images above show central slices of the map in three orthogonal directions.

6.3 Largest variance slices (i)

6.3.1 Primary map



X Index: 170



Y Index: 77

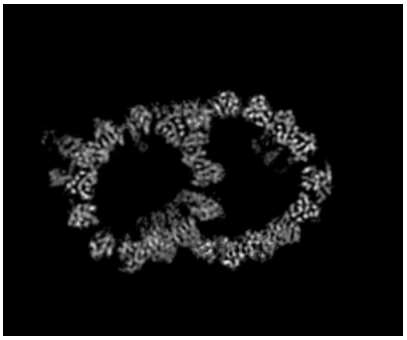

Z Index: 104

The images above show the largest variance slices of the map in three orthogonal directions.

6.4 Orthogonal standard-deviation projections (False-color) (i)

6.4.1 Primary map



X



Y



Z

The images above show the map standard deviation projections with false color in three orthogonal directions. Minimum values are shown in green, max in blue, and dark to light orange shades represent small to large values respectively.

6.5 Orthogonal surface views (i)

6.5.1 Primary map



X

Y



Z

The images above show the 3D surface view of the map at the recommended contour level 0.001. These images, in conjunction with the slice images, may facilitate assessment of whether an appropriate contour level has been provided.

6.6 Mask visualisation (i)

This section was not generated. No masks/segmentation were deposited.

7 Map analysis

This section contains the results of statistical analysis of the map.

7.1 Map-value distribution

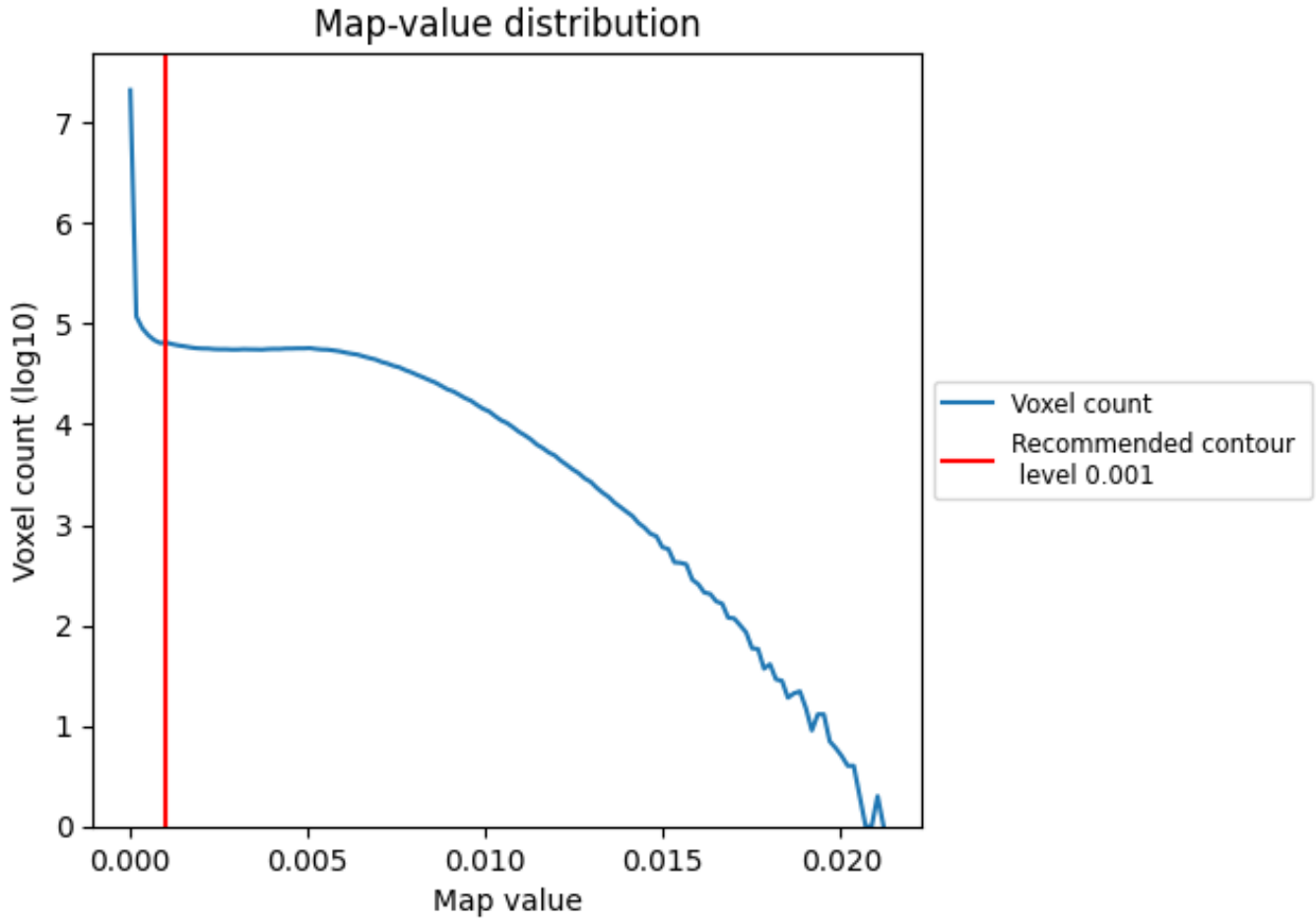

The map-value distribution is plotted in 128 intervals along the x-axis. The y-axis is logarithmic. A spike in this graph at zero usually indicates that the volume has been masked.

7.2 Volume estimate

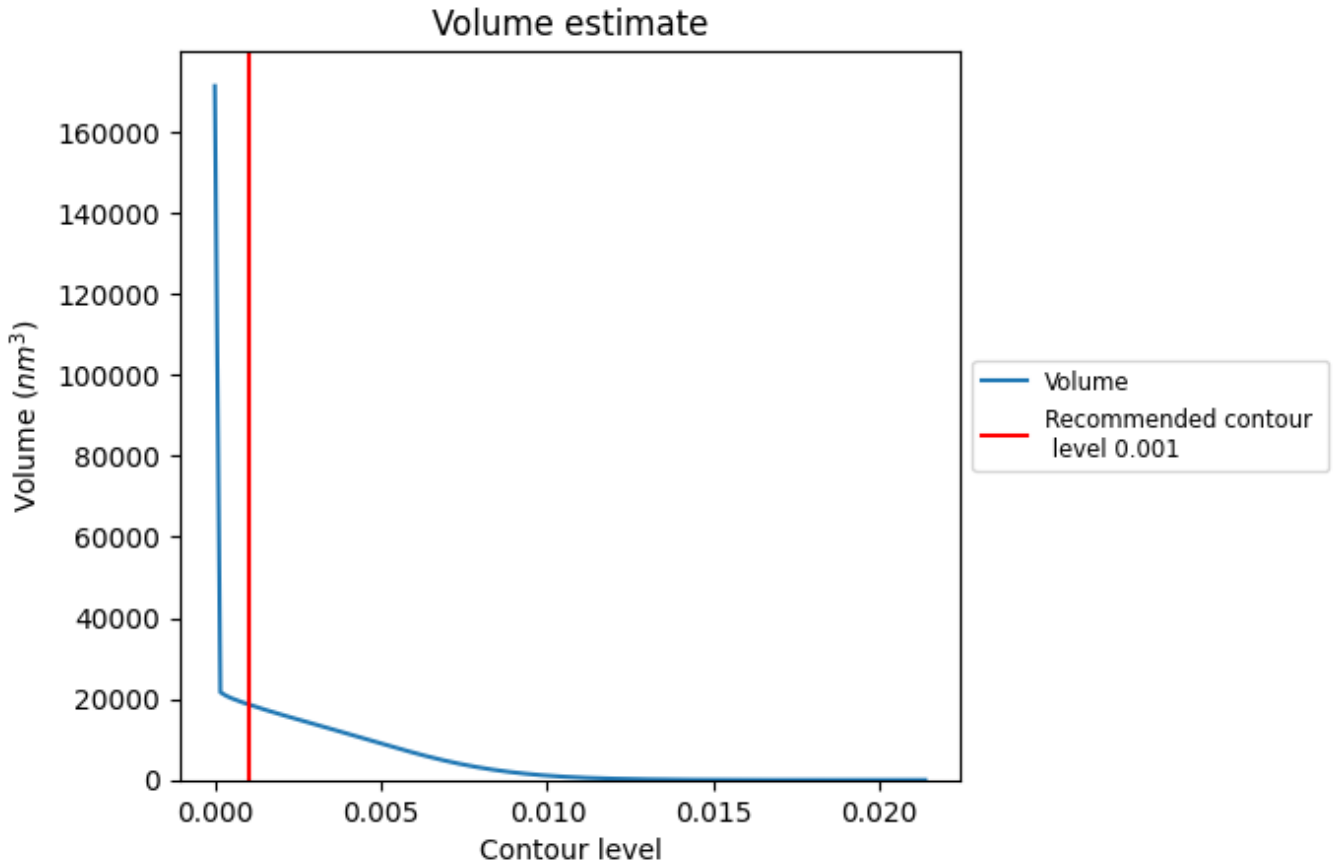

The volume at the recommended contour level is 18698 nm^3; this corresponds to an approximate mass of 16891 kDa.

The volume estimate graph shows how the enclosed volume varies with the contour level. The recommended contour level is shown as a vertical line and the intersection between the line and the curve gives the volume of the enclosed surface at the given level.

7.3 Rotationally averaged power spectrum

This section was not generated. The rotationally averaged power spectrum is only generated for cubic maps.

8 Fourier-Shell correlation

This section was not generated. No FSC curve or half-maps provided.

9 Map-model fit

This section contains information regarding the fit between EMDB map EMD-76188 and PDB model 11YJ. Per-residue inclusion information can be found in section 3 on page 31.

9.1 Map-model overlay



X



Y

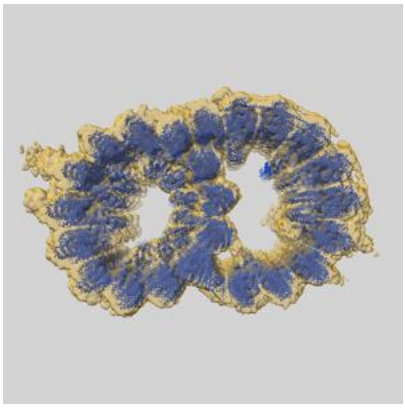

Z

The images above show the 3D surface view of the map at the recommended contour level 0.001 at 50% transparency in yellow overlaid with a ribbon representation of the model coloured in blue. These images allow for the visual assessment of the quality of fit between the atomic model and the map.

9.2 Q-score mapped to coordinate model (i)



X Y Z

The images above show the model with each residue coloured according its Q-score. This shows their resolvability in the map with higher Q-score values reflecting better resolvability. Please note: Q-score is calculating the resolvability of atoms, and thus high values are only expected at resolutions at which atoms can be resolved. Low Q-score values may therefore be expected for many entries.

9.3 Atom inclusion mapped to coordinate model (i)



X Y Z

The images above show the model with each residue coloured according to its atom inclusion. This shows to what extent they are inside the map at the recommended contour level (0.001).

9.4 Atom inclusion (i)

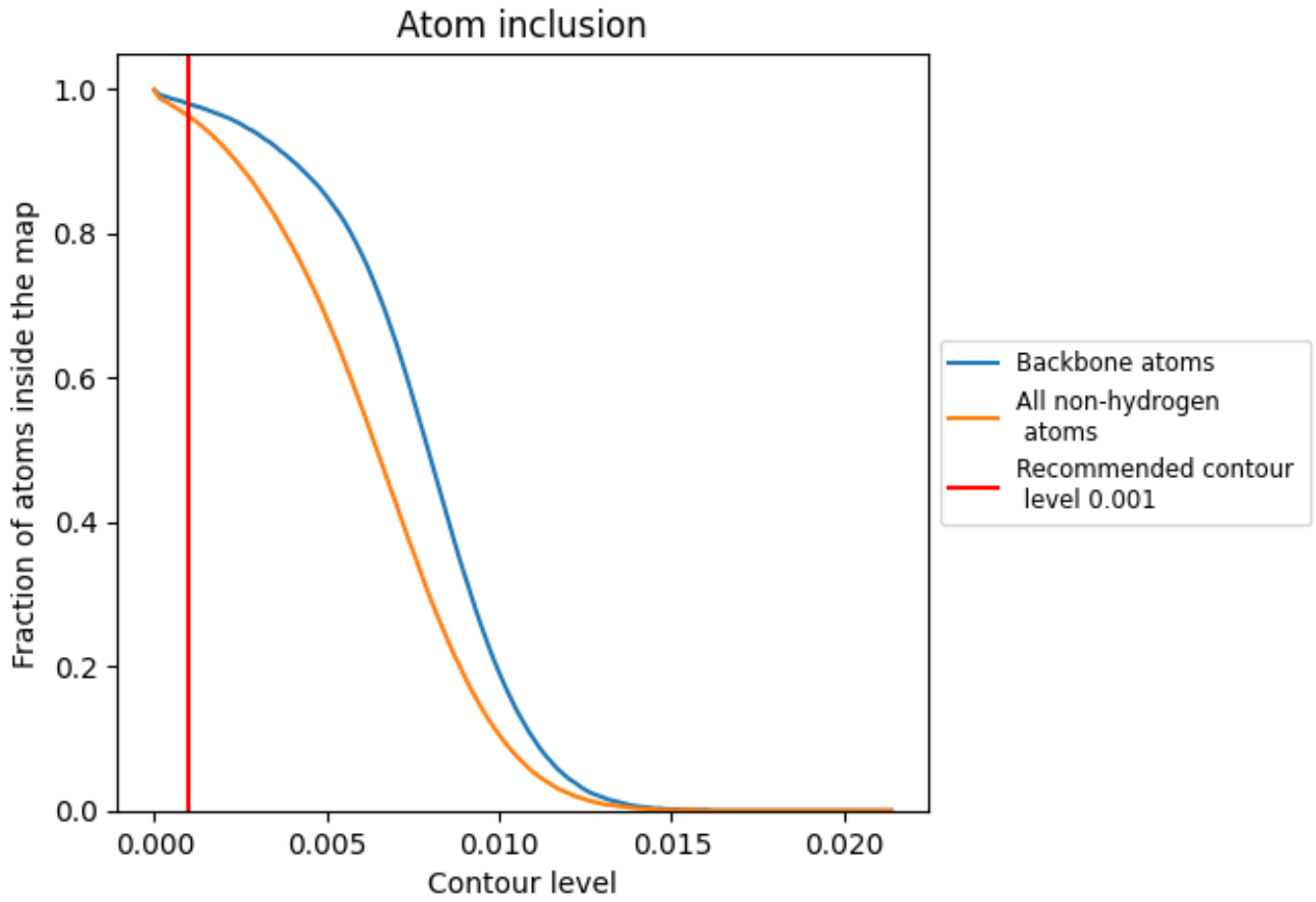

At the recommended contour level, 98% of all backbone atoms, 96% of all non-hydrogen atoms, are inside the map.

9.5 Map-model fit summary

The table lists the average atom inclusion at the recommended contour level (0.001) and Q-score for the entire model and for each chain.

Chain	Atom inclusion	Q-score
All	0.9620	0.1220
1A	0.6330	0.0340
1B	0.8270	0.0670
1C	0.8390	0.0780
1D	0.8590	0.0910
1E	0.7730	0.0650
1F	0.8920	0.1060
1G	0.8590	0.0960
2A	0.6310	0.0290
2B	0.8360	0.0770
2C	0.8380	0.0740
2D	0.8690	0.0920
2E	0.7790	0.0700
2F	0.8900	0.1020
2G	0.8420	0.0850
2H	0.8360	0.0720
2I	0.7130	0.0130
2J	0.8010	0.0090
3C	0.8500	0.0670
3D	0.8350	0.0790
3E	0.7780	0.0600
3F	0.8180	0.0730
3G	0.7510	0.0580
3H	0.8250	0.0790
3I	0.8190	0.0610
3J	0.8610	0.0650
4H	0.8000	0.0620
4I	0.8330	0.0630
4J	0.8480	0.0290
5A	0.8080	0.0420
5B	0.7500	0.0310
5C	0.7100	-0.0120
5D	0.2820	-0.0570
6A	0.8240	0.0360
6B	0.8330	0.0480

Continued on next page...

Continued from previous page...

Chain	Atom inclusion	Q-score
6C	0.7700	0.0330
6D	0.4520	-0.0370
7A	0.8560	0.0510
7B	0.8530	0.0420
7C	0.6640	-0.0100
7D	0.3330	-0.0550
8A	0.8270	0.0480
8B	0.8120	0.0550
8C	0.8470	0.0410
9A	0.8300	0.1180
9B	0.8700	0.1250
A0	0.9940	0.1110
A1	0.9900	0.1190
A2	0.9940	0.1190
A3	0.9880	0.1200
A4	0.9940	0.1210
A5	0.9870	0.1220
A6	0.9930	0.1060
B0	0.9820	0.1190
B1	0.9830	0.1060
B2	0.9830	0.1090
B3	0.9850	0.1060
B4	0.9810	0.1110
B5	0.9810	0.1060
C0	0.9940	0.1430
C1	0.9430	0.1190
C2	0.9930	0.1430
C3	0.9940	0.1480
C4	0.9940	0.1480
C5	0.9920	0.1410
D0	0.9970	0.1350
D1	0.9940	0.1410
D2	0.9970	0.1400
D3	0.9950	0.1450
D4	0.9940	0.1450
D5	0.9960	0.1450
D6	0.9950	0.1420
E0	0.9870	0.1440
E1	0.9900	0.1430
E2	0.9920	0.1480
E3	0.9920	0.1460
E4	0.9930	0.1460

Continued on next page...

Continued from previous page...

Chain	Atom inclusion	Q-score
E5	0.9910	0.1440
E6	0.9960	0.1440
F0	0.9920	0.1460
F1	0.9930	0.1450
F2	0.9890	0.1480
F3	0.9930	0.1510
F4	0.9920	0.1530
F5	0.9950	0.1460
F6	0.9920	0.1360
G0	0.9900	0.1290
G1	0.9910	0.1370
G2	0.9930	0.1510
G3	0.9920	0.1460
G4	0.9920	0.1520
G5	0.9930	0.1330
H0	0.9910	0.1280
H1	0.9940	0.1440
H2	0.9940	0.1380
H3	0.9920	0.1480
H4	0.9960	0.1430
H5	0.9930	0.1270
I0	0.9870	0.1140
I1	0.9850	0.1280
I2	0.9910	0.1460
I3	0.9900	0.1430
I4	0.9930	0.1440
I5	0.9900	0.1290
I6	0.9880	0.1190
J0	0.9870	0.1060
J1	0.9940	0.1280
J2	0.9910	0.1350
J3	0.9940	0.1400
J4	0.9920	0.1320
J5	0.9910	0.1280
J6	0.9870	0.1070
K0	0.9900	0.1210
K1	0.9890	0.1250
K2	0.9940	0.1330
K3	0.9910	0.1370
K4	0.9840	0.1310
K5	0.9910	0.1220
L0	0.9940	0.1230

Continued on next page...

Continued from previous page...

Chain	Atom inclusion	Q-score
L1	0.9880	0.1130
L2	0.9930	0.1390
L3	0.9920	0.1290
L4	0.9890	0.1150
L5	0.9890	0.1160
L6	0.9800	0.0770
M0	0.9900	0.1290
M1	0.9840	0.1150
M2	0.9920	0.1330
M3	0.9870	0.1240
M4	0.9850	0.1300
M5	0.9860	0.1270
M6	0.9910	0.1160
N0	0.9930	0.1040
N1	0.9960	0.1300
N2	0.9970	0.1230
N3	0.9960	0.1280
N4	0.9940	0.1220
N5	0.9970	0.1180
N6	0.9890	0.1000
O0	0.9880	0.1320
O1	0.9920	0.1370
O2	0.9880	0.1440
O3	0.9850	0.1400
O4	0.9870	0.1410
O5	0.9870	0.1360
O6	0.9900	0.1300
P0	0.9860	0.1260
P1	0.9930	0.1250
P2	0.9760	0.1300
P3	0.9890	0.1340
P4	0.9860	0.1400
P5	0.9840	0.1310
P6	0.9830	0.1240
Q0	0.9800	0.1360
Q1	0.9750	0.1440
Q2	0.9800	0.1460
Q3	0.9790	0.1500
Q4	0.9800	0.1400
Q5	0.8920	0.1060
R0	0.9860	0.1480
R1	0.9810	0.1480

Continued on next page...

Continued from previous page...

Chain	Atom inclusion	Q-score
R2	0.9900	0.1510
R3	0.9730	0.1530
R4	0.9830	0.1420
R5	0.9750	0.1460
R6	0.9800	0.1230
S0	0.9850	0.1480
S1	0.9870	0.1550
S2	0.9860	0.1510
S3	0.9900	0.1570
S4	0.9850	0.1510
S5	0.9900	0.1500
S6	0.9910	0.1380
T0	0.9820	0.1360
T1	0.9840	0.1400
T2	0.9790	0.1410
T3	0.9870	0.1470
T4	0.9890	0.1440
T5	0.9910	0.1390
T6	0.9910	0.1370
U0	0.9710	0.1100
U1	0.9910	0.1300
U2	0.9860	0.1260
U3	0.9870	0.1250
U4	0.9880	0.1330
U5	0.9900	0.1200
U6	0.9930	0.1180
V0	0.9850	0.1110
V1	0.9890	0.1110
V2	0.9880	0.1220
V3	0.9890	0.1150
V4	0.9860	0.1170
V5	0.9880	0.1090
W0	0.9840	0.1360
W1	0.9860	0.1290
W2	0.9830	0.1350
W3	0.9830	0.1320
W4	0.9810	0.1410
W5	0.9800	0.1280
W6	0.9810	0.1290
X0	0.9890	0.0930
X1	0.9930	0.1000
X2	0.9960	0.1180

Continued on next page...

Continued from previous page...

Chain	Atom inclusion	Q-score
X3	0.9910	0.0870
Y0	0.8790	0.1110
Y1	0.9130	0.1150
Y2	0.8910	0.1090