



wwPDB X-ray Structure Validation Summary Report ⓘ

Jun 23, 2026 – 09:22 PM EDT

PDB ID : 6CAE / pdb_00006cae
Title : Crystal structure of the *Thermus thermophilus* 70S ribosome in complex with NOSO-95179 antibiotic and bound to mRNA and A-, P- and E-site tRNAs at 2.6Å resolution
Authors : Pantel, L.; Florin, T.; Dobosz-Bartoszek, M.; Racine, E.; Sarciaux, M.; Serri, M.; Houard, J.; Campagne, J.M.; Marcia de Figueiredo, R.; Midrier, C.; Gaudriault, S.; Givaudan, A.; Lanois, A.; Forst, S.; Aumelas, A.; Cotteaux-Lautard, C.; Bolla, J.M.; Vingsbo Lundberg, C.; Huseby, D.; Hughes, D.; Villain-Guillot, P.; Mankin, A.S.; Polikanov, Y.S.; Gualtieri, M.
Deposited on : 2018-01-30
Resolution : 2.60 Å (reported)

This is a wwPDB X-ray Structure Validation Summary Report for a publicly released PDB entry.

We welcome your comments at validation@mail.wwpdb.org

A user guide is available at

<https://www.wwpdb.org/validation/2017/XrayValidationReportHelp>

with specific help available everywhere you see the ⓘ symbol.

The types of validation reports are described at

<http://www.wwpdb.org/validation/2017/FAQs#types>.

The following versions of software and data (see [references ⓘ](#)) were used in the production of this report:

MolProbity : 4-5-2 with Phenix2.0
Mogul : 2022.3.0, CSD as543be (2022)
Xtriage (Phenix) : 2.0
EDS : 3.0
Percentile statistics : 20250101.v01 (using entries in the PDB archive January 1st 2025)
CCP4 : 9.0.010 (Gargrove)
Density-Fitness : 1.0.12

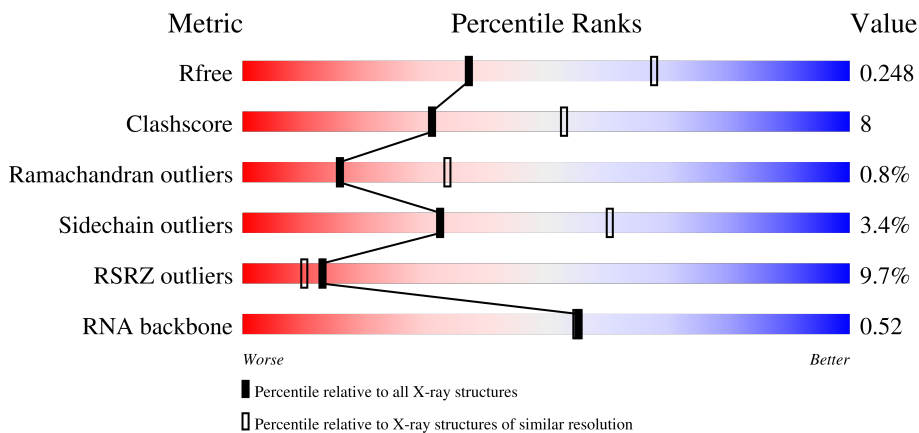
1 Overall quality at a glance

The following experimental techniques were used to determine the structure:

X-RAY DIFFRACTION

The reported resolution of this entry is 2.60 Å.

Percentile scores (ranging between 0-100) for global validation metrics of the entry are shown in the following graphic. The table shows the number of entries on which the scores are based.



Metric	Whole archive (#Entries)	Similar resolution (#Entries, resolution range(Å))
R_{free}	180053	4008 (2.60-2.60)
Clashscore	190562	4347 (2.60-2.60)
Ramachandran outliers	187476	4277 (2.60-2.60)
Sidechain outliers	187428	4277 (2.60-2.60)
RSRZ outliers	180081	4008 (2.60-2.60)
RNA backbone	3983	1014 (2.84-2.36)

The table below summarises the geometric issues observed across the polymeric chains and their fit to the electron density. The red, orange, yellow and green segments of the lower bar indicate the fraction of residues that contain outliers for ≥ 3 , 2, 1 and 0 types of geometric quality criteria respectively. A grey segment represents the fraction of residues that are not modelled. The numeric value for each fraction is indicated below the corresponding segment, with a dot representing fractions $\leq 5\%$. The upper red bar (where present) indicates the fraction of residues that have poor fit to the electron density. The numeric value is given above the bar.

Mol	Chain	Length	Quality of chain
1	1A	2915	

Continued on next page...

Ideal geometry (proteins) : Engh & Huber (2001)
 Ideal geometry (DNA, RNA) : Parkinson et al. (1996)
 Validation Pipeline (wwPDB-VP) : 2.49

Continued from previous page...

Mol	Chain	Length	Quality of chain
1	2A	2915	4% 60% 30% 7% .
2	1B	121	77% 18% ..
2	2B	121	6% 54% 36% 10% .
3	1D	276	2% 85% 14% .
3	2D	276	% 84% 14% .
4	1E	206	% 72% 22% 5% .
4	2E	206	% 79% 17% ..
5	1F	210	75% 19% ..
5	2F	210	3% 69% 26% ..
6	1G	182	5% 79% 18% ...
6	2G	182	35% 68% 30% ...
7	1H	180	2% 73% 23% .
7	2H	180	13% 72% 25% .
8	1I	148	3% 77% 20% ..
8	2I	148	11% 76% 22% ..
9	1N	140	81% 18% .
9	2N	140	8% 76% 23% .
10	1O	122	% 78% 22%
10	2O	122	2% 70% 30%
11	1P	150	78% 20% ..
11	2P	150	5% 81% 17% ..
12	1Q	141	% 82% 18% .
12	2Q	141	11% 80% 18% .
13	1R	118	77% 18% 5%
13	2R	118	% 73% 24% .

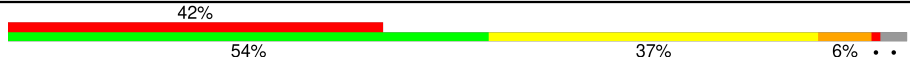
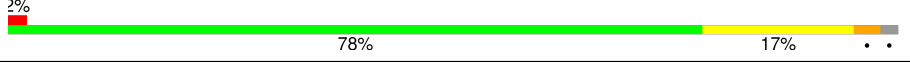
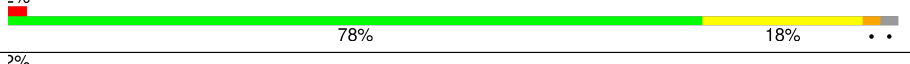


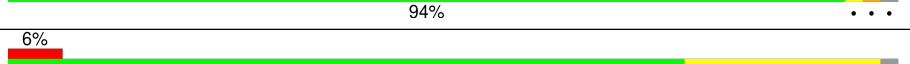
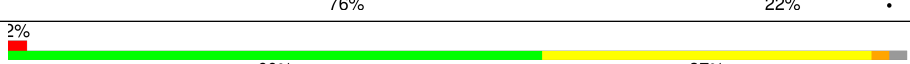
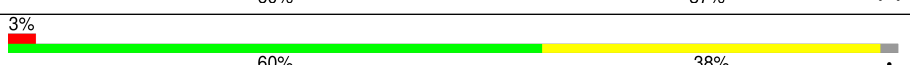
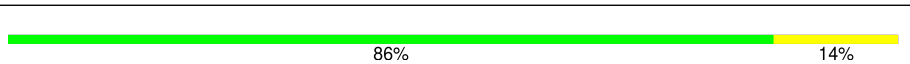


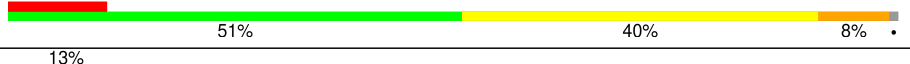













Continued on next page...

Continued from previous page...

Mol	Chain	Length	Quality of chain
14	1S	112	79% 16% ..
14	2S	112	14% 80% 16% ..
15	1T	146	7% 68% 21% • 10%
15	2T	146	2% 63% 26% • 10%
16	1U	118	79% 18% ..
16	2U	118	2% 81% 16% ..
17	1V	101	81% 16% •
17	2V	101	8% 79% 18% ..
18	1W	113	3% 78% 19% ..
18	2W	113	3% 84% 13% ..
19	1X	96	2% 76% 20% ..
19	2X	96	5% 77% 22% •
20	1Y	110	75% 19% • •
20	2Y	110	20% 75% 20% • •
21	1Z	206	10% 52% 21% • 25%
21	2Z	206	24% 57% 19% • 22%
22	10	85	6% 79% 18% ..
22	20	85	18% 82% 14% ..
23	11	98	2% 84% 14% ..
23	21	98	4% 80% 17% ..
24	12	72	6% 88% 10% •
24	22	72	6% 86% 11% •
25	13	60	3% 80% 17% • •
25	23	60	5% 75% 23% •
26	14	71	14% 63% 27% 7% •

Continued on next page...

Continued from previous page...

Mol	Chain	Length	Quality of chain
26	24	71	
27	15	60	
27	25	60	
28	16	54	
28	26	54	
29	17	49	
29	27	49	
30	18	65	
30	28	65	
31	19	37	
31	29	37	
32	1a	1521	
32	2a	1521	
33	1b	256	
33	2b	256	
34	1c	239	
34	2c	239	
35	1d	209	
35	2d	209	
36	1e	162	
36	2e	162	
37	1f	101	
37	2f	101	
38	1g	156	
38	2g	156	

Continued on next page...

Continued from previous page...

Mol	Chain	Length	Quality of chain
39	1h	138	3% 76% 21% ..
39	2h	138	15% 70% 28% ..
40	1i	128	12% 64% 34% ..
40	2i	128	47% 72% 26% ..
41	1j	105	23% 70% 21% • 8%
41	2j	105	59% 56% 32% • 9%
42	1k	129	5% 78% 11% 12%
42	2k	129	10% 67% 21% 12%
43	1l	132	8% 74% 17% • 8%
43	2l	132	8% 69% 22% • 8%
44	1m	126	11% 79% 18% •
44	2m	126	49% 65% 32% •
45	1n	61	18% 70% 25% • •
45	2n	61	70% 67% 30% • •
46	1o	89	3% 79% 20% •
46	2o	89	9% 79% 19% • •
47	1p	88	34% 72% 18% • 7%
47	2p	88	8% 60% 30% • 7%
48	1q	105	2% 71% 23% 6%
48	2q	105	10% 69% 26% 6%
49	1r	88	6% 64% 14% 23%
49	2r	88	2% 64% 14% 23%
50	1s	93	6% 69% 19% • 11%
50	2s	93	65% 61% 26% • 11%
51	1t	106	17% 67% 21% • 9%

Continued on next page...

Continued from previous page...

Mol	Chain	Length	Quality of chain
51	2t	106	
52	1u	27	
52	2u	27	
53	1v	27	
53	2v	27	
54	1w	76	
54	1y	76	
54	2w	76	
54	2y	76	
55	1x	77	
55	2x	77	
56	A	9	
56	B	9	
56	C	9	

The following table lists non-polymeric compounds, carbohydrate monomers and non-standard residues in protein, DNA, RNA chains that are outliers for geometric or electron-density-fit criteria:

Mol	Type	Chain	Res	Chirality	Geometry	Clashes	Electron density
57	MG	1A	3754	-	-	-	X
57	MG	2X	3002	-	-	-	X
57	MG	2a	1687	-	-	-	X
57	MG	C	8001	-	-	-	X

2 Entry composition [i](#)

There are 61 unique types of molecules in this entry. The entry contains 301143 atoms, of which 0 are hydrogens and 0 are deuteriums.

In the tables below, the ZeroOcc column contains the number of atoms modelled with zero occupancy, the AltConf column contains the number of residues with at least one atom in alternate conformation and the Trace column contains the number of residues modelled with at most 2 atoms.

- Molecule 1 is a RNA chain called 23S Ribosomal RNA.

Mol	Chain	Residues	Atoms					ZeroOcc	AltConf	Trace
			Total	C	N	O	P			
1	1A	2871	Total	C	N	O	P	0	0	0
			61852	27531	11572	19878	2871			
1	2A	2800	Total	C	N	O	P	0	0	0
			60322	26848	11284	19390	2800			

- Molecule 2 is a RNA chain called 5S Ribosomal RNA.

Mol	Chain	Residues	Atoms					ZeroOcc	AltConf	Trace
			Total	C	N	O	P			
2	1B	120	Total	C	N	O	P	0	0	0
			2577	1146	476	835	120			
2	2B	120	Total	C	N	O	P	0	0	0
			2575	1146	476	833	120			

- Molecule 3 is a protein called 50S ribosomal protein L2.

Mol	Chain	Residues	Atoms					ZeroOcc	AltConf	Trace
			Total	C	N	O	S			
3	1D	275	Total	C	N	O	S	0	0	0
			2136	1349	423	361	3			
3	2D	275	Total	C	N	O	S	0	0	0
			2136	1349	423	361	3			

- Molecule 4 is a protein called 50S ribosomal protein L3.

Mol	Chain	Residues	Atoms					ZeroOcc	AltConf	Trace
			Total	C	N	O	S			
4	1E	204	Total	C	N	O	S	0	0	0
			1559	985	298	270	6			
4	2E	204	Total	C	N	O	S	0	0	0
			1559	985	298	270	6			

- Molecule 5 is a protein called 50S ribosomal protein L4.

Mol	Chain	Residues	Atoms					ZeroOcc	AltConf	Trace
5	1F	203	Total	C	N	O	S	0	0	1
			1584	1009	298	275	2			
5	2F	203	Total	C	N	O	S	0	0	1
			1580	1007	297	274	2			

- Molecule 6 is a protein called 50S ribosomal protein L5.

Mol	Chain	Residues	Atoms					ZeroOcc	AltConf	Trace
6	1G	181	Total	C	N	O	S	0	0	0
			1423	913	253	253	4			
6	2G	181	Total	C	N	O	S	0	0	0
			1428	913	258	253	4			

- Molecule 7 is a protein called 50S ribosomal protein L6.

Mol	Chain	Residues	Atoms					ZeroOcc	AltConf	Trace
7	1H	174	Total	C	N	O	S	0	0	0
			1330	845	248	236	1			
7	2H	174	Total	C	N	O	S	0	0	0
			1330	845	248	236	1			

- Molecule 8 is a protein called 50S ribosomal protein L9.

Mol	Chain	Residues	Atoms					ZeroOcc	AltConf	Trace
8	1I	146	Total	C	N	O	S	0	0	0
			1097	701	191	204	1			
8	2I	146	Total	C	N	O	S	0	0	0
			1064	681	186	196	1			

- Molecule 9 is a protein called 50S ribosomal protein L13.

Mol	Chain	Residues	Atoms					ZeroOcc	AltConf	Trace
9	1N	140	Total	C	N	O	S	0	0	0
			1117	719	207	187	4			
9	2N	140	Total	C	N	O	S	0	0	0
			1117	719	207	187	4			

- Molecule 10 is a protein called 50S ribosomal protein L14.

Mol	Chain	Residues	Atoms					ZeroOcc	AltConf	Trace
10	1O	122	Total	C	N	O	S	0	0	0
			933	588	171	170	4			

Continued on next page...

Continued from previous page...

Mol	Chain	Residues	Atoms					ZeroOcc	AltConf	Trace
10	2O	122	Total	C	N	O	S	0	0	0
			933	588	171	170	4			

- Molecule 11 is a protein called 50S ribosomal protein L15.

Mol	Chain	Residues	Atoms					ZeroOcc	AltConf	Trace
11	1P	149	Total	C	N	O	S	0	0	0
			1135	706	230	196	3			
11	2P	149	Total	C	N	O	S	0	0	0
			1135	706	230	196	3			

- Molecule 12 is a protein called 50S ribosomal protein L16.

Mol	Chain	Residues	Atoms					ZeroOcc	AltConf	Trace
12	1Q	141	Total	C	N	O	S	0	0	0
			1122	715	212	188	7			
12	2Q	141	Total	C	N	O	S	0	0	0
			1122	715	212	188	7			

- Molecule 13 is a protein called 50S ribosomal protein L17.

Mol	Chain	Residues	Atoms					ZeroOcc	AltConf	Trace
13	1R	118	Total	C	N	O	S	0	0	0
			968	604	203	160	1			
13	2R	118	Total	C	N	O	S	0	0	0
			968	604	203	160	1			

- Molecule 14 is a protein called 50S ribosomal protein L18.

Mol	Chain	Residues	Atoms				ZeroOcc	AltConf	Trace
14	1S	110	Total	C	N	O	0	0	0
			873	550	174	149			
14	2S	110	Total	C	N	O	0	0	0
			870	549	173	148			

- Molecule 15 is a protein called 50S ribosomal protein L19.

Mol	Chain	Residues	Atoms					ZeroOcc	AltConf	Trace
15	1T	131	Total	C	N	O	S	0	0	0
			1091	680	225	185	1			
15	2T	131	Total	C	N	O	S	0	0	0
			1083	675	224	183	1			

- Molecule 16 is a protein called 50S ribosomal protein L20.

Mol	Chain	Residues	Atoms					ZeroOcc	AltConf	Trace
16	1U	116	Total	C	N	O	S	0	0	0
			959	608	201	149	1			
16	2U	116	Total	C	N	O	S	0	0	0
			959	608	201	149	1			

- Molecule 17 is a protein called 50S ribosomal protein L21.

Mol	Chain	Residues	Atoms					ZeroOcc	AltConf	Trace
17	1V	101	Total	C	N	O	S	0	0	0
			771	495	140	135	1			
17	2V	101	Total	C	N	O	S	0	0	0
			771	495	140	135	1			

- Molecule 18 is a protein called 50S ribosomal protein L22.

Mol	Chain	Residues	Atoms					ZeroOcc	AltConf	Trace
18	1W	112	Total	C	N	O	S	0	0	0
			886	557	174	153	2			
18	2W	112	Total	C	N	O	S	0	0	0
			886	557	174	153	2			

- Molecule 19 is a protein called 50S ribosomal protein L23.

Mol	Chain	Residues	Atoms					ZeroOcc	AltConf	Trace
19	1X	95	Total	C	N	O	S	0	0	0
			750	488	135	126	1			
19	2X	95	Total	C	N	O	S	0	0	0
			750	488	135	126	1			

- Molecule 20 is a protein called 50S ribosomal protein L24.

Mol	Chain	Residues	Atoms					ZeroOcc	AltConf	Trace
20	1Y	107	Total	C	N	O	S	0	0	0
			806	517	152	131	6			
20	2Y	107	Total	C	N	O	S	0	0	0
			806	517	152	131	6			

- Molecule 21 is a protein called 50S ribosomal protein L25.

Mol	Chain	Residues	Atoms					ZeroOcc	AltConf	Trace
21	1Z	154	Total	C	N	O	S	0	0	0
			1240	795	222	220	3			
21	2Z	160	Total	C	N	O	S	0	0	0
			1271	814	228	227	2			

- Molecule 22 is a protein called 50S ribosomal protein L27.

Mol	Chain	Residues	Atoms					ZeroOcc	AltConf	Trace
22	10	83	Total	C	N	O	S	0	0	0
			653	404	139	109	1			
22	20	83	Total	C	N	O	S	0	0	0
			653	404	139	109	1			

- Molecule 23 is a protein called 50S ribosomal protein L28.

Mol	Chain	Residues	Atoms					ZeroOcc	AltConf	Trace
23	11	97	Total	C	N	O	S	0	0	0
			755	475	148	131	1			
23	21	97	Total	C	N	O	S	0	0	0
			755	475	148	131	1			

- Molecule 24 is a protein called 50S ribosomal protein L29.

Mol	Chain	Residues	Atoms					ZeroOcc	AltConf	Trace
24	12	70	Total	C	N	O	S	0	0	0
			588	365	118	103	2			
24	22	70	Total	C	N	O	S	0	0	0
			588	365	118	103	2			

- Molecule 25 is a protein called 50S ribosomal protein L30.

Mol	Chain	Residues	Atoms				ZeroOcc	AltConf	Trace
25	13	59	Total	C	N	O	0	0	0
			469	298	90	81			
25	23	59	Total	C	N	O	0	0	0
			464	296	90	78			

- Molecule 26 is a protein called 50S ribosomal protein L31.

Mol	Chain	Residues	Atoms					ZeroOcc	AltConf	Trace
26	14	69	Total	C	N	O	S	0	0	0
			552	349	99	99	5			

Continued on next page...

Continued from previous page...

Mol	Chain	Residues	Atoms					ZeroOcc	AltConf	Trace
			Total	C	N	O	S			
26	24	69	532	339	97	91	5	0	0	0

- Molecule 27 is a protein called 50S ribosomal protein L32.

Mol	Chain	Residues	Atoms					ZeroOcc	AltConf	Trace
			Total	C	N	O	S			
27	15	59	455	285	89	76	5	0	0	0
27	25	59	455	285	89	76	5	0	0	0

- Molecule 28 is a protein called 50S ribosomal protein L33.

Mol	Chain	Residues	Atoms					ZeroOcc	AltConf	Trace
			Total	C	N	O	S			
28	16	53	453	281	91	77	4	0	0	0
28	26	53	449	279	91	75	4	0	0	0

- Molecule 29 is a protein called 50S ribosomal protein L34.

Mol	Chain	Residues	Atoms					ZeroOcc	AltConf	Trace
			Total	C	N	O	S			
29	17	48	418	257	104	55	2	0	0	0
29	27	48	418	257	104	55	2	0	0	0

- Molecule 30 is a protein called 50S ribosomal protein L35.

Mol	Chain	Residues	Atoms					ZeroOcc	AltConf	Trace
			Total	C	N	O	S			
30	18	64	517	331	102	82	2	0	0	0
30	28	64	517	331	102	82	2	0	0	0

- Molecule 31 is a protein called 50S ribosomal protein L36.

Mol	Chain	Residues	Atoms					ZeroOcc	AltConf	Trace
			Total	C	N	O	S			
31	19	37	307	188	68	47	4	0	0	0
31	29	37	307	188	68	47	4	0	0	0

- Molecule 32 is a RNA chain called 16S Ribosomal RNA.

Mol	Chain	Residues	Atoms					ZeroOcc	AltConf	Trace
32	1a	1500	Total	C	N	O	P	0	0	0
			32246	14358	5975	10413	1500			
32	2a	1503	Total	C	N	O	P	0	0	0
			32327	14396	5990	10438	1503			

- Molecule 33 is a protein called 30S ribosomal protein S2.

Mol	Chain	Residues	Atoms					ZeroOcc	AltConf	Trace
33	1b	231	Total	C	N	O	S	0	0	0
			1846	1179	331	331	5			
33	2b	231	Total	C	N	O	S	0	0	0
			1825	1167	326	327	5			

- Molecule 34 is a protein called 30S ribosomal protein S3.

Mol	Chain	Residues	Atoms					ZeroOcc	AltConf	Trace
34	1c	206	Total	C	N	O	S	0	0	0
			1548	973	301	273	1			
34	2c	206	Total	C	N	O	S	0	0	0
			1542	968	300	273	1			

- Molecule 35 is a protein called 30S ribosomal protein S4.

Mol	Chain	Residues	Atoms					ZeroOcc	AltConf	Trace
35	1d	208	Total	C	N	O	S	0	0	0
			1655	1038	326	284	7			
35	2d	208	Total	C	N	O	S	0	0	0
			1674	1050	333	284	7			

- Molecule 36 is a protein called 30S ribosomal protein S5.

Mol	Chain	Residues	Atoms					ZeroOcc	AltConf	Trace
36	1e	148	Total	C	N	O	S	0	0	0
			1129	714	213	198	4			
36	2e	148	Total	C	N	O	S	0	0	0
			1133	716	214	199	4			

- Molecule 37 is a protein called 30S ribosomal protein S6.

Mol	Chain	Residues	Atoms					ZeroOcc	AltConf	Trace
37	1f	100	Total	C	N	O	S	0	0	0
			810	514	144	149	3			
37	2f	100	Total	C	N	O	S	0	0	0
			816	516	146	151	3			

- Molecule 38 is a protein called 30S ribosomal protein S7.

Mol	Chain	Residues	Atoms					ZeroOcc	AltConf	Trace
38	1g	155	Total	C	N	O	S	0	0	0
			1231	766	243	216	6			
38	2g	155	Total	C	N	O	S	0	0	0
			1235	769	244	216	6			

- Molecule 39 is a protein called 30S ribosomal protein S8.

Mol	Chain	Residues	Atoms					ZeroOcc	AltConf	Trace
39	1h	137	Total	C	N	O	S	0	0	0
			1088	689	206	191	2			
39	2h	137	Total	C	N	O	S	0	0	0
			1088	689	206	191	2			

- Molecule 40 is a protein called 30S ribosomal protein S9.

Mol	Chain	Residues	Atoms				ZeroOcc	AltConf	Trace
40	1i	127	Total	C	N	O	0	0	0
			983	623	193	167			
40	2i	127	Total	C	N	O	0	0	0
			978	619	190	169			

- Molecule 41 is a protein called 30S ribosomal protein S10.

Mol	Chain	Residues	Atoms				ZeroOcc	AltConf	Trace
41	1j	97	Total	C	N	O	0	0	0
			709	440	138	131			
41	2j	96	Total	C	N	O	0	0	0
			714	445	138	131			

- Molecule 42 is a protein called 30S ribosomal protein S11.

Mol	Chain	Residues	Atoms					ZeroOcc	AltConf	Trace
42	1k	114	Total	C	N	O	S	0	0	0
			829	516	155	155	3			

Continued on next page...

Continued from previous page...

Mol	Chain	Residues	Atoms					ZeroOcc	AltConf	Trace
			Total	C	N	O	S			
42	2k	114	833	519	156	155	3	0	0	0

- Molecule 43 is a protein called 30S ribosomal protein S12.

Mol	Chain	Residues	Atoms					ZeroOcc	AltConf	Trace
			Total	C	N	O	S			
43	1l	122	932	586	185	159	2	0	0	0
43	2l	122	932	586	185	159	2	0	0	0

- Molecule 44 is a protein called 30S ribosomal protein S13.

Mol	Chain	Residues	Atoms					ZeroOcc	AltConf	Trace
			Total	C	N	O	S			
44	1m	123	958	592	198	166	2	0	0	0
44	2m	122	950	586	197	165	2	0	0	0

- Molecule 45 is a protein called 30S ribosomal protein S14 type Z.

Mol	Chain	Residues	Atoms					ZeroOcc	AltConf	Trace
			Total	C	N	O	S			
45	1n	60	492	312	104	72	4	0	0	0
45	2n	60	492	312	104	72	4	0	0	0

- Molecule 46 is a protein called 30S ribosomal protein S15.

Mol	Chain	Residues	Atoms					ZeroOcc	AltConf	Trace
			Total	C	N	O	S			
46	1o	88	728	456	144	126	2	0	0	0
46	2o	88	728	456	144	126	2	0	0	0

- Molecule 47 is a protein called 30S ribosomal protein S16.

Mol	Chain	Residues	Atoms					ZeroOcc	AltConf	Trace
			Total	C	N	O	S			
47	1p	82	681	433	134	113	1	0	0	0
47	2p	82	677	430	133	113	1	0	0	0

- Molecule 48 is a protein called 30S ribosomal protein S17.

Mol	Chain	Residues	Atoms					ZeroOcc	AltConf	Trace
48	1q	99	Total	C	N	O	S	0	0	0
			823	528	151	142	2			
48	2q	99	Total	C	N	O	S	0	0	0
			823	528	151	142	2			

- Molecule 49 is a protein called 30S ribosomal protein S18.

Mol	Chain	Residues	Atoms					ZeroOcc	AltConf	Trace
49	1r	68	Total	C	N	O		0	0	0
			555	355	108	92				
49	2r	68	Total	C	N	O		0	0	0
			555	355	108	92				

- Molecule 50 is a protein called 30S ribosomal protein S19.

Mol	Chain	Residues	Atoms					ZeroOcc	AltConf	Trace
50	1s	83	Total	C	N	O	S	0	0	0
			652	417	120	113	2			
50	2s	83	Total	C	N	O	S	0	0	0
			646	412	119	113	2			

- Molecule 51 is a protein called 30S ribosomal protein S20.

Mol	Chain	Residues	Atoms					ZeroOcc	AltConf	Trace
51	1t	96	Total	C	N	O	S	0	0	0
			728	446	156	124	2			
51	2t	96	Total	C	N	O	S	0	0	0
			727	446	155	124	2			

- Molecule 52 is a protein called 30S ribosomal protein Thx.

Mol	Chain	Residues	Atoms				ZeroOcc	AltConf	Trace	
52	1u	23	Total	C	N	O		0	0	0
			199	122	48	29				
52	2u	23	Total	C	N	O		0	0	0
			199	122	48	29				

- Molecule 53 is a RNA chain called mRNA.

Mol	Chain	Residues	Atoms					ZeroOcc	AltConf	Trace
53	1v	13	Total	C	N	O	P	0	0	0
			276	124	48	91	13			
53	2v	13	Total	C	N	O	P	0	0	0
			276	124	48	91	13			

- Molecule 54 is a RNA chain called A-site and E-site tRNAs.

Mol	Chain	Residues	Atoms						ZeroOcc	AltConf	Trace
54	1w	73	Total	C	N	O	P	S	0	0	0
			1568	700	282	512	73	1			
54	1y	74	Total	C	N	O	P	S	0	0	0
			1591	710	287	519	74	1			
54	2w	73	Total	C	N	O	P	S	0	0	0
			1568	700	282	512	73	1			
54	2y	73	Total	C	N	O	P	S	0	0	0
			1568	700	282	512	73	1			

- Molecule 55 is a RNA chain called P-site tRNA.

Mol	Chain	Residues	Atoms						ZeroOcc	AltConf	Trace
55	1x	76	Total	C	N	O	P	S	0	0	0
			1625	725	294	529	76	1			
55	2x	76	Total	C	N	O	P	S	0	0	0
			1625	725	294	529	76	1			

- Molecule 56 is a protein called NOSO-95179 antibiotic.

Mol	Chain	Residues	Atoms				ZeroOcc	AltConf	Trace
56	A	9	Total	C	N	O	0	0	0
			72	43	18	11			
56	B	7	Total	C	N	O	0	0	0
			55	33	14	8			
56	C	9	Total	C	N	O	0	0	0
			72	43	18	11			

- Molecule 57 is MAGNESIUM ION (CCD ID: MG) (formula: Mg).

Mol	Chain	Residues	Atoms		ZeroOcc	AltConf
57	1A	1149	Total	Mg	0	0
			1149	1149		
57	1B	36	Total	Mg	0	0
			36	36		

Continued on next page...

Continued from previous page...

Mol	Chain	Residues	Atoms		ZeroOcc	AltConf
57	1D	9	Total 9	Mg 9	0	0
57	1E	10	Total 10	Mg 10	0	0
57	1F	8	Total 8	Mg 8	0	0
57	1G	5	Total 5	Mg 5	0	0
57	1I	1	Total 1	Mg 1	0	0
57	1N	7	Total 7	Mg 7	0	0
57	1O	4	Total 4	Mg 4	0	0
57	1P	4	Total 4	Mg 4	0	0
57	1Q	5	Total 5	Mg 5	0	0
57	1R	3	Total 3	Mg 3	0	0
57	1S	3	Total 3	Mg 3	0	0
57	1T	2	Total 2	Mg 2	0	0
57	1U	6	Total 6	Mg 6	0	0
57	1V	2	Total 2	Mg 2	0	0
57	1W	5	Total 5	Mg 5	0	0
57	1X	6	Total 6	Mg 6	0	0
57	1Y	3	Total 3	Mg 3	0	0
57	1Z	4	Total 4	Mg 4	0	0
57	10	6	Total 6	Mg 6	0	0
57	11	2	Total 2	Mg 2	0	0
57	12	2	Total 2	Mg 2	0	0

Continued on next page...

Continued from previous page...

Mol	Chain	Residues	Atoms	ZeroOcc	AltConf
57	13	2	Total Mg 2 2	0	0
57	15	2	Total Mg 2 2	0	0
57	16	1	Total Mg 1 1	0	0
57	17	2	Total Mg 2 2	0	0
57	18	4	Total Mg 4 4	0	0
57	19	1	Total Mg 1 1	0	0
57	1a	314	Total Mg 314 314	0	0
57	1b	2	Total Mg 2 2	0	0
57	1d	2	Total Mg 2 2	0	0
57	1e	2	Total Mg 2 2	0	0
57	1f	1	Total Mg 1 1	0	0
57	1l	2	Total Mg 2 2	0	0
57	1m	1	Total Mg 1 1	0	0
57	1n	1	Total Mg 1 1	0	0
57	1r	1	Total Mg 1 1	0	0
57	1s	1	Total Mg 1 1	0	0
57	1t	1	Total Mg 1 1	0	0
57	1v	1	Total Mg 1 1	0	0
57	1w	8	Total Mg 8 8	0	0
57	1x	14	Total Mg 14 14	0	0
57	1y	6	Total Mg 6 6	0	0

Continued on next page...

Continued from previous page...

Mol	Chain	Residues	Atoms	ZeroOcc	AltConf
57	2A	861	Total Mg 861 861	0	0
57	2B	21	Total Mg 21 21	0	0
57	2D	4	Total Mg 4 4	0	0
57	2E	10	Total Mg 10 10	0	0
57	2F	3	Total Mg 3 3	0	0
57	2G	1	Total Mg 1 1	0	0
57	2N	1	Total Mg 1 1	0	0
57	2O	2	Total Mg 2 2	0	0
57	2Q	3	Total Mg 3 3	0	0
57	2R	2	Total Mg 2 2	0	0
57	2T	4	Total Mg 4 4	0	0
57	2U	4	Total Mg 4 4	0	0
57	2V	2	Total Mg 2 2	0	0
57	2W	2	Total Mg 2 2	0	0
57	2X	3	Total Mg 3 3	0	0
57	2Z	1	Total Mg 1 1	0	0
57	20	2	Total Mg 2 2	0	0
57	21	2	Total Mg 2 2	0	0
57	23	2	Total Mg 2 2	0	0
57	25	3	Total Mg 3 3	0	0
57	26	1	Total Mg 1 1	0	0

Continued on next page...

Continued from previous page...

Mol	Chain	Residues	Atoms	ZeroOcc	AltConf
57	28	3	Total Mg 3 3	0	0
57	29	1	Total Mg 1 1	0	0
57	2a	202	Total Mg 202 202	0	0
57	2d	1	Total Mg 1 1	0	0
57	2e	2	Total Mg 2 2	0	0
57	2f	2	Total Mg 2 2	0	0
57	2g	1	Total Mg 1 1	0	0
57	2i	1	Total Mg 1 1	0	0
57	2j	2	Total Mg 2 2	0	0
57	2l	3	Total Mg 3 3	0	0
57	2n	1	Total Mg 1 1	0	0
57	2q	3	Total Mg 3 3	0	0
57	2r	1	Total Mg 1 1	0	0
57	2t	1	Total Mg 1 1	0	0
57	2v	2	Total Mg 2 2	0	0
57	2x	6	Total Mg 6 6	0	0
57	2y	7	Total Mg 7 7	0	0
57	C	2	Total Mg 2 2	0	0

- Molecule 58 is POTASSIUM ION (CCD ID: K) (formula: K).

Mol	Chain	Residues	Atoms	ZeroOcc	AltConf
58	1A	1	Total K 1 1	0	0

Continued on next page...

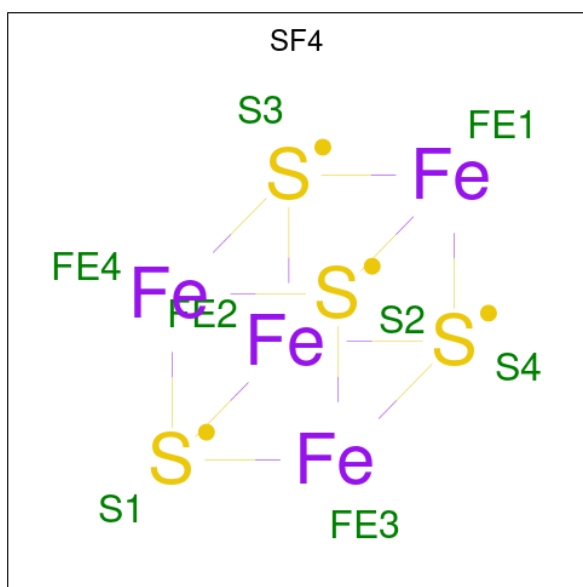
Continued from previous page...

Mol	Chain	Residues	Atoms	ZeroOcc	AltConf
58	2A	1	Total K 1 1	0	0

- Molecule 59 is ZINC ION (CCD ID: ZN) (formula: Zn).

Mol	Chain	Residues	Atoms	ZeroOcc	AltConf
59	1Y	1	Total Zn 1 1	0	0
59	14	1	Total Zn 1 1	0	0
59	15	1	Total Zn 1 1	0	0
59	16	1	Total Zn 1 1	0	0
59	19	1	Total Zn 1 1	0	0
59	1n	1	Total Zn 1 1	0	0
59	2Y	1	Total Zn 1 1	0	0
59	24	1	Total Zn 1 1	0	0
59	25	1	Total Zn 1 1	0	0
59	26	1	Total Zn 1 1	0	0
59	29	1	Total Zn 1 1	0	0
59	2n	1	Total Zn 1 1	0	0

- Molecule 60 is IRON/SULFUR CLUSTER (CCD ID: SF4) (formula: Fe₄S₄).



Mol	Chain	Residues	Atoms		ZeroOcc	AltConf
60	1d	1	Total	Fe S	0	0
			8	4 4		
60	2d	1	Total	Fe S	0	0
			8	4 4		

- Molecule 61 is water.

Mol	Chain	Residues	Atoms		ZeroOcc	AltConf
61	1A	2172	Total	O	0	0
			2172	2172		
61	1B	71	Total	O	0	0
			71	71		
61	1D	28	Total	O	0	0
			28	28		
61	1E	29	Total	O	0	0
			29	29		
61	1F	18	Total	O	0	0
			18	18		
61	1G	7	Total	O	0	0
			7	7		
61	1H	2	Total	O	0	0
			2	2		
61	1I	2	Total	O	0	0
			2	2		
61	1N	5	Total	O	0	0
			5	5		
61	1O	8	Total	O	0	0
			8	8		

Continued on next page...

Continued from previous page...

Mol	Chain	Residues	Atoms		ZeroOcc	AltConf
61	1P	23	Total 23	O 23	0	0
61	1Q	11	Total 11	O 11	0	0
61	1R	18	Total 18	O 18	0	0
61	1S	3	Total 3	O 3	0	0
61	1T	10	Total 10	O 10	0	0
61	1U	11	Total 11	O 11	0	0
61	1V	8	Total 8	O 8	0	0
61	1W	7	Total 7	O 7	0	0
61	1X	7	Total 7	O 7	0	0
61	1Y	4	Total 4	O 4	0	0
61	1Z	1	Total 1	O 1	0	0
61	10	11	Total 11	O 11	0	0
61	11	9	Total 9	O 9	0	0
61	12	5	Total 5	O 5	0	0
61	13	6	Total 6	O 6	0	0
61	15	5	Total 5	O 5	0	0
61	16	4	Total 4	O 4	0	0
61	17	7	Total 7	O 7	0	0
61	18	12	Total 12	O 12	0	0
61	19	1	Total 1	O 1	0	0
61	1a	686	Total 686	O 686	0	0

Continued on next page...

Continued from previous page...

Mol	Chain	Residues	Atoms	ZeroOcc	AltConf
61	1b	1	Total O 1 1	0	0
61	1d	3	Total O 3 3	0	0
61	1f	1	Total O 1 1	0	0
61	1g	1	Total O 1 1	0	0
61	1i	1	Total O 1 1	0	0
61	1l	10	Total O 10 10	0	0
61	1m	1	Total O 1 1	0	0
61	1o	2	Total O 2 2	0	0
61	1p	3	Total O 3 3	0	0
61	1q	5	Total O 5 5	0	0
61	1u	1	Total O 1 1	0	0
61	1v	6	Total O 6 6	0	0
61	1w	7	Total O 7 7	0	0
61	1x	17	Total O 17 17	0	0
61	1y	4	Total O 4 4	0	0
61	2A	1348	Total O 1348 1348	0	0
61	2B	27	Total O 27 27	0	0
61	2D	26	Total O 26 26	0	0
61	2E	12	Total O 12 12	0	0
61	2F	17	Total O 17 17	0	0
61	2I	4	Total O 4 4	0	0

Continued on next page...

Continued from previous page...

Mol	Chain	Residues	Atoms	ZeroOcc	AltConf
61	2N	2	Total O 2 2	0	0
61	2O	2	Total O 2 2	0	0
61	2P	14	Total O 14 14	0	0
61	2Q	2	Total O 2 2	0	0
61	2R	3	Total O 3 3	0	0
61	2T	6	Total O 6 6	0	0
61	2U	4	Total O 4 4	0	0
61	2V	1	Total O 1 1	0	0
61	2W	5	Total O 5 5	0	0
61	2X	6	Total O 6 6	0	0
61	2Y	1	Total O 1 1	0	0
61	2Z	2	Total O 2 2	0	0
61	20	5	Total O 5 5	0	0
61	21	12	Total O 12 12	0	0
61	22	1	Total O 1 1	0	0
61	23	1	Total O 1 1	0	0
61	25	4	Total O 4 4	0	0
61	26	1	Total O 1 1	0	0
61	27	3	Total O 3 3	0	0
61	28	5	Total O 5 5	0	0
61	29	1	Total O 1 1	0	0

Continued on next page...

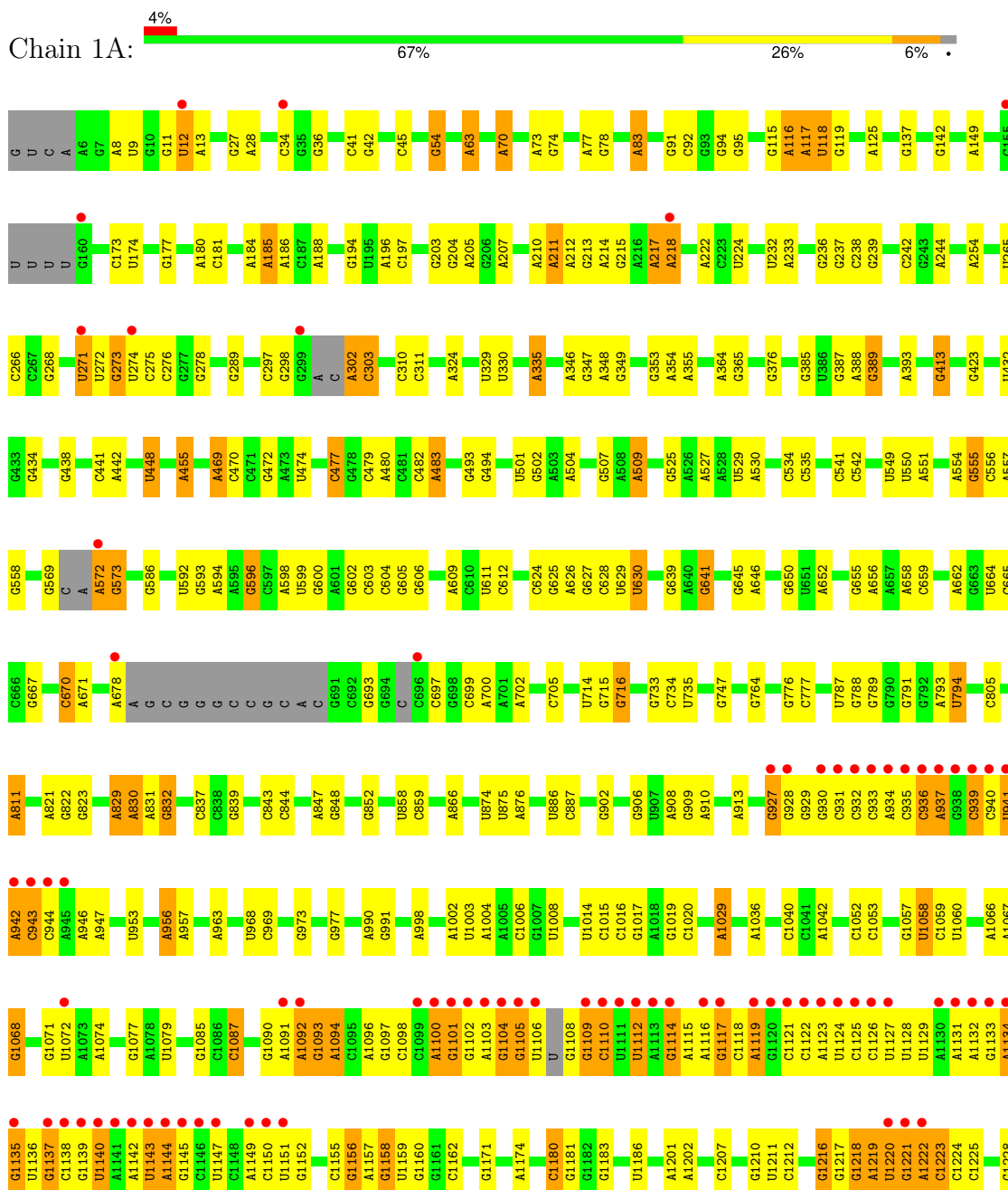
Continued from previous page...

Mol	Chain	Residues	Atoms		ZeroOcc	AltConf
61	2a	270	Total 270	O 270	0	0
61	2d	1	Total 1	O 1	0	0
61	2g	1	Total 1	O 1	0	0
61	2j	4	Total 4	O 4	0	0
61	2l	5	Total 5	O 5	0	0
61	2m	1	Total 1	O 1	0	0
61	2o	1	Total 1	O 1	0	0
61	2p	2	Total 2	O 2	0	0
61	2q	1	Total 1	O 1	0	0
61	2r	1	Total 1	O 1	0	0
61	2t	2	Total 2	O 2	0	0
61	2v	4	Total 4	O 4	0	0
61	2w	4	Total 4	O 4	0	0
61	2x	7	Total 7	O 7	0	0
61	2y	19	Total 19	O 19	0	0
61	C	4	Total 4	O 4	0	0

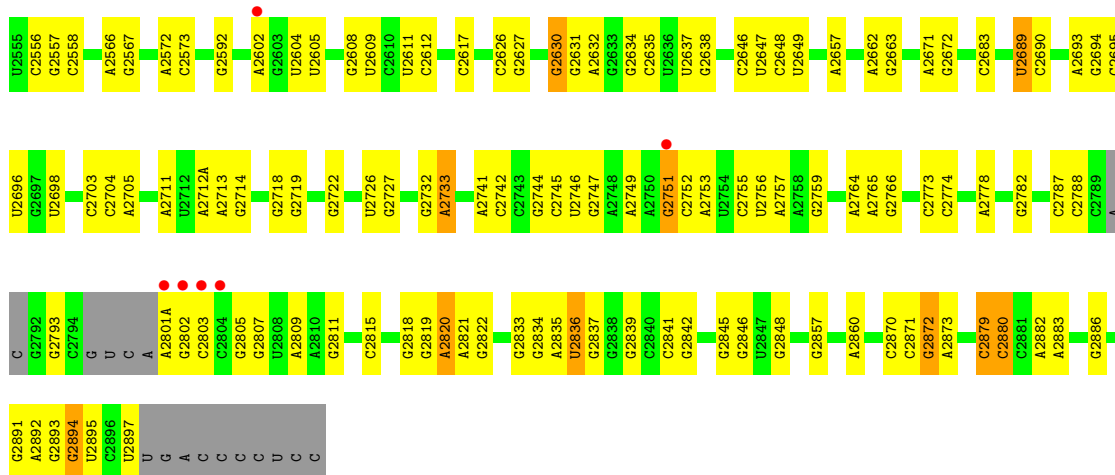
3 Residue-property plots

These plots are drawn for all protein, RNA, DNA and oligosaccharide chains in the entry. The first graphic for a chain summarises the proportions of the various outlier classes displayed in the second graphic. The second graphic shows the sequence view annotated by issues in geometry and electron density. Residues are color-coded according to the number of geometric quality criteria for which they contain at least one outlier: green = 0, yellow = 1, orange = 2 and red = 3 or more. A red dot above a residue indicates a poor fit to the electron density ($RSRZ > 2$). Stretches of 2 or more consecutive residues without any outlier are shown as a green connector. Residues present in the sample, but not in the model, are shown in grey.

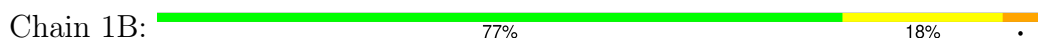
• Molecule 1: 23S Ribosomal RNA



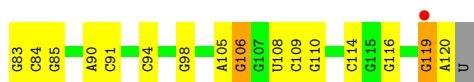
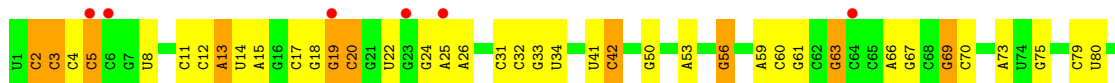
A2439	A2440	C2441	C2442	C2443	C2444	C2445	C2446	C2447	C2350	C2355	C2364	C2365	C2284	C2285	C2286	C2287	C2288	C2289	C2290	C2291	C2292	C2293	C2294	C2295	C2296	C2297	C2298	C2299	C2300	C2301	C2302	A2305	G2308	A2309	A2310	A2311	U2312	G2315	C2316	C2317	C2318	C2319	A2320	G2321	G2325	C2326	A2327	A2328	C2329	G2330	G2331	G2334
A2488	A2469	U2473	A2476	A2477	A2478	G2482	G2483	G2484	G2485	A2488	A2489	G2490	C2498	G2502	A2503	U2504	G2505	U2506	C2507	C2508	C2498	G2512	G2513	A2518	C2520	C2521	U2522	G2523	U2524	C2525	G2529	U2537	C2538	C2539	C2540	A2541	U2552	C2553	U2554													
A1829	C1867	G1968	A1969	A1970	A1971	A1972	G1984	U1991	U1991	G1992	U1993	C1996	G1997	C2006	G2010	U2011	A2012	A2013	A2014	A2020	C2021	U2022	G2023	G2027	U2028	G2029	A2030	A2031	A2032	G2033	U2034	C2035	C2036	G2037	G2038	C2039	C2040	U2041	C2042	C2043	G2049	C2055	G2056	A2060	G2061	A2062	C2066	G2069				
A1722	U1739	G1740	A1741	G1746	G1747	G1747A	G1748	C1754	C1754	G1755	G1756	U1757	G1758	A1763	G1764	G1769	A1773	U1777	U1778	U1779	A1780	U1781	C1782	A1783	A1784	U1785	A1786	A1791	U1794	C1795	U1796	C1797	U1798	G1799	C1800	G1801	A1802	A1803	C1804	U1805	A1810	G1811	A1812	G1816	G1817	U1818	G1826					
G1459	A1460	G1461	C1467	A1468	G1469	A1470	A1471	A1477	G1478	G1479	G1482	A1490	C1493	A1494	A1495	U1496	U1497	A1507	A1508	C1509	A1509A	U1514	G1515	U1518	G1519	G1525	G1529	C1530	A1531	C1532	G1533	U	A	C1536	G1537	A1542	C1543	C1547	C1550	A1550	C1557	A1558	A1566	A1569								
A1360	G1364	A1365	G1368	G1369	C1370	G1371	U1372	A1373	A1379	G1380	A1384	G1385	G1386	C1398	U1405	U1406	C1407	C1408	C1409	G1410	C1411	A1412	G1413	G1416	C1417	U1420	A1421	A1427	C1428	G1429	C1430	U1431	A1434	G1436	C1437	G1442	A1445	G1448	A1449	G1450	C1451	G1455										
C1221A	G1222	G1223	A1226	C1229	G1239	U1240	A1241	G1253	G1256	C1257	G1260	C1261	G1266	C1270	G1271	A1272	U1273	A1278	G1283	A1284	G1285	U1292	C1293	G1297	U1300	A1301	G1311	C1314	G1316	A1317	A1336	G1337	U1340	U1341	A1342	G1352	A1353	A1354	A1359													
G1124	G1125	A1128	U1129	G1130	G1131	C1135	G1136	G1139	U1141	U1142	A1142A	A1143	G1144	C1147	A1148	G1149	C1150	G1153	G1154	A1155	G1161	G1162	U1165	C1166	G1170	G1171	G	A	U	G	A	C1178	G1179	C1180	C1181	G1187	U1188	G1191	C1201	A1204	A1210	U1211	A1220	C1221								



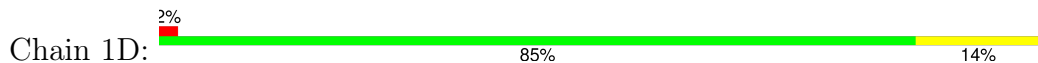
• Molecule 2: 5S Ribosomal RNA



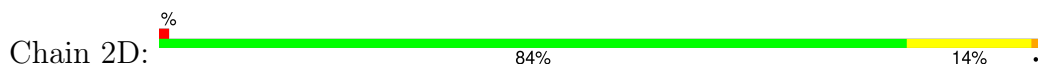
• Molecule 2: 5S Ribosomal RNA



• Molecule 3: 50S ribosomal protein L2

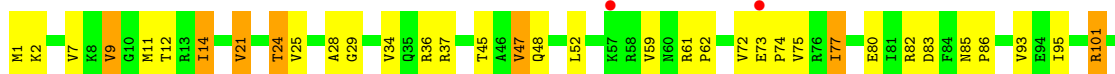


• Molecule 3: 50S ribosomal protein L2

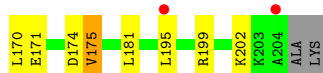
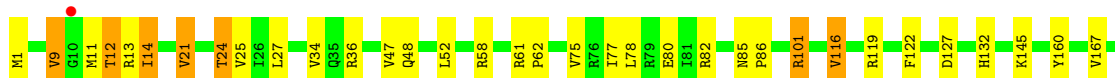
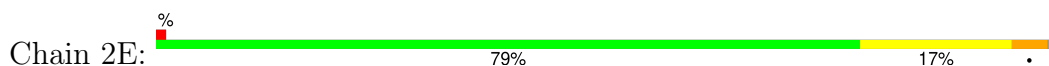




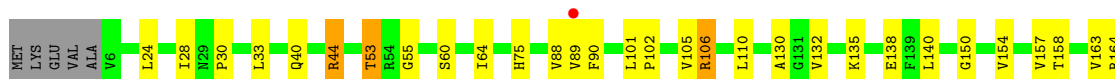
- Molecule 4: 50S ribosomal protein L3



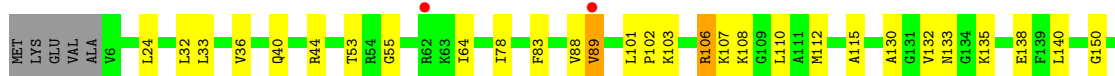
- Molecule 4: 50S ribosomal protein L3



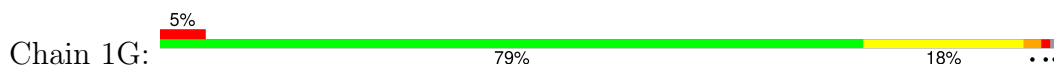
- Molecule 5: 50S ribosomal protein L4

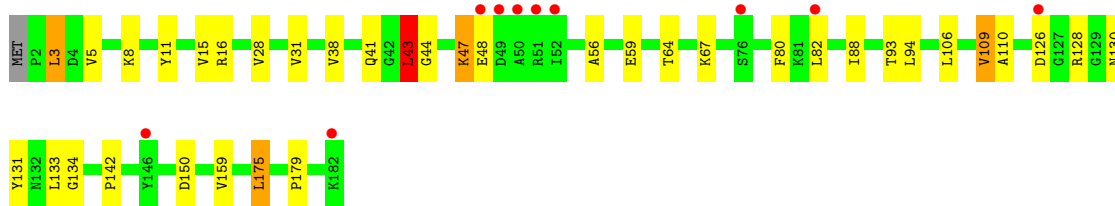


- Molecule 5: 50S ribosomal protein L4

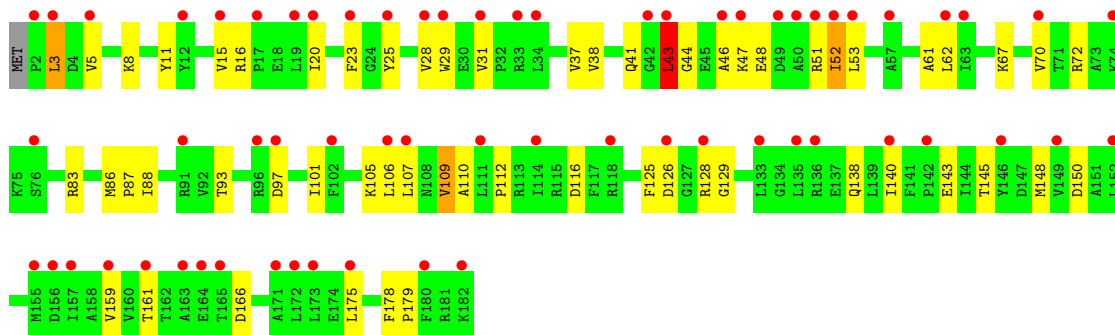


- Molecule 6: 50S ribosomal protein L5

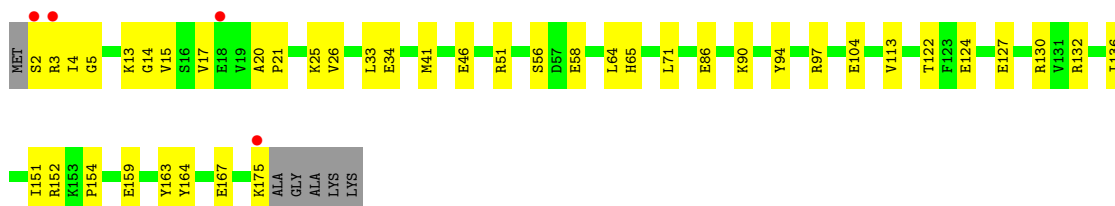
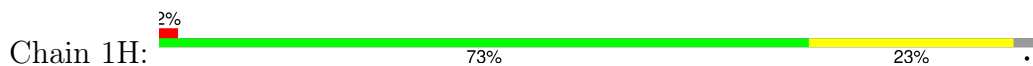




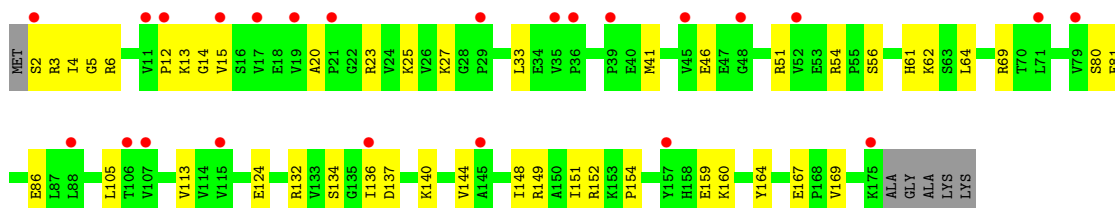
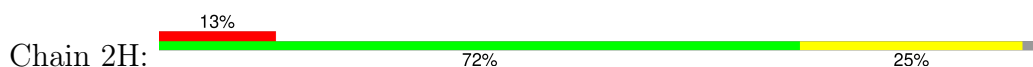
• Molecule 6: 50S ribosomal protein L5



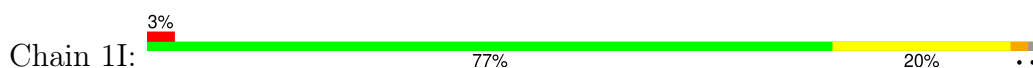
• Molecule 7: 50S ribosomal protein L6



• Molecule 7: 50S ribosomal protein L6

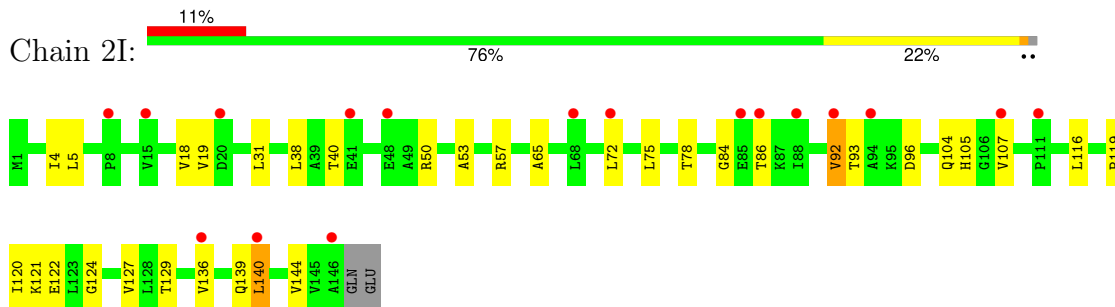


• Molecule 8: 50S ribosomal protein L9

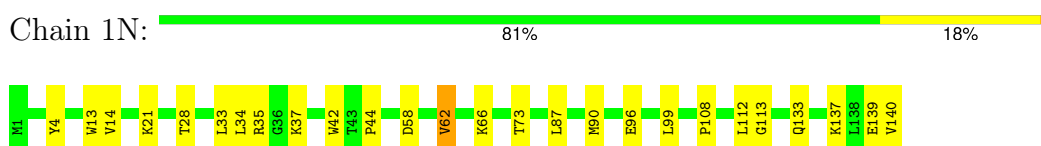


GLN
GLU

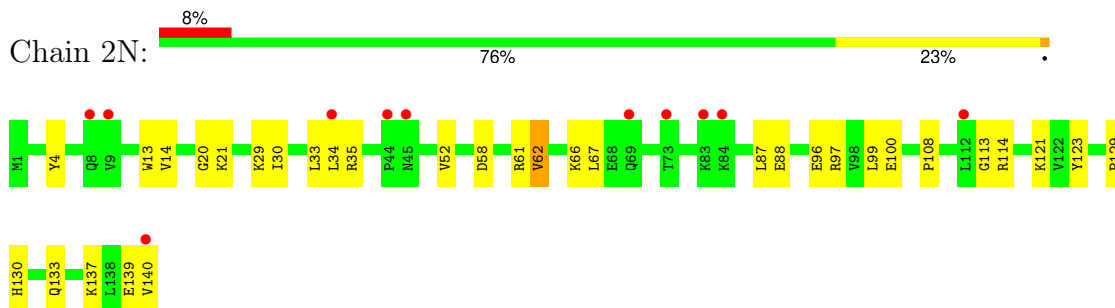
- Molecule 8: 50S ribosomal protein L9



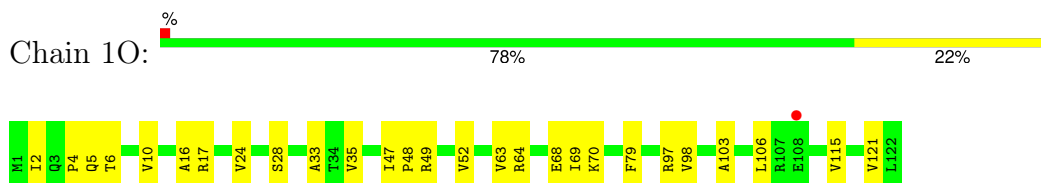
- Molecule 9: 50S ribosomal protein L13



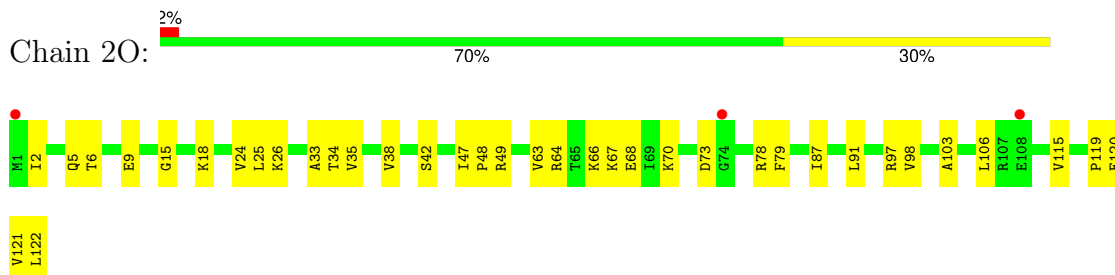
- Molecule 9: 50S ribosomal protein L13




- Molecule 10: 50S ribosomal protein L14



- Molecule 10: 50S ribosomal protein L14




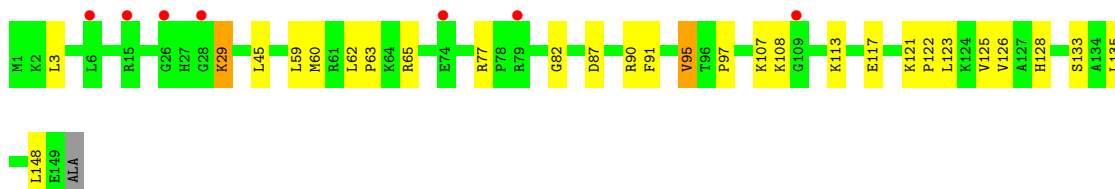
- Molecule 11: 50S ribosomal protein L15

Chain 1P:  78% 20% ..




• Molecule 11: 50S ribosomal protein L15

Chain 2P:  5% 81% 17% ..




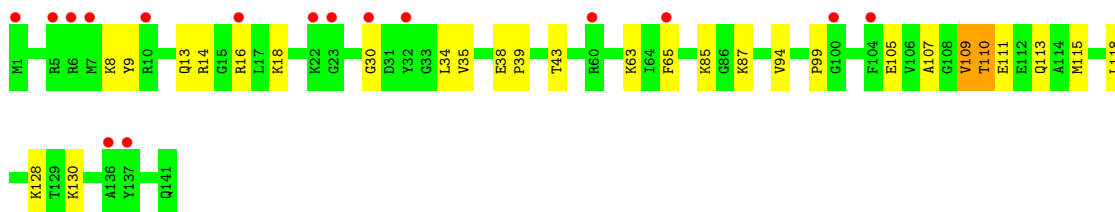
• Molecule 12: 50S ribosomal protein L16

Chain 1Q:  % 82% 18% .




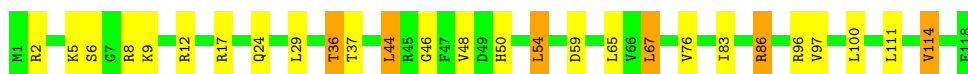
• Molecule 12: 50S ribosomal protein L16

Chain 2Q:  11% 80% 18% .




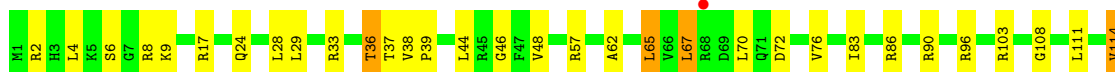
• Molecule 13: 50S ribosomal protein L17

Chain 1R:  77% 18% 5% .



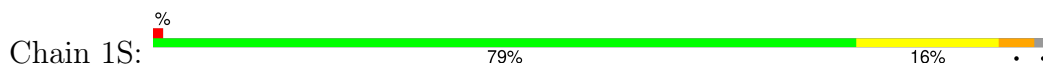
• Molecule 13: 50S ribosomal protein L17

Chain 2R:  % 73% 24% .

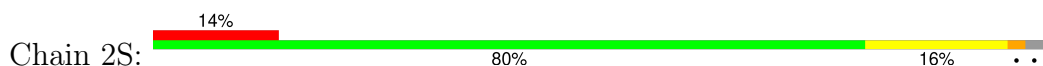


E118

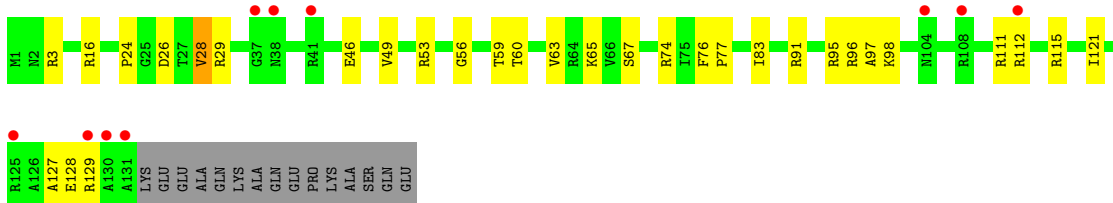
- Molecule 14: 50S ribosomal protein L18



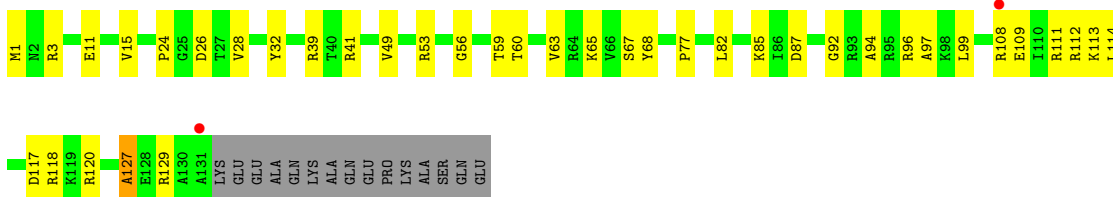
- Molecule 14: 50S ribosomal protein L18



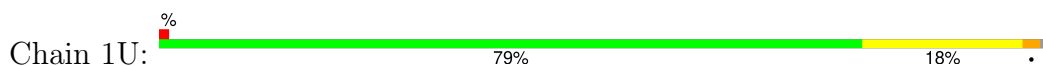
- Molecule 15: 50S ribosomal protein L19



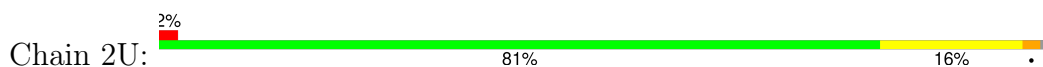
- Molecule 15: 50S ribosomal protein L19



- Molecule 16: 50S ribosomal protein L20

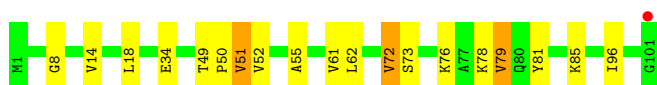
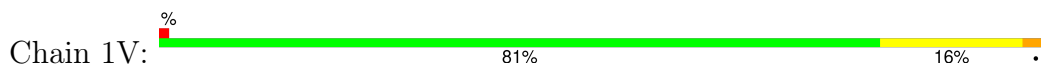


- Molecule 16: 50S ribosomal protein L20

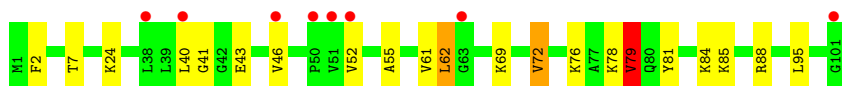
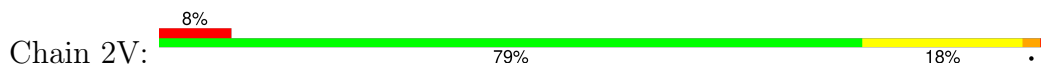




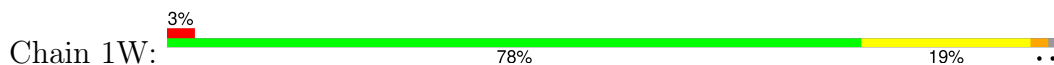
- Molecule 17: 50S ribosomal protein L21



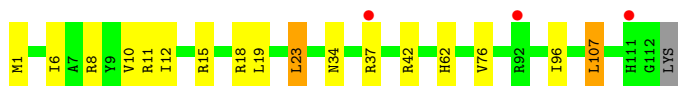
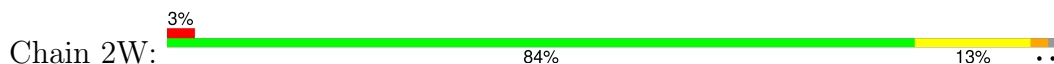
- Molecule 17: 50S ribosomal protein L21



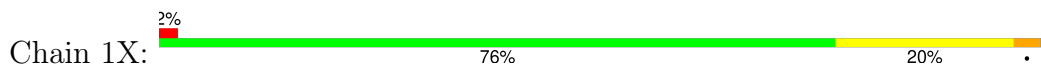
- Molecule 18: 50S ribosomal protein L22



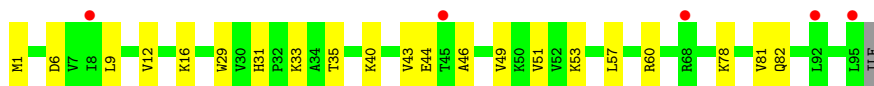
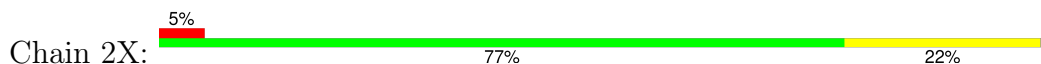
- Molecule 18: 50S ribosomal protein L22



- Molecule 19: 50S ribosomal protein L23



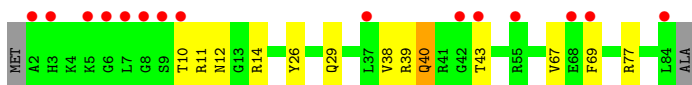
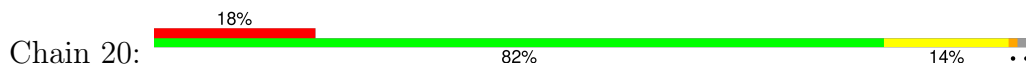
- Molecule 19: 50S ribosomal protein L23



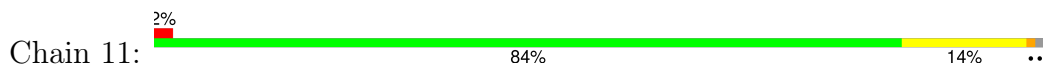
- Molecule 20: 50S ribosomal protein L24



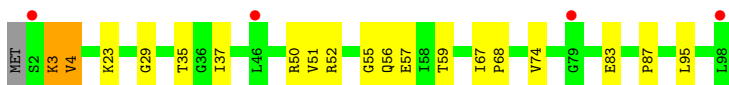
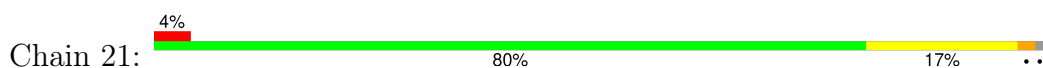
- Molecule 22: 50S ribosomal protein L27



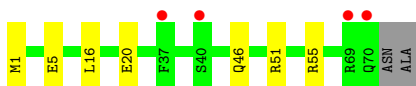
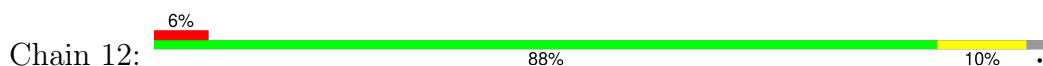
- Molecule 23: 50S ribosomal protein L28



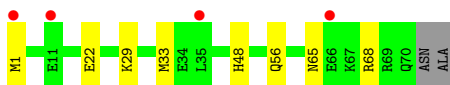
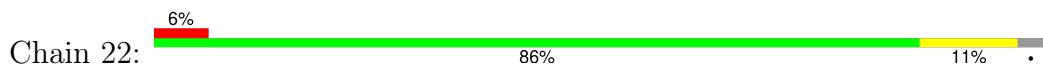
- Molecule 23: 50S ribosomal protein L28



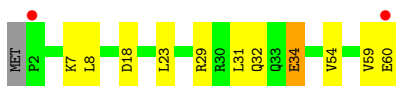
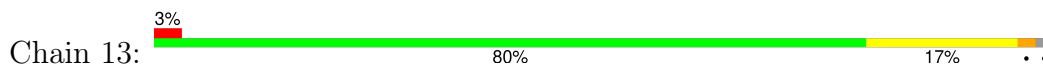
- Molecule 24: 50S ribosomal protein L29



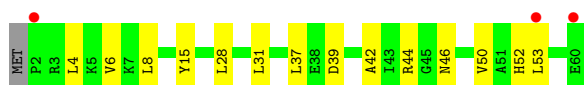
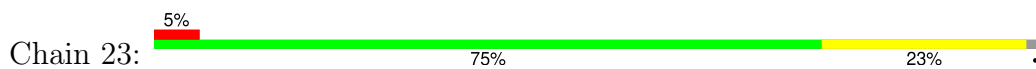
- Molecule 24: 50S ribosomal protein L29



- Molecule 25: 50S ribosomal protein L30



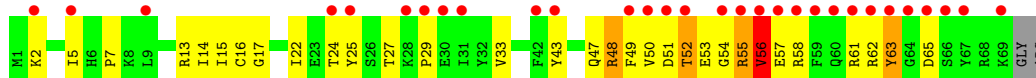
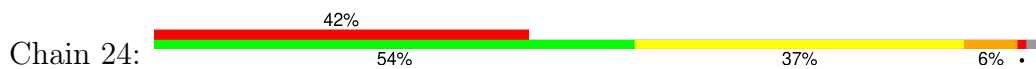
- Molecule 25: 50S ribosomal protein L30



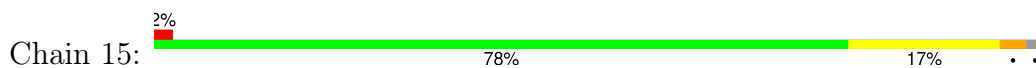
- Molecule 26: 50S ribosomal protein L31



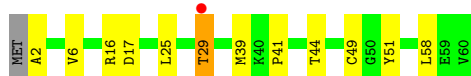
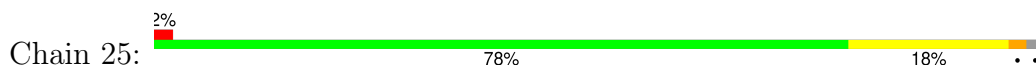
- Molecule 26: 50S ribosomal protein L31



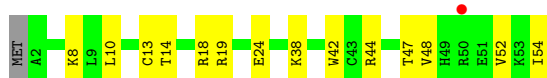
- Molecule 27: 50S ribosomal protein L32



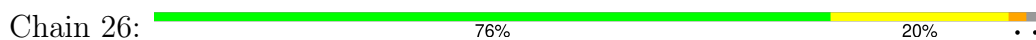
- Molecule 27: 50S ribosomal protein L32



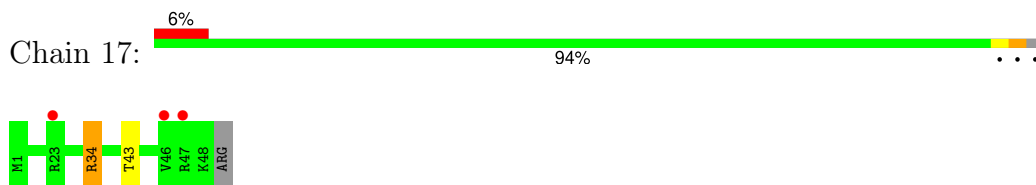
- Molecule 28: 50S ribosomal protein L33



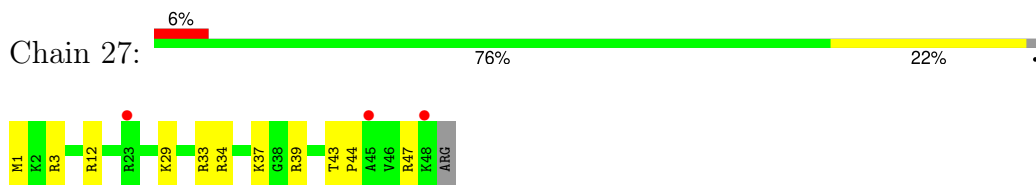
- Molecule 28: 50S ribosomal protein L33



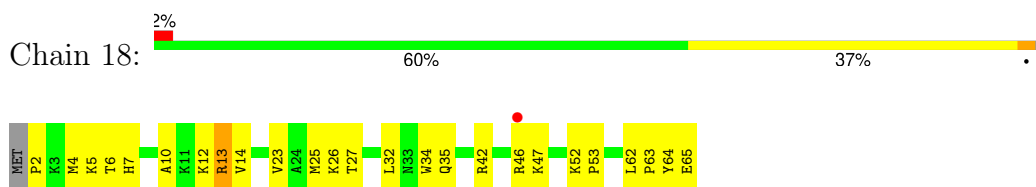
- Molecule 29: 50S ribosomal protein L34



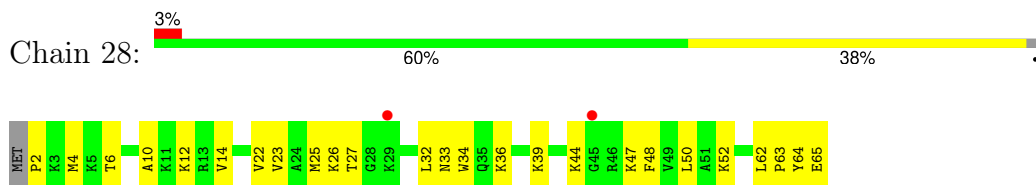
- Molecule 29: 50S ribosomal protein L34



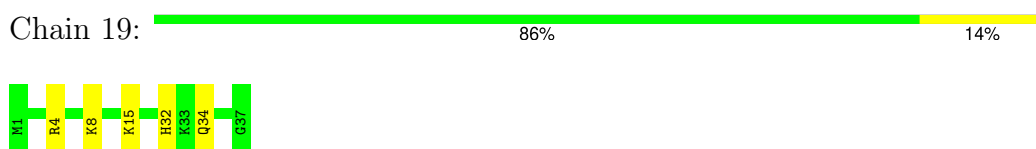
- Molecule 30: 50S ribosomal protein L35



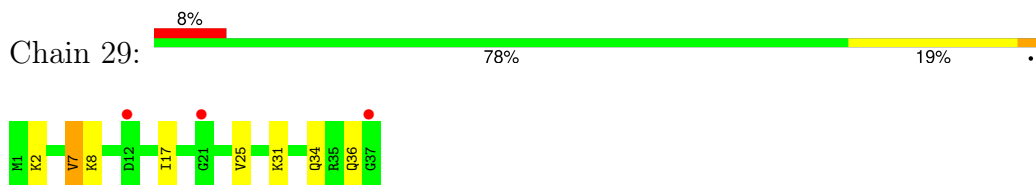
- Molecule 30: 50S ribosomal protein L35



- Molecule 31: 50S ribosomal protein L36

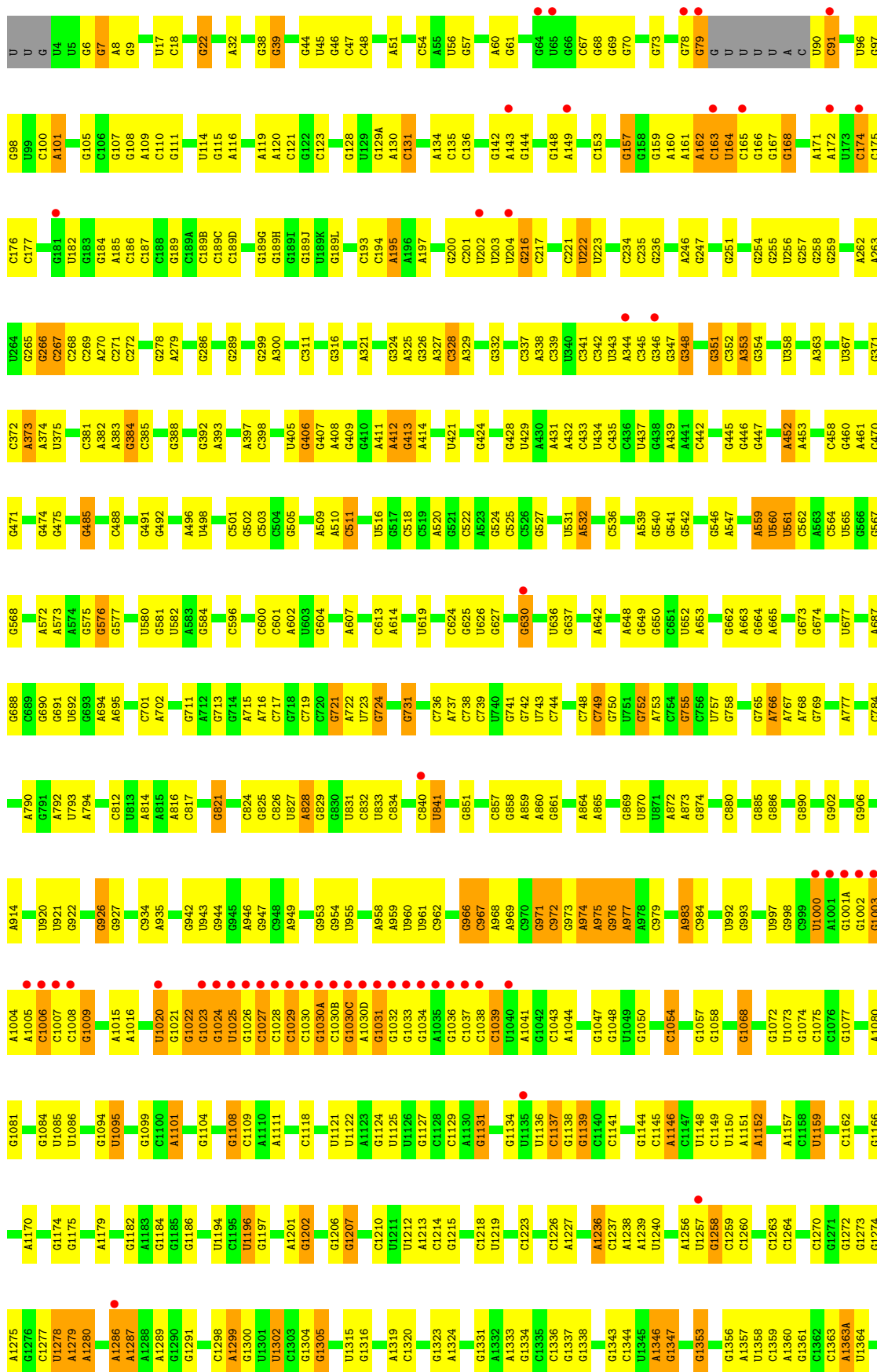


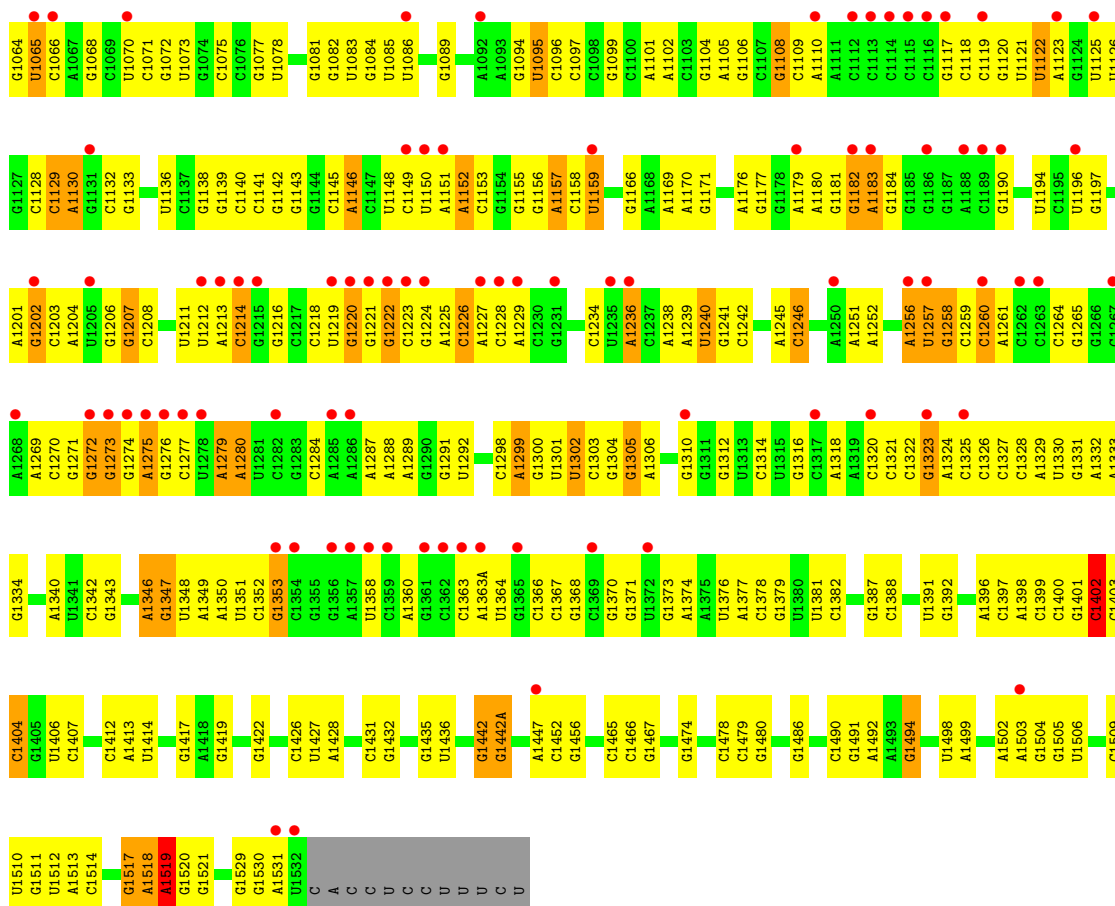
- Molecule 31: 50S ribosomal protein L36



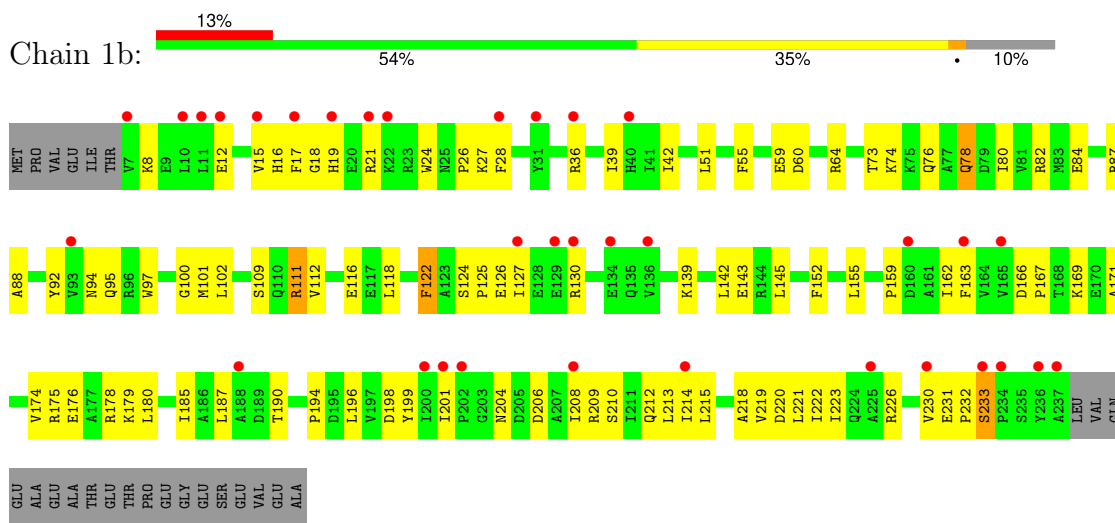
- Molecule 32: 16S Ribosomal RNA



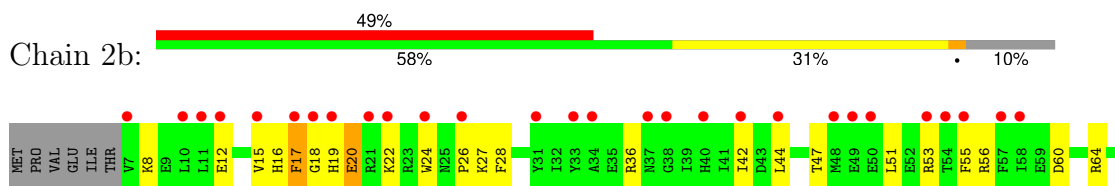


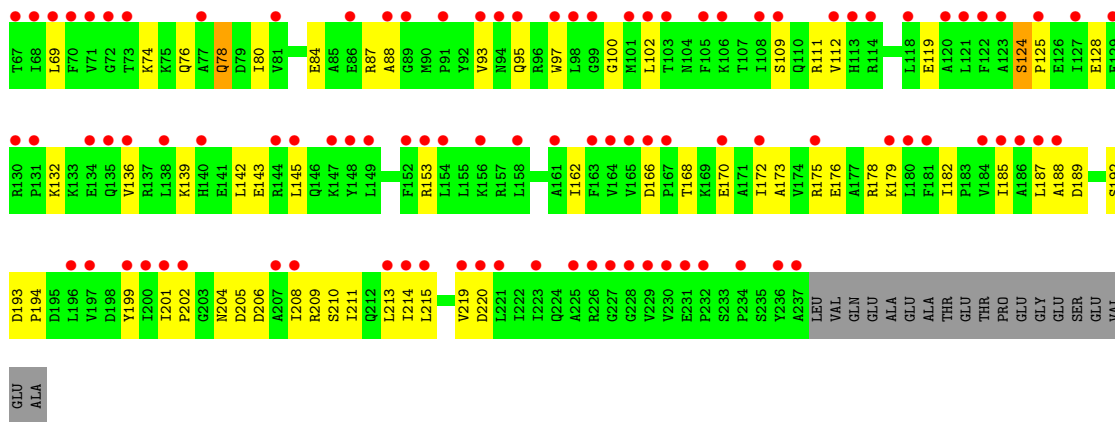


• Molecule 33: 30S ribosomal protein S2

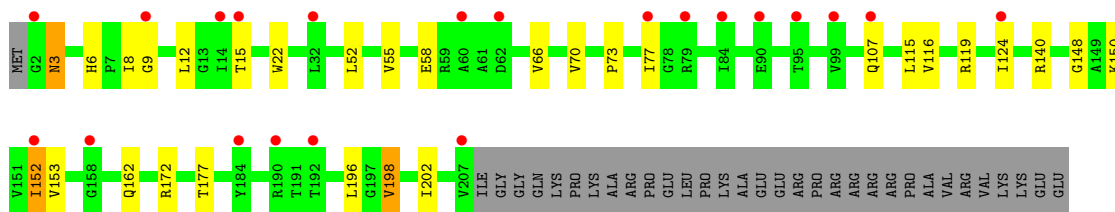
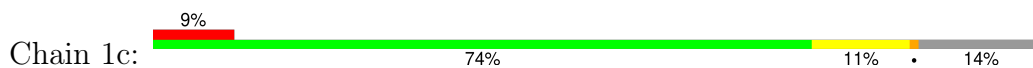


• Molecule 33: 30S ribosomal protein S2

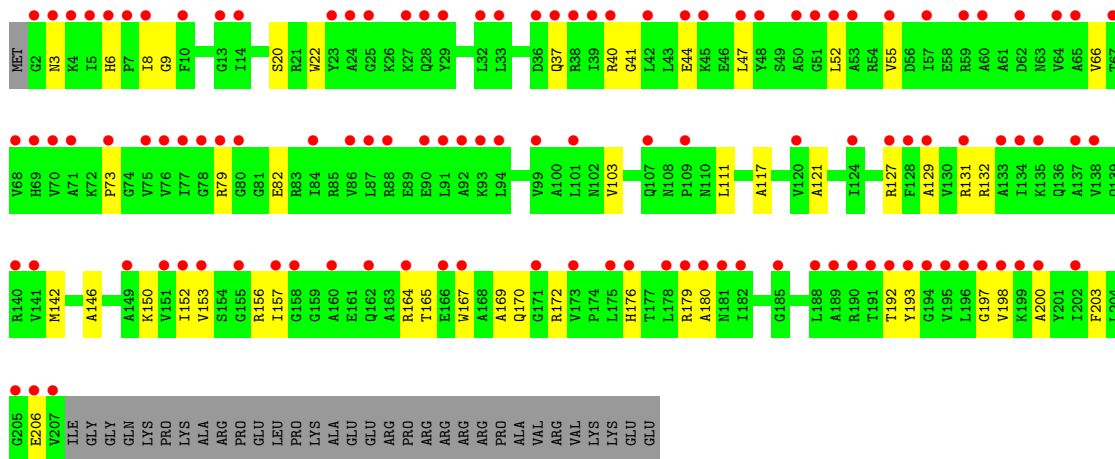




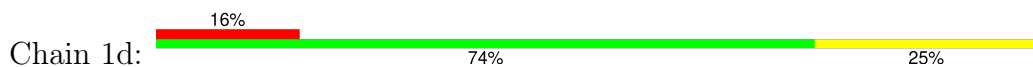
● Molecule 34: 30S ribosomal protein S3

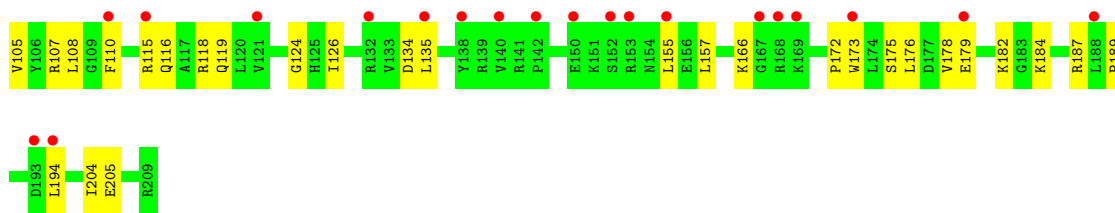


● Molecule 34: 30S ribosomal protein S3

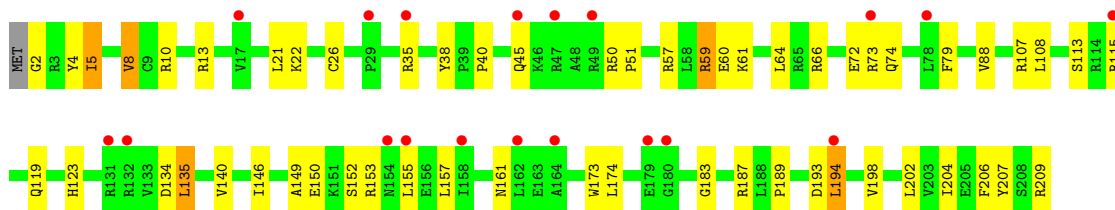
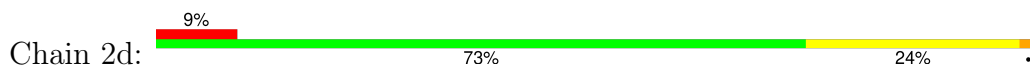


● Molecule 35: 30S ribosomal protein S4

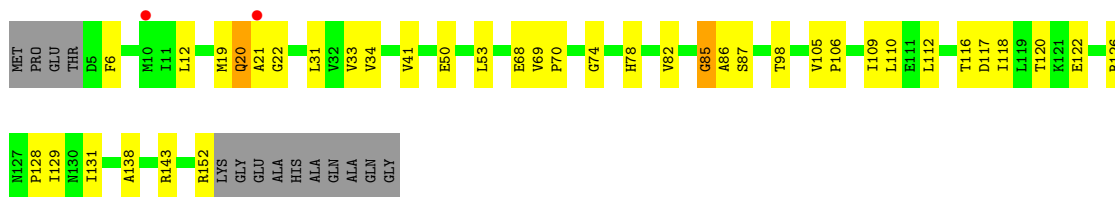




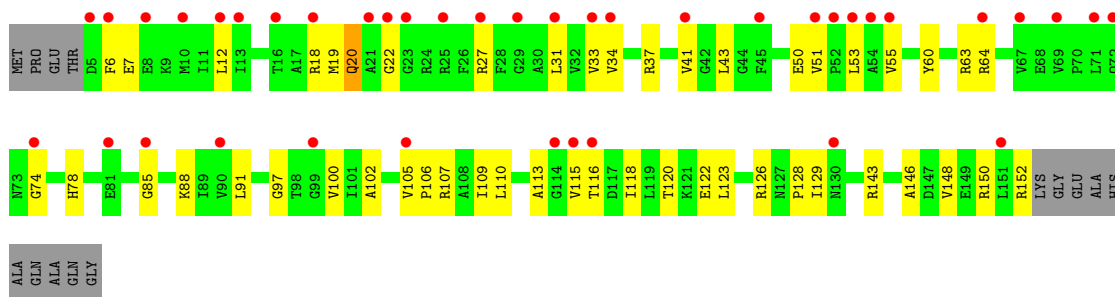
• Molecule 35: 30S ribosomal protein S4



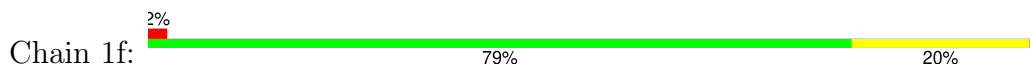
• Molecule 36: 30S ribosomal protein S5



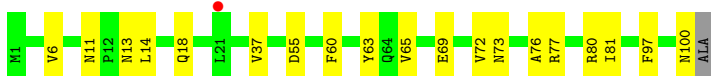
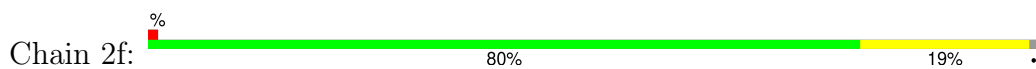
• Molecule 36: 30S ribosomal protein S5



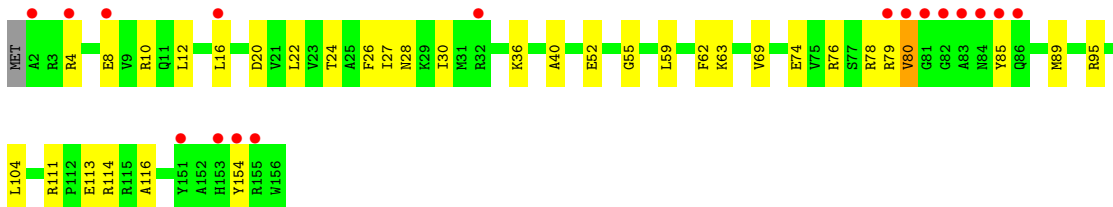
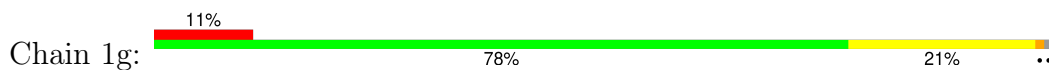
• Molecule 37: 30S ribosomal protein S6



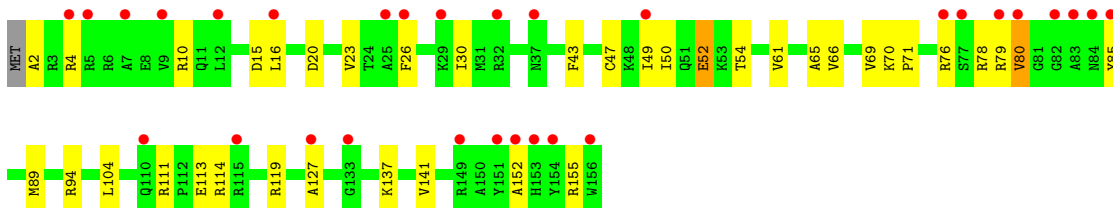
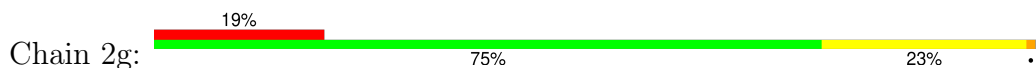
• Molecule 37: 30S ribosomal protein S6



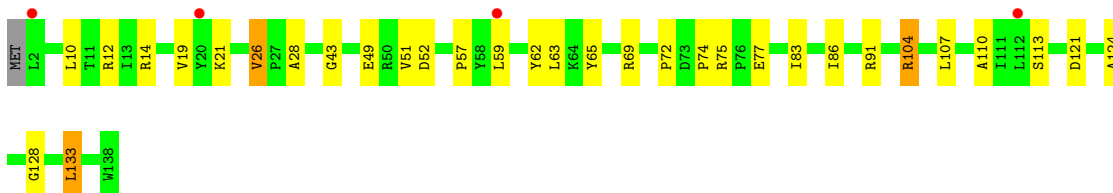
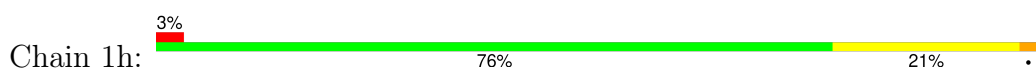
- Molecule 38: 30S ribosomal protein S7



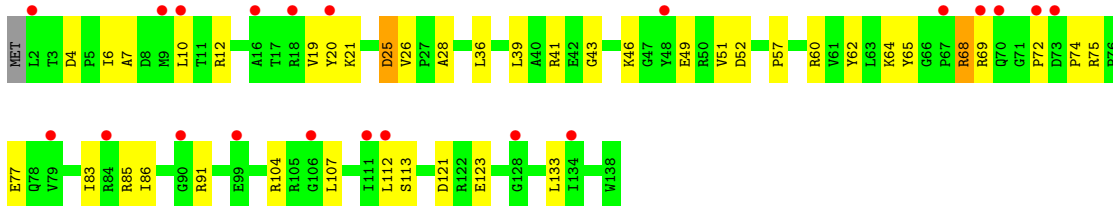
- Molecule 38: 30S ribosomal protein S7



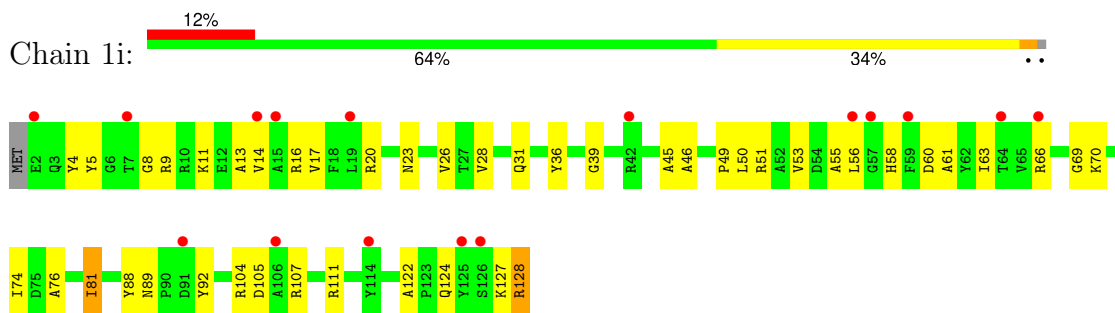
- Molecule 39: 30S ribosomal protein S8



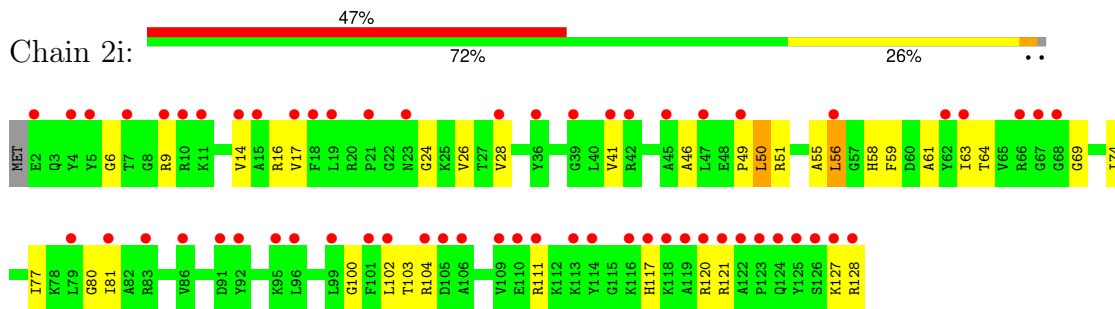
- Molecule 39: 30S ribosomal protein S8



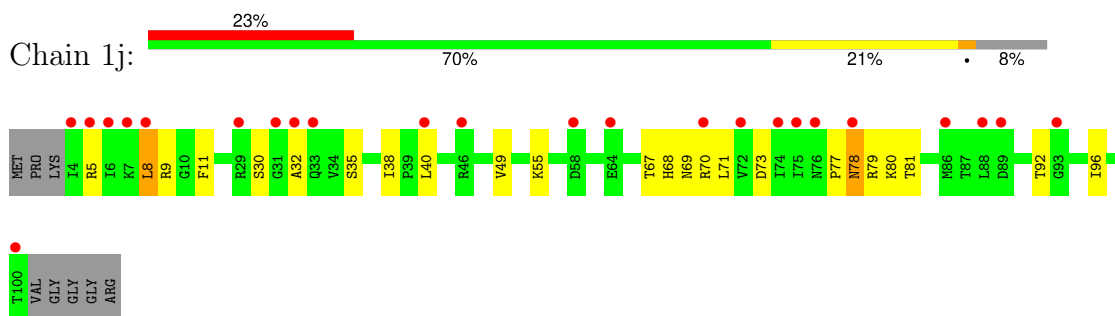
- Molecule 40: 30S ribosomal protein S9



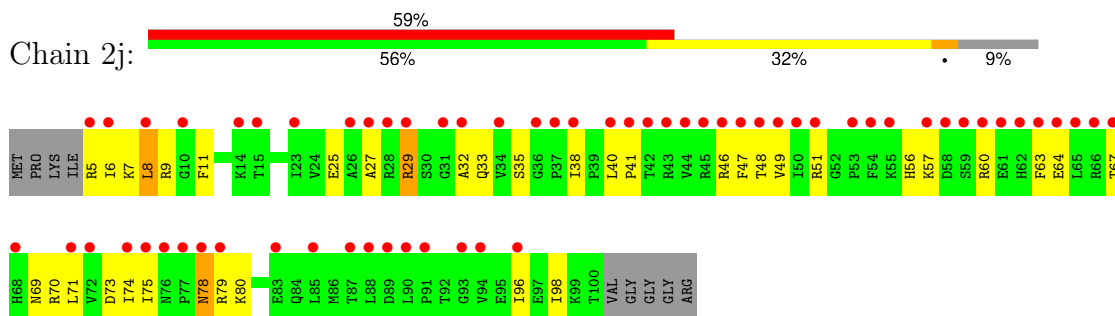
• Molecule 40: 30S ribosomal protein S9



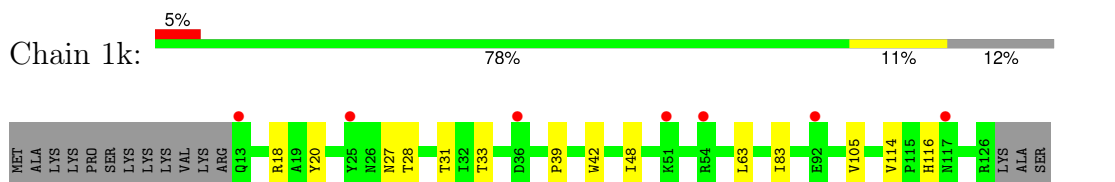
• Molecule 41: 30S ribosomal protein S10



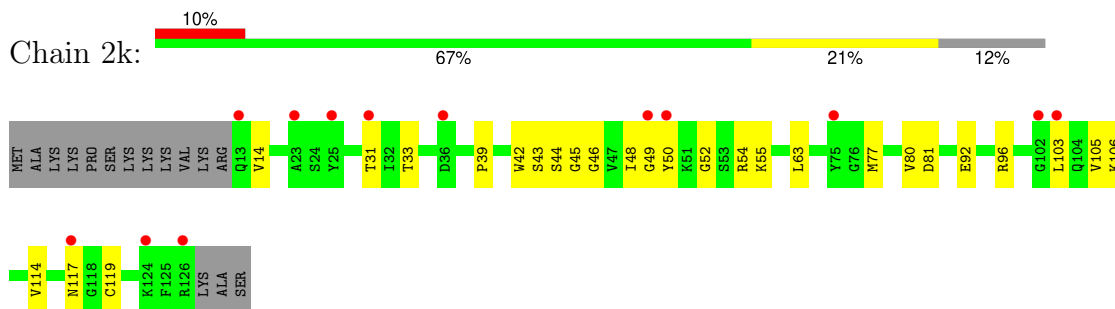
• Molecule 41: 30S ribosomal protein S10



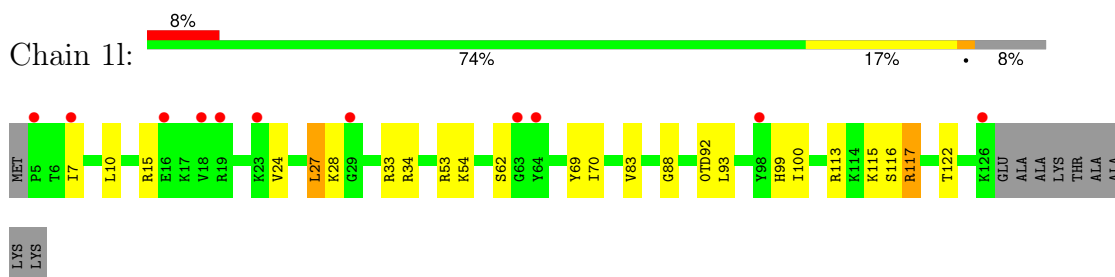
• Molecule 42: 30S ribosomal protein S11



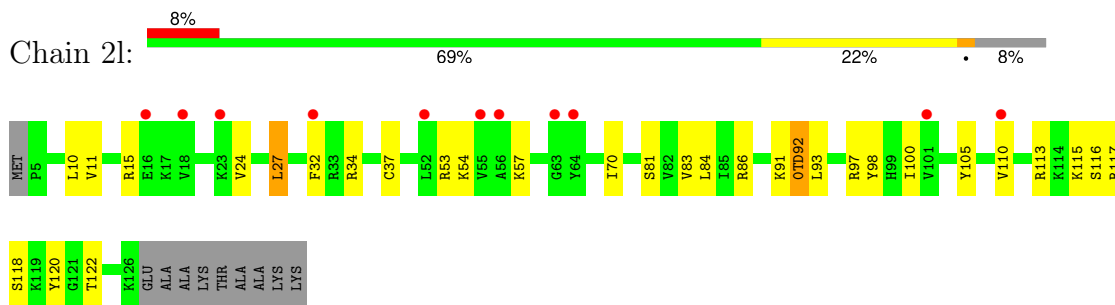
- Molecule 42: 30S ribosomal protein S11



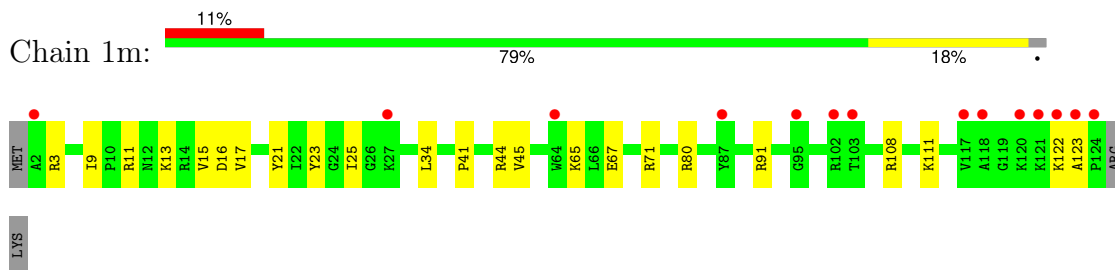
- Molecule 43: 30S ribosomal protein S12



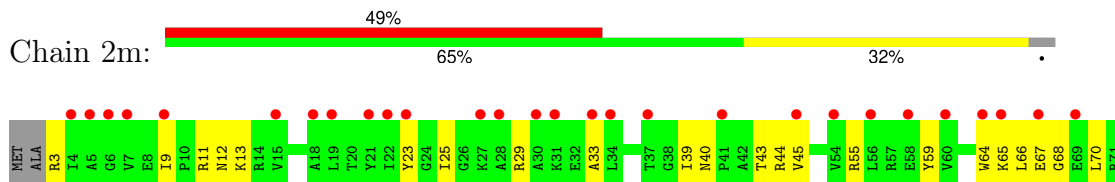
- Molecule 43: 30S ribosomal protein S12

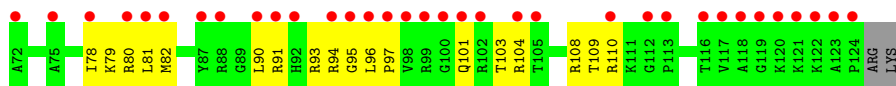


- Molecule 44: 30S ribosomal protein S13

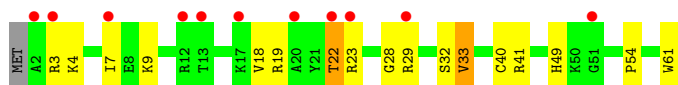


- Molecule 44: 30S ribosomal protein S13

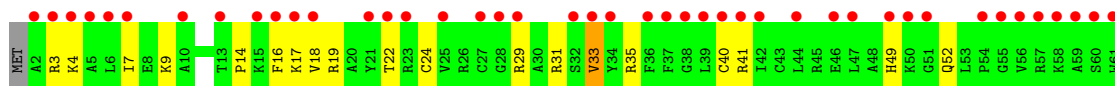




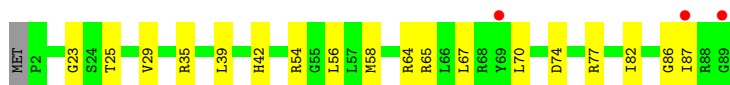
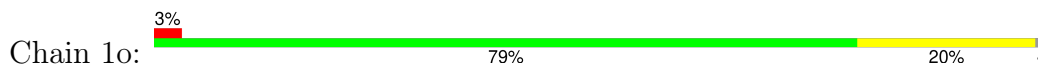
• Molecule 45: 30S ribosomal protein S14 type Z



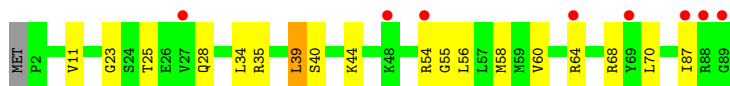
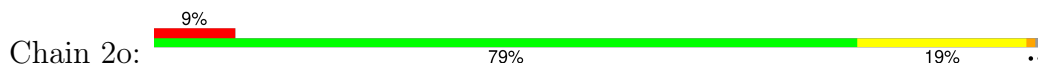
• Molecule 45: 30S ribosomal protein S14 type Z



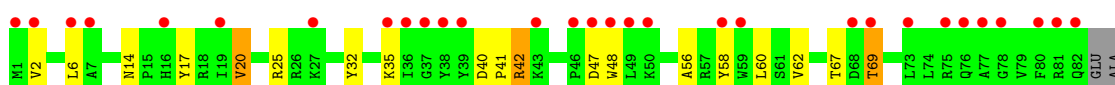
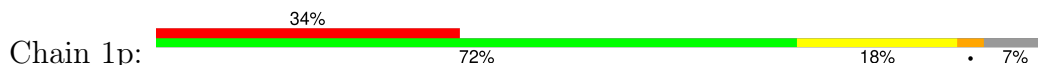
• Molecule 46: 30S ribosomal protein S15



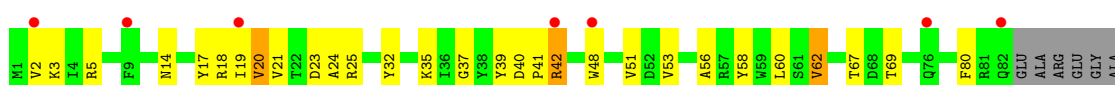
• Molecule 46: 30S ribosomal protein S15



• Molecule 47: 30S ribosomal protein S16



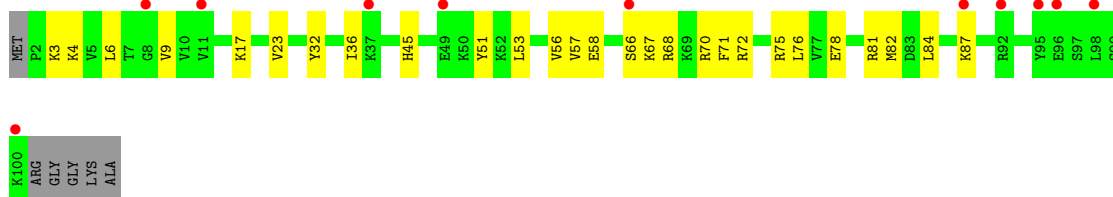
• Molecule 47: 30S ribosomal protein S16




• Molecule 48: 30S ribosomal protein S17



• Molecule 48: 30S ribosomal protein S17



• Molecule 49: 30S ribosomal protein S18



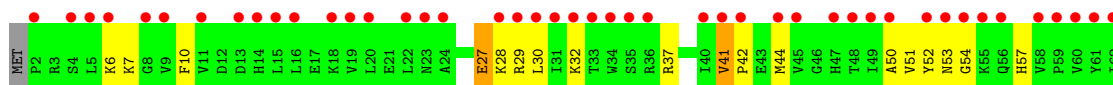
• Molecule 49: 30S ribosomal protein S18



• Molecule 50: 30S ribosomal protein S19

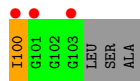
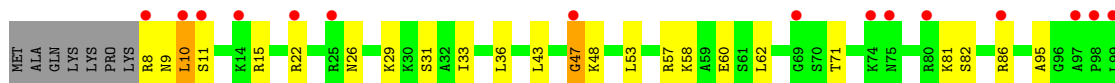


• Molecule 50: 30S ribosomal protein S19





● Molecule 51: 30S ribosomal protein S20



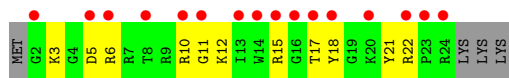
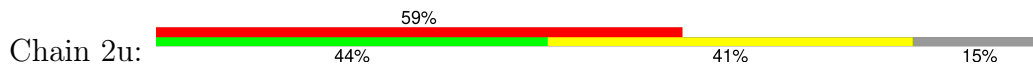
● Molecule 51: 30S ribosomal protein S20



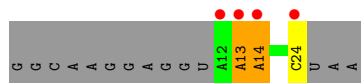
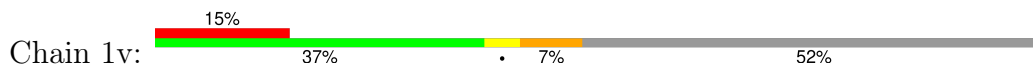
● Molecule 52: 30S ribosomal protein Thx



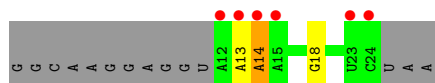
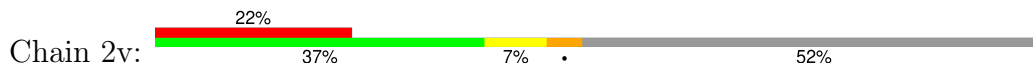
● Molecule 52: 30S ribosomal protein Thx



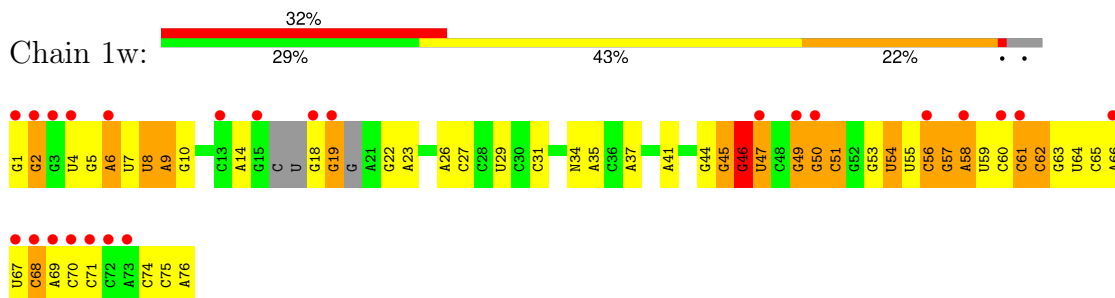
● Molecule 53: mRNA



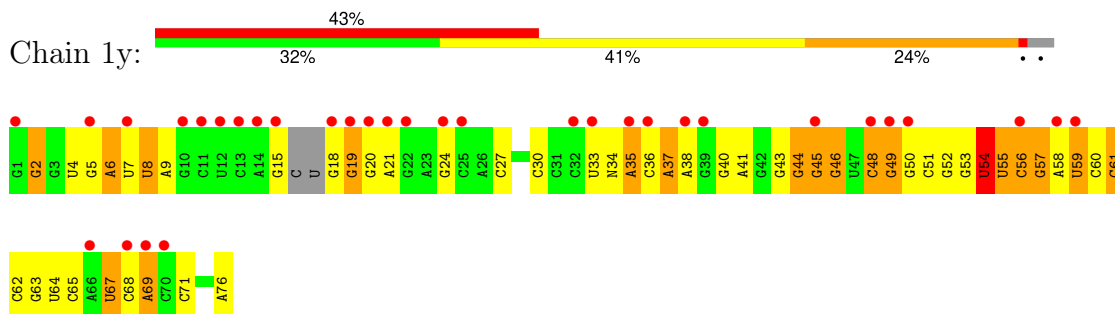
● Molecule 53: mRNA



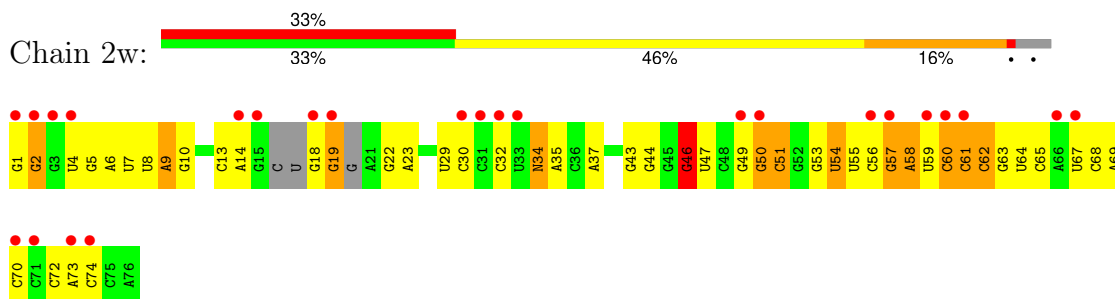
• Molecule 54: A-site and E-site tRNAs



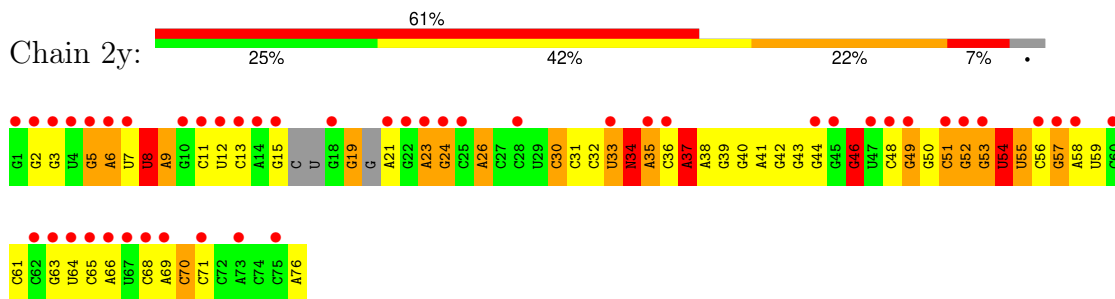
• Molecule 54: A-site and E-site tRNAs



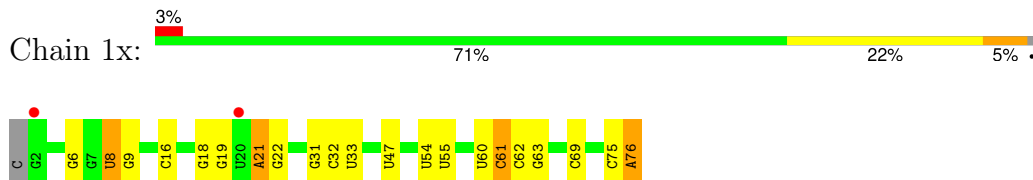
• Molecule 54: A-site and E-site tRNAs



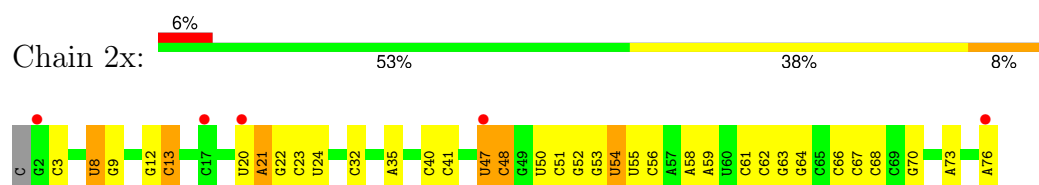
• Molecule 54: A-site and E-site tRNAs



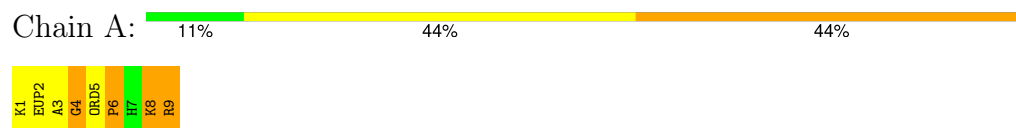
• Molecule 55: P-site tRNA



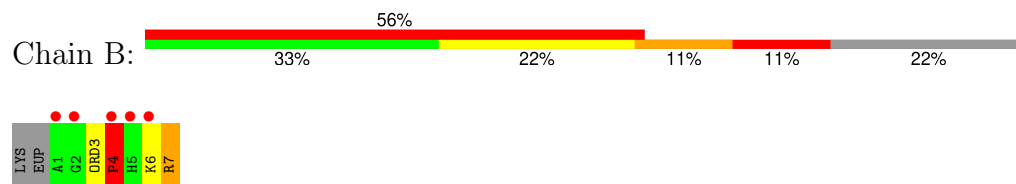
• Molecule 55: P-site tRNA



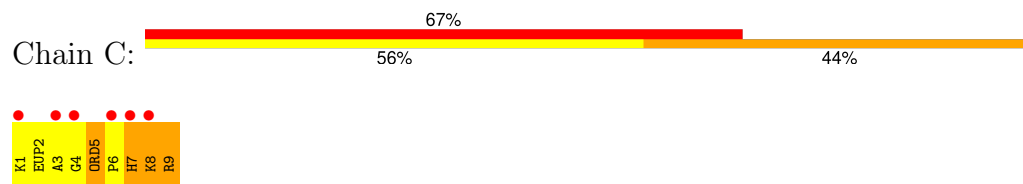
- Molecule 56: NOSO-95179 antibiotic



- Molecule 56: NOSO-95179 antibiotic



- Molecule 56: NOSO-95179 antibiotic



4 Data and refinement statistics

Property	Value	Source
Space group	P 21 21 21	Depositor
Cell constants a, b, c, α , β , γ	209.17Å 448.69Å 618.53Å 90.00° 90.00° 90.00°	Depositor
Resolution (Å)	154.63 – 2.60 154.63 – 2.60	Depositor EDS
% Data completeness (in resolution range)	98.9 (154.63-2.60) 98.9 (154.63-2.60)	Depositor EDS
R_{merge}	0.14	Depositor
R_{sym}	(Not available)	Depositor
$\langle I/\sigma(I) \rangle$ ¹	1.24 (at 2.62Å)	Xtrriage
Refinement program	PHENIX 1.8.2	Depositor
R, R_{free}	0.212 , 0.249 0.211 , 0.248	Depositor DCC
R_{free} test set	87360 reflections (4.97%)	wwPDB-VP
Wilson B-factor (Å ²)	56.9	Xtrriage
Anisotropy	0.181	Xtrriage
Bulk solvent k_{sol} (e/Å ³), B_{sol} (Å ²)	0.33 , 64.4	EDS
L-test for twinning ²	$\langle L \rangle = 0.46$, $\langle L^2 \rangle = 0.28$	Xtrriage
Estimated twinning fraction	No twinning to report.	Xtrriage
F_o, F_c correlation	0.93	EDS
Total number of atoms	301143	wwPDB-VP
Average B, all atoms (Å ²)	62.0	wwPDB-VP

Xtrriage's analysis on translational NCS is as follows: *The largest off-origin peak in the Patterson function is 1.54% of the height of the origin peak. No significant pseudotranslation is detected.*

¹Intensities estimated from amplitudes.

²Theoretical values of $\langle |L| \rangle$, $\langle L^2 \rangle$ for acentric reflections are 0.5, 0.333 respectively for untwinned datasets, and 0.375, 0.2 for perfectly twinned datasets.

5 Model quality

5.1 Standard geometry

Bond lengths and bond angles in the following residue types are not validated in this section: OMG, IAR, M2G, MG, 6MZ, SF4, MA6, 4SU, 2MG, ORD, PSU, 2MA, ZN, 2MU, UR3, 0TD, CM0, K, 5MU, EUP, 4OC, 7MG, 5MC

The Z score for a bond length (or angle) is the number of standard deviations the observed value is removed from the expected value. A bond length (or angle) with $|Z| > 5$ is considered an outlier worth inspection. RMSZ is the root-mean-square of all Z scores of the bond lengths (or angles).

Mol	Chain	Bond lengths		Bond angles	
		RMSZ	# Z >5	RMSZ	# Z >5
1	1A	0.29	0/69009	0.46	2/107712 (0.0%)
1	2A	0.22	0/67293	0.39	1/105034 (0.0%)
2	1B	0.22	0/2882	0.40	0/4494
2	2B	0.19	0/2879	0.36	0/4487
3	1D	0.30	0/2186	0.54	0/2944
3	2D	0.24	0/2186	0.50	0/2944
4	1E	0.30	0/1592	0.54	0/2149
4	2E	0.22	0/1592	0.47	0/2149
5	1F	0.27	0/1619	0.48	0/2193
5	2F	0.20	0/1615	0.42	0/2188
6	1G	0.21	0/1448	0.44	0/1957
6	2G	0.19	0/1453	0.42	0/1963
7	1H	0.22	0/1356	0.40	0/1834
7	2H	0.18	0/1356	0.35	0/1834
8	1I	0.18	0/1112	0.39	0/1514
8	2I	0.18	0/1079	0.37	0/1475
9	1N	0.27	0/1144	0.46	0/1543
9	2N	0.18	0/1144	0.39	0/1543
10	1O	0.26	0/943	0.47	0/1269
10	2O	0.21	0/943	0.46	0/1269
11	1P	0.28	0/1152	0.49	0/1533
11	2P	0.20	0/1152	0.43	0/1533
12	1Q	0.27	0/1143	0.47	0/1527
12	2Q	0.20	0/1143	0.41	0/1527
13	1R	0.28	0/982	0.49	0/1312
13	2R	0.20	0/982	0.44	0/1312
14	1S	0.21	0/883	0.44	0/1176
14	2S	0.19	0/880	0.40	0/1172
15	1T	0.25	0/1105	0.49	0/1477
15	2T	0.21	0/1097	0.42	0/1468
16	1U	0.30	0/977	0.48	0/1301

Mol	Chain	Bond lengths		Bond angles	
		RMSZ	# Z >5	RMSZ	# Z >5
16	2U	0.21	0/977	0.42	0/1301
17	1V	0.37	1/782 (0.1%)	0.50	0/1049
17	2V	0.20	0/782	0.41	0/1049
18	1W	0.30	0/897	0.48	0/1205
18	2W	0.21	0/897	0.41	0/1205
19	1X	0.28	0/764	0.54	2/1025 (0.2%)
19	2X	0.19	0/764	0.40	0/1025
20	1Y	0.24	0/819	0.50	0/1095
20	2Y	0.19	0/819	0.45	0/1095
21	1Z	0.25	0/1267	0.45	0/1717
21	2Z	0.19	0/1299	0.44	0/1763
22	10	0.28	0/662	0.55	0/881
22	20	0.20	0/662	0.45	0/881
23	11	0.29	0/762	0.45	0/1014
23	21	0.21	0/762	0.40	0/1014
24	12	0.25	0/590	0.44	0/781
24	22	0.19	0/590	0.36	0/781
25	13	0.25	0/474	0.48	0/635
25	23	0.21	0/469	0.42	0/630
26	14	0.30	0/565	0.53	0/761
26	24	0.28	0/545	0.73	2/737 (0.3%)
27	15	0.29	0/469	0.56	0/635
27	25	0.24	0/469	0.48	0/635
28	16	0.28	0/460	0.47	0/613
28	26	0.21	0/456	0.40	0/608
29	17	0.29	0/426	0.54	0/561
29	27	0.23	0/426	0.51	0/561
30	18	0.28	0/525	0.50	0/691
30	28	0.22	0/525	0.40	0/691
31	19	0.25	0/310	0.45	0/407
31	29	0.20	0/310	0.44	0/407
32	1a	0.20	1/35795 (0.0%)	0.38	0/55864
32	2a	0.19	0/35886	0.36	0/56005
33	1b	0.26	1/1881 (0.1%)	0.43	0/2542
33	2b	0.21	0/1860	0.47	0/2518
34	1c	0.18	0/1572	0.40	0/2126
34	2c	0.20	0/1566	0.39	0/2119
35	1d	0.19	0/1685	0.43	0/2262
35	2d	0.19	0/1704	0.43	0/2284
36	1e	0.20	0/1145	0.45	0/1543
36	2e	0.20	0/1149	0.46	0/1548
37	1f	0.18	0/823	0.37	0/1115
37	2f	0.19	0/829	0.37	0/1123

Mol	Chain	Bond lengths		Bond angles	
		RMSZ	# Z >5	RMSZ	# Z >5
38	1g	0.17	0/1250	0.37	0/1679
38	2g	0.18	0/1254	0.38	0/1683
39	1h	0.18	0/1108	0.40	0/1494
39	2h	0.18	0/1108	0.40	0/1494
40	1i	0.20	0/1002	0.46	0/1346
40	2i	0.21	0/997	0.45	0/1343
41	1j	0.20	0/722	0.47	0/982
41	2j	0.20	0/727	0.42	0/988
42	1k	0.19	0/844	0.38	0/1145
42	2k	0.18	0/848	0.37	0/1149
43	1l	0.20	0/937	0.43	0/1260
43	2l	0.19	0/937	0.41	0/1260
44	1m	0.18	0/969	0.43	0/1302
44	2m	0.23	0/961	0.39	0/1291
45	1n	0.20	0/501	0.46	0/664
45	2n	0.19	0/501	0.43	0/664
46	1o	0.18	0/739	0.36	0/985
46	2o	0.16	0/739	0.37	0/985
47	1p	0.20	0/697	0.48	0/939
47	2p	0.19	0/693	0.44	0/935
48	1q	0.19	0/836	0.37	0/1117
48	2q	0.18	0/836	0.39	0/1117
49	1r	0.19	0/560	0.39	0/746
49	2r	0.17	0/560	0.37	0/746
50	1s	0.21	0/667	0.46	0/900
50	2s	0.27	0/661	0.55	0/893
51	1t	0.18	0/730	0.44	0/965
51	2t	0.20	0/729	0.46	0/965
52	1u	0.20	0/203	0.43	0/266
52	2u	0.20	0/203	0.44	0/266
53	1v	0.24	0/308	0.43	0/477
53	2v	0.21	0/308	0.34	0/477
54	1w	0.26	1/1600 (0.1%)	0.36	0/2482
54	1y	0.26	1/1627 (0.1%)	0.37	0/2527
54	2w	0.26	1/1600 (0.1%)	0.35	0/2482
54	2y	0.29	1/1600 (0.1%)	0.38	0/2482
55	1x	0.26	0/1725	0.39	0/2689
55	2x	0.24	0/1725	0.39	0/2689
56	A	1.60	1/43 (2.3%)	1.93	0/51
56	B	2.20	2/35 (5.7%)	1.85	1/43 (2.3%)
56	C	1.71	1/43 (2.3%)	2.56	3/51 (5.9%)
All	All	0.24	11/316879 (0.0%)	0.42	11/474354 (0.0%)

Chiral center outliers are detected by calculating the chiral volume of a chiral center and verifying if the center is modelled as a planar moiety or with the opposite hand. A planarity outlier is detected by checking planarity of atoms in a peptide group, atoms in a mainchain group or atoms of a sidechain that are expected to be planar.

Mol	Chain	#Chirality outliers	#Planarity outliers
26	14	0	1
26	24	0	1
33	1b	0	1
33	2b	0	1
All	All	0	4

The worst 5 of 11 bond length outliers are listed below:

Mol	Chain	Res	Type	Atoms	Z	Observed(Å)	Ideal(Å)
33	1b	233	SER	C-N	7.51	1.51	1.33
56	A	6	PRO	CA-C	-6.58	1.39	1.52
56	B	4	PRO	N-CA	6.11	1.56	1.47
54	2y	8	4SU	O3'-P	6.03	1.62	1.56
17	1V	34	GLU	C-N	-5.89	1.21	1.33

The worst 5 of 11 bond angle outliers are listed below:

Mol	Chain	Res	Type	Atoms	Z	Observed(°)	Ideal(°)
56	C	6	PRO	CA-C-N	9.01	137.92	121.70
56	C	6	PRO	C-N-CA	9.01	137.92	121.70
56	B	4	PRO	CA-N-CD	-7.00	102.19	112.00
26	24	63	TYR	N-CA-C	-6.84	101.81	111.24
1	1A	2014	G	C2'-C3'-O3'	6.62	119.42	109.50

There are no chirality outliers.

All (4) planarity outliers are listed below:

Mol	Chain	Res	Type	Group
26	14	63	TYR	Peptide
33	1b	124	SER	Peptide
26	24	63	TYR	Peptide
33	2b	124	SER	Peptide

5.2 Too-close contacts [\(i\)](#)

In the following table, the Non-H and H(model) columns list the number of non-hydrogen atoms and hydrogen atoms in the chain respectively. The H(added) column lists the number of hydrogen

atoms added and optimized by MolProbity. The Clashes column lists the number of clashes within the asymmetric unit, whereas Symm-Clashes lists symmetry-related clashes.

Mol	Chain	Non-H	H(model)	H(added)	Clashes	Symm-Clashes
1	1A	61852	0	31191	568	0
1	2A	60322	0	30425	641	0
2	1B	2577	0	1305	18	0
2	2B	2575	0	1303	36	0
3	1D	2136	0	2218	32	0
3	2D	2136	0	2218	32	0
4	1E	1559	0	1618	40	0
4	2E	1559	0	1618	29	0
5	1F	1584	0	1625	32	0
5	2F	1580	0	1619	44	0
6	1G	1423	0	1436	24	0
6	2G	1428	0	1438	43	0
7	1H	1330	0	1407	25	0
7	2H	1330	0	1407	29	0
8	1I	1097	0	1140	24	0
8	2I	1064	0	1082	21	1
9	1N	1117	0	1184	14	0
9	2N	1117	0	1184	19	0
10	1O	933	0	996	17	0
10	2O	933	0	996	24	0
11	1P	1135	0	1212	25	0
11	2P	1135	0	1212	23	0
12	1Q	1122	0	1179	21	0
12	2Q	1122	0	1179	23	0
13	1R	968	0	1033	20	0
13	2R	968	0	1033	24	0
14	1S	873	0	927	15	0
14	2S	870	0	923	15	0
15	1T	1091	0	1151	21	0
15	2T	1083	0	1136	30	0
16	1U	959	0	1019	16	0
16	2U	959	0	1019	16	0
17	1V	771	0	830	10	0
17	2V	771	0	830	13	0
18	1W	886	0	940	13	0
18	2W	886	0	940	11	0
19	1X	750	0	814	17	0
19	2X	750	0	814	18	0
20	1Y	806	0	881	15	0
20	2Y	806	0	881	18	0
21	1Z	1240	0	1240	31	0

Continued on next page...

Continued from previous page...

Mol	Chain	Non-H	H(model)	H(added)	Clashes	Symm-Clashes
21	2Z	1271	0	1273	26	0
22	10	653	0	674	16	0
22	20	653	0	674	12	0
23	11	755	0	826	11	0
23	21	755	0	826	14	0
24	12	588	0	643	4	0
24	22	588	0	643	6	0
25	13	469	0	518	6	0
25	23	464	0	514	8	0
26	14	552	0	533	17	0
26	24	532	0	503	18	0
27	15	455	0	465	9	0
27	25	455	0	465	9	0
28	16	453	0	473	6	0
28	26	449	0	469	7	0
29	17	418	0	467	1	0
29	27	418	0	467	12	0
30	18	517	0	582	24	0
30	28	517	0	582	22	0
31	19	307	0	335	3	0
31	29	307	0	335	7	0
32	1a	32246	0	16294	452	1
32	2a	32327	0	16339	528	0
33	1b	1846	0	1867	69	0
33	2b	1825	0	1828	65	0
34	1c	1548	0	1535	19	0
34	2c	1542	0	1517	35	0
35	1d	1655	0	1672	41	0
35	2d	1674	0	1714	47	0
36	1e	1129	0	1185	33	0
36	2e	1133	0	1191	41	0
37	1f	810	0	804	15	0
37	2f	816	0	808	15	0
38	1g	1231	0	1238	23	0
38	2g	1235	0	1249	27	0
39	1h	1088	0	1126	26	0
39	2h	1088	0	1126	32	0
40	1i	983	0	986	35	0
40	2i	978	0	966	24	0
41	1j	709	0	650	17	0
41	2j	714	0	672	28	0
42	1k	829	0	825	7	0

Continued on next page...

Continued from previous page...

Mol	Chain	Non-H	H(model)	H(added)	Clashes	Symm-Clashes
42	2k	833	0	836	17	0
43	1l	932	0	981	15	0
43	2l	932	0	981	24	0
44	1m	958	0	1002	18	0
44	2m	950	0	988	28	0
45	1n	492	0	529	16	0
45	2n	492	0	529	22	0
46	1o	728	0	760	12	0
46	2o	728	0	760	11	0
47	1p	681	0	697	13	0
47	2p	677	0	686	18	0
48	1q	823	0	891	20	0
48	2q	823	0	891	27	0
49	1r	555	0	618	9	0
49	2r	555	0	618	11	0
50	1s	652	0	662	15	0
50	2s	646	0	644	29	0
51	1t	728	0	798	16	0
51	2t	727	0	796	18	0
52	1u	199	0	208	5	0
52	2u	199	0	208	11	0
53	1v	276	0	139	3	0
53	2v	276	0	139	2	0
54	1w	1568	0	802	36	0
54	1y	1591	0	812	42	0
54	2w	1568	0	802	29	0
54	2y	1568	0	802	54	0
55	1x	1625	0	829	7	0
55	2x	1625	0	828	17	0
56	A	72	0	67	7	0
56	B	55	0	56	4	0
56	C	72	0	64	6	0
57	10	6	0	0	0	0
57	11	2	0	0	0	0
57	12	2	0	0	0	0
57	13	2	0	0	0	0
57	15	2	0	0	0	0
57	16	1	0	0	0	0
57	17	2	0	0	0	0
57	18	4	0	0	0	0
57	19	1	0	0	0	0
57	1A	1149	0	0	0	0

Continued on next page...

Continued from previous page...

Mol	Chain	Non-H	H(model)	H(added)	Clashes	Symm-Clashes
57	1B	36	0	0	0	0
57	1D	9	0	0	0	0
57	1E	10	0	0	0	0
57	1F	8	0	0	0	0
57	1G	5	0	0	0	0
57	1I	1	0	0	0	0
57	1N	7	0	0	0	0
57	1O	4	0	0	0	0
57	1P	4	0	0	0	0
57	1Q	5	0	0	0	0
57	1R	3	0	0	0	0
57	1S	3	0	0	0	0
57	1T	2	0	0	0	0
57	1U	6	0	0	0	0
57	1V	2	0	0	0	0
57	1W	5	0	0	0	0
57	1X	6	0	0	0	0
57	1Y	3	0	0	0	0
57	1Z	4	0	0	0	0
57	1a	314	0	0	0	0
57	1b	2	0	0	0	0
57	1d	2	0	0	0	0
57	1e	2	0	0	0	0
57	1f	1	0	0	0	0
57	1l	2	0	0	0	0
57	1m	1	0	0	0	0
57	1n	1	0	0	0	0
57	1r	1	0	0	0	0
57	1s	1	0	0	0	0
57	1t	1	0	0	0	0
57	1v	1	0	0	0	0
57	1w	8	0	0	0	0
57	1x	14	0	0	0	0
57	1y	6	0	0	0	0
57	20	2	0	0	0	0
57	21	2	0	0	0	0
57	23	2	0	0	0	0
57	25	3	0	0	0	0
57	26	1	0	0	0	0
57	28	3	0	0	0	0
57	29	1	0	0	0	0
57	2A	861	0	0	0	0

Continued on next page...

Continued from previous page...

Mol	Chain	Non-H	H(model)	H(added)	Clashes	Symm-Clashes
57	2B	21	0	0	0	0
57	2D	4	0	0	0	0
57	2E	10	0	0	0	0
57	2F	3	0	0	0	0
57	2G	1	0	0	0	0
57	2N	1	0	0	0	0
57	2O	2	0	0	0	0
57	2Q	3	0	0	0	0
57	2R	2	0	0	0	0
57	2T	4	0	0	0	0
57	2U	4	0	0	0	0
57	2V	2	0	0	0	0
57	2W	2	0	0	0	0
57	2X	3	0	0	0	0
57	2Z	1	0	0	0	0
57	2a	202	0	0	0	0
57	2d	1	0	0	0	0
57	2e	2	0	0	0	0
57	2f	2	0	0	0	0
57	2g	1	0	0	0	0
57	2i	1	0	0	0	0
57	2j	2	0	0	0	0
57	2l	3	0	0	0	0
57	2n	1	0	0	0	0
57	2q	3	0	0	0	0
57	2r	1	0	0	0	0
57	2t	1	0	0	0	0
57	2v	2	0	0	0	0
57	2x	6	0	0	0	0
57	2y	7	0	0	0	0
57	C	2	0	0	0	0
58	1A	1	0	0	0	0
58	2A	1	0	0	0	0
59	14	1	0	0	0	0
59	15	1	0	0	0	0
59	16	1	0	0	0	0
59	19	1	0	0	0	0
59	1Y	1	0	0	0	0
59	1n	1	0	0	0	0
59	24	1	0	0	0	0
59	25	1	0	0	0	0
59	26	1	0	0	0	0

Continued on next page...

Continued from previous page...

Mol	Chain	Non-H	H(model)	H(added)	Clashes	Symm-Clashes
59	29	1	0	0	0	0
59	2Y	1	0	0	0	0
59	2n	1	0	0	0	0
60	1d	8	0	0	0	0
60	2d	8	0	0	0	0
61	10	11	0	0	2	0
61	11	9	0	0	0	0
61	12	5	0	0	0	0
61	13	6	0	0	0	0
61	15	5	0	0	0	0
61	16	4	0	0	1	0
61	17	7	0	0	0	0
61	18	12	0	0	1	0
61	19	1	0	0	0	0
61	1A	2172	0	0	54	0
61	1B	71	0	0	2	0
61	1D	28	0	0	3	0
61	1E	29	0	0	2	0
61	1F	18	0	0	1	0
61	1G	7	0	0	0	0
61	1H	2	0	0	0	0
61	1I	2	0	0	0	0
61	1N	5	0	0	0	0
61	1O	8	0	0	0	0
61	1P	23	0	0	2	0
61	1Q	11	0	0	0	0
61	1R	18	0	0	2	0
61	1S	3	0	0	0	0
61	1T	10	0	0	1	0
61	1U	11	0	0	0	0
61	1V	8	0	0	0	0
61	1W	7	0	0	1	0
61	1X	7	0	0	1	0
61	1Y	4	0	0	1	0
61	1Z	1	0	0	0	0
61	1a	686	0	0	39	0
61	1b	1	0	0	0	0
61	1d	3	0	0	0	0
61	1f	1	0	0	0	0
61	1g	1	0	0	0	0
61	1i	1	0	0	0	0
61	1l	10	0	0	0	0

Continued on next page...

Continued from previous page...

Mol	Chain	Non-H	H(model)	H(added)	Clashes	Symm-Clashes
6l	1m	1	0	0	0	0
6l	1o	2	0	0	0	0
6l	1p	3	0	0	0	0
6l	1q	5	0	0	0	0
6l	1u	1	0	0	1	0
6l	1v	6	0	0	0	0
6l	1w	7	0	0	2	0
6l	1x	17	0	0	0	0
6l	1y	4	0	0	0	0
6l	20	5	0	0	0	0
6l	21	12	0	0	1	0
6l	22	1	0	0	0	0
6l	23	1	0	0	0	0
6l	25	4	0	0	1	0
6l	26	1	0	0	0	0
6l	27	3	0	0	0	0
6l	28	5	0	0	0	0
6l	29	1	0	0	0	0
6l	2A	1348	0	0	58	0
6l	2B	27	0	0	0	0
6l	2D	26	0	0	0	0
6l	2E	12	0	0	2	0
6l	2F	17	0	0	0	0
6l	2I	4	0	0	0	0
6l	2N	2	0	0	0	0
6l	2O	2	0	0	0	0
6l	2P	14	0	0	0	0
6l	2Q	2	0	0	0	0
6l	2R	3	0	0	0	0
6l	2T	6	0	0	0	0
6l	2U	4	0	0	1	0
6l	2V	1	0	0	0	0
6l	2W	5	0	0	0	0
6l	2X	6	0	0	1	0
6l	2Y	1	0	0	0	0
6l	2Z	2	0	0	0	0
6l	2a	270	0	0	13	0
6l	2d	1	0	0	0	0
6l	2g	1	0	0	0	0
6l	2j	4	0	0	2	0
6l	2l	5	0	0	2	0
6l	2m	1	0	0	0	0

Continued on next page...

Continued from previous page...

Mol	Chain	Non-H	H(model)	H(added)	Clashes	Symm-Clashes
6l	2o	1	0	0	1	0
6l	2p	2	0	0	0	0
6l	2q	1	0	0	0	0
6l	2r	1	0	0	0	0
6l	2t	2	0	0	0	0
6l	2v	4	0	0	0	0
6l	2w	4	0	0	0	0
6l	2x	7	0	0	0	0
6l	2y	19	0	0	0	0
6l	C	4	0	0	0	0
All	All	301143	0	196885	3857	1

The all-atom clashscore is defined as the number of clashes found per 1000 atoms (including hydrogen atoms). The all-atom clashscore for this structure is 8.

The worst 5 of 3857 close contacts within the same asymmetric unit are listed below, sorted by their clash magnitude.

Atom-1	Atom-2	Interatomic distance (Å)	Clash overlap (Å)
1:1A:1128:U:H3	1:1A:1132:A:N6	1.28	1.28
1:1A:1100:A:N6	1:1A:1151:U:H3	1.47	1.10
1:2A:2137:C:N4	1:2A:2154:G:H1	1.50	1.10
54:2y:30:C:N4	54:2y:40:G:H1	1.51	1.08
54:1w:51:C:N4	54:1w:63:G:H1	1.53	1.05

All (1) symmetry-related close contacts are listed below. The label for Atom-2 includes the symmetry operator and encoded unit-cell translations to be applied.

Atom-1	Atom-2	Interatomic distance (Å)	Clash overlap (Å)
32:1a:358:U:OP1	8:2I:121:LYS:NZ[2_655]	2.19	0.01

5.3 Torsion angles [i](#)

5.3.1 Protein backbone [i](#)

In the following table, the Percentiles column shows the percent Ramachandran outliers of the chain as a percentile score with respect to all X-ray entries followed by that with respect to entries of similar resolution.

The Analysed column shows the number of residues for which the backbone conformation was analysed, and the total number of residues.

Mol	Chain	Analysed	Favoured	Allowed	Outliers	Percentiles	
3	1D	273/276 (99%)	260 (95%)	12 (4%)	1 (0%)	30	51
3	2D	273/276 (99%)	258 (94%)	14 (5%)	1 (0%)	30	51
4	1E	202/206 (98%)	193 (96%)	8 (4%)	1 (0%)	24	46
4	2E	202/206 (98%)	194 (96%)	7 (4%)	1 (0%)	24	46
5	1F	201/210 (96%)	197 (98%)	3 (2%)	1 (0%)	24	46
5	2F	201/210 (96%)	193 (96%)	6 (3%)	2 (1%)	12	28
6	1G	179/182 (98%)	167 (93%)	10 (6%)	2 (1%)	11	25
6	2G	179/182 (98%)	162 (90%)	15 (8%)	2 (1%)	11	25
7	1H	172/180 (96%)	163 (95%)	9 (5%)	0	100	100
7	2H	172/180 (96%)	162 (94%)	9 (5%)	1 (1%)	21	42
8	1I	144/148 (97%)	126 (88%)	15 (10%)	3 (2%)	5	11
8	2I	144/148 (97%)	131 (91%)	13 (9%)	0	100	100
9	1N	138/140 (99%)	135 (98%)	3 (2%)	0	100	100
9	2N	138/140 (99%)	131 (95%)	7 (5%)	0	100	100
10	1O	120/122 (98%)	112 (93%)	8 (7%)	0	100	100
10	2O	120/122 (98%)	113 (94%)	5 (4%)	2 (2%)	7	15
11	1P	147/150 (98%)	138 (94%)	9 (6%)	0	100	100
11	2P	147/150 (98%)	140 (95%)	5 (3%)	2 (1%)	9	19
12	1Q	139/141 (99%)	132 (95%)	7 (5%)	0	100	100
12	2Q	139/141 (99%)	132 (95%)	7 (5%)	0	100	100
13	1R	116/118 (98%)	111 (96%)	5 (4%)	0	100	100
13	2R	116/118 (98%)	113 (97%)	3 (3%)	0	100	100
14	1S	108/112 (96%)	102 (94%)	6 (6%)	0	100	100
14	2S	108/112 (96%)	103 (95%)	4 (4%)	1 (1%)	14	30
15	1T	129/146 (88%)	122 (95%)	7 (5%)	0	100	100
15	2T	129/146 (88%)	121 (94%)	7 (5%)	1 (1%)	16	34
16	1U	114/118 (97%)	113 (99%)	1 (1%)	0	100	100
16	2U	114/118 (97%)	109 (96%)	5 (4%)	0	100	100
17	1V	99/101 (98%)	94 (95%)	4 (4%)	1 (1%)	12	28
17	2V	99/101 (98%)	94 (95%)	4 (4%)	1 (1%)	12	28
18	1W	110/113 (97%)	109 (99%)	1 (1%)	0	100	100
18	2W	110/113 (97%)	109 (99%)	1 (1%)	0	100	100

Continued on next page...

Continued from previous page...

Mol	Chain	Analysed	Favoured	Allowed	Outliers	Percentiles	
19	1X	93/96 (97%)	91 (98%)	1 (1%)	1 (1%)	11	25
19	2X	93/96 (97%)	89 (96%)	4 (4%)	0	100	100
20	1Y	105/110 (96%)	99 (94%)	4 (4%)	2 (2%)	6	13
20	2Y	105/110 (96%)	101 (96%)	3 (3%)	1 (1%)	12	28
21	1Z	148/206 (72%)	127 (86%)	21 (14%)	0	100	100
21	2Z	156/206 (76%)	143 (92%)	10 (6%)	3 (2%)	6	13
22	10	81/85 (95%)	81 (100%)	0	0	100	100
22	20	81/85 (95%)	81 (100%)	0	0	100	100
23	11	95/98 (97%)	92 (97%)	2 (2%)	1 (1%)	11	25
23	21	95/98 (97%)	94 (99%)	0	1 (1%)	11	25
24	12	68/72 (94%)	68 (100%)	0	0	100	100
24	22	68/72 (94%)	67 (98%)	1 (2%)	0	100	100
25	13	57/60 (95%)	55 (96%)	2 (4%)	0	100	100
25	23	57/60 (95%)	55 (96%)	2 (4%)	0	100	100
26	14	67/71 (94%)	54 (81%)	9 (13%)	4 (6%)	1	1
26	24	67/71 (94%)	56 (84%)	6 (9%)	5 (8%)	1	1
27	15	57/60 (95%)	54 (95%)	3 (5%)	0	100	100
27	25	57/60 (95%)	55 (96%)	2 (4%)	0	100	100
28	16	51/54 (94%)	49 (96%)	2 (4%)	0	100	100
28	26	51/54 (94%)	48 (94%)	3 (6%)	0	100	100
29	17	46/49 (94%)	46 (100%)	0	0	100	100
29	27	46/49 (94%)	46 (100%)	0	0	100	100
30	18	62/65 (95%)	62 (100%)	0	0	100	100
30	28	62/65 (95%)	61 (98%)	1 (2%)	0	100	100
31	19	35/37 (95%)	35 (100%)	0	0	100	100
31	29	35/37 (95%)	35 (100%)	0	0	100	100
33	1b	229/256 (90%)	202 (88%)	22 (10%)	5 (2%)	5	10
33	2b	229/256 (90%)	204 (89%)	20 (9%)	5 (2%)	5	10
34	1c	204/239 (85%)	183 (90%)	19 (9%)	2 (1%)	12	28
34	2c	204/239 (85%)	187 (92%)	16 (8%)	1 (0%)	24	46
35	1d	206/209 (99%)	197 (96%)	8 (4%)	1 (0%)	24	46

Continued on next page...

Continued from previous page...

Mol	Chain	Analysed	Favoured	Allowed	Outliers	Percentiles	
35	2d	206/209 (99%)	196 (95%)	9 (4%)	1 (0%)	24	46
36	1e	146/162 (90%)	138 (94%)	4 (3%)	4 (3%)	4	7
36	2e	146/162 (90%)	135 (92%)	10 (7%)	1 (1%)	18	38
37	1f	98/101 (97%)	94 (96%)	4 (4%)	0	100	100
37	2f	98/101 (97%)	95 (97%)	3 (3%)	0	100	100
38	1g	153/156 (98%)	144 (94%)	5 (3%)	4 (3%)	4	7
38	2g	153/156 (98%)	141 (92%)	8 (5%)	4 (3%)	4	7
39	1h	135/138 (98%)	131 (97%)	4 (3%)	0	100	100
39	2h	135/138 (98%)	127 (94%)	7 (5%)	1 (1%)	18	38
40	1i	125/128 (98%)	111 (89%)	14 (11%)	0	100	100
40	2i	125/128 (98%)	116 (93%)	8 (6%)	1 (1%)	16	34
41	1j	95/105 (90%)	85 (90%)	6 (6%)	4 (4%)	2	3
41	2j	94/105 (90%)	82 (87%)	7 (7%)	5 (5%)	1	1
42	1k	112/129 (87%)	108 (96%)	3 (3%)	1 (1%)	14	30
42	2k	112/129 (87%)	103 (92%)	7 (6%)	2 (2%)	6	14
43	1l	119/132 (90%)	117 (98%)	2 (2%)	0	100	100
43	2l	119/132 (90%)	112 (94%)	7 (6%)	0	100	100
44	1m	121/126 (96%)	112 (93%)	9 (7%)	0	100	100
44	2m	120/126 (95%)	113 (94%)	7 (6%)	0	100	100
45	1n	58/61 (95%)	55 (95%)	3 (5%)	0	100	100
45	2n	58/61 (95%)	55 (95%)	3 (5%)	0	100	100
46	1o	86/89 (97%)	83 (96%)	3 (4%)	0	100	100
46	2o	86/89 (97%)	84 (98%)	2 (2%)	0	100	100
47	1p	80/88 (91%)	76 (95%)	4 (5%)	0	100	100
47	2p	80/88 (91%)	76 (95%)	4 (5%)	0	100	100
48	1q	97/105 (92%)	92 (95%)	5 (5%)	0	100	100
48	2q	97/105 (92%)	90 (93%)	7 (7%)	0	100	100
49	1r	66/88 (75%)	64 (97%)	2 (3%)	0	100	100
49	2r	66/88 (75%)	65 (98%)	1 (2%)	0	100	100
50	1s	81/93 (87%)	71 (88%)	9 (11%)	1 (1%)	10	23
50	2s	81/93 (87%)	70 (86%)	10 (12%)	1 (1%)	10	23

Continued on next page...

Continued from previous page...

Mol	Chain	Analysed	Favoured	Allowed	Outliers	Percentiles	
51	1t	94/106 (89%)	86 (92%)	5 (5%)	3 (3%)	3	5
51	2t	94/106 (89%)	86 (92%)	3 (3%)	5 (5%)	1	1
52	1u	21/27 (78%)	18 (86%)	3 (14%)	0	100	100
52	2u	21/27 (78%)	20 (95%)	1 (5%)	0	100	100
56	A	5/9 (56%)	3 (60%)	1 (20%)	1 (20%)	0	0
56	B	4/9 (44%)	2 (50%)	2 (50%)	0	100	100
56	C	5/9 (56%)	1 (20%)	2 (40%)	2 (40%)	0	0
All	All	11384/12155 (94%)	10713 (94%)	575 (5%)	96 (1%)	16	34

5 of 96 Ramachandran outliers are listed below:

Mol	Chain	Res	Type
5	1F	130	ALA
26	14	65	ASP
5	2F	130	ALA
6	2G	52	ILE
17	2V	79	VAL

5.3.2 Protein sidechains [i](#)

In the following table, the Percentiles column shows the percent sidechain outliers of the chain as a percentile score with respect to all X-ray entries followed by that with respect to entries of similar resolution.

The Analysed column shows the number of residues for which the sidechain conformation was analysed, and the total number of residues.

Mol	Chain	Analysed	Rotameric	Outliers	Percentiles	
3	1D	215/218 (99%)	205 (95%)	10 (5%)	23	48
3	2D	215/218 (99%)	206 (96%)	9 (4%)	26	52
4	1E	164/166 (99%)	149 (91%)	15 (9%)	9	19
4	2E	164/166 (99%)	152 (93%)	12 (7%)	13	29
5	1F	160/166 (96%)	148 (92%)	12 (8%)	12	28
5	2F	159/166 (96%)	155 (98%)	4 (2%)	42	69
6	1G	143/156 (92%)	136 (95%)	7 (5%)	22	47
6	2G	143/156 (92%)	139 (97%)	4 (3%)	38	66
7	1H	144/148 (97%)	141 (98%)	3 (2%)	47	73

Continued on next page...

Continued from previous page...

Mol	Chain	Analysed	Rotameric	Outliers	Percentiles	
7	2H	144/148 (97%)	142 (99%)	2 (1%)	59	81
8	1I	113/124 (91%)	110 (97%)	3 (3%)	39	67
8	2I	105/124 (85%)	102 (97%)	3 (3%)	37	65
9	1N	118/119 (99%)	108 (92%)	10 (8%)	10	22
9	2N	118/119 (99%)	112 (95%)	6 (5%)	21	45
10	1O	100/100 (100%)	96 (96%)	4 (4%)	28	55
10	2O	100/100 (100%)	99 (99%)	1 (1%)	68	86
11	1P	115/116 (99%)	110 (96%)	5 (4%)	26	51
11	2P	115/116 (99%)	114 (99%)	1 (1%)	70	87
12	1Q	111/111 (100%)	109 (98%)	2 (2%)	51	76
12	2Q	111/111 (100%)	109 (98%)	2 (2%)	51	76
13	1R	101/101 (100%)	89 (88%)	12 (12%)	5	10
13	2R	101/101 (100%)	94 (93%)	7 (7%)	14	32
14	1S	86/88 (98%)	79 (92%)	7 (8%)	11	24
14	2S	85/88 (97%)	83 (98%)	2 (2%)	43	70
15	1T	115/127 (91%)	111 (96%)	4 (4%)	32	59
15	2T	113/127 (89%)	111 (98%)	2 (2%)	51	76
16	1U	93/94 (99%)	87 (94%)	6 (6%)	15	35
16	2U	93/94 (99%)	90 (97%)	3 (3%)	34	62
17	1V	80/82 (98%)	73 (91%)	7 (9%)	9	21
17	2V	80/82 (98%)	75 (94%)	5 (6%)	16	36
18	1W	90/92 (98%)	83 (92%)	7 (8%)	11	26
18	2W	90/92 (98%)	86 (96%)	4 (4%)	25	50
19	1X	77/78 (99%)	76 (99%)	1 (1%)	61	82
19	2X	77/78 (99%)	77 (100%)	0	100	100
20	1Y	85/91 (93%)	80 (94%)	5 (6%)	18	38
20	2Y	85/91 (93%)	82 (96%)	3 (4%)	32	59
21	1Z	135/179 (75%)	132 (98%)	3 (2%)	45	72
21	2Z	137/179 (76%)	134 (98%)	3 (2%)	45	72
22	10	65/67 (97%)	63 (97%)	2 (3%)	35	63
22	20	65/67 (97%)	64 (98%)	1 (2%)	57	80

Continued on next page...

Continued from previous page...

Mol	Chain	Analysed	Rotameric	Outliers	Percentiles	
23	11	80/83 (96%)	78 (98%)	2 (2%)	42	69
23	21	80/83 (96%)	78 (98%)	2 (2%)	42	69
24	12	65/67 (97%)	65 (100%)	0	100	100
24	22	65/67 (97%)	65 (100%)	0	100	100
25	13	51/52 (98%)	48 (94%)	3 (6%)	18	38
25	23	50/52 (96%)	50 (100%)	0	100	100
26	14	59/63 (94%)	56 (95%)	3 (5%)	21	45
26	24	53/63 (84%)	49 (92%)	4 (8%)	12	28
27	15	50/52 (96%)	46 (92%)	4 (8%)	11	25
27	25	50/52 (96%)	47 (94%)	3 (6%)	17	37
28	16	51/52 (98%)	46 (90%)	5 (10%)	7	17
28	26	50/52 (96%)	48 (96%)	2 (4%)	28	55
29	17	41/42 (98%)	39 (95%)	2 (5%)	22	47
29	27	41/42 (98%)	40 (98%)	1 (2%)	43	70
30	18	54/55 (98%)	51 (94%)	3 (6%)	19	40
30	28	54/55 (98%)	53 (98%)	1 (2%)	50	75
31	19	34/34 (100%)	33 (97%)	1 (3%)	37	65
31	29	34/34 (100%)	32 (94%)	2 (6%)	18	38
33	1b	192/220 (87%)	189 (98%)	3 (2%)	55	79
33	2b	187/220 (85%)	184 (98%)	3 (2%)	55	79
34	1c	142/188 (76%)	136 (96%)	6 (4%)	26	52
34	2c	140/188 (74%)	140 (100%)	0	100	100
35	1d	169/181 (93%)	163 (96%)	6 (4%)	31	58
35	2d	173/181 (96%)	169 (98%)	4 (2%)	44	71
36	1e	113/123 (92%)	111 (98%)	2 (2%)	51	76
36	2e	114/123 (93%)	112 (98%)	2 (2%)	51	76
37	1f	84/90 (93%)	83 (99%)	1 (1%)	63	83
37	2f	85/90 (94%)	85 (100%)	0	100	100
38	1g	119/127 (94%)	119 (100%)	0	100	100
38	2g	120/127 (94%)	120 (100%)	0	100	100
39	1h	114/119 (96%)	110 (96%)	4 (4%)	32	59

Continued on next page...

Continued from previous page...

Mol	Chain	Analysed	Rotameric	Outliers	Percentiles	
39	2h	114/119 (96%)	111 (97%)	3 (3%)	40	68
40	1i	90/99 (91%)	88 (98%)	2 (2%)	45	72
40	2i	89/99 (90%)	87 (98%)	2 (2%)	45	72
41	1j	66/92 (72%)	65 (98%)	1 (2%)	57	80
41	2j	69/92 (75%)	68 (99%)	1 (1%)	59	81
42	1k	82/99 (83%)	81 (99%)	1 (1%)	63	83
42	2k	83/99 (84%)	81 (98%)	2 (2%)	43	70
43	1l	96/108 (89%)	93 (97%)	3 (3%)	35	63
43	2l	96/108 (89%)	94 (98%)	2 (2%)	47	73
44	1m	93/101 (92%)	92 (99%)	1 (1%)	65	84
44	2m	92/101 (91%)	92 (100%)	0	100	100
45	1n	49/50 (98%)	46 (94%)	3 (6%)	17	37
45	2n	49/50 (98%)	47 (96%)	2 (4%)	27	54
46	1o	78/80 (98%)	77 (99%)	1 (1%)	61	82
46	2o	78/80 (98%)	76 (97%)	2 (3%)	40	68
47	1p	69/74 (93%)	64 (93%)	5 (7%)	13	30
47	2p	68/74 (92%)	61 (90%)	7 (10%)	7	15
48	1q	94/97 (97%)	93 (99%)	1 (1%)	65	84
48	2q	94/97 (97%)	94 (100%)	0	100	100
49	1r	59/77 (77%)	59 (100%)	0	100	100
49	2r	59/77 (77%)	59 (100%)	0	100	100
50	1s	69/80 (86%)	68 (99%)	1 (1%)	59	81
50	2s	67/80 (84%)	66 (98%)	1 (2%)	57	80
51	1t	70/82 (85%)	68 (97%)	2 (3%)	37	65
51	2t	70/82 (85%)	70 (100%)	0	100	100
52	1u	18/22 (82%)	18 (100%)	0	100	100
52	2u	18/22 (82%)	18 (100%)	0	100	100
56	A	4/4 (100%)	2 (50%)	2 (50%)	0	0
56	B	3/4 (75%)	2 (67%)	1 (33%)	0	0
56	C	4/4 (100%)	3 (75%)	1 (25%)	0	1
All	All	9314/10076 (92%)	8999 (97%)	315 (3%)	32	60

5 of 315 residues with a non-rotameric sidechain are listed below:

Mol	Chain	Res	Type
10	2O	98	VAL
35	2d	194	LEU
13	2R	65	LEU
20	2Y	85	VAL
45	2n	33	VAL

Sometimes sidechains can be flipped to improve hydrogen bonding and reduce clashes. 5 of 118 such sidechains are listed below:

Mol	Chain	Res	Type
50	1s	69	HIS
42	2k	93	GLN
8	2I	105	HIS
41	2j	56	HIS
35	2d	161	ASN

5.3.3 RNA [i](#)

Mol	Chain	Analysed	Backbone Outliers	Pucker Outliers
1	1A	2864/2915 (98%)	411 (14%)	29 (1%)
1	2A	2791/2915 (95%)	468 (16%)	22 (0%)
2	1B	120/121 (99%)	7 (5%)	1 (0%)
2	2B	118/121 (97%)	24 (20%)	0
32	1a	1497/1521 (98%)	237 (15%)	0
32	2a	1501/1521 (98%)	249 (16%)	0
53	1v	12/27 (44%)	2 (16%)	0
53	2v	12/27 (44%)	2 (16%)	0
54	1w	70/76 (92%)	23 (32%)	0
54	1y	72/76 (94%)	25 (34%)	0
54	2w	70/76 (92%)	23 (32%)	0
54	2y	71/76 (93%)	32 (45%)	0
55	1x	75/77 (97%)	12 (16%)	0
55	2x	75/77 (97%)	12 (16%)	0
All	All	9348/9626 (97%)	1527 (16%)	52 (0%)

5 of 1527 RNA backbone outliers are listed below:

Mol	Chain	Res	Type
1	1A	12	U
1	1A	13	A
1	1A	34	C

Continued on next page...

Continued from previous page...

Mol	Chain	Res	Type
1	1A	45	C
1	1A	54	G

5 of 52 RNA pucker outliers are listed below:

Mol	Chain	Res	Type
1	1A	2451	A
1	2A	271(M)	G
1	2A	1992	G
2	1B	1	U
1	2A	228	A

5.4 Non-standard residues in protein, DNA, RNA chains [i](#)

88 non-standard protein/DNA/RNA residues are modelled in this entry.

In the following table, the Counts columns list the number of bonds (or angles) for which Mogul statistics could be retrieved, the number of bonds (or angles) that are observed in the model and the number of bonds (or angles) that are defined in the Chemical Component Dictionary. The Link column lists molecule types, if any, to which the group is linked. The Z score for a bond length (or angle) is the number of standard deviations the observed value is removed from the expected value. A bond length (or angle) with $|Z| > 2$ is considered an outlier worth inspection. RMSZ is the root-mean-square of all Z scores of the bond lengths (or angles).

Mol	Type	Chain	Res	Link	Bond lengths			Bond angles		
					Counts	RMSZ	# Z > 2	Counts	RMSZ	# Z > 2
55	4SU	2x	8	55	18,21,22	2.00	5 (27%)	25,30,33	1.35	5 (20%)
55	4SU	1x	8	55	18,21,22	2.17	4 (22%)	25,30,33	1.61	6 (24%)
43	0TD	2l	92	43	8,9,10	4.65	1 (12%)	6,11,13	7.24	3 (50%)
32	MA6	1a	1518	32	23,26,27	1.56	5 (21%)	33,38,41	2.18	11 (33%)
32	5MC	2a	1400	32	19,22,23	1.71	3 (15%)	26,32,35	1.18	3 (11%)
56	IAR	B	7	56	10,11,11	1.88	2 (20%)	7,13,13	2.18	2 (28%)
55	5MU	1x	54	55,57	19,22,23	1.45	5 (26%)	27,32,35	1.86	6 (22%)
56	EUP	C	2	56	4,7,8	0.52	0	4,8,10	1.44	1 (25%)
32	5MC	2a	1404	32	19,22,23	1.77	3 (15%)	26,32,35	1.21	3 (11%)
55	5MC	2x	32	55	19,22,23	1.66	3 (15%)	26,32,35	1.21	3 (11%)
1	5MU	2A	1915	1	19,22,23	1.44	4 (21%)	27,32,35	2.05	6 (22%)
54	CM0	1w	34	54	21,26,27	1.11	2 (9%)	26,37,40	1.88	5 (19%)
32	5MC	1a	967	32	19,22,23	1.51	3 (15%)	26,32,35	1.09	3 (11%)
54	CM0	2w	34	54	21,26,27	1.16	2 (9%)	26,37,40	1.77	5 (19%)

Mol	Type	Chain	Res	Link	Bond lengths			Bond angles		
					Counts	RMSZ	# Z > 2	Counts	RMSZ	# Z > 2
1	OMG	1A	2263	55,57,1	23,26,27	1.24	3 (13%)	32,38,41	2.03	6 (18%)
54	4SU	2y	8	54	18,21,22	1.70	4 (22%)	25,30,33	2.21	5 (20%)
1	PSU	2A	2605	1	18,21,22	1.35	2 (11%)	21,30,33	1.94	4 (19%)
54	6MZ	1y	37	54	22,25,26	1.58	3 (13%)	29,36,39	2.19	10 (34%)
1	5MC	1A	1984	57,1	19,22,23	1.67	3 (15%)	26,32,35	1.12	1 (3%)
1	5MU	1A	1937	1	19,22,23	1.42	5 (26%)	27,32,35	2.11	7 (25%)
1	2MA	2A	2503	1	22,25,26	1.48	4 (18%)	32,37,40	2.29	8 (25%)
1	PSU	2A	1917	1	18,21,22	1.40	2 (11%)	21,30,33	2.12	4 (19%)
1	5MC	2A	1942	1	19,22,23	1.62	3 (15%)	26,32,35	1.15	2 (7%)
1	OMG	2A	2251	55,57,1	23,26,27	1.20	3 (13%)	32,38,41	1.93	6 (18%)
54	4SU	1w	8	54	18,21,22	1.78	4 (22%)	25,30,33	2.07	5 (20%)
1	2MU	1A	2564	1	19,22,24	1.19	3 (15%)	25,31,36	1.98	6 (24%)
1	4OC	1A	1942	1	19,22,24	0.80	0	25,31,35	0.97	1 (4%)
32	MA6	2a	1518	32	23,26,27	1.61	4 (17%)	33,38,41	2.30	13 (39%)
32	M2G	2a	966	32	24,27,28	1.33	4 (16%)	33,40,43	1.94	6 (18%)
54	5MU	1y	54	54	19,22,23	1.45	5 (26%)	27,32,35	2.12	6 (22%)
32	5MC	1a	1400	32	19,22,23	1.70	3 (15%)	26,32,35	1.16	2 (7%)
54	CM0	2y	34	54	21,26,27	1.21	3 (14%)	26,37,40	1.84	4 (15%)
32	5MC	2a	1407	32,57	19,22,23	1.65	3 (15%)	26,32,35	1.15	3 (11%)
32	UR3	2a	1498	32	19,22,23	1.07	2 (10%)	26,32,35	1.61	4 (15%)
32	2MG	1a	1207	32	23,26,27	1.23	2 (8%)	33,38,41	2.27	9 (27%)
1	2MU	2A	2552	57,1	19,22,24	1.29	3 (15%)	25,31,36	1.84	6 (24%)
54	4SU	2w	8	54	18,21,22	1.74	4 (22%)	25,30,33	2.43	5 (20%)
56	EUP	A	2	56	4,7,8	0.55	0	4,8,10	1.00	0
54	7MG	2w	46	54	23,26,27	1.38	4 (17%)	27,39,42	2.54	7 (25%)
32	5MC	1a	1404	32	19,22,23	1.48	3 (15%)	26,32,35	1.03	2 (7%)
1	5MC	1A	1964	1	19,22,23	1.54	3 (15%)	26,32,35	1.09	2 (7%)
54	PSU	2y	55	54	18,21,22	1.39	2 (11%)	21,30,33	2.01	3 (14%)
32	4OC	1a	1402	32	20,23,24	0.74	0	25,32,35	0.99	2 (8%)
32	UR3	1a	1498	32	19,22,23	1.05	2 (10%)	26,32,35	1.80	4 (15%)
32	5MC	2a	967	32	19,22,23	1.79	3 (15%)	26,32,35	1.15	2 (7%)
32	7MG	1a	527	32,57	23,26,27	1.40	3 (13%)	27,39,42	2.54	6 (22%)
55	5MU	2x	54	55	19,22,23	1.43	4 (21%)	27,32,35	2.10	6 (22%)
56	ORD	C	5	56	6,7,8	1.23	1 (16%)	2,7,9	0.78	0
56	ORD	B	3	56	6,7,8	0.52	0	2,7,9	0.49	0

Mol	Type	Chain	Res	Link	Bond lengths			Bond angles		
					Counts	RMSZ	# Z > 2	Counts	RMSZ	# Z > 2
32	7MG	2a	527	32,57	23,26,27	1.34	4 (17%)	27,39,42	2.54	6 (22%)
1	PSU	1A	1933	1	18,21,22	1.38	3 (16%)	21,30,33	2.01	4 (19%)
1	PSU	1A	2617	1	18,21,22	1.39	3 (16%)	21,30,33	2.16	5 (23%)
1	4OC	2A	1920	1	19,22,24	0.78	0	25,31,35	1.03	1 (4%)
56	IAR	C	9	56	10,11,11	1.81	2 (20%)	7,13,13	1.64	2 (28%)
54	6MZ	2y	37	54,32	22,25,26	1.59	4 (18%)	29,36,39	2.16	9 (31%)
55	PSU	1x	55	55	18,21,22	1.33	2 (11%)	21,30,33	2.11	4 (19%)
54	7MG	1y	46	54	23,26,27	1.42	3 (13%)	27,39,42	2.69	6 (22%)
1	2MA	1A	2515	57,1	22,25,26	1.41	4 (18%)	32,37,40	2.33	8 (25%)
32	PSU	1a	516	32	18,21,22	1.40	2 (11%)	21,30,33	2.04	5 (23%)
55	5MC	1x	32	55	19,22,23	1.69	3 (15%)	26,32,35	1.31	3 (11%)
32	5MC	1a	1407	32	19,22,23	1.68	3 (15%)	26,32,35	1.18	3 (11%)
54	5MU	2w	54	54	19,22,23	1.41	4 (21%)	27,32,35	1.94	6 (22%)
54	5MU	1w	54	54	19,22,23	1.37	5 (26%)	27,32,35	2.21	6 (22%)
54	6MZ	1w	37	54	22,25,26	1.54	5 (22%)	29,36,39	2.14	9 (31%)
32	MA6	2a	1519	32	23,26,27	1.59	4 (17%)	33,38,41	2.27	12 (36%)
1	5MU	1A	1961	1	19,22,23	1.38	4 (21%)	27,32,35	2.25	6 (22%)
54	7MG	2y	46	54	23,26,27	1.39	3 (13%)	27,39,42	2.71	6 (22%)
56	IAR	A	9	56	10,11,11	1.86	3 (30%)	7,13,13	2.78	1 (14%)
1	5MU	2A	1939	1	19,22,23	1.39	5 (26%)	27,32,35	2.42	6 (22%)
32	2MG	2a	1207	32	23,26,27	1.26	3 (13%)	33,38,41	2.19	7 (21%)
54	PSU	1y	55	54	18,21,22	1.33	2 (11%)	21,30,33	2.09	4 (19%)
43	0TD	1l	92	43	8,9,10	4.59	1 (12%)	6,11,13	5.05	2 (33%)
32	PSU	2a	516	32,57	18,21,22	1.35	2 (11%)	21,30,33	2.02	5 (23%)
54	4SU	1y	8	54	18,21,22	1.85	4 (22%)	25,30,33	1.98	5 (20%)
54	7MG	1w	46	54	23,26,27	1.37	3 (13%)	27,39,42	2.59	7 (25%)
1	PSU	2A	1911	1	18,21,22	1.36	2 (11%)	21,30,33	1.99	3 (14%)
56	ORD	A	5	56	6,7,8	0.50	0	2,7,9	0.61	0
1	5MC	2A	1962	57,1	19,22,23	1.63	3 (15%)	26,32,35	1.23	2 (7%)
54	CM0	1y	34	54	21,26,27	1.25	3 (14%)	26,37,40	2.19	5 (19%)
32	MA6	1a	1519	32	23,26,27	1.60	4 (17%)	33,38,41	2.29	11 (33%)
54	5MU	2y	54	54	19,22,23	1.44	5 (26%)	27,32,35	2.15	6 (22%)
32	4OC	2a	1402	32,57	20,23,24	0.79	0	25,32,35	1.08	3 (12%)
1	PSU	1A	1939	1	18,21,22	1.40	2 (11%)	21,30,33	1.88	4 (19%)
32	M2G	1a	966	32	24,27,28	1.32	4 (16%)	33,40,43	1.92	5 (15%)

Mol	Type	Chain	Res	Link	Bond lengths			Bond angles		
					Counts	RMSZ	# Z > 2	Counts	RMSZ	# Z > 2
54	PSU	1w	55	54	18,21,22	1.39	1 (5%)	21,30,33	1.95	4 (19%)
54	6MZ	2w	37	54	22,25,26	1.55	4 (18%)	29,36,39	2.19	9 (31%)
54	PSU	2w	55	54	18,21,22	1.41	2 (11%)	21,30,33	1.95	4 (19%)
55	PSU	2x	55	55	18,21,22	1.36	2 (11%)	21,30,33	2.12	5 (23%)

In the following table, the Chirals column lists the number of chiral outliers, the number of chiral centers analysed, the number of these observed in the model and the number defined in the Chemical Component Dictionary. Similar counts are reported in the Torsion and Rings columns. '-' means no outliers of that kind were identified.

Mol	Type	Chain	Res	Link	Chirals	Torsions	Rings
55	4SU	2x	8	55	-	0/7/25/26	0/2/2/2
55	4SU	1x	8	55	-	0/7/25/26	0/2/2/2
43	0TD	2l	92	43	-	2/7/12/14	-
32	MA6	1a	1518	32	-	2/11/29/30	0/3/3/3
32	5MC	2a	1400	32	-	0/7/25/26	0/2/2/2
56	IAR	B	7	56	-	2/8/11/11	-
55	5MU	1x	54	55,57	-	0/7/25/26	0/2/2/2
56	EUP	C	2	56	-	3/7/8/10	-
32	5MC	2a	1404	32	-	0/7/25/26	0/2/2/2
55	5MC	2x	32	55	-	0/7/25/26	0/2/2/2
1	5MU	2A	1915	1	-	0/7/25/26	0/2/2/2
54	CM0	1w	34	54	-	7/12/30/31	0/2/2/2
32	5MC	1a	967	32	-	2/7/25/26	0/2/2/2
54	CM0	2w	34	54	-	7/12/30/31	0/2/2/2
1	OMG	1A	2263	55,57,1	-	1/9/27/28	0/3/3/3
54	4SU	2y	8	54	-	1/7/25/26	0/2/2/2
1	PSU	2A	2605	1	-	0/7/25/26	0/2/2/2
54	6MZ	1y	37	54	-	0/9/27/28	0/3/3/3
1	5MC	1A	1984	57,1	-	0/7/25/26	0/2/2/2
1	5MU	1A	1937	1	-	0/7/25/26	0/2/2/2
1	2MA	2A	2503	1	-	1/7/25/26	0/3/3/3
1	PSU	2A	1917	1	-	1/7/25/26	0/2/2/2
1	5MC	2A	1942	1	-	0/7/25/26	0/2/2/2
1	OMG	2A	2251	55,57,1	-	0/9/27/28	0/3/3/3
54	4SU	1w	8	54	-	0/7/25/26	0/2/2/2
1	2MU	1A	2564	1	-	0/9/27/28	0/2/2/2
1	4OC	1A	1942	1	-	1/9/27/30	0/2/2/2
32	MA6	2a	1518	32	-	2/11/29/30	0/3/3/3
32	M2G	2a	966	32	-	0/11/29/30	0/3/3/3

Continued on next page...

Continued from previous page...

Mol	Type	Chain	Res	Link	Chirals	Torsions	Rings
54	5MU	1y	54	54	-	2/7/25/26	0/2/2/2
32	5MC	1a	1400	32	-	2/7/25/26	0/2/2/2
54	CM0	2y	34	54	-	3/12/30/31	0/2/2/2
32	5MC	2a	1407	32,57	-	0/7/25/26	0/2/2/2
32	UR3	2a	1498	32	-	0/7/25/26	0/2/2/2
32	2MG	1a	1207	32	-	0/9/27/28	0/3/3/3
1	2MU	2A	2552	57,1	-	0/9/27/28	0/2/2/2
54	4SU	2w	8	54	-	0/7/25/26	0/2/2/2
56	EUP	A	2	56	-	1/7/8/10	-
54	7MG	2w	46	54	-	2/7/37/38	0/3/3/3
32	5MC	1a	1404	32	-	0/7/25/26	0/2/2/2
1	5MC	1A	1964	1	-	0/7/25/26	0/2/2/2
54	PSU	2y	55	54	-	1/7/25/26	0/2/2/2
32	4OC	1a	1402	32	-	1/9/29/30	0/2/2/2
32	UR3	1a	1498	32	-	0/7/25/26	0/2/2/2
32	5MC	2a	967	32	-	0/7/25/26	0/2/2/2
32	7MG	1a	527	32,57	-	3/7/37/38	0/3/3/3
55	5MU	2x	54	55	-	0/7/25/26	0/2/2/2
56	ORD	C	5	56	-	3/5/6/8	-
56	ORD	B	3	56	-	4/5/6/8	-
32	7MG	2a	527	32,57	-	3/7/37/38	0/3/3/3
1	PSU	1A	1933	1	-	0/7/25/26	0/2/2/2
1	PSU	1A	2617	1	-	0/7/25/26	0/2/2/2
1	4OC	2A	1920	1	-	1/9/27/30	0/2/2/2
56	IAR	C	9	56	-	2/8/11/11	-
54	6MZ	2y	37	54,32	-	1/9/27/28	0/3/3/3
55	PSU	1x	55	55	-	0/7/25/26	0/2/2/2
54	7MG	1y	46	54	-	5/7/37/38	0/3/3/3
1	2MA	1A	2515	57,1	-	1/7/25/26	0/3/3/3
32	PSU	1a	516	32	-	0/7/25/26	0/2/2/2
55	5MC	1x	32	55	-	0/7/25/26	0/2/2/2
32	5MC	1a	1407	32	-	0/7/25/26	0/2/2/2
54	5MU	2w	54	54	-	0/7/25/26	0/2/2/2
54	5MU	1w	54	54	-	0/7/25/26	0/2/2/2
54	6MZ	1w	37	54	-	0/9/27/28	0/3/3/3
32	MA6	2a	1519	32	-	4/11/29/30	0/3/3/3
1	5MU	1A	1961	1	-	0/7/25/26	0/2/2/2
54	7MG	2y	46	54	-	2/7/37/38	0/3/3/3
56	IAR	A	9	56	-	2/8/11/11	-

Continued on next page...

Continued from previous page...

Mol	Type	Chain	Res	Link	Chirals	Torsions	Rings
1	5MU	2A	1939	1	-	0/7/25/26	0/2/2/2
32	2MG	2a	1207	32	-	2/9/27/28	0/3/3/3
54	PSU	1y	55	54	-	0/7/25/26	0/2/2/2
43	0TD	1l	92	43	-	1/7/12/14	-
32	PSU	2a	516	32,57	-	0/7/25/26	0/2/2/2
54	4SU	1y	8	54	-	1/7/25/26	0/2/2/2
54	7MG	1w	46	54	-	2/7/37/38	0/3/3/3
1	PSU	2A	1911	1	-	0/7/25/26	0/2/2/2
56	ORD	A	5	56	-	2/5/6/8	-
1	5MC	2A	1962	57,1	-	0/7/25/26	0/2/2/2
54	CM0	1y	34	54	-	2/12/30/31	0/2/2/2
32	MA6	1a	1519	32	-	4/11/29/30	0/3/3/3
54	5MU	2y	54	54	-	2/7/25/26	0/2/2/2
32	4OC	2a	1402	32,57	-	3/9/29/30	0/2/2/2
1	PSU	1A	1939	1	-	0/7/25/26	0/2/2/2
32	M2G	1a	966	32	-	0/11/29/30	0/3/3/3
54	PSU	1w	55	54	-	0/7/25/26	0/2/2/2
54	6MZ	2w	37	54	-	0/9/27/28	0/3/3/3
54	PSU	2w	55	54	-	0/7/25/26	0/2/2/2
55	PSU	2x	55	55	-	0/7/25/26	0/2/2/2

The worst 5 of 252 bond length outliers are listed below:

Mol	Chain	Res	Type	Atoms	Z	Observed(Å)	Ideal(Å)
43	2l	92	0TD	CB-SB	-12.82	1.69	1.82
43	1l	92	0TD	CB-SB	-12.57	1.69	1.82
32	2a	967	5MC	C5-C4	6.71	1.49	1.44
32	2a	1404	5MC	C5-C4	6.63	1.49	1.44
32	2a	1400	5MC	C5-C4	6.33	1.48	1.44

The worst 5 of 418 bond angle outliers are listed below:

Mol	Chain	Res	Type	Atoms	Z	Observed(°)	Ideal(°)
43	2l	92	0TD	CSB-SB-CB	-17.23	71.40	102.36
43	1l	92	0TD	CSB-SB-CB	-11.72	81.30	102.36
54	1y	46	7MG	N9-C4-N3	9.67	139.64	125.46
54	2y	46	7MG	N9-C4-N3	9.61	139.54	125.46
54	1w	46	7MG	N9-C4-N3	8.64	138.11	125.46

There are no chirality outliers.

5 of 94 torsion outliers are listed below:

Mol	Chain	Res	Type	Atoms
1	1A	2263	OMG	C1'-C2'-O2'-CM2
32	1a	967	5MC	O4'-C4'-C5'-O5'
32	1a	1400	5MC	O4'-C4'-C5'-O5'
32	1a	1519	MA6	O4'-C4'-C5'-O5'
32	2a	1402	4OC	O4'-C4'-C5'-O5'

There are no ring outliers.

41 monomers are involved in 64 short contacts:

Mol	Chain	Res	Type	Clashes	Symm-Clashes
55	2x	8	4SU	1	0
55	1x	8	4SU	3	0
43	2l	92	0TD	1	0
32	1a	1518	MA6	2	0
56	B	7	IAR	1	0
54	2y	8	4SU	1	0
54	1y	37	6MZ	2	0
1	2A	2503	2MA	1	0
1	1A	2564	2MU	1	0
32	2a	1518	MA6	3	0
54	1y	54	5MU	2	0
32	1a	1400	5MC	1	0
54	2y	34	CM0	1	0
32	1a	1207	2MG	1	0
1	2A	2552	2MU	2	0
56	A	2	EUP	1	0
54	2w	46	7MG	1	0
54	2y	55	PSU	1	0
32	1a	1402	4OC	2	0
32	2a	967	5MC	1	0
55	2x	54	5MU	1	0
56	C	5	ORD	2	0
56	B	3	ORD	2	0
56	C	9	IAR	3	0
54	2y	37	6MZ	3	0
54	2w	54	5MU	2	0
54	1w	54	5MU	3	0
32	2a	1519	MA6	2	0
1	1A	1961	5MU	1	0
54	2y	46	7MG	1	0
56	A	9	IAR	3	0

Continued on next page...

Continued from previous page...

Mol	Chain	Res	Type	Clashes	Symm-Clashes
1	2A	1939	5MU	2	0
32	2a	1207	2MG	1	0
54	1y	55	PSU	3	0
54	1y	8	4SU	1	0
54	1w	46	7MG	2	0
56	A	5	ORD	1	0
32	1a	1519	MA6	2	0
54	2y	54	5MU	1	0
32	2a	1402	4OC	2	0
32	1a	966	M2G	2	0

5.5 Carbohydrates [i](#)

There are no oligosaccharides in this entry.

5.6 Ligand geometry [i](#)

Of 2842 ligands modelled in this entry, 2840 are monoatomic - leaving 2 for Mogul analysis.

In the following table, the Counts columns list the number of bonds (or angles) for which Mogul statistics could be retrieved, the number of bonds (or angles) that are observed in the model and the number of bonds (or angles) that are defined in the Chemical Component Dictionary. The Link column lists molecule types, if any, to which the group is linked. The Z score for a bond length (or angle) is the number of standard deviations the observed value is removed from the expected value. A bond length (or angle) with $|Z| > 2$ is considered an outlier worth inspection. RMSZ is the root-mean-square of all Z scores of the bond lengths (or angles).

Mol	Type	Chain	Res	Link	Bond lengths			Bond angles		
					Counts	RMSZ	$\# Z > 2$	Counts	RMSZ	$\# Z > 2$
60	SF4	1d	501	35	0,12,12	-	-	-		
60	SF4	2d	501	35	0,12,12	-	-	-		

In the following table, the Chirals column lists the number of chiral outliers, the number of chiral centers analysed, the number of these observed in the model and the number defined in the Chemical Component Dictionary. Similar counts are reported in the Torsion and Rings columns. '-' means no outliers of that kind were identified.

Mol	Type	Chain	Res	Link	Chirals	Torsions	Rings
60	SF4	1d	501	35	-	-	0/6/5/5
60	SF4	2d	501	35	-	-	0/6/5/5

There are no bond length outliers.

There are no bond angle outliers.

There are no chirality outliers.

There are no torsion outliers.

There are no ring outliers.

No monomer is involved in short contacts.

5.7 Other polymers

There are no such residues in this entry.

5.8 Polymer linkage issues

There are no chain breaks in this entry.

6 Fit of model and data [i](#)

6.1 Protein, DNA and RNA chains [i](#)

In the following table, the column labelled '#RSRZ > 2' contains the number (and percentage) of RSRZ outliers, followed by percent RSRZ outliers for the chain as percentile scores relative to all X-ray entries and entries of similar resolution. The OWAB column contains the minimum, median, 95th percentile and maximum values of the occupancy-weighted average B-factor per residue. The column labelled 'Q < 0.9' lists the number of (and percentage) of residues with an average occupancy less than 0.9.

Mol	Chain	Analysed	<RSRZ>	#RSRZ > 2	OWAB(Å ²)	Q < 0.9
1	1A	2860/2915 (98%)	-0.54	129 (4%) 38 32	21, 37, 96, 109	0
1	2A	2789/2915 (95%)	0.05	117 (4%) 40 35	35, 60, 95, 109	0
2	1B	120/121 (99%)	-0.48	0 100 100	31, 51, 63, 88	0
2	2B	120/121 (99%)	1.08	7 (5%) 29 23	66, 83, 90, 101	0
3	1D	275/276 (99%)	-0.05	5 (1%) 67 63	23, 38, 54, 83	0
3	2D	275/276 (99%)	0.37	4 (1%) 72 68	32, 52, 66, 85	0
4	1E	204/206 (99%)	-0.06	2 (0%) 79 76	20, 41, 62, 80	0
4	2E	204/206 (99%)	0.33	3 (1%) 72 68	36, 61, 75, 89	0
5	1F	203/210 (96%)	-0.07	1 (0%) 87 85	21, 43, 70, 85	0
5	2F	203/210 (96%)	0.64	6 (2%) 52 47	37, 72, 84, 89	0
6	1G	181/182 (99%)	0.52	10 (5%) 30 25	42, 64, 78, 88	0
6	2G	181/182 (99%)	1.80	63 (34%) 1 1	77, 86, 92, 98	0
7	1H	174/180 (96%)	0.25	4 (2%) 61 55	39, 56, 69, 79	0
7	2H	174/180 (96%)	1.27	24 (13%) 6 5	72, 85, 93, 97	0
8	1I	146/148 (98%)	0.75	4 (2%) 56 50	43, 75, 85, 88	0
8	2I	146/148 (98%)	1.20	17 (11%) 9 7	56, 77, 87, 94	0
9	1N	140/140 (100%)	-0.21	0 100 100	28, 38, 65, 79	0
9	2N	140/140 (100%)	0.83	11 (7%) 18 14	50, 67, 81, 87	0
10	1O	122/122 (100%)	0.07	1 (0%) 82 80	30, 42, 58, 66	0
10	2O	122/122 (100%)	0.62	3 (2%) 58 52	45, 60, 72, 78	0
11	1P	149/150 (99%)	0.06	0 100 100	21, 48, 69, 80	0
11	2P	149/150 (99%)	0.62	7 (4%) 36 30	40, 71, 86, 91	0
12	1Q	141/141 (100%)	-0.04	1 (0%) 84 82	27, 43, 59, 79	0
12	2Q	141/141 (100%)	1.05	16 (11%) 10 8	48, 71, 81, 87	0

Continued on next page...

Continued from previous page...

Mol	Chain	Analysed	<RSRZ>	#RSRZ>2	OWAB(Å ²)	Q<0.9
13	1R	118/118 (100%)	-0.26	0 100 100	26, 35, 52, 62	0
13	2R	118/118 (100%)	0.30	1 (0%) 82 80	42, 56, 67, 75	0
14	1S	110/112 (98%)	0.10	1 (0%) 81 78	39, 51, 65, 68	0
14	2S	110/112 (98%)	1.34	16 (14%) 6 4	67, 78, 85, 91	0
15	1T	131/146 (89%)	0.28	10 (7%) 20 16	34, 45, 73, 83	0
15	2T	131/146 (89%)	0.58	2 (1%) 72 68	52, 63, 80, 85	0
16	1U	116/118 (98%)	-0.42	1 (0%) 81 78	22, 31, 46, 69	0
16	2U	116/118 (98%)	0.76	2 (1%) 69 64	48, 65, 80, 88	0
17	1V	101/101 (100%)	-0.29	1 (0%) 79 76	22, 41, 57, 71	0
17	2V	101/101 (100%)	0.94	8 (7%) 18 14	47, 76, 84, 88	0
18	1W	112/113 (99%)	-0.29	3 (2%) 56 50	24, 33, 55, 82	0
18	2W	112/113 (99%)	0.50	3 (2%) 56 50	43, 53, 71, 88	0
19	1X	95/96 (98%)	0.03	2 (2%) 63 58	28, 40, 58, 77	0
19	2X	95/96 (98%)	0.64	5 (5%) 32 26	45, 63, 79, 87	0
20	1Y	107/110 (97%)	0.29	1 (0%) 81 78	37, 52, 72, 81	0
20	2Y	107/110 (97%)	1.35	22 (20%) 2 2	64, 75, 84, 90	0
21	1Z	154/206 (74%)	0.84	20 (12%) 7 5	41, 67, 93, 100	0
21	2Z	160/206 (77%)	1.74	50 (31%) 1 1	70, 87, 98, 101	0
22	10	83/85 (97%)	0.17	5 (6%) 27 22	30, 40, 63, 78	0
22	20	83/85 (97%)	1.32	15 (18%) 3 3	45, 69, 82, 85	0
23	11	97/98 (98%)	0.22	2 (2%) 63 58	28, 47, 73, 77	0
23	21	97/98 (98%)	0.58	4 (4%) 41 36	40, 57, 78, 84	0
24	12	70/72 (97%)	0.36	4 (5%) 29 24	36, 51, 62, 78	0
24	22	70/72 (97%)	0.84	4 (5%) 29 24	62, 74, 81, 84	0
25	13	59/60 (98%)	-0.16	2 (3%) 48 42	28, 37, 65, 85	0
25	23	59/60 (98%)	0.76	3 (5%) 33 28	55, 69, 83, 92	0
26	14	69/71 (97%)	0.89	10 (14%) 6 4	59, 78, 94, 98	0
26	24	69/71 (97%)	2.07	30 (43%) 0 0	80, 91, 97, 98	0
27	15	59/60 (98%)	-0.32	1 (1%) 69 64	21, 32, 53, 63	0
27	25	59/60 (98%)	0.26	1 (1%) 69 64	38, 52, 72, 79	0
28	16	53/54 (98%)	0.01	1 (1%) 66 61	35, 44, 60, 63	0

Continued on next page...

Continued from previous page...

Mol	Chain	Analysed	<RSRZ>	#RSRZ>2	OWAB(Å ²)	Q<0.9
28	26	53/54 (98%)	0.88	0 100 100	55, 63, 74, 77	0
29	17	48/49 (97%)	-0.23	3 (6%) 26 20	23, 29, 55, 67	0
29	27	48/49 (97%)	0.17	3 (6%) 26 20	34, 42, 67, 76	0
30	18	64/65 (98%)	-0.12	1 (1%) 70 66	29, 35, 43, 58	0
30	28	64/65 (98%)	0.47	2 (3%) 51 45	51, 59, 66, 71	0
31	19	37/37 (100%)	-0.11	0 100 100	31, 42, 60, 62	0
31	29	37/37 (100%)	1.21	3 (8%) 18 14	62, 70, 82, 86	0
32	1a	1488/1521 (97%)	0.32	56 (3%) 44 38	36, 69, 95, 107	0
32	2a	1491/1521 (98%)	0.78	160 (10%) 11 9	50, 80, 99, 109	0
33	1b	231/256 (90%)	1.18	34 (14%) 6 4	66, 82, 93, 98	0
33	2b	231/256 (90%)	2.15	125 (54%) 0 0	76, 90, 96, 101	0
34	1c	206/239 (86%)	1.03	21 (10%) 12 9	64, 76, 85, 91	0
34	2c	206/239 (86%)	2.26	116 (56%) 0 0	79, 89, 94, 98	0
35	1d	208/209 (99%)	1.27	33 (15%) 5 4	59, 74, 85, 90	0
35	2d	208/209 (99%)	1.03	19 (9%) 15 11	63, 74, 83, 91	0
36	1e	148/162 (91%)	0.66	2 (1%) 73 69	51, 66, 77, 84	0
36	2e	148/162 (91%)	1.50	40 (27%) 1 1	72, 80, 88, 95	0
37	1f	100/101 (99%)	0.69	2 (2%) 65 60	57, 70, 79, 82	0
37	2f	100/101 (99%)	0.65	1 (1%) 79 76	64, 74, 84, 87	0
38	1g	155/156 (99%)	0.92	17 (10%) 10 8	64, 74, 87, 95	0
38	2g	155/156 (99%)	1.35	30 (19%) 3 2	75, 83, 91, 95	0
39	1h	137/138 (99%)	0.74	4 (2%) 53 48	58, 69, 76, 80	0
39	2h	137/138 (99%)	1.26	21 (15%) 5 4	70, 80, 86, 88	0
40	1i	127/128 (99%)	1.19	16 (12%) 8 6	58, 80, 89, 93	0
40	2i	127/128 (99%)	2.03	60 (47%) 0 0	78, 88, 94, 97	0
41	1j	97/105 (92%)	1.57	24 (24%) 2 1	60, 79, 91, 94	0
41	2j	96/105 (91%)	2.44	62 (64%) 0 0	81, 90, 97, 98	0
42	1k	114/129 (88%)	0.88	7 (6%) 27 22	43, 69, 79, 84	0
42	2k	114/129 (88%)	1.20	13 (11%) 10 7	58, 77, 85, 87	0
43	1l	121/132 (91%)	0.53	11 (9%) 15 11	50, 58, 71, 80	0
43	2l	121/132 (91%)	0.96	11 (9%) 15 11	62, 72, 79, 84	0

Continued on next page...

Continued from previous page...

Mol	Chain	Analysed	<RSRZ>	#RSRZ>2	OWAB(Å ²)	Q<0.9
44	1m	123/126 (97%)	0.90	14 (11%) 10 7	62, 75, 86, 94	0
44	2m	122/126 (96%)	2.30	62 (50%) 0 0	78, 88, 96, 102	0
45	1n	60/61 (98%)	1.34	11 (18%) 3 3	62, 72, 79, 81	0
45	2n	60/61 (98%)	2.63	43 (71%) 0 0	81, 89, 94, 97	0
46	1o	88/89 (98%)	0.69	3 (3%) 48 42	50, 67, 78, 83	0
46	2o	88/89 (98%)	1.02	8 (9%) 15 11	66, 76, 86, 91	0
47	1p	82/88 (93%)	1.80	30 (36%) 1 0	59, 74, 84, 86	0
47	2p	82/88 (93%)	1.05	7 (8%) 16 13	61, 71, 80, 83	0
48	1q	99/105 (94%)	0.82	2 (2%) 65 60	57, 70, 79, 84	0
48	2q	99/105 (94%)	1.09	11 (11%) 10 8	66, 76, 85, 86	0
49	1r	68/88 (77%)	0.76	5 (7%) 20 16	61, 70, 80, 86	0
49	2r	68/88 (77%)	0.68	2 (2%) 53 48	69, 76, 85, 89	0
50	1s	83/93 (89%)	0.99	6 (7%) 21 17	66, 76, 86, 90	0
50	2s	83/93 (89%)	2.65	60 (72%) 0 0	83, 91, 97, 99	0
51	1t	96/106 (90%)	1.35	18 (18%) 3 2	62, 73, 84, 89	0
51	2t	96/106 (90%)	0.97	12 (12%) 8 6	60, 73, 86, 89	0
52	1u	23/27 (85%)	1.15	2 (8%) 16 12	65, 69, 77, 80	0
52	2u	23/27 (85%)	2.67	16 (69%) 0 0	78, 86, 90, 91	0
53	1v	13/27 (48%)	1.03	4 (30%) 1 1	48, 67, 93, 102	0
53	2v	13/27 (48%)	2.09	6 (46%) 0 0	70, 91, 102, 110	0
54	1w	67/76 (88%)	1.66	24 (35%) 1 1	55, 96, 102, 106	0
54	1y	68/76 (89%)	1.92	33 (48%) 0 0	40, 98, 103, 108	0
54	2w	67/76 (88%)	1.94	25 (37%) 1 0	73, 100, 104, 108	0
54	2y	67/76 (88%)	2.26	46 (68%) 0 0	58, 101, 105, 106	0
55	1x	72/77 (93%)	0.40	2 (2%) 55 49	36, 71, 85, 93	0
55	2x	72/77 (93%)	0.92	5 (6%) 23 18	56, 85, 94, 98	0
56	A	6/9 (66%)	1.18	0 100 100	70, 73, 78, 79	0
56	B	5/9 (55%)	2.86	5 (100%) 0 0	70, 75, 79, 79	0
56	C	6/9 (66%)	4.06	6 (100%) 0 0	90, 91, 95, 97	0
All	All	20896/21781 (95%)	0.50	2030 (9%) 13 10	20, 67, 94, 110	0

The worst 5 of 2030 RSRZ outliers are listed below:

Mol	Chain	Res	Type	RSRZ
44	2m	124	PRO	11.6
44	2m	123	ALA	8.3
44	2m	102	ARG	7.4
44	1m	124	PRO	7.1
38	1g	80	VAL	6.9

6.2 Non-standard residues in protein, DNA, RNA chains [i](#)

In the following table, the Atoms column lists the number of modelled atoms in the group and the number defined in the chemical component dictionary. The B-factors column lists the minimum, median, 95th percentile and maximum values of B factors of atoms in the group. The column labelled 'Q< 0.9' lists the number of atoms with occupancy less than 0.9.

Mol	Type	Chain	Res	Atoms	RSCC	RSR	B-factors(Å ²)	Q<0.9
54	PSU	2w	55	20/21	0.33	0.20	95,102,111,112	0
56	IAR	B	7	12/12	0.38	0.30	76,91,98,99	0
54	7MG	1y	46	24/25	0.43	0.19	90,101,105,118	0
54	7MG	1w	46	24/25	0.48	0.18	88,96,107,117	0
54	7MG	2w	46	24/25	0.48	0.17	92,102,108,119	0
54	PSU	2y	55	20/21	0.50	0.17	94,101,106,117	0
54	4SU	2y	8	20/21	0.50	0.17	99,104,116,125	0
54	PSU	1w	55	20/21	0.52	0.20	71,97,102,104	0
54	CM0	2y	34	25/26	0.55	0.20	85,102,110,128	0
54	7MG	2y	46	24/25	0.55	0.16	94,104,109,114	0
54	4SU	1y	8	20/21	0.57	0.16	95,99,109,118	0
54	PSU	1y	55	20/21	0.58	0.16	93,98,104,117	0
54	5MU	2y	54	21/22	0.61	0.17	93,102,109,126	0
54	4SU	2w	8	20/21	0.61	0.15	97,102,109,122	0
54	6MZ	2y	37	23/24	0.65	0.16	89,99,106,125	0
56	IAR	C	9	12/12	0.65	0.19	81,88,101,103	0
56	ORD	C	5	8/9	0.69	0.20	90,95,96,98	0
54	5MU	2w	54	21/22	0.69	0.14	87,92,100,102	0
54	CM0	1y	34	25/26	0.69	0.17	84,94,101,121	0
54	CM0	2w	34	25/26	0.70	0.18	83,92,98,110	0
54	4SU	1w	8	20/21	0.71	0.13	93,97,110,113	0
54	5MU	1w	54	21/22	0.73	0.14	69,85,91,95	0
54	6MZ	1y	37	23/24	0.73	0.17	85,94,103,117	0
32	2MG	2a	1207	24/25	0.77	0.16	84,94,98,101	0
54	5MU	1y	54	21/22	0.78	0.12	90,95,100,110	0
56	ORD	B	3	8/9	0.79	0.24	72,75,81,82	0
55	PSU	2x	55	20/21	0.79	0.12	78,86,93,99	0
55	4SU	2x	8	20/21	0.80	0.13	83,89,97,98	0
56	IAR	A	9	12/12	0.81	0.26	67,79,91,94	0

Continued on next page...

Continued from previous page...

Mol	Type	Chain	Res	Atoms	RSCC	RSR	B-factors(\AA^2)	Q<0.9
56	EUP	C	2	8/9	0.83	0.21	87,92,94,94	0
54	CM0	1w	34	25/26	0.83	0.17	74,78,85,93	0
55	5MU	2x	54	21/22	0.84	0.13	82,88,92,102	0
32	M2G	2a	966	25/26	0.84	0.17	63,73,89,97	0
43	0TD	2l	92	10/11	0.85	0.14	70,70,74,88	0
1	5MU	2A	1915	21/22	0.85	0.12	74,77,85,90	0
32	PSU	2a	516	20/21	0.86	0.12	78,81,88,90	0
32	5MC	2a	967	21/22	0.87	0.14	67,75,84,91	0
32	7MG	2a	527	24/25	0.88	0.14	64,72,81,89	0
56	EUP	A	2	8/9	0.88	0.14	59,75,76,78	0
56	ORD	A	5	8/9	0.89	0.15	72,74,77,77	0
43	0TD	1l	92	10/11	0.89	0.12	50,54,58,79	0
32	5MC	2a	1404	21/22	0.89	0.12	52,61,70,76	0
54	6MZ	2w	37	23/24	0.90	0.11	82,87,91,96	0
55	5MC	2x	32	21/22	0.90	0.15	74,79,84,85	0
55	5MU	1x	54	21/22	0.91	0.10	63,72,76,83	0
1	5MU	1A	1937	21/22	0.91	0.12	56,62,67,74	0
55	PSU	1x	55	20/21	0.91	0.09	64,70,77,78	0
55	4SU	1x	8	20/21	0.91	0.12	61,68,82,83	0
1	PSU	2A	1911	20/21	0.91	0.10	64,68,75,79	0
32	4OC	2a	1402	22/23	0.91	0.13	57,67,73,79	0
1	PSU	2A	1917	20/21	0.92	0.08	64,69,82,86	0
32	5MC	2a	1400	21/22	0.93	0.13	67,72,76,82	0
1	4OC	2A	1920	21/23	0.93	0.10	57,66,69,70	0
32	UR3	2a	1498	21/22	0.94	0.11	52,60,69,72	0
54	6MZ	1w	37	23/24	0.94	0.09	59,65,70,71	0
32	2MG	1a	1207	24/25	0.94	0.10	70,74,80,80	0
32	PSU	1a	516	20/21	0.94	0.08	61,68,71,72	0
32	MA6	2a	1518	24/25	0.95	0.11	58,67,72,75	0
55	5MC	1x	32	21/22	0.95	0.11	47,57,61,67	0
32	MA6	2a	1519	24/25	0.95	0.12	56,68,70,73	0
1	2MA	2A	2503	23/24	0.95	0.10	31,39,43,53	0
1	5MC	2A	1942	21/22	0.95	0.10	56,63,67,79	0
32	5MC	2a	1407	21/22	0.96	0.09	49,60,64,76	0
1	PSU	1A	1933	20/21	0.96	0.08	45,49,53,59	0
32	7MG	1a	527	24/25	0.96	0.08	46,52,57,59	0
32	M2G	1a	966	25/26	0.96	0.10	51,57,63,72	0
32	5MC	1a	967	21/22	0.96	0.09	52,59,67,70	0
1	PSU	1A	1939	20/21	0.96	0.08	52,56,63,70	0
32	5MC	1a	1400	21/22	0.96	0.10	46,54,59,62	0
1	5MC	2A	1962	21/22	0.96	0.09	43,53,59,75	0
32	MA6	1a	1519	24/25	0.96	0.10	40,43,47,49	0

Continued on next page...

Continued from previous page...

Mol	Type	Chain	Res	Atoms	RSCC	RSR	B-factors(\AA^2)	Q<0.9
32	4OC	1a	1402	22/23	0.97	0.08	42,47,55,57	0
1	OMG	2A	2251	24/25	0.97	0.08	38,43,47,57	0
32	5MC	1a	1404	21/22	0.97	0.07	35,40,47,51	0
32	5MC	1a	1407	21/22	0.97	0.09	35,41,44,46	0
1	4OC	1A	1942	21/23	0.97	0.07	38,47,50,55	0
1	5MU	2A	1939	21/22	0.97	0.07	37,40,46,48	0
1	5MC	1A	1964	21/22	0.97	0.07	40,43,47,53	0
32	UR3	1a	1498	21/22	0.98	0.07	34,41,47,50	0
32	MA6	1a	1518	24/25	0.98	0.08	35,42,46,47	0
1	2MA	1A	2515	23/24	0.98	0.06	21,24,28,31	0
1	2MU	1A	2564	21/23	0.98	0.07	24,30,35,36	0
1	PSU	1A	2617	20/21	0.98	0.06	23,29,33,33	0
1	2MU	2A	2552	21/23	0.98	0.08	38,42,49,54	0
1	PSU	2A	2605	20/21	0.98	0.06	38,43,46,49	0
1	5MU	1A	1961	21/22	0.98	0.06	24,28,33,35	0
1	5MC	1A	1984	21/22	0.98	0.06	22,36,41,45	0
1	OMG	1A	2263	24/25	0.98	0.06	23,27,31,35	0

6.3 Carbohydrates [i](#)

There are no oligosaccharides in this entry.

6.4 Ligands [i](#)

In the following table, the Atoms column lists the number of modelled atoms in the group and the number defined in the chemical component dictionary. The B-factors column lists the minimum, median, 95th percentile and maximum values of B factors of atoms in the group. The column labelled 'Q< 0.9' lists the number of atoms with occupancy less than 0.9.

Mol	Type	Chain	Res	Atoms	RSCC	RSR	B-factors(\AA^2)	Q<0.9
57	MG	2y	3007	1/1	0.13	0.31	92,92,92,92	0
57	MG	1x	3014	1/1	0.36	0.19	82,82,82,82	0
57	MG	2B	3012	1/1	0.39	0.24	102,102,102,102	0
57	MG	1v	3001	1/1	0.42	0.31	85,85,85,85	0
57	MG	2A	3302	1/1	0.44	0.28	90,90,90,90	0
57	MG	1w	103	1/1	0.47	0.19	85,85,85,85	0
57	MG	2O	8002	1/1	0.49	0.28	82,82,82,82	0
57	MG	1a	1898	1/1	0.49	0.16	89,89,89,89	0
57	MG	2a	1802	1/1	0.51	0.30	100,100,100,100	0
57	MG	1A	3948	1/1	0.52	0.22	76,76,76,76	0
57	MG	1a	1834	1/1	0.53	0.31	70,70,70,70	0

Continued on next page...

Continued from previous page...

Mol	Type	Chain	Res	Atoms	RSCC	RSR	B-factors(Å ²)	Q<0.9
57	MG	2y	3005	1/1	0.54	0.25	101,101,101,101	0
57	MG	2A	3528	1/1	0.54	0.29	58,58,58,58	0
57	MG	2A	3332	1/1	0.57	0.28	77,77,77,77	0
57	MG	18	101	1/1	0.57	0.23	80,80,80,80	0
57	MG	1a	1669	1/1	0.57	0.16	93,93,93,93	0
57	MG	2G	3001	1/1	0.57	0.28	81,81,81,81	0
57	MG	2A	3300	1/1	0.58	0.12	84,84,84,84	0
57	MG	1y	102	1/1	0.58	0.32	80,80,80,80	0
57	MG	2A	3576	1/1	0.59	0.19	84,84,84,84	0
57	MG	2A	3724	1/1	0.59	0.16	88,88,88,88	0
57	MG	1a	1866	1/1	0.59	0.27	76,76,76,76	0
57	MG	1A	4042	1/1	0.59	0.16	69,69,69,69	0
57	MG	C	8002	1/1	0.59	0.33	98,98,98,98	0
57	MG	2a	1773	1/1	0.61	0.20	88,88,88,88	0
57	MG	2A	3484	1/1	0.62	0.32	84,84,84,84	0
57	MG	1A	3421	1/1	0.62	0.27	74,74,74,74	0
57	MG	2A	3615	1/1	0.63	0.13	92,92,92,92	0
57	MG	1B	227	1/1	0.63	0.15	73,73,73,73	0
57	MG	1y	106	1/1	0.63	0.17	84,84,84,84	0
57	MG	1w	106	1/1	0.63	0.22	89,89,89,89	0
57	MG	1a	1737	1/1	0.63	0.24	81,81,81,81	0
57	MG	2A	3843	1/1	0.64	0.16	86,86,86,86	0
57	MG	1a	1802	1/1	0.64	0.23	92,92,92,92	0
57	MG	2B	3013	1/1	0.64	0.23	70,70,70,70	0
57	MG	1a	1665	1/1	0.64	0.18	67,67,67,67	0
57	MG	2A	3178	1/1	0.64	0.20	74,74,74,74	0
57	MG	2A	3253	1/1	0.64	0.15	79,79,79,79	0
57	MG	1S	3003	1/1	0.64	0.17	73,73,73,73	0
57	MG	2A	3669	1/1	0.64	0.20	62,62,62,62	0
57	MG	1A	3782	1/1	0.64	0.17	60,60,60,60	0
57	MG	2A	3797	1/1	0.64	0.20	72,72,72,72	0
57	MG	1A	3957	1/1	0.65	0.28	70,70,70,70	0
57	MG	2A	3101	1/1	0.65	0.31	73,73,73,73	0
57	MG	1y	103	1/1	0.65	0.26	86,86,86,86	0
57	MG	1A	3433	1/1	0.66	0.19	60,60,60,60	0
57	MG	2y	3006	1/1	0.66	0.14	106,106,106,106	0
57	MG	2D	304	1/1	0.66	0.24	73,73,73,73	0
57	MG	C	8001	1/1	0.66	0.41	95,95,95,95	0
57	MG	1A	3515	1/1	0.66	0.22	69,69,69,69	0
57	MG	2a	1757	1/1	0.67	0.27	77,77,77,77	0
57	MG	1a	1875	1/1	0.67	0.39	90,90,90,90	0
57	MG	1A	3873	1/1	0.68	0.22	74,74,74,74	0

Continued on next page...

Continued from previous page...

Mol	Type	Chain	Res	Atoms	RSCC	RSR	B-factors(\AA^2)	Q<0.9
57	MG	1a	1868	1/1	0.68	0.18	71,71,71,71	0
57	MG	2A	3236	1/1	0.68	0.17	84,84,84,84	0
57	MG	1a	1870	1/1	0.68	0.33	80,80,80,80	0
57	MG	2A	3818	1/1	0.68	0.16	76,76,76,76	0
57	MG	2R	8001	1/1	0.68	0.20	83,83,83,83	0
57	MG	1A	3453	1/1	0.68	0.23	70,70,70,70	0
57	MG	1A	3754	1/1	0.69	0.47	75,75,75,75	0
57	MG	1B	223	1/1	0.69	0.13	80,80,80,80	0
57	MG	1A	3995	1/1	0.69	0.17	52,52,52,52	0
57	MG	2A	3268	1/1	0.69	0.23	68,68,68,68	0
57	MG	1a	1815	1/1	0.69	0.28	87,87,87,87	0
57	MG	1a	1872	1/1	0.69	0.17	93,93,93,93	0
57	MG	2A	3320	1/1	0.69	0.26	81,81,81,81	0
57	MG	2A	3327	1/1	0.69	0.31	73,73,73,73	0
57	MG	1Y	203	1/1	0.70	0.23	80,80,80,80	0
57	MG	2a	1793	1/1	0.70	0.21	75,75,75,75	0
57	MG	1A	3357	1/1	0.70	0.26	71,71,71,71	0
57	MG	2v	101	1/1	0.70	0.16	85,85,85,85	0
57	MG	2x	103	1/1	0.70	0.23	92,92,92,92	0
57	MG	2A	3647	1/1	0.70	0.18	81,81,81,81	0
57	MG	2A	3249	1/1	0.70	0.25	81,81,81,81	0
57	MG	2Z	8001	1/1	0.70	0.18	89,89,89,89	0
57	MG	2a	1689	1/1	0.70	0.25	83,83,83,83	0
57	MG	2A	3553	1/1	0.70	0.20	52,52,52,52	0
57	MG	2a	1683	1/1	0.71	0.25	76,76,76,76	0
57	MG	2A	3018	1/1	0.71	0.24	78,78,78,78	0
57	MG	1a	1871	1/1	0.71	0.21	96,96,96,96	0
57	MG	2a	1769	1/1	0.71	0.22	72,72,72,72	0
57	MG	1A	4035	1/1	0.71	0.27	76,76,76,76	0
57	MG	2A	3231	1/1	0.71	0.25	67,67,67,67	0
57	MG	1x	3010	1/1	0.71	0.29	80,80,80,80	0
57	MG	1A	3975	1/1	0.71	0.26	74,74,74,74	0
57	MG	1a	1814	1/1	0.71	0.22	89,89,89,89	0
57	MG	1l	8002	1/1	0.71	0.20	79,79,79,79	0
57	MG	2A	3579	1/1	0.71	0.14	62,62,62,62	0
57	MG	2A	3598	1/1	0.71	0.17	71,71,71,71	0
57	MG	2A	3296	1/1	0.71	0.23	73,73,73,73	0
57	MG	1A	3571	1/1	0.71	0.24	62,62,62,62	0
57	MG	1a	1839	1/1	0.72	0.22	77,77,77,77	0
57	MG	2A	3541	1/1	0.72	0.17	62,62,62,62	0
57	MG	1A	3459	1/1	0.72	0.28	71,71,71,71	0
57	MG	2A	3559	1/1	0.72	0.19	67,67,67,67	0

Continued on next page...

Continued from previous page...

Mol	Type	Chain	Res	Atoms	RSCC	RSR	B-factors(\AA^2)	Q<0.9
57	MG	2j	8001	1/1	0.72	0.16	86,86,86,86	0
57	MG	2A	3045	1/1	0.72	0.40	78,78,78,78	0
57	MG	2a	1667	1/1	0.72	0.29	83,83,83,83	0
57	MG	2a	1673	1/1	0.72	0.17	83,83,83,83	0
57	MG	1A	3428	1/1	0.72	0.16	72,72,72,72	0
57	MG	1A	3924	1/1	0.72	0.19	63,63,63,63	0
57	MG	2a	1749	1/1	0.72	0.26	75,75,75,75	0
57	MG	2A	3185	1/1	0.72	0.15	69,69,69,69	0
57	MG	1a	1796	1/1	0.73	0.16	69,69,69,69	0
57	MG	2A	3243	1/1	0.73	0.34	69,69,69,69	0
57	MG	2A	3594	1/1	0.73	0.22	75,75,75,75	0
57	MG	1a	1801	1/1	0.73	0.15	77,77,77,77	0
57	MG	1a	1842	1/1	0.73	0.25	74,74,74,74	0
57	MG	1a	1655	1/1	0.73	0.22	74,74,74,74	0
57	MG	1a	1714	1/1	0.73	0.17	76,76,76,76	0
57	MG	1A	4021	1/1	0.73	0.14	60,60,60,60	0
57	MG	1y	105	1/1	0.73	0.22	93,93,93,93	0
57	MG	1a	1704	1/1	0.74	0.17	83,83,83,83	0
57	MG	2a	1786	1/1	0.74	0.20	85,85,85,85	0
57	MG	2A	3773	1/1	0.74	0.17	83,83,83,83	0
57	MG	1A	3721	1/1	0.74	0.18	59,59,59,59	0
57	MG	2a	1636	1/1	0.74	0.15	86,86,86,86	0
57	MG	2A	3098	1/1	0.74	0.19	76,76,76,76	0
57	MG	2x	101	1/1	0.74	0.33	89,89,89,89	0
57	MG	1A	3724	1/1	0.74	0.16	67,67,67,67	0
57	MG	2y	3003	1/1	0.74	0.20	102,102,102,102	0
57	MG	2A	3521	1/1	0.74	0.19	66,66,66,66	0
57	MG	2A	3301	1/1	0.74	0.10	88,88,88,88	0
57	MG	1A	3415	1/1	0.74	0.32	56,56,56,56	0
57	MG	2E	302	1/1	0.74	0.40	80,80,80,80	0
57	MG	2A	3305	1/1	0.74	0.11	76,76,76,76	0
57	MG	2A	3630	1/1	0.75	0.12	50,50,50,50	0
57	MG	2a	1665	1/1	0.75	0.22	70,70,70,70	0
57	MG	1a	1897	1/1	0.75	0.15	83,83,83,83	0
57	MG	1a	1843	1/1	0.75	0.24	84,84,84,84	0
57	MG	1A	3983	1/1	0.75	0.19	63,63,63,63	0
57	MG	2a	1684	1/1	0.75	0.22	76,76,76,76	0
57	MG	2a	1687	1/1	0.75	0.42	78,78,78,78	0
57	MG	2A	3519	1/1	0.75	0.16	77,77,77,77	0
57	MG	2A	3011	1/1	0.75	0.28	64,64,64,64	0
57	MG	2A	3803	1/1	0.75	0.15	71,71,71,71	0
57	MG	1V	202	1/1	0.75	0.16	78,78,78,78	0

Continued on next page...

Continued from previous page...

Mol	Type	Chain	Res	Atoms	RSCC	RSR	B-factors(Å ²)	Q<0.9
57	MG	2a	1771	1/1	0.75	0.31	78,78,78,78	0
57	MG	2A	3824	1/1	0.75	0.12	93,93,93,93	0
57	MG	2A	3825	1/1	0.75	0.15	73,73,73,73	0
57	MG	2A	3829	1/1	0.75	0.17	75,75,75,75	0
57	MG	1A	3988	1/1	0.75	0.19	67,67,67,67	0
57	MG	2i	8001	1/1	0.75	0.12	72,72,72,72	0
57	MG	2A	3273	1/1	0.75	0.26	82,82,82,82	0
57	MG	2A	3051	1/1	0.75	0.16	80,80,80,80	0
57	MG	2B	3015	1/1	0.75	0.19	81,81,81,81	0
57	MG	2A	3091	1/1	0.75	0.18	75,75,75,75	0
57	MG	1A	3833	1/1	0.75	0.12	64,64,64,64	0
57	MG	1A	3372	1/1	0.75	0.15	65,65,65,65	0
57	MG	1B	229	1/1	0.75	0.18	77,77,77,77	0
57	MG	2A	3601	1/1	0.75	0.29	75,75,75,75	0
57	MG	1a	1876	1/1	0.75	0.21	83,83,83,83	0
57	MG	2a	1628	1/1	0.75	0.29	68,68,68,68	0
57	MG	1A	4071	1/1	0.76	0.21	82,82,82,82	0
57	MG	2A	3712	1/1	0.76	0.09	94,94,94,94	0
57	MG	2A	3163	1/1	0.76	0.23	78,78,78,78	0
57	MG	1A	3998	1/1	0.76	0.23	71,71,71,71	0
57	MG	2a	1777	1/1	0.76	0.21	82,82,82,82	0
57	MG	2A	3778	1/1	0.76	0.24	75,75,75,75	0
57	MG	2a	1791	1/1	0.76	0.37	72,72,72,72	0
57	MG	1a	1621	1/1	0.76	0.22	52,52,52,52	0
57	MG	1A	3984	1/1	0.76	0.16	55,55,55,55	0
57	MG	2a	1629	1/1	0.76	0.25	80,80,80,80	0
57	MG	2A	3807	1/1	0.76	0.16	84,84,84,84	0
57	MG	1A	3597	1/1	0.76	0.21	56,56,56,56	0
57	MG	1A	3359	1/1	0.76	0.21	67,67,67,67	0
57	MG	2A	3245	1/1	0.76	0.19	79,79,79,79	0
57	MG	2y	3002	1/1	0.76	0.21	86,86,86,86	0
57	MG	1a	1685	1/1	0.76	0.37	74,74,74,74	0
57	MG	2A	3353	1/1	0.76	0.26	78,78,78,78	0
57	MG	2A	3397	1/1	0.76	0.19	72,72,72,72	0
57	MG	1a	1692	1/1	0.76	0.31	73,73,73,73	0
57	MG	2a	1693	1/1	0.76	0.35	87,87,87,87	0
57	MG	1A	4062	1/1	0.76	0.14	80,80,80,80	0
57	MG	1a	1893	1/1	0.77	0.14	73,73,73,73	0
57	MG	2A	3719	1/1	0.77	0.12	78,78,78,78	0
57	MG	1a	1860	1/1	0.77	0.14	83,83,83,83	0
57	MG	1A	4037	1/1	0.77	0.18	43,43,43,43	0
57	MG	1d	503	1/1	0.77	0.12	69,69,69,69	0

Continued on next page...

Continued from previous page...

Mol	Type	Chain	Res	Atoms	RSCC	RSR	B-factors(\AA^2)	Q<0.9
57	MG	2R	8002	1/1	0.77	0.17	60,60,60,60	0
57	MG	2A	3794	1/1	0.77	0.16	71,71,71,71	0
57	MG	1a	1716	1/1	0.77	0.17	74,74,74,74	0
57	MG	1A	3999	1/1	0.77	0.19	66,66,66,66	0
57	MG	1B	228	1/1	0.77	0.16	69,69,69,69	0
57	MG	2A	3812	1/1	0.77	0.17	80,80,80,80	0
57	MG	2A	3344	1/1	0.77	0.09	85,85,85,85	0
57	MG	1A	3529	1/1	0.77	0.21	62,62,62,62	0
57	MG	2A	3370	1/1	0.77	0.24	63,63,63,63	0
57	MG	1A	3349	1/1	0.77	0.22	59,59,59,59	0
57	MG	2A	3451	1/1	0.77	0.14	78,78,78,78	0
57	MG	2B	3002	1/1	0.77	0.16	81,81,81,81	0
57	MG	1a	1857	1/1	0.77	0.17	74,74,74,74	0
57	MG	1a	1880	1/1	0.77	0.20	72,72,72,72	0
57	MG	2A	3693	1/1	0.77	0.18	75,75,75,75	0
57	MG	2A	3259	1/1	0.78	0.28	83,83,83,83	0
57	MG	1a	1799	1/1	0.78	0.16	70,70,70,70	0
57	MG	1A	4054	1/1	0.78	0.27	79,79,79,79	0
57	MG	2A	3823	1/1	0.78	0.14	51,51,51,51	0
57	MG	1A	3568	1/1	0.78	0.21	57,57,57,57	0
57	MG	1A	3413	1/1	0.78	0.20	84,84,84,84	0
57	MG	1A	3256	1/1	0.78	0.37	65,65,65,65	0
57	MG	2A	3832	1/1	0.78	0.27	67,67,67,67	0
57	MG	2A	3836	1/1	0.78	0.18	72,72,72,72	0
57	MG	1a	1824	1/1	0.78	0.21	74,74,74,74	0
57	MG	1A	3845	1/1	0.78	0.12	23,23,23,23	0
57	MG	1a	1838	1/1	0.78	0.20	71,71,71,71	0
57	MG	2A	3616	1/1	0.78	0.20	82,82,82,82	0
57	MG	1A	3616	1/1	0.78	0.22	72,72,72,72	0
57	MG	2A	3104	1/1	0.78	0.31	73,73,73,73	0
57	MG	1A	3917	1/1	0.78	0.20	67,67,67,67	0
57	MG	2A	3671	1/1	0.78	0.13	65,65,65,65	0
57	MG	2A	3347	1/1	0.78	0.12	72,72,72,72	0
57	MG	1A	3719	1/1	0.78	0.14	66,66,66,66	0
57	MG	2A	3713	1/1	0.78	0.13	68,68,68,68	0
57	MG	1A	3275	1/1	0.78	0.23	61,61,61,61	0
57	MG	1A	3538	1/1	0.78	0.15	68,68,68,68	0
57	MG	1x	3009	1/1	0.78	0.25	76,76,76,76	0
57	MG	1a	1865	1/1	0.78	0.15	85,85,85,85	0
57	MG	1a	1741	1/1	0.78	0.20	83,83,83,83	0
57	MG	1a	1795	1/1	0.78	0.19	71,71,71,71	0
57	MG	1A	3749	1/1	0.78	0.21	55,55,55,55	0

Continued on next page...

Continued from previous page...

Mol	Type	Chain	Res	Atoms	RSCC	RSR	B-factors(\AA^2)	Q<0.9
57	MG	1a	1684	1/1	0.79	0.18	79,79,79,79	0
57	MG	2a	1624	1/1	0.79	0.20	81,81,81,81	0
57	MG	2A	3704	1/1	0.79	0.19	89,89,89,89	0
57	MG	2A	3198	1/1	0.79	0.26	76,76,76,76	0
57	MG	2A	3207	1/1	0.79	0.24	73,73,73,73	0
57	MG	2A	3213	1/1	0.79	0.16	65,65,65,65	0
57	MG	2A	3720	1/1	0.79	0.12	81,81,81,81	0
57	MG	1a	1859	1/1	0.79	0.26	72,72,72,72	0
57	MG	2a	1681	1/1	0.79	0.17	85,85,85,85	0
57	MG	2A	3421	1/1	0.79	0.17	44,44,44,44	0
57	MG	2A	3776	1/1	0.79	0.15	70,70,70,70	0
57	MG	1A	3675	1/1	0.79	0.22	60,60,60,60	0
57	MG	1b	3002	1/1	0.79	0.18	87,87,87,87	0
57	MG	1A	3723	1/1	0.79	0.15	67,67,67,67	0
57	MG	2a	1742	1/1	0.79	0.28	83,83,83,83	0
57	MG	1A	3967	1/1	0.79	0.16	65,65,65,65	0
57	MG	2a	1755	1/1	0.79	0.14	75,75,75,75	0
57	MG	1A	4076	1/1	0.79	0.27	64,64,64,64	0
57	MG	2a	1762	1/1	0.79	0.21	75,75,75,75	0
57	MG	2A	3539	1/1	0.79	0.17	83,83,83,83	0
57	MG	2A	3079	1/1	0.79	0.23	82,82,82,82	0
57	MG	2A	3082	1/1	0.79	0.29	56,56,56,56	0
57	MG	1A	3689	1/1	0.79	0.23	75,75,75,75	0
57	MG	2A	3568	1/1	0.79	0.14	88,88,88,88	0
57	MG	2A	3575	1/1	0.79	0.13	82,82,82,82	0
57	MG	2A	3274	1/1	0.79	0.20	79,79,79,79	0
57	MG	1A	3713	1/1	0.79	0.25	72,72,72,72	0
57	MG	1A	3281	1/1	0.79	0.28	79,79,79,79	0
57	MG	2A	3597	1/1	0.79	0.13	64,64,64,64	0
57	MG	2n	502	1/1	0.79	0.18	84,84,84,84	0
57	MG	1a	1756	1/1	0.79	0.15	72,72,72,72	0
57	MG	2A	3140	1/1	0.79	0.20	72,72,72,72	0
57	MG	2A	3160	1/1	0.79	0.18	85,85,85,85	0
57	MG	2A	3317	1/1	0.79	0.23	71,71,71,71	0
57	MG	1A	3774	1/1	0.79	0.10	49,49,49,49	0
57	MG	1a	1676	1/1	0.79	0.28	76,76,76,76	0
57	MG	2A	3664	1/1	0.79	0.15	69,69,69,69	0
57	MG	2A	3328	1/1	0.79	0.21	82,82,82,82	0
57	MG	2A	3184	1/1	0.79	0.17	68,68,68,68	0
57	MG	2X	3002	1/1	0.79	0.56	78,78,78,78	0
57	MG	2a	1637	1/1	0.80	0.39	67,67,67,67	0
57	MG	2A	3779	1/1	0.80	0.25	73,73,73,73	0

Continued on next page...

Continued from previous page...

Mol	Type	Chain	Res	Atoms	RSCC	RSR	B-factors(\AA^2)	Q<0.9
57	MG	10	105	1/1	0.80	0.16	66,66,66,66	0
57	MG	15	103	1/1	0.80	0.17	68,68,68,68	0
57	MG	2a	1677	1/1	0.80	0.24	69,69,69,69	0
57	MG	2a	1680	1/1	0.80	0.25	88,88,88,88	0
57	MG	1a	1727	1/1	0.80	0.21	79,79,79,79	0
57	MG	1A	3401	1/1	0.80	0.19	55,55,55,55	0
57	MG	1a	1840	1/1	0.80	0.22	74,74,74,74	0
57	MG	2A	3816	1/1	0.80	0.17	80,80,80,80	0
57	MG	1a	1841	1/1	0.80	0.14	58,58,58,58	0
57	MG	1B	220	1/1	0.80	0.17	63,63,63,63	0
57	MG	1A	3289	1/1	0.80	0.16	60,60,60,60	0
57	MG	2A	3226	1/1	0.80	0.25	73,73,73,73	0
57	MG	2a	1751	1/1	0.80	0.19	77,77,77,77	0
57	MG	2A	3046	1/1	0.80	0.16	57,57,57,57	0
57	MG	2A	3629	1/1	0.80	0.17	64,64,64,64	0
57	MG	2a	1761	1/1	0.80	0.23	86,86,86,86	0
57	MG	2A	3235	1/1	0.80	0.23	79,79,79,79	0
57	MG	2A	3632	1/1	0.80	0.18	70,70,70,70	0
57	MG	2A	3860	1/1	0.80	0.33	64,64,64,64	0
57	MG	1A	3935	1/1	0.80	0.17	57,57,57,57	0
57	MG	2B	3006	1/1	0.80	0.17	84,84,84,84	0
57	MG	2a	1778	1/1	0.80	0.18	91,91,91,91	0
57	MG	2B	3008	1/1	0.80	0.26	70,70,70,70	0
57	MG	1A	3473	1/1	0.80	0.26	62,62,62,62	0
57	MG	2A	3667	1/1	0.80	0.19	63,63,63,63	0
57	MG	2a	1795	1/1	0.80	0.23	83,83,83,83	0
57	MG	1A	4060	1/1	0.80	0.17	69,69,69,69	0
57	MG	2A	3086	1/1	0.80	0.12	73,73,73,73	0
57	MG	2A	3684	1/1	0.80	0.30	82,82,82,82	0
57	MG	2A	3090	1/1	0.80	0.22	89,89,89,89	0
57	MG	1E	306	1/1	0.80	0.22	74,74,74,74	0
57	MG	2A	3493	1/1	0.80	0.15	65,65,65,65	0
57	MG	2x	102	1/1	0.80	0.24	77,77,77,77	0
57	MG	2A	3266	1/1	0.80	0.36	78,78,78,78	0
57	MG	1A	4002	1/1	0.80	0.33	77,77,77,77	0
57	MG	2A	3270	1/1	0.80	0.19	64,64,64,64	0
57	MG	2a	1623	1/1	0.80	0.37	78,78,78,78	0
57	MG	1A	4064	1/1	0.80	0.13	78,78,78,78	0
57	MG	1a	1869	1/1	0.80	0.17	70,70,70,70	0
57	MG	2A	3291	1/1	0.80	0.15	69,69,69,69	0
57	MG	1A	3949	1/1	0.80	0.16	68,68,68,68	0
57	MG	1A	3321	1/1	0.81	0.15	63,63,63,63	0

Continued on next page...

Continued from previous page...

Mol	Type	Chain	Res	Atoms	RSCC	RSR	B-factors(\AA^2)	Q<0.9
57	MG	2A	3815	1/1	0.81	0.25	72,72,72,72	0
57	MG	1A	3154	1/1	0.81	0.16	59,59,59,59	0
57	MG	2A	3587	1/1	0.81	0.16	64,64,64,64	0
57	MG	1a	1867	1/1	0.81	0.17	80,80,80,80	0
57	MG	1a	1678	1/1	0.81	0.18	62,62,62,62	0
57	MG	2A	3197	1/1	0.81	0.28	71,71,71,71	0
57	MG	1a	1808	1/1	0.81	0.09	86,86,86,86	0
57	MG	2a	1733	1/1	0.81	0.12	82,82,82,82	0
57	MG	2A	3204	1/1	0.81	0.33	75,75,75,75	0
57	MG	2A	3834	1/1	0.81	0.23	68,68,68,68	0
57	MG	1A	3458	1/1	0.81	0.13	47,47,47,47	0
57	MG	2A	3340	1/1	0.81	0.18	77,77,77,77	0
57	MG	1A	3887	1/1	0.81	0.14	58,58,58,58	0
57	MG	1a	1818	1/1	0.81	0.22	74,74,74,74	0
57	MG	1a	1823	1/1	0.81	0.15	72,72,72,72	0
57	MG	2A	3663	1/1	0.81	0.15	53,53,53,53	0
57	MG	2A	3358	1/1	0.81	0.30	50,50,50,50	0
57	MG	2A	3019	1/1	0.81	0.39	75,75,75,75	0
57	MG	1a	1688	1/1	0.81	0.16	76,76,76,76	0
57	MG	1A	4065	1/1	0.81	0.11	66,66,66,66	0
57	MG	2A	3444	1/1	0.81	0.17	71,71,71,71	0
57	MG	1A	3381	1/1	0.81	0.13	68,68,68,68	0
57	MG	2a	1792	1/1	0.81	0.14	75,75,75,75	0
57	MG	1A	3166	1/1	0.81	0.24	70,70,70,70	0
57	MG	1A	4090	1/1	0.81	0.23	52,52,52,52	0
57	MG	2A	3513	1/1	0.81	0.22	68,68,68,68	0
57	MG	2e	3001	1/1	0.81	0.17	81,81,81,81	0
57	MG	1a	1905	1/1	0.81	0.23	75,75,75,75	0
57	MG	1B	202	1/1	0.81	0.17	62,62,62,62	0
57	MG	2a	1607	1/1	0.81	0.28	81,81,81,81	0
57	MG	2a	1617	1/1	0.81	0.14	68,68,68,68	0
57	MG	1B	207	1/1	0.81	0.28	71,71,71,71	0
57	MG	2A	3094	1/1	0.81	0.28	83,83,83,83	0
57	MG	1B	212	1/1	0.81	0.11	69,69,69,69	0
57	MG	1A	3929	1/1	0.81	0.25	85,85,85,85	0
57	MG	2A	3556	1/1	0.81	0.12	56,56,56,56	0
57	MG	1a	1656	1/1	0.81	0.17	69,69,69,69	0
57	MG	2a	1658	1/1	0.81	0.18	82,82,82,82	0
57	MG	1w	104	1/1	0.81	0.12	87,87,87,87	0
57	MG	2A	3574	1/1	0.81	0.22	69,69,69,69	0
57	MG	1A	3500	1/1	0.81	0.15	55,55,55,55	0
57	MG	1A	3267	1/1	0.82	0.16	57,57,57,57	0

Continued on next page...

Continued from previous page...

Mol	Type	Chain	Res	Atoms	RSCC	RSR	B-factors(\AA^2)	Q<0.9
57	MG	2a	1630	1/1	0.82	0.20	64,64,64,64	0
57	MG	2A	3256	1/1	0.82	0.16	74,74,74,74	0
57	MG	2A	3728	1/1	0.82	0.17	71,71,71,71	0
57	MG	2a	1638	1/1	0.82	0.27	64,64,64,64	0
57	MG	2a	1646	1/1	0.82	0.35	67,67,67,67	0
57	MG	2A	3504	1/1	0.82	0.11	67,67,67,67	0
57	MG	1A	4008	1/1	0.82	0.16	54,54,54,54	0
57	MG	2A	3260	1/1	0.82	0.22	77,77,77,77	0
57	MG	1x	3003	1/1	0.82	0.23	77,77,77,77	0
57	MG	1a	1626	1/1	0.82	0.24	71,71,71,71	0
57	MG	1a	1825	1/1	0.82	0.14	76,76,76,76	0
57	MG	2A	3271	1/1	0.82	0.33	69,69,69,69	0
57	MG	2A	3805	1/1	0.82	0.20	73,73,73,73	0
57	MG	2A	3806	1/1	0.82	0.16	76,76,76,76	0
57	MG	1x	3012	1/1	0.82	0.26	69,69,69,69	0
57	MG	2A	3151	1/1	0.82	0.34	69,69,69,69	0
57	MG	2A	3282	1/1	0.82	0.13	74,74,74,74	0
57	MG	2A	3287	1/1	0.82	0.24	70,70,70,70	0
57	MG	2a	1741	1/1	0.82	0.15	70,70,70,70	0
57	MG	1a	1830	1/1	0.82	0.11	62,62,62,62	0
57	MG	1a	1833	1/1	0.82	0.26	69,69,69,69	0
57	MG	1a	1873	1/1	0.82	0.17	79,79,79,79	0
57	MG	2A	3182	1/1	0.82	0.30	67,67,67,67	0
57	MG	1A	3457	1/1	0.82	0.12	52,52,52,52	0
57	MG	1A	3852	1/1	0.82	0.13	43,43,43,43	0
57	MG	1B	231	1/1	0.82	0.18	70,70,70,70	0
57	MG	1A	3335	1/1	0.82	0.17	55,55,55,55	0
57	MG	2A	3322	1/1	0.82	0.18	71,71,71,71	0
57	MG	1a	1673	1/1	0.82	0.23	78,78,78,78	0
57	MG	2A	3026	1/1	0.82	0.19	63,63,63,63	0
57	MG	2A	3209	1/1	0.82	0.18	70,70,70,70	0
57	MG	2a	1780	1/1	0.82	0.22	65,65,65,65	0
57	MG	1G	3003	1/1	0.82	0.09	71,71,71,71	0
57	MG	1A	4108	1/1	0.82	0.24	76,76,76,76	0
57	MG	2A	3638	1/1	0.82	0.17	77,77,77,77	0
57	MG	2A	3227	1/1	0.82	0.21	69,69,69,69	0
57	MG	2A	3661	1/1	0.82	0.19	84,84,84,84	0
57	MG	2a	1800	1/1	0.82	0.23	68,68,68,68	0
57	MG	2A	3350	1/1	0.82	0.20	76,76,76,76	0
57	MG	2E	303	1/1	0.82	0.31	71,71,71,71	0
57	MG	1A	3417	1/1	0.82	0.13	69,69,69,69	0
57	MG	2A	3234	1/1	0.82	0.41	71,71,71,71	0

Continued on next page...

Continued from previous page...

Mol	Type	Chain	Res	Atoms	RSCC	RSR	B-factors(\AA^2)	Q<0.9
57	MG	2A	3054	1/1	0.82	0.19	59,59,59,59	0
57	MG	1A	3888	1/1	0.82	0.11	50,50,50,50	0
57	MG	2U	201	1/1	0.82	0.29	59,59,59,59	0
57	MG	2A	3400	1/1	0.82	0.31	57,57,57,57	0
57	MG	2A	3685	1/1	0.82	0.23	75,75,75,75	0
57	MG	29	101	1/1	0.82	0.38	79,79,79,79	0
57	MG	1A	3906	1/1	0.82	0.22	47,47,47,47	0
57	MG	2a	1610	1/1	0.82	0.56	78,78,78,78	0
57	MG	2A	3435	1/1	0.82	0.16	59,59,59,59	0
57	MG	1a	1691	1/1	0.82	0.17	68,68,68,68	0
57	MG	1A	3961	1/1	0.82	0.16	49,49,49,49	0
57	MG	2A	3471	1/1	0.82	0.20	45,45,45,45	0
57	MG	1a	1888	1/1	0.83	0.34	66,66,66,66	0
57	MG	1a	1759	1/1	0.83	0.13	60,60,60,60	0
57	MG	2A	3602	1/1	0.83	0.17	69,69,69,69	0
57	MG	1a	1761	1/1	0.83	0.17	59,59,59,59	0
57	MG	1E	308	1/1	0.83	0.14	73,73,73,73	0
57	MG	1A	3205	1/1	0.83	0.24	76,76,76,76	0
57	MG	1O	3004	1/1	0.83	0.15	73,73,73,73	0
57	MG	1a	1855	1/1	0.83	0.18	80,80,80,80	0
57	MG	2A	3635	1/1	0.83	0.16	82,82,82,82	0
57	MG	2A	3393	1/1	0.83	0.16	69,69,69,69	0
57	MG	2A	3845	1/1	0.83	0.24	69,69,69,69	0
57	MG	1a	1683	1/1	0.83	0.28	86,86,86,86	0
57	MG	1r	3001	1/1	0.83	0.26	66,66,66,66	0
57	MG	2A	3662	1/1	0.83	0.16	63,63,63,63	0
57	MG	2a	1748	1/1	0.83	0.15	69,69,69,69	0
57	MG	1A	3822	1/1	0.83	0.10	40,40,40,40	0
57	MG	1A	3912	1/1	0.83	0.12	56,56,56,56	0
57	MG	1a	1861	1/1	0.83	0.20	57,57,57,57	0
57	MG	2A	3447	1/1	0.83	0.29	62,62,62,62	0
57	MG	2A	3111	1/1	0.83	0.18	86,86,86,86	0
57	MG	1B	203	1/1	0.83	0.09	51,51,51,51	0
57	MG	2a	1765	1/1	0.83	0.25	75,75,75,75	0
57	MG	2a	1766	1/1	0.83	0.24	69,69,69,69	0
57	MG	1A	3973	1/1	0.83	0.11	72,72,72,72	0
57	MG	2A	3159	1/1	0.83	0.17	86,86,86,86	0
57	MG	1x	3007	1/1	0.83	0.24	72,72,72,72	0
57	MG	2A	3708	1/1	0.83	0.13	81,81,81,81	0
57	MG	1A	3829	1/1	0.83	0.15	56,56,56,56	0
57	MG	1A	3217	1/1	0.83	0.17	46,46,46,46	0
57	MG	2a	1781	1/1	0.83	0.24	76,76,76,76	0

Continued on next page...

Continued from previous page...

Mol	Type	Chain	Res	Atoms	RSCC	RSR	B-factors(\AA^2)	Q<0.9
57	MG	1A	3729	1/1	0.83	0.23	62,62,62,62	0
57	MG	1A	3269	1/1	0.83	0.18	62,62,62,62	0
57	MG	1a	1827	1/1	0.83	0.24	58,58,58,58	0
57	MG	2A	3194	1/1	0.83	0.19	73,73,73,73	0
57	MG	1A	3250	1/1	0.83	0.21	62,62,62,62	0
57	MG	2a	1615	1/1	0.83	0.34	73,73,73,73	0
57	MG	1a	1832	1/1	0.83	0.14	81,81,81,81	0
57	MG	2a	1620	1/1	0.83	0.38	73,73,73,73	0
57	MG	2g	8001	1/1	0.83	0.12	76,76,76,76	0
57	MG	2A	3309	1/1	0.83	0.41	85,85,85,85	0
57	MG	2A	3316	1/1	0.83	0.13	62,62,62,62	0
57	MG	2A	3572	1/1	0.83	0.16	79,79,79,79	0
57	MG	1A	3532	1/1	0.83	0.17	69,69,69,69	0
57	MG	1A	3952	1/1	0.83	0.13	52,52,52,52	0
57	MG	1a	1877	1/1	0.83	0.11	81,81,81,81	0
57	MG	1a	1878	1/1	0.83	0.14	95,95,95,95	0
57	MG	1A	3953	1/1	0.83	0.14	62,62,62,62	0
57	MG	2a	1640	1/1	0.83	0.42	77,77,77,77	0
57	MG	2a	1642	1/1	0.83	0.14	74,74,74,74	0
57	MG	1a	1882	1/1	0.83	0.15	67,67,67,67	0
57	MG	2a	1649	1/1	0.83	0.38	85,85,85,85	0
57	MG	2a	1652	1/1	0.83	0.28	72,72,72,72	0
57	MG	2A	3337	1/1	0.83	0.19	74,74,74,74	0
57	MG	1A	3955	1/1	0.84	0.15	54,54,54,54	0
57	MG	1A	3469	1/1	0.84	0.33	70,70,70,70	0
57	MG	1A	3599	1/1	0.84	0.19	61,61,61,61	0
57	MG	28	102	1/1	0.84	0.23	73,73,73,73	0
57	MG	1a	1689	1/1	0.84	0.31	70,70,70,70	0
57	MG	2A	3299	1/1	0.84	0.17	79,79,79,79	0
57	MG	1A	3962	1/1	0.84	0.14	56,56,56,56	0
57	MG	2A	3622	1/1	0.84	0.15	73,73,73,73	0
57	MG	1A	3601	1/1	0.84	0.21	68,68,68,68	0
57	MG	2a	1618	1/1	0.84	0.37	70,70,70,70	0
57	MG	1A	3787	1/1	0.84	0.10	75,75,75,75	0
57	MG	1a	1710	1/1	0.84	0.34	73,73,73,73	0
57	MG	1A	3608	1/1	0.84	0.18	70,70,70,70	0
57	MG	2A	3314	1/1	0.84	0.20	68,68,68,68	0
57	MG	2A	3315	1/1	0.84	0.26	62,62,62,62	0
57	MG	1A	3292	1/1	0.84	0.15	49,49,49,49	0
57	MG	1A	3654	1/1	0.84	0.12	23,23,23,23	0
57	MG	1a	1731	1/1	0.84	0.23	90,90,90,90	0
57	MG	1A	3987	1/1	0.84	0.17	52,52,52,52	0

Continued on next page...

Continued from previous page...

Mol	Type	Chain	Res	Atoms	RSCC	RSR	B-factors(\AA^2)	Q<0.9
57	MG	1A	3674	1/1	0.84	0.20	61,61,61,61	0
57	MG	1A	3393	1/1	0.84	0.12	55,55,55,55	0
57	MG	1A	3857	1/1	0.84	0.23	43,43,43,43	0
57	MG	1F	306	1/1	0.84	0.17	55,55,55,55	0
57	MG	1A	3865	1/1	0.84	0.12	34,34,34,34	0
57	MG	1a	1892	1/1	0.84	0.19	69,69,69,69	0
57	MG	1A	4000	1/1	0.84	0.25	77,77,77,77	0
57	MG	2a	1666	1/1	0.84	0.20	87,87,87,87	0
57	MG	2A	3348	1/1	0.84	0.10	78,78,78,78	0
57	MG	1P	203	1/1	0.84	0.21	47,47,47,47	0
57	MG	1R	203	1/1	0.84	0.17	46,46,46,46	0
57	MG	1a	1899	1/1	0.84	0.15	73,73,73,73	0
57	MG	2A	3364	1/1	0.84	0.29	58,58,58,58	0
57	MG	2A	3189	1/1	0.84	0.17	70,70,70,70	0
57	MG	2A	3725	1/1	0.84	0.15	58,58,58,58	0
57	MG	2a	1686	1/1	0.84	0.18	65,65,65,65	0
57	MG	2A	3377	1/1	0.84	0.18	79,79,79,79	0
57	MG	2A	3769	1/1	0.84	0.17	83,83,83,83	0
57	MG	2A	3379	1/1	0.84	0.24	58,58,58,58	0
57	MG	2a	1702	1/1	0.84	0.09	73,73,73,73	0
57	MG	2a	1703	1/1	0.84	0.12	67,67,67,67	0
57	MG	2a	1730	1/1	0.84	0.24	72,72,72,72	0
57	MG	2A	3385	1/1	0.84	0.25	69,69,69,69	0
57	MG	2A	3388	1/1	0.84	0.28	67,67,67,67	0
57	MG	1a	1903	1/1	0.84	0.44	77,77,77,77	0
57	MG	2A	3789	1/1	0.84	0.09	68,68,68,68	0
57	MG	2A	3790	1/1	0.84	0.12	58,58,58,58	0
57	MG	1S	3001	1/1	0.84	0.28	57,57,57,57	0
57	MG	2A	3796	1/1	0.84	0.13	72,72,72,72	0
57	MG	1A	3318	1/1	0.84	0.18	45,45,45,45	0
57	MG	1A	3691	1/1	0.84	0.10	44,44,44,44	0
57	MG	1A	3709	1/1	0.84	0.24	56,56,56,56	0
57	MG	1a	1816	1/1	0.84	0.15	84,84,84,84	0
57	MG	1s	3001	1/1	0.84	0.20	71,71,71,71	0
57	MG	2a	1767	1/1	0.84	0.16	76,76,76,76	0
57	MG	2A	3449	1/1	0.84	0.20	54,54,54,54	0
57	MG	2A	3219	1/1	0.84	0.18	67,67,67,67	0
57	MG	1Z	303	1/1	0.84	0.08	74,74,74,74	0
57	MG	1A	3712	1/1	0.84	0.12	48,48,48,48	0
57	MG	1l	102	1/1	0.84	0.14	76,76,76,76	0
57	MG	1A	3521	1/1	0.84	0.12	34,34,34,34	0
57	MG	1A	3526	1/1	0.84	0.13	55,55,55,55	0

Continued on next page...

Continued from previous page...

Mol	Type	Chain	Res	Atoms	RSCC	RSR	B-factors(\AA^2)	Q<0.9
57	MG	1A	4043	1/1	0.84	0.19	63,63,63,63	0
57	MG	1A	4053	1/1	0.84	0.19	64,64,64,64	0
57	MG	1a	1642	1/1	0.84	0.33	70,70,70,70	0
57	MG	2A	3533	1/1	0.84	0.13	48,48,48,48	0
57	MG	2A	3839	1/1	0.84	0.55	66,66,66,66	0
57	MG	2a	1798	1/1	0.84	0.20	69,69,69,69	0
57	MG	1a	1651	1/1	0.84	0.13	76,76,76,76	0
57	MG	2A	3252	1/1	0.84	0.24	70,70,70,70	0
57	MG	1A	3447	1/1	0.84	0.18	82,82,82,82	0
57	MG	2A	3254	1/1	0.84	0.14	69,69,69,69	0
57	MG	2A	3557	1/1	0.84	0.23	57,57,57,57	0
57	MG	1A	3403	1/1	0.84	0.19	63,63,63,63	0
57	MG	2B	3011	1/1	0.84	0.22	80,80,80,80	0
57	MG	2q	203	1/1	0.84	0.14	87,87,87,87	0
57	MG	2r	3001	1/1	0.84	0.26	84,84,84,84	0
57	MG	2A	3561	1/1	0.84	0.11	80,80,80,80	0
57	MG	1A	3931	1/1	0.84	0.20	69,69,69,69	0
57	MG	1a	1668	1/1	0.84	0.39	67,67,67,67	0
57	MG	1A	3202	1/1	0.84	0.49	50,50,50,50	0
57	MG	2A	3001	1/1	0.84	0.34	78,78,78,78	0
57	MG	1A	3044	1/1	0.84	0.23	65,65,65,65	0
57	MG	2E	308	1/1	0.84	0.19	73,73,73,73	0
57	MG	1A	3730	1/1	0.84	0.09	66,66,66,66	0
57	MG	1A	3736	1/1	0.84	0.10	69,69,69,69	0
57	MG	2A	3592	1/1	0.84	0.17	77,77,77,77	0
57	MG	1A	3375	1/1	0.84	0.24	66,66,66,66	0
57	MG	2a	1634	1/1	0.85	0.19	92,92,92,92	0
57	MG	2A	3138	1/1	0.85	0.17	70,70,70,70	0
57	MG	2A	3737	1/1	0.85	0.13	67,67,67,67	0
57	MG	2A	3524	1/1	0.85	0.14	59,59,59,59	0
57	MG	1a	1724	1/1	0.85	0.13	71,71,71,71	0
57	MG	1A	3121	1/1	0.85	0.14	52,52,52,52	0
57	MG	2A	3535	1/1	0.85	0.11	57,57,57,57	0
57	MG	2a	1648	1/1	0.85	0.36	74,74,74,74	0
57	MG	2A	3157	1/1	0.85	0.15	70,70,70,70	0
57	MG	1a	1602	1/1	0.85	0.12	65,65,65,65	0
57	MG	2A	3545	1/1	0.85	0.12	53,53,53,53	0
57	MG	2a	1660	1/1	0.85	0.26	72,72,72,72	0
57	MG	1a	1851	1/1	0.85	0.10	73,73,73,73	0
57	MG	1a	1607	1/1	0.85	0.11	69,69,69,69	0
57	MG	1B	219	1/1	0.85	0.12	60,60,60,60	0
57	MG	2A	3799	1/1	0.85	0.11	77,77,77,77	0

Continued on next page...

Continued from previous page...

Mol	Type	Chain	Res	Atoms	RSCC	RSR	B-factors(\AA^2)	Q<0.9
57	MG	2A	3179	1/1	0.85	0.24	79,79,79,79	0
57	MG	1w	105	1/1	0.85	0.19	69,69,69,69	0
57	MG	2A	3313	1/1	0.85	0.22	75,75,75,75	0
57	MG	1A	4032	1/1	0.85	0.13	71,71,71,71	0
57	MG	2A	3573	1/1	0.85	0.14	67,67,67,67	0
57	MG	1x	3001	1/1	0.85	0.35	74,74,74,74	0
57	MG	1a	1758	1/1	0.85	0.13	85,85,85,85	0
57	MG	1A	3194	1/1	0.85	0.19	61,61,61,61	0
57	MG	1a	1650	1/1	0.85	0.25	69,69,69,69	0
57	MG	1a	1774	1/1	0.85	0.12	78,78,78,78	0
57	MG	2A	3588	1/1	0.85	0.16	67,67,67,67	0
57	MG	2a	1719	1/1	0.85	0.15	82,82,82,82	0
57	MG	2a	1728	1/1	0.85	0.14	65,65,65,65	0
57	MG	2A	3591	1/1	0.85	0.13	76,76,76,76	0
57	MG	1A	4036	1/1	0.85	0.12	51,51,51,51	0
57	MG	2A	3206	1/1	0.85	0.22	72,72,72,72	0
57	MG	1A	3635	1/1	0.85	0.13	56,56,56,56	0
57	MG	1A	3344	1/1	0.85	0.21	64,64,64,64	0
57	MG	2A	3599	1/1	0.85	0.11	57,57,57,57	0
57	MG	1a	1659	1/1	0.85	0.26	85,85,85,85	0
57	MG	2a	1752	1/1	0.85	0.26	74,74,74,74	0
57	MG	1A	3734	1/1	0.85	0.16	64,64,64,64	0
57	MG	2a	1756	1/1	0.85	0.23	72,72,72,72	0
57	MG	2A	3606	1/1	0.85	0.21	53,53,53,53	0
57	MG	1A	3451	1/1	0.85	0.24	66,66,66,66	0
57	MG	1A	3395	1/1	0.85	0.17	66,66,66,66	0
57	MG	1A	4056	1/1	0.85	0.16	53,53,53,53	0
57	MG	2A	3233	1/1	0.85	0.33	75,75,75,75	0
57	MG	1A	3262	1/1	0.85	0.19	54,54,54,54	0
57	MG	2B	3014	1/1	0.85	0.23	74,74,74,74	0
57	MG	1a	1817	1/1	0.85	0.17	65,65,65,65	0
57	MG	2B	3018	1/1	0.85	0.11	80,80,80,80	0
57	MG	1A	3206	1/1	0.85	0.18	32,32,32,32	0
57	MG	2A	3240	1/1	0.85	0.22	69,69,69,69	0
57	MG	2A	3037	1/1	0.85	0.22	75,75,75,75	0
57	MG	1a	1879	1/1	0.85	0.10	89,89,89,89	0
57	MG	2a	1782	1/1	0.85	0.23	84,84,84,84	0
57	MG	2a	1785	1/1	0.85	0.21	73,73,73,73	0
57	MG	2F	303	1/1	0.85	0.21	78,78,78,78	0
57	MG	2a	1788	1/1	0.85	0.20	76,76,76,76	0
57	MG	2a	1790	1/1	0.85	0.21	74,74,74,74	0
57	MG	1a	1822	1/1	0.85	0.22	55,55,55,55	0

Continued on next page...

Continued from previous page...

Mol	Type	Chain	Res	Atoms	RSCC	RSR	B-factors(\AA^2)	Q<0.9
57	MG	2A	3251	1/1	0.85	0.15	75,75,75,75	0
57	MG	1A	3918	1/1	0.85	0.13	65,65,65,65	0
57	MG	1A	3703	1/1	0.85	0.10	43,43,43,43	0
57	MG	2A	3668	1/1	0.85	0.27	50,50,50,50	0
57	MG	2U	202	1/1	0.85	0.20	65,65,65,65	0
57	MG	2U	203	1/1	0.85	0.33	67,67,67,67	0
57	MG	2d	502	1/1	0.85	0.08	75,75,75,75	0
57	MG	1A	3195	1/1	0.85	0.30	67,67,67,67	0
57	MG	1A	4073	1/1	0.85	0.16	63,63,63,63	0
57	MG	1T	202	1/1	0.85	0.24	70,70,70,70	0
57	MG	1A	3793	1/1	0.85	0.18	55,55,55,55	0
57	MG	2j	8002	1/1	0.85	0.08	79,79,79,79	0
57	MG	2A	3689	1/1	0.85	0.17	72,72,72,72	0
57	MG	2a	1609	1/1	0.85	0.22	68,68,68,68	0
57	MG	1A	3596	1/1	0.85	0.14	44,44,44,44	0
57	MG	2a	1614	1/1	0.85	0.11	70,70,70,70	0
57	MG	1A	3944	1/1	0.85	0.11	62,62,62,62	0
57	MG	1A	3368	1/1	0.85	0.11	51,51,51,51	0
57	MG	1a	1908	1/1	0.85	0.16	75,75,75,75	0
57	MG	2A	3486	1/1	0.85	0.19	81,81,81,81	0
57	MG	2a	1621	1/1	0.85	0.24	64,64,64,64	0
57	MG	1A	3319	1/1	0.85	0.17	53,53,53,53	0
57	MG	1A	3374	1/1	0.85	0.13	68,68,68,68	0
57	MG	2A	3721	1/1	0.85	0.11	62,62,62,62	0
57	MG	2A	3277	1/1	0.85	0.34	67,67,67,67	0
57	MG	2A	3279	1/1	0.85	0.18	67,67,67,67	0
57	MG	1A	4057	1/1	0.86	0.12	73,73,73,73	0
57	MG	2A	3686	1/1	0.86	0.10	62,62,62,62	0
57	MG	2a	1626	1/1	0.86	0.32	74,74,74,74	0
57	MG	1A	3263	1/1	0.86	0.20	61,61,61,61	0
57	MG	2A	3085	1/1	0.86	0.23	70,70,70,70	0
57	MG	2A	3701	1/1	0.86	0.10	61,61,61,61	0
57	MG	1A	3979	1/1	0.86	0.10	53,53,53,53	0
57	MG	1A	3652	1/1	0.86	0.12	37,37,37,37	0
57	MG	1A	3747	1/1	0.86	0.17	43,43,43,43	0
57	MG	2A	3093	1/1	0.86	0.17	71,71,71,71	0
57	MG	1A	4070	1/1	0.86	0.15	66,66,66,66	0
57	MG	1A	3020	1/1	0.86	0.13	45,45,45,45	0
57	MG	2A	3497	1/1	0.86	0.25	63,63,63,63	0
57	MG	1A	3246	1/1	0.86	0.29	63,63,63,63	0
57	MG	2A	3512	1/1	0.86	0.18	71,71,71,71	0
57	MG	1A	4075	1/1	0.86	0.43	51,51,51,51	0

Continued on next page...

Continued from previous page...

Mol	Type	Chain	Res	Atoms	RSCC	RSR	B-factors(\AA^2)	Q<0.9
57	MG	2A	3732	1/1	0.86	0.09	59,59,59,59	0
57	MG	2A	3515	1/1	0.86	0.10	37,37,37,37	0
57	MG	2a	1662	1/1	0.86	0.19	66,66,66,66	0
57	MG	2A	3516	1/1	0.86	0.14	70,70,70,70	0
57	MG	2A	3110	1/1	0.86	0.12	54,54,54,54	0
57	MG	2A	3275	1/1	0.86	0.18	75,75,75,75	0
57	MG	2a	1670	1/1	0.86	0.35	62,62,62,62	0
57	MG	2a	1672	1/1	0.86	0.33	74,74,74,74	0
57	MG	1A	3764	1/1	0.86	0.09	23,23,23,23	0
57	MG	2A	3135	1/1	0.86	0.27	63,63,63,63	0
57	MG	1A	3765	1/1	0.86	0.11	65,65,65,65	0
57	MG	2A	3534	1/1	0.86	0.19	72,72,72,72	0
57	MG	1A	3025	1/1	0.86	0.09	46,46,46,46	0
57	MG	1A	3553	1/1	0.86	0.11	44,44,44,44	0
57	MG	1w	102	1/1	0.86	0.31	73,73,73,73	0
57	MG	2A	3543	1/1	0.86	0.22	68,68,68,68	0
57	MG	1A	3280	1/1	0.86	0.18	57,57,57,57	0
57	MG	1B	206	1/1	0.86	0.20	74,74,74,74	0
57	MG	1A	3029	1/1	0.86	0.15	61,61,61,61	0
57	MG	1a	1635	1/1	0.86	0.14	64,64,64,64	0
57	MG	2a	1709	1/1	0.86	0.11	69,69,69,69	0
57	MG	2A	3303	1/1	0.86	0.27	77,77,77,77	0
57	MG	1A	3594	1/1	0.86	0.13	35,35,35,35	0
57	MG	1a	1863	1/1	0.86	0.24	73,73,73,73	0
57	MG	1A	4024	1/1	0.86	0.09	60,60,60,60	0
57	MG	1a	1782	1/1	0.86	0.16	77,77,77,77	0
57	MG	2A	3188	1/1	0.86	0.22	73,73,73,73	0
57	MG	1a	1786	1/1	0.86	0.14	62,62,62,62	0
57	MG	1a	1791	1/1	0.86	0.12	82,82,82,82	0
57	MG	1A	4031	1/1	0.86	0.19	67,67,67,67	0
57	MG	1A	3355	1/1	0.86	0.10	60,60,60,60	0
57	MG	1B	224	1/1	0.86	0.19	71,71,71,71	0
57	MG	2A	3590	1/1	0.86	0.12	70,70,70,70	0
57	MG	1A	3260	1/1	0.86	0.11	55,55,55,55	0
57	MG	2A	3329	1/1	0.86	0.10	67,67,67,67	0
57	MG	1A	3290	1/1	0.86	0.13	63,63,63,63	0
57	MG	1a	1666	1/1	0.86	0.32	73,73,73,73	0
57	MG	2B	3003	1/1	0.86	0.32	73,73,73,73	0
57	MG	2A	3339	1/1	0.86	0.14	73,73,73,73	0
57	MG	1A	3365	1/1	0.86	0.11	59,59,59,59	0
57	MG	2A	3214	1/1	0.86	0.14	56,56,56,56	0
57	MG	2a	1772	1/1	0.86	0.24	66,66,66,66	0

Continued on next page...

Continued from previous page...

Mol	Type	Chain	Res	Atoms	RSCC	RSR	B-factors(\AA^2)	Q<0.9
57	MG	1A	3291	1/1	0.86	0.25	61,61,61,61	0
57	MG	2A	3224	1/1	0.86	0.34	72,72,72,72	0
57	MG	1A	3215	1/1	0.86	0.25	66,66,66,66	0
57	MG	2A	3025	1/1	0.86	0.13	53,53,53,53	0
57	MG	2A	3621	1/1	0.86	0.19	86,86,86,86	0
57	MG	1A	3965	1/1	0.86	0.20	59,59,59,59	0
57	MG	2A	3036	1/1	0.86	0.28	72,72,72,72	0
57	MG	1A	3623	1/1	0.86	0.12	63,63,63,63	0
57	MG	2E	304	1/1	0.86	0.16	69,69,69,69	0
57	MG	2A	3371	1/1	0.86	0.27	70,70,70,70	0
57	MG	2E	310	1/1	0.86	0.12	43,43,43,43	0
57	MG	1a	1681	1/1	0.86	0.25	64,64,64,64	0
57	MG	1a	1885	1/1	0.86	0.17	71,71,71,71	0
57	MG	2A	3641	1/1	0.86	0.13	69,69,69,69	0
57	MG	2A	3644	1/1	0.86	0.15	82,82,82,82	0
57	MG	2A	3646	1/1	0.86	0.23	78,78,78,78	0
57	MG	2A	3047	1/1	0.86	0.23	64,64,64,64	0
57	MG	2A	3651	1/1	0.86	0.12	75,75,75,75	0
57	MG	2A	3657	1/1	0.86	0.17	70,70,70,70	0
57	MG	2W	3001	1/1	0.86	0.13	62,62,62,62	0
57	MG	2X	3001	1/1	0.86	0.17	86,86,86,86	0
57	MG	2A	3659	1/1	0.86	0.15	74,74,74,74	0
57	MG	2A	3660	1/1	0.86	0.14	69,69,69,69	0
57	MG	2I	202	1/1	0.86	0.21	62,62,62,62	0
57	MG	2I	101	1/1	0.86	0.18	73,73,73,73	0
57	MG	1A	4055	1/1	0.86	0.15	72,72,72,72	0
57	MG	28	103	1/1	0.86	0.26	65,65,65,65	0
57	MG	2A	3389	1/1	0.86	0.22	54,54,54,54	0
57	MG	2a	1603	1/1	0.86	0.17	64,64,64,64	0
57	MG	2A	3053	1/1	0.86	0.19	75,75,75,75	0
57	MG	2A	3247	1/1	0.86	0.24	62,62,62,62	0
57	MG	2A	3666	1/1	0.86	0.12	46,46,46,46	0
57	MG	2A	3398	1/1	0.86	0.16	58,58,58,58	0
57	MG	1A	3632	1/1	0.86	0.16	66,66,66,66	0
57	MG	2A	3407	1/1	0.86	0.23	75,75,75,75	0
57	MG	2A	3416	1/1	0.86	0.17	70,70,70,70	0
57	MG	2A	3677	1/1	0.86	0.15	64,64,64,64	0
57	MG	2A	3077	1/1	0.86	0.25	71,71,71,71	0
57	MG	2a	1633	1/1	0.87	0.17	78,78,78,78	0
57	MG	2A	3747	1/1	0.87	0.15	45,45,45,45	0
57	MG	2A	3766	1/1	0.87	0.14	67,67,67,67	0
57	MG	2A	3311	1/1	0.87	0.17	67,67,67,67	0

Continued on next page...

Continued from previous page...

Mol	Type	Chain	Res	Atoms	RSCC	RSR	B-factors(\AA^2)	Q<0.9
57	MG	1A	3827	1/1	0.87	0.15	45,45,45,45	0
57	MG	2A	3013	1/1	0.87	0.22	62,62,62,62	0
57	MG	2A	3777	1/1	0.87	0.14	69,69,69,69	0
57	MG	19	101	1/1	0.87	0.12	52,52,52,52	0
57	MG	1a	1826	1/1	0.87	0.22	60,60,60,60	0
57	MG	1A	3345	1/1	0.87	0.15	72,72,72,72	0
57	MG	2a	1650	1/1	0.87	0.20	76,76,76,76	0
57	MG	2A	3319	1/1	0.87	0.27	70,70,70,70	0
57	MG	2a	1653	1/1	0.87	0.30	75,75,75,75	0
57	MG	2A	3201	1/1	0.87	0.19	54,54,54,54	0
57	MG	1a	1605	1/1	0.87	0.17	66,66,66,66	0
57	MG	2A	3325	1/1	0.87	0.12	74,74,74,74	0
57	MG	2A	3031	1/1	0.87	0.18	62,62,62,62	0
57	MG	2A	3800	1/1	0.87	0.22	68,68,68,68	0
57	MG	2A	3034	1/1	0.87	0.21	69,69,69,69	0
57	MG	1A	3990	1/1	0.87	0.21	63,63,63,63	0
57	MG	2A	3583	1/1	0.87	0.10	68,68,68,68	0
57	MG	2A	3585	1/1	0.87	0.19	71,71,71,71	0
57	MG	2A	3809	1/1	0.87	0.13	73,73,73,73	0
57	MG	2A	3811	1/1	0.87	0.23	76,76,76,76	0
57	MG	2A	3211	1/1	0.87	0.24	71,71,71,71	0
57	MG	2A	3212	1/1	0.87	0.24	49,49,49,49	0
57	MG	1A	3735	1/1	0.87	0.22	36,36,36,36	0
57	MG	2a	1685	1/1	0.87	0.13	67,67,67,67	0
57	MG	1a	1623	1/1	0.87	0.27	64,64,64,64	0
57	MG	1a	1725	1/1	0.87	0.16	62,62,62,62	0
57	MG	1A	3997	1/1	0.87	0.22	61,61,61,61	0
57	MG	2A	3596	1/1	0.87	0.14	68,68,68,68	0
57	MG	2A	3049	1/1	0.87	0.22	75,75,75,75	0
57	MG	1a	1631	1/1	0.87	0.23	63,63,63,63	0
57	MG	2a	1705	1/1	0.87	0.11	75,75,75,75	0
57	MG	1A	3232	1/1	0.87	0.16	64,64,64,64	0
57	MG	2a	1713	1/1	0.87	0.12	74,74,74,74	0
57	MG	2a	1717	1/1	0.87	0.15	85,85,85,85	0
57	MG	1a	1911	1/1	0.87	0.10	79,79,79,79	0
57	MG	2a	1722	1/1	0.87	0.15	87,87,87,87	0
57	MG	2A	3062	1/1	0.87	0.36	64,64,64,64	0
57	MG	2a	1729	1/1	0.87	0.12	71,71,71,71	0
57	MG	2A	3605	1/1	0.87	0.12	66,66,66,66	0
57	MG	2A	3366	1/1	0.87	0.18	49,49,49,49	0
57	MG	1A	3295	1/1	0.87	0.19	54,54,54,54	0
57	MG	1B	234	1/1	0.87	0.20	84,84,84,84	0

Continued on next page...

Continued from previous page...

Mol	Type	Chain	Res	Atoms	RSCC	RSR	B-factors(\AA^2)	Q<0.9
57	MG	2a	1746	1/1	0.87	0.17	70,70,70,70	0
57	MG	1e	202	1/1	0.87	0.22	77,77,77,77	0
57	MG	2B	3005	1/1	0.87	0.11	76,76,76,76	0
57	MG	1A	3245	1/1	0.87	0.17	60,60,60,60	0
57	MG	1A	3751	1/1	0.87	0.17	64,64,64,64	0
57	MG	2B	3009	1/1	0.87	0.22	75,75,75,75	0
57	MG	2A	3246	1/1	0.87	0.18	63,63,63,63	0
57	MG	1A	4003	1/1	0.87	0.14	58,58,58,58	0
57	MG	1t	3001	1/1	0.87	0.28	67,67,67,67	0
57	MG	2A	3394	1/1	0.87	0.15	46,46,46,46	0
57	MG	2a	1764	1/1	0.87	0.22	65,65,65,65	0
57	MG	1A	3539	1/1	0.87	0.14	61,61,61,61	0
57	MG	1a	1660	1/1	0.87	0.18	73,73,73,73	0
57	MG	1I	3001	1/1	0.87	0.18	80,80,80,80	0
57	MG	1A	3199	1/1	0.87	0.18	70,70,70,70	0
57	MG	2A	3255	1/1	0.87	0.21	58,58,58,58	0
57	MG	2A	3103	1/1	0.87	0.19	70,70,70,70	0
57	MG	2A	3425	1/1	0.87	0.14	61,61,61,61	0
57	MG	2A	3433	1/1	0.87	0.13	67,67,67,67	0
57	MG	1a	1794	1/1	0.87	0.12	79,79,79,79	0
57	MG	2A	3436	1/1	0.87	0.11	49,49,49,49	0
57	MG	2A	3107	1/1	0.87	0.18	59,59,59,59	0
57	MG	1A	3498	1/1	0.87	0.09	48,48,48,48	0
57	MG	2A	3665	1/1	0.87	0.14	66,66,66,66	0
57	MG	1A	4029	1/1	0.87	0.15	58,58,58,58	0
57	MG	2A	3121	1/1	0.87	0.36	80,80,80,80	0
57	MG	1A	3499	1/1	0.87	0.11	24,24,24,24	0
57	MG	1A	3781	1/1	0.87	0.10	26,26,26,26	0
57	MG	1x	3008	1/1	0.87	0.16	81,81,81,81	0
57	MG	1A	4131	1/1	0.87	0.23	36,36,36,36	0
57	MG	2A	3679	1/1	0.87	0.10	66,66,66,66	0
57	MG	20	8002	1/1	0.87	0.12	75,75,75,75	0
57	MG	2a	1799	1/1	0.87	0.48	78,78,78,78	0
57	MG	1A	3165	1/1	0.87	0.15	62,62,62,62	0
57	MG	26	502	1/1	0.87	0.22	73,73,73,73	0
57	MG	1a	1682	1/1	0.87	0.25	65,65,65,65	0
57	MG	2A	3506	1/1	0.87	0.18	63,63,63,63	0
57	MG	2e	3002	1/1	0.87	0.21	76,76,76,76	0
57	MG	2A	3281	1/1	0.87	0.18	69,69,69,69	0
57	MG	1A	3038	1/1	0.87	0.14	52,52,52,52	0
57	MG	2a	1604	1/1	0.87	0.11	75,75,75,75	0
57	MG	2A	3698	1/1	0.87	0.09	93,93,93,93	0

Continued on next page...

Continued from previous page...

Mol	Type	Chain	Res	Atoms	RSCC	RSR	B-factors(\AA^2)	Q<0.9
57	MG	2A	3162	1/1	0.87	0.15	58,58,58,58	0
57	MG	1A	3274	1/1	0.87	0.16	60,60,60,60	0
57	MG	2A	3705	1/1	0.87	0.10	83,83,83,83	0
57	MG	2A	3167	1/1	0.87	0.24	66,66,66,66	0
57	MG	2A	3172	1/1	0.87	0.13	72,72,72,72	0
57	MG	1A	3800	1/1	0.87	0.13	60,60,60,60	0
57	MG	1y	104	1/1	0.87	0.43	79,79,79,79	0
57	MG	1a	1687	1/1	0.87	0.20	68,68,68,68	0
57	MG	2x	105	1/1	0.87	0.26	78,78,78,78	0
57	MG	2y	3001	1/1	0.87	0.21	65,65,65,65	0
57	MG	1A	3680	1/1	0.87	0.11	19,19,19,19	0
57	MG	2A	3304	1/1	0.87	0.28	87,87,87,87	0
57	MG	2A	3536	1/1	0.87	0.22	66,66,66,66	0
57	MG	1A	4044	1/1	0.87	0.15	57,57,57,57	0
57	MG	2A	3306	1/1	0.87	0.14	71,71,71,71	0
57	MG	2A	3187	1/1	0.87	0.22	68,68,68,68	0
57	MG	2a	1632	1/1	0.87	0.17	78,78,78,78	0
57	MG	1A	3745	1/1	0.88	0.17	44,44,44,44	0
57	MG	1a	1805	1/1	0.88	0.10	73,73,73,73	0
57	MG	1A	3978	1/1	0.88	0.17	69,69,69,69	0
57	MG	1a	1810	1/1	0.88	0.12	72,72,72,72	0
57	MG	1a	1890	1/1	0.88	0.11	63,63,63,63	0
57	MG	2A	3782	1/1	0.88	0.12	66,66,66,66	0
57	MG	2A	3785	1/1	0.88	0.14	69,69,69,69	0
57	MG	2a	1644	1/1	0.88	0.18	58,58,58,58	0
57	MG	1a	1811	1/1	0.88	0.10	73,73,73,73	0
57	MG	2a	1647	1/1	0.88	0.22	64,64,64,64	0
57	MG	1a	1667	1/1	0.88	0.27	66,66,66,66	0
57	MG	1A	3185	1/1	0.88	0.23	64,64,64,64	0
57	MG	2A	3056	1/1	0.88	0.10	61,61,61,61	0
57	MG	2A	3058	1/1	0.88	0.27	57,57,57,57	0
57	MG	2A	3232	1/1	0.88	0.18	66,66,66,66	0
57	MG	1A	3411	1/1	0.88	0.24	65,65,65,65	0
57	MG	1N	201	1/1	0.88	0.23	52,52,52,52	0
57	MG	1a	1901	1/1	0.88	0.27	64,64,64,64	0
57	MG	1O	3001	1/1	0.88	0.11	70,70,70,70	0
57	MG	2A	3237	1/1	0.88	0.13	70,70,70,70	0
57	MG	2A	3359	1/1	0.88	0.29	55,55,55,55	0
57	MG	2a	1668	1/1	0.88	0.23	63,63,63,63	0
57	MG	2A	3239	1/1	0.88	0.20	67,67,67,67	0
57	MG	2a	1671	1/1	0.88	0.14	66,66,66,66	0
57	MG	1a	1904	1/1	0.88	0.15	67,67,67,67	0

Continued on next page...

Continued from previous page...

Mol	Type	Chain	Res	Atoms	RSCC	RSR	B-factors(\AA^2)	Q<0.9
57	MG	2A	3242	1/1	0.88	0.15	63,63,63,63	0
57	MG	2a	1676	1/1	0.88	0.21	73,73,73,73	0
57	MG	1A	3879	1/1	0.88	0.12	75,75,75,75	0
57	MG	2a	1679	1/1	0.88	0.18	75,75,75,75	0
57	MG	2A	3817	1/1	0.88	0.09	64,64,64,64	0
57	MG	1A	3091	1/1	0.88	0.12	43,43,43,43	0
57	MG	1A	3257	1/1	0.88	0.19	61,61,61,61	0
57	MG	2A	3380	1/1	0.88	0.33	71,71,71,71	0
57	MG	2A	3604	1/1	0.88	0.11	55,55,55,55	0
57	MG	2A	3826	1/1	0.88	0.12	70,70,70,70	0
57	MG	1A	3700	1/1	0.88	0.14	43,43,43,43	0
57	MG	2A	3387	1/1	0.88	0.15	52,52,52,52	0
57	MG	2A	3248	1/1	0.88	0.17	56,56,56,56	0
57	MG	1A	3097	1/1	0.88	0.17	65,65,65,65	0
57	MG	2A	3838	1/1	0.88	0.18	79,79,79,79	0
57	MG	1A	3261	1/1	0.88	0.10	58,58,58,58	0
57	MG	2A	3099	1/1	0.88	0.32	62,62,62,62	0
57	MG	2A	3844	1/1	0.88	0.22	65,65,65,65	0
57	MG	2A	3395	1/1	0.88	0.24	61,61,61,61	0
57	MG	2A	3850	1/1	0.88	0.35	56,56,56,56	0
57	MG	2a	1721	1/1	0.88	0.13	63,63,63,63	0
57	MG	1a	1686	1/1	0.88	0.29	69,69,69,69	0
57	MG	2A	3862	1/1	0.88	0.18	68,68,68,68	0
57	MG	1A	3598	1/1	0.88	0.11	50,50,50,50	0
57	MG	1A	3276	1/1	0.88	0.36	55,55,55,55	0
57	MG	2B	3004	1/1	0.88	0.28	79,79,79,79	0
57	MG	2A	3401	1/1	0.88	0.22	62,62,62,62	0
57	MG	1A	3928	1/1	0.88	0.22	41,41,41,41	0
57	MG	2B	3007	1/1	0.88	0.12	70,70,70,70	0
57	MG	2a	1747	1/1	0.88	0.14	76,76,76,76	0
57	MG	2A	3409	1/1	0.88	0.09	75,75,75,75	0
57	MG	1a	1837	1/1	0.88	0.31	70,70,70,70	0
57	MG	1A	3783	1/1	0.88	0.16	62,62,62,62	0
57	MG	1A	3501	1/1	0.88	0.12	40,40,40,40	0
57	MG	2A	3656	1/1	0.88	0.09	67,67,67,67	0
57	MG	2A	3432	1/1	0.88	0.12	62,62,62,62	0
57	MG	1A	3788	1/1	0.88	0.19	76,76,76,76	0
57	MG	2B	3016	1/1	0.88	0.14	74,74,74,74	0
57	MG	2B	3017	1/1	0.88	0.12	75,75,75,75	0
57	MG	2A	3269	1/1	0.88	0.36	77,77,77,77	0
57	MG	2B	3020	1/1	0.88	0.28	72,72,72,72	0
57	MG	2B	3021	1/1	0.88	0.16	79,79,79,79	0

Continued on next page...

Continued from previous page...

Mol	Type	Chain	Res	Atoms	RSCC	RSR	B-factors(\AA^2)	Q<0.9
57	MG	1A	4013	1/1	0.88	0.20	63,63,63,63	0
57	MG	1a	1713	1/1	0.88	0.10	77,77,77,77	0
57	MG	2A	3446	1/1	0.88	0.15	69,69,69,69	0
57	MG	1A	4014	1/1	0.88	0.17	57,57,57,57	0
57	MG	1a	1847	1/1	0.88	0.14	63,63,63,63	0
57	MG	1A	4016	1/1	0.88	0.17	51,51,51,51	0
57	MG	2F	301	1/1	0.88	0.15	57,57,57,57	0
57	MG	2A	3460	1/1	0.88	0.10	55,55,55,55	0
57	MG	1A	3279	1/1	0.88	0.23	65,65,65,65	0
57	MG	2A	3480	1/1	0.88	0.12	44,44,44,44	0
57	MG	1B	208	1/1	0.88	0.17	53,53,53,53	0
57	MG	2A	3675	1/1	0.88	0.26	74,74,74,74	0
57	MG	1a	1616	1/1	0.88	0.10	68,68,68,68	0
57	MG	1A	3797	1/1	0.88	0.10	51,51,51,51	0
57	MG	1A	3519	1/1	0.88	0.09	47,47,47,47	0
57	MG	2A	3290	1/1	0.88	0.19	57,57,57,57	0
57	MG	1A	3806	1/1	0.88	0.09	41,41,41,41	0
57	MG	2A	3509	1/1	0.88	0.14	64,64,64,64	0
57	MG	2A	3690	1/1	0.88	0.09	87,87,87,87	0
57	MG	1A	3248	1/1	0.88	0.12	51,51,51,51	0
57	MG	1a	1632	1/1	0.88	0.17	72,72,72,72	0
57	MG	2A	3514	1/1	0.88	0.17	67,67,67,67	0
57	MG	1A	3449	1/1	0.88	0.30	66,66,66,66	0
57	MG	1a	1641	1/1	0.88	0.23	76,76,76,76	0
57	MG	1A	3450	1/1	0.88	0.21	59,59,59,59	0
57	MG	2a	1601	1/1	0.88	0.23	67,67,67,67	0
57	MG	1A	3398	1/1	0.88	0.11	64,64,64,64	0
57	MG	1A	3839	1/1	0.88	0.12	76,76,76,76	0
57	MG	2A	3717	1/1	0.88	0.14	60,60,60,60	0
57	MG	2A	3718	1/1	0.88	0.21	70,70,70,70	0
57	MG	2l	203	1/1	0.88	0.16	69,69,69,69	0
57	MG	2A	3191	1/1	0.88	0.13	74,74,74,74	0
57	MG	1a	1654	1/1	0.88	0.29	72,72,72,72	0
57	MG	2A	3196	1/1	0.88	0.25	60,60,60,60	0
57	MG	2A	3722	1/1	0.88	0.17	75,75,75,75	0
57	MG	1a	1792	1/1	0.88	0.16	69,69,69,69	0
57	MG	2a	1619	1/1	0.88	0.10	89,89,89,89	0
57	MG	2A	3312	1/1	0.88	0.15	71,71,71,71	0
57	MG	2x	104	1/1	0.88	0.22	77,77,77,77	0
57	MG	1A	3399	1/1	0.88	0.24	44,44,44,44	0
57	MG	1B	233	1/1	0.88	0.12	73,73,73,73	0
57	MG	2A	3203	1/1	0.88	0.28	73,73,73,73	0

Continued on next page...

Continued from previous page...

Mol	Type	Chain	Res	Atoms	RSCC	RSR	B-factors(\AA^2)	Q<0.9
57	MG	1a	1657	1/1	0.88	0.19	61,61,61,61	0
57	MG	2A	3758	1/1	0.88	0.12	77,77,77,77	0
57	MG	1A	3364	1/1	0.88	0.17	66,66,66,66	0
57	MG	2A	3767	1/1	0.88	0.09	95,95,95,95	0
57	MG	2a	1631	1/1	0.88	0.13	75,75,75,75	0
57	MG	1A	3855	1/1	0.88	0.10	27,27,27,27	0
57	MG	1A	3325	1/1	0.89	0.23	47,47,47,47	0
57	MG	1A	3383	1/1	0.89	0.10	53,53,53,53	0
57	MG	1A	4074	1/1	0.89	0.21	67,67,67,67	0
57	MG	2a	1613	1/1	0.89	0.17	63,63,63,63	0
57	MG	2A	3205	1/1	0.89	0.21	66,66,66,66	0
57	MG	1A	3789	1/1	0.89	0.12	49,49,49,49	0
57	MG	2a	1616	1/1	0.89	0.21	71,71,71,71	0
57	MG	1a	1813	1/1	0.89	0.11	72,72,72,72	0
57	MG	1A	3387	1/1	0.89	0.10	63,63,63,63	0
57	MG	1a	1637	1/1	0.89	0.20	64,64,64,64	0
57	MG	2A	3403	1/1	0.89	0.26	63,63,63,63	0
57	MG	1A	4077	1/1	0.89	0.11	51,51,51,51	0
57	MG	2a	1622	1/1	0.89	0.37	63,63,63,63	0
57	MG	1A	3692	1/1	0.89	0.14	46,46,46,46	0
57	MG	1a	1646	1/1	0.89	0.10	70,70,70,70	0
57	MG	2a	1625	1/1	0.89	0.30	67,67,67,67	0
57	MG	2A	3702	1/1	0.89	0.08	57,57,57,57	0
57	MG	1a	1649	1/1	0.89	0.14	75,75,75,75	0
57	MG	2A	3423	1/1	0.89	0.19	77,77,77,77	0
57	MG	1A	4091	1/1	0.89	0.49	50,50,50,50	0
57	MG	2A	3710	1/1	0.89	0.09	82,82,82,82	0
57	MG	1A	4105	1/1	0.89	0.18	61,61,61,61	0
57	MG	1A	3699	1/1	0.89	0.09	31,31,31,31	0
57	MG	2A	3716	1/1	0.89	0.18	79,79,79,79	0
57	MG	2A	3229	1/1	0.89	0.38	63,63,63,63	0
57	MG	2A	3230	1/1	0.89	0.29	67,67,67,67	0
57	MG	2A	3439	1/1	0.89	0.12	55,55,55,55	0
57	MG	1A	4109	1/1	0.89	0.11	62,62,62,62	0
57	MG	1A	3805	1/1	0.89	0.10	61,61,61,61	0
57	MG	1A	3555	1/1	0.89	0.14	26,26,26,26	0
57	MG	1A	3976	1/1	0.89	0.13	65,65,65,65	0
57	MG	1A	3809	1/1	0.89	0.09	23,23,23,23	0
57	MG	2A	3459	1/1	0.89	0.17	58,58,58,58	0
57	MG	1A	3818	1/1	0.89	0.13	72,72,72,72	0
57	MG	2A	3469	1/1	0.89	0.10	49,49,49,49	0
57	MG	1A	3452	1/1	0.89	0.16	53,53,53,53	0

Continued on next page...

Continued from previous page...

Mol	Type	Chain	Res	Atoms	RSCC	RSR	B-factors(\AA^2)	Q<0.9
57	MG	1B	211	1/1	0.89	0.15	51,51,51,51	0
57	MG	1A	3826	1/1	0.89	0.10	56,56,56,56	0
57	MG	1B	216	1/1	0.89	0.14	51,51,51,51	0
57	MG	2a	1661	1/1	0.89	0.18	71,71,71,71	0
57	MG	1A	3986	1/1	0.89	0.16	68,68,68,68	0
57	MG	1a	1674	1/1	0.89	0.17	69,69,69,69	0
57	MG	1A	3330	1/1	0.89	0.11	50,50,50,50	0
57	MG	1a	1677	1/1	0.89	0.09	69,69,69,69	0
57	MG	1A	3588	1/1	0.89	0.19	62,62,62,62	0
57	MG	2a	1669	1/1	0.89	0.17	69,69,69,69	0
57	MG	1a	1854	1/1	0.89	0.15	68,68,68,68	0
57	MG	1a	1680	1/1	0.89	0.26	61,61,61,61	0
57	MG	2A	3783	1/1	0.89	0.12	73,73,73,73	0
57	MG	1a	1856	1/1	0.89	0.22	68,68,68,68	0
57	MG	2a	1675	1/1	0.89	0.20	76,76,76,76	0
57	MG	1A	3831	1/1	0.89	0.12	48,48,48,48	0
57	MG	1a	1858	1/1	0.89	0.13	57,57,57,57	0
57	MG	2A	3793	1/1	0.89	0.24	79,79,79,79	0
57	MG	1A	3144	1/1	0.89	0.17	72,72,72,72	0
57	MG	2A	3520	1/1	0.89	0.19	62,62,62,62	0
57	MG	1A	3086	1/1	0.89	0.23	49,49,49,49	0
57	MG	2A	3523	1/1	0.89	0.14	49,49,49,49	0
57	MG	1A	3841	1/1	0.89	0.11	57,57,57,57	0
57	MG	2A	3801	1/1	0.89	0.16	69,69,69,69	0
57	MG	2A	3802	1/1	0.89	0.09	68,68,68,68	0
57	MG	2a	1688	1/1	0.89	0.24	62,62,62,62	0
57	MG	2A	3526	1/1	0.89	0.17	69,69,69,69	0
57	MG	2A	3057	1/1	0.89	0.24	66,66,66,66	0
57	MG	2a	1701	1/1	0.89	0.26	76,76,76,76	0
57	MG	1B	230	1/1	0.89	0.11	72,72,72,72	0
57	MG	2A	3060	1/1	0.89	0.16	53,53,53,53	0
57	MG	1A	3843	1/1	0.89	0.11	29,29,29,29	0
57	MG	2A	3065	1/1	0.89	0.13	53,53,53,53	0
57	MG	1A	3039	1/1	0.89	0.24	59,59,59,59	0
57	MG	1A	3848	1/1	0.89	0.08	66,66,66,66	0
57	MG	1A	3050	1/1	0.89	0.14	59,59,59,59	0
57	MG	1A	3111	1/1	0.89	0.11	48,48,48,48	0
57	MG	1A	3409	1/1	0.89	0.15	57,57,57,57	0
57	MG	2a	1727	1/1	0.89	0.09	82,82,82,82	0
57	MG	2A	3555	1/1	0.89	0.17	48,48,48,48	0
57	MG	2A	3087	1/1	0.89	0.12	59,59,59,59	0
57	MG	2A	3089	1/1	0.89	0.15	65,65,65,65	0

Continued on next page...

Continued from previous page...

Mol	Type	Chain	Res	Atoms	RSCC	RSR	B-factors(\AA^2)	Q<0.9
57	MG	1a	1694	1/1	0.89	0.17	63,63,63,63	0
57	MG	1A	3604	1/1	0.89	0.13	58,58,58,58	0
57	MG	2A	3288	1/1	0.89	0.21	70,70,70,70	0
57	MG	1A	3605	1/1	0.89	0.15	55,55,55,55	0
57	MG	1A	3235	1/1	0.89	0.17	55,55,55,55	0
57	MG	1A	3266	1/1	0.89	0.20	60,60,60,60	0
57	MG	1A	3741	1/1	0.89	0.12	70,70,70,70	0
57	MG	1A	3744	1/1	0.89	0.14	56,56,56,56	0
57	MG	1A	3617	1/1	0.89	0.08	55,55,55,55	0
57	MG	2a	1753	1/1	0.89	0.28	64,64,64,64	0
57	MG	1A	3114	1/1	0.89	0.13	41,41,41,41	0
57	MG	1A	3626	1/1	0.89	0.10	20,20,20,20	0
57	MG	2A	3851	1/1	0.89	0.11	36,36,36,36	0
57	MG	2A	3856	1/1	0.89	0.17	49,49,49,49	0
57	MG	1a	1883	1/1	0.89	0.14	69,69,69,69	0
57	MG	1A	3920	1/1	0.89	0.19	50,50,50,50	0
57	MG	2B	3001	1/1	0.89	0.17	80,80,80,80	0
57	MG	2A	3114	1/1	0.89	0.11	63,63,63,63	0
57	MG	2A	3115	1/1	0.89	0.07	63,63,63,63	0
57	MG	2A	3116	1/1	0.89	0.10	75,75,75,75	0
57	MG	2A	3593	1/1	0.89	0.12	65,65,65,65	0
57	MG	2A	3117	1/1	0.89	0.26	54,54,54,54	0
57	MG	1a	1887	1/1	0.89	0.10	76,76,76,76	0
57	MG	2a	1774	1/1	0.89	0.27	68,68,68,68	0
57	MG	1U	202	1/1	0.89	0.11	58,58,58,58	0
57	MG	2A	3136	1/1	0.89	0.24	48,48,48,48	0
57	MG	1a	1751	1/1	0.89	0.16	65,65,65,65	0
57	MG	1A	3629	1/1	0.89	0.07	17,17,17,17	0
57	MG	2A	3143	1/1	0.89	0.29	64,64,64,64	0
57	MG	2a	1783	1/1	0.89	0.19	85,85,85,85	0
57	MG	2A	3144	1/1	0.89	0.28	67,67,67,67	0
57	MG	1A	3115	1/1	0.89	0.17	56,56,56,56	0
57	MG	1A	3273	1/1	0.89	0.27	62,62,62,62	0
57	MG	2a	1789	1/1	0.89	0.25	77,77,77,77	0
57	MG	2A	3614	1/1	0.89	0.17	80,80,80,80	0
57	MG	1a	1760	1/1	0.89	0.17	66,66,66,66	0
57	MG	1A	3084	1/1	0.89	0.26	47,47,47,47	0
57	MG	1a	1900	1/1	0.89	0.12	70,70,70,70	0
57	MG	1a	1765	1/1	0.89	0.12	87,87,87,87	0
57	MG	2A	3623	1/1	0.89	0.15	71,71,71,71	0
57	MG	2A	3165	1/1	0.89	0.15	59,59,59,59	0
57	MG	1A	3766	1/1	0.89	0.11	61,61,61,61	0

Continued on next page...

Continued from previous page...

Mol	Type	Chain	Res	Atoms	RSCC	RSR	B-factors(\AA^2)	Q<0.9
57	MG	2A	3171	1/1	0.89	0.33	63,63,63,63	0
57	MG	2E	309	1/1	0.89	0.13	62,62,62,62	0
57	MG	2A	3634	1/1	0.89	0.10	52,52,52,52	0
57	MG	15	102	1/1	0.89	0.10	66,66,66,66	0
57	MG	1A	3940	1/1	0.89	0.10	56,56,56,56	0
57	MG	1a	1789	1/1	0.89	0.22	67,67,67,67	0
57	MG	2A	3349	1/1	0.89	0.11	74,74,74,74	0
57	MG	2Q	3003	1/1	0.89	0.12	55,55,55,55	0
57	MG	1a	1790	1/1	0.89	0.20	69,69,69,69	0
57	MG	1A	3429	1/1	0.89	0.20	67,67,67,67	0
57	MG	2A	3648	1/1	0.89	0.12	69,69,69,69	0
57	MG	2q	201	1/1	0.89	0.18	64,64,64,64	0
57	MG	1d	502	1/1	0.89	0.23	81,81,81,81	0
57	MG	2A	3655	1/1	0.89	0.11	36,36,36,36	0
57	MG	2t	3001	1/1	0.89	0.17	58,58,58,58	0
57	MG	2A	3186	1/1	0.89	0.13	55,55,55,55	0
57	MG	2v	102	1/1	0.89	0.20	87,87,87,87	0
57	MG	2A	3362	1/1	0.89	0.22	55,55,55,55	0
57	MG	2A	3363	1/1	0.89	0.34	64,64,64,64	0
57	MG	1A	3945	1/1	0.89	0.19	69,69,69,69	0
57	MG	1A	3669	1/1	0.89	0.08	38,38,38,38	0
57	MG	1A	3135	1/1	0.89	0.09	43,43,43,43	0
57	MG	1n	502	1/1	0.89	0.38	66,66,66,66	0
57	MG	28	101	1/1	0.89	0.16	78,78,78,78	0
57	MG	2A	3192	1/1	0.89	0.07	62,62,62,62	0
57	MG	2A	3193	1/1	0.89	0.17	58,58,58,58	0
57	MG	1A	3950	1/1	0.89	0.10	62,62,62,62	0
57	MG	1A	3323	1/1	0.89	0.10	56,56,56,56	0
57	MG	1a	1617	1/1	0.89	0.14	59,59,59,59	0
57	MG	1A	3786	1/1	0.89	0.16	74,74,74,74	0
57	MG	1a	1612	1/1	0.90	0.08	71,71,71,71	0
57	MG	1A	4059	1/1	0.90	0.09	60,60,60,60	0
57	MG	1A	3479	1/1	0.90	0.24	49,49,49,49	0
57	MG	2A	3413	1/1	0.90	0.09	70,70,70,70	0
57	MG	1a	1619	1/1	0.90	0.28	70,70,70,70	0
57	MG	1A	3497	1/1	0.90	0.11	21,21,21,21	0
57	MG	1A	4063	1/1	0.90	0.11	54,54,54,54	0
57	MG	1a	1625	1/1	0.90	0.18	68,68,68,68	0
57	MG	1A	3396	1/1	0.90	0.12	55,55,55,55	0
57	MG	1a	1627	1/1	0.90	0.37	62,62,62,62	0
57	MG	1A	3397	1/1	0.90	0.23	62,62,62,62	0
57	MG	1A	3131	1/1	0.90	0.18	59,59,59,59	0

Continued on next page...

Continued from previous page...

Mol	Type	Chain	Res	Atoms	RSCC	RSR	B-factors(\AA^2)	Q<0.9
57	MG	1a	1634	1/1	0.90	0.12	62,62,62,62	0
57	MG	1A	3336	1/1	0.90	0.35	54,54,54,54	0
57	MG	1a	1636	1/1	0.90	0.29	70,70,70,70	0
57	MG	1A	3506	1/1	0.90	0.09	12,12,12,12	0
57	MG	1A	3513	1/1	0.90	0.17	49,49,49,49	0
57	MG	1A	3400	1/1	0.90	0.32	61,61,61,61	0
57	MG	1a	1829	1/1	0.90	0.16	50,50,50,50	0
57	MG	1A	3337	1/1	0.90	0.17	64,64,64,64	0
57	MG	2A	3464	1/1	0.90	0.17	67,67,67,67	0
57	MG	2A	3729	1/1	0.90	0.16	76,76,76,76	0
57	MG	1a	1831	1/1	0.90	0.16	82,82,82,82	0
57	MG	1a	1647	1/1	0.90	0.18	72,72,72,72	0
57	MG	2A	3742	1/1	0.90	0.10	50,50,50,50	0
57	MG	1A	3402	1/1	0.90	0.13	44,44,44,44	0
57	MG	2A	3481	1/1	0.90	0.09	52,52,52,52	0
57	MG	1A	3693	1/1	0.90	0.10	64,64,64,64	0
57	MG	1A	3963	1/1	0.90	0.08	44,44,44,44	0
57	MG	2A	3487	1/1	0.90	0.10	44,44,44,44	0
57	MG	1a	1653	1/1	0.90	0.11	65,65,65,65	0
57	MG	2a	1655	1/1	0.90	0.18	67,67,67,67	0
57	MG	1A	3105	1/1	0.90	0.20	30,30,30,30	0
57	MG	2a	1659	1/1	0.90	0.20	65,65,65,65	0
57	MG	1A	3045	1/1	0.90	0.14	54,54,54,54	0
57	MG	2A	3505	1/1	0.90	0.10	67,67,67,67	0
57	MG	1A	3970	1/1	0.90	0.14	55,55,55,55	0
57	MG	2a	1664	1/1	0.90	0.28	71,71,71,71	0
57	MG	1A	4110	1/1	0.90	0.12	69,69,69,69	0
57	MG	1A	4116	1/1	0.90	0.32	37,37,37,37	0
57	MG	1a	1845	1/1	0.90	0.15	79,79,79,79	0
57	MG	1a	1846	1/1	0.90	0.14	73,73,73,73	0
57	MG	2A	3257	1/1	0.90	0.14	59,59,59,59	0
57	MG	2A	3791	1/1	0.90	0.18	62,62,62,62	0
57	MG	2A	3792	1/1	0.90	0.17	72,72,72,72	0
57	MG	1A	3702	1/1	0.90	0.18	71,71,71,71	0
57	MG	2A	3064	1/1	0.90	0.10	54,54,54,54	0
57	MG	2A	3262	1/1	0.90	0.16	68,68,68,68	0
57	MG	2A	3265	1/1	0.90	0.17	67,67,67,67	0
57	MG	1A	3824	1/1	0.90	0.07	23,23,23,23	0
57	MG	2A	3070	1/1	0.90	0.15	57,57,57,57	0
57	MG	2A	3071	1/1	0.90	0.14	62,62,62,62	0
57	MG	1A	3258	1/1	0.90	0.32	60,60,60,60	0
57	MG	1A	3704	1/1	0.90	0.15	62,62,62,62	0

Continued on next page...

Continued from previous page...

Mol	Type	Chain	Res	Atoms	RSCC	RSR	B-factors(\AA^2)	Q<0.9
57	MG	1A	3352	1/1	0.90	0.25	39,39,39,39	0
57	MG	2A	3083	1/1	0.90	0.29	63,63,63,63	0
57	MG	1A	3981	1/1	0.90	0.20	60,60,60,60	0
57	MG	1B	209	1/1	0.90	0.13	65,65,65,65	0
57	MG	1A	3287	1/1	0.90	0.11	64,64,64,64	0
57	MG	1A	3148	1/1	0.90	0.28	38,38,38,38	0
57	MG	2a	1691	1/1	0.90	0.28	68,68,68,68	0
57	MG	1A	3834	1/1	0.90	0.11	41,41,41,41	0
57	MG	2a	1696	1/1	0.90	0.22	69,69,69,69	0
57	MG	2A	3283	1/1	0.90	0.14	61,61,61,61	0
57	MG	2A	3284	1/1	0.90	0.14	63,63,63,63	0
57	MG	1A	3838	1/1	0.90	0.11	70,70,70,70	0
57	MG	2A	3822	1/1	0.90	0.14	78,78,78,78	0
57	MG	2a	1708	1/1	0.90	0.07	95,95,95,95	0
57	MG	1A	3042	1/1	0.90	0.20	57,57,57,57	0
57	MG	2a	1711	1/1	0.90	0.15	80,80,80,80	0
57	MG	2a	1712	1/1	0.90	0.12	71,71,71,71	0
57	MG	1A	3989	1/1	0.90	0.23	58,58,58,58	0
57	MG	1A	3426	1/1	0.90	0.12	63,63,63,63	0
57	MG	2A	3292	1/1	0.90	0.24	62,62,62,62	0
57	MG	2A	3828	1/1	0.90	0.22	74,74,74,74	0
57	MG	1A	3991	1/1	0.90	0.11	54,54,54,54	0
57	MG	2a	1725	1/1	0.90	0.19	77,77,77,77	0
57	MG	2A	3297	1/1	0.90	0.22	61,61,61,61	0
57	MG	2A	3298	1/1	0.90	0.22	55,55,55,55	0
57	MG	1A	3994	1/1	0.90	0.10	54,54,54,54	0
57	MG	1A	3099	1/1	0.90	0.11	68,68,68,68	0
57	MG	2a	1731	1/1	0.90	0.12	77,77,77,77	0
57	MG	1A	3578	1/1	0.90	0.14	27,27,27,27	0
57	MG	2A	3582	1/1	0.90	0.16	72,72,72,72	0
57	MG	1A	3725	1/1	0.90	0.15	61,61,61,61	0
57	MG	1A	3850	1/1	0.90	0.12	58,58,58,58	0
57	MG	1A	3728	1/1	0.90	0.12	56,56,56,56	0
57	MG	1E	304	1/1	0.90	0.16	57,57,57,57	0
57	MG	1A	3581	1/1	0.90	0.10	73,73,73,73	0
57	MG	2A	3307	1/1	0.90	0.14	54,54,54,54	0
57	MG	1A	3118	1/1	0.90	0.21	47,47,47,47	0
57	MG	1a	1695	1/1	0.90	0.10	69,69,69,69	0
57	MG	1a	1701	1/1	0.90	0.24	73,73,73,73	0
57	MG	2A	3122	1/1	0.90	0.14	86,86,86,86	0
57	MG	2A	3126	1/1	0.90	0.22	49,49,49,49	0
57	MG	1a	1881	1/1	0.90	0.14	70,70,70,70	0

Continued on next page...

Continued from previous page...

Mol	Type	Chain	Res	Atoms	RSCC	RSR	B-factors(\AA^2)	Q<0.9
57	MG	1a	1702	1/1	0.90	0.12	66,66,66,66	0
57	MG	2A	3600	1/1	0.90	0.18	74,74,74,74	0
57	MG	1F	304	1/1	0.90	0.14	54,54,54,54	0
57	MG	1A	3178	1/1	0.90	0.17	54,54,54,54	0
57	MG	1F	308	1/1	0.90	0.12	57,57,57,57	0
57	MG	1A	3869	1/1	0.90	0.08	44,44,44,44	0
57	MG	1A	3446	1/1	0.90	0.14	67,67,67,67	0
57	MG	2A	3613	1/1	0.90	0.12	76,76,76,76	0
57	MG	1A	3309	1/1	0.90	0.36	39,39,39,39	0
57	MG	1N	202	1/1	0.90	0.10	53,53,53,53	0
57	MG	1A	4017	1/1	0.90	0.09	56,56,56,56	0
57	MG	2A	3617	1/1	0.90	0.14	64,64,64,64	0
57	MG	2a	1779	1/1	0.90	0.16	75,75,75,75	0
57	MG	1A	3179	1/1	0.90	0.15	47,47,47,47	0
57	MG	1a	1732	1/1	0.90	0.15	64,64,64,64	0
57	MG	2A	3338	1/1	0.90	0.21	73,73,73,73	0
57	MG	1a	1734	1/1	0.90	0.11	63,63,63,63	0
57	MG	1A	3237	1/1	0.90	0.15	64,64,64,64	0
57	MG	2A	3342	1/1	0.90	0.15	65,65,65,65	0
57	MG	2A	3343	1/1	0.90	0.11	57,57,57,57	0
57	MG	1A	3900	1/1	0.90	0.13	75,75,75,75	0
57	MG	1A	3270	1/1	0.90	0.14	66,66,66,66	0
57	MG	2A	3173	1/1	0.90	0.18	58,58,58,58	0
57	MG	2A	3177	1/1	0.90	0.28	65,65,65,65	0
57	MG	1S	3002	1/1	0.90	0.15	47,47,47,47	0
57	MG	2O	8001	1/1	0.90	0.14	62,62,62,62	0
57	MG	2A	3352	1/1	0.90	0.15	70,70,70,70	0
57	MG	1A	3907	1/1	0.90	0.07	25,25,25,25	0
57	MG	1a	1909	1/1	0.90	0.27	68,68,68,68	0
57	MG	2a	1801	1/1	0.90	0.16	63,63,63,63	0
57	MG	1A	3382	1/1	0.90	0.16	56,56,56,56	0
57	MG	2T	3002	1/1	0.90	0.11	61,61,61,61	0
57	MG	2A	3361	1/1	0.90	0.24	44,44,44,44	0
57	MG	1A	3180	1/1	0.90	0.24	49,49,49,49	0
57	MG	2f	3002	1/1	0.90	0.10	76,76,76,76	0
57	MG	1U	204	1/1	0.90	0.11	58,58,58,58	0
57	MG	1A	3101	1/1	0.90	0.12	44,44,44,44	0
57	MG	1e	201	1/1	0.90	0.08	75,75,75,75	0
57	MG	1a	1767	1/1	0.90	0.13	78,78,78,78	0
57	MG	1A	4038	1/1	0.90	0.10	59,59,59,59	0
57	MG	1a	1775	1/1	0.90	0.07	72,72,72,72	0
57	MG	1A	3388	1/1	0.90	0.20	61,61,61,61	0

Continued on next page...

Continued from previous page...

Mol	Type	Chain	Res	Atoms	RSCC	RSR	B-factors(\AA^2)	Q<0.9
57	MG	21	102	1/1	0.90	0.17	63,63,63,63	0
57	MG	23	101	1/1	0.90	0.15	64,64,64,64	0
57	MG	25	103	1/1	0.90	0.12	68,68,68,68	0
57	MG	1A	3760	1/1	0.90	0.14	25,25,25,25	0
57	MG	1A	3927	1/1	0.90	0.33	44,44,44,44	0
57	MG	13	101	1/1	0.90	0.12	76,76,76,76	0
57	MG	1A	4045	1/1	0.90	0.13	72,72,72,72	0
57	MG	2A	3199	1/1	0.90	0.19	62,62,62,62	0
57	MG	2A	3672	1/1	0.90	0.14	66,66,66,66	0
57	MG	1A	4047	1/1	0.90	0.16	62,62,62,62	0
57	MG	1a	1793	1/1	0.90	0.18	61,61,61,61	0
57	MG	1A	3390	1/1	0.90	0.18	56,56,56,56	0
57	MG	2a	1608	1/1	0.90	0.47	77,77,77,77	0
57	MG	1A	3326	1/1	0.90	0.16	64,64,64,64	0
57	MG	1A	3472	1/1	0.90	0.10	50,50,50,50	0
57	MG	2a	1612	1/1	0.90	0.23	65,65,65,65	0
57	MG	1A	3129	1/1	0.90	0.13	46,46,46,46	0
57	MG	2A	3688	1/1	0.90	0.08	61,61,61,61	0
57	MG	1A	3936	1/1	0.90	0.12	60,60,60,60	0
57	MG	1E	309	1/1	0.91	0.34	45,45,45,45	0
57	MG	1A	3531	1/1	0.91	0.11	15,15,15,15	0
57	MG	1A	3332	1/1	0.91	0.13	54,54,54,54	0
57	MG	2A	3166	1/1	0.91	0.18	72,72,72,72	0
57	MG	1A	3040	1/1	0.91	0.11	55,55,55,55	0
57	MG	2A	3795	1/1	0.91	0.17	78,78,78,78	0
57	MG	2A	3168	1/1	0.91	0.25	61,61,61,61	0
57	MG	1A	3676	1/1	0.91	0.14	60,60,60,60	0
57	MG	1A	3679	1/1	0.91	0.16	29,29,29,29	0
57	MG	1A	3448	1/1	0.91	0.33	62,62,62,62	0
57	MG	2A	3562	1/1	0.91	0.28	52,52,52,52	0
57	MG	1x	3002	1/1	0.91	0.14	74,74,74,74	0
57	MG	1A	3681	1/1	0.91	0.08	37,37,37,37	0
57	MG	1A	3939	1/1	0.91	0.09	65,65,65,65	0
57	MG	2A	3321	1/1	0.91	0.17	64,64,64,64	0
57	MG	2A	3181	1/1	0.91	0.18	62,62,62,62	0
57	MG	1A	3544	1/1	0.91	0.10	56,56,56,56	0
57	MG	2A	3326	1/1	0.91	0.23	72,72,72,72	0
57	MG	2A	3580	1/1	0.91	0.10	57,57,57,57	0
57	MG	1A	3174	1/1	0.91	0.19	45,45,45,45	0
57	MG	1P	204	1/1	0.91	0.15	62,62,62,62	0
57	MG	1A	3795	1/1	0.91	0.11	60,60,60,60	0
57	MG	2A	3331	1/1	0.91	0.29	64,64,64,64	0

Continued on next page...

Continued from previous page...

Mol	Type	Chain	Res	Atoms	RSCC	RSR	B-factors(\AA^2)	Q<0.9
57	MG	2A	3819	1/1	0.91	0.18	57,57,57,57	0
57	MG	2a	1674	1/1	0.91	0.11	69,69,69,69	0
57	MG	1x	3013	1/1	0.91	0.19	77,77,77,77	0
57	MG	1A	3198	1/1	0.91	0.27	41,41,41,41	0
57	MG	1A	3564	1/1	0.91	0.12	29,29,29,29	0
57	MG	2a	1678	1/1	0.91	0.12	76,76,76,76	0
57	MG	1A	3265	1/1	0.91	0.28	56,56,56,56	0
57	MG	1A	3951	1/1	0.91	0.08	31,31,31,31	0
57	MG	1A	3074	1/1	0.91	0.18	47,47,47,47	0
57	MG	1A	3244	1/1	0.91	0.20	52,52,52,52	0
57	MG	1a	1848	1/1	0.91	0.12	82,82,82,82	0
57	MG	1A	3816	1/1	0.91	0.13	60,60,60,60	0
57	MG	1a	1700	1/1	0.91	0.18	67,67,67,67	0
57	MG	1X	3005	1/1	0.91	0.16	52,52,52,52	0
57	MG	1A	3268	1/1	0.91	0.19	51,51,51,51	0
57	MG	2A	3351	1/1	0.91	0.08	73,73,73,73	0
57	MG	2A	3024	1/1	0.91	0.14	63,63,63,63	0
57	MG	2a	1692	1/1	0.91	0.21	51,51,51,51	0
57	MG	1A	3354	1/1	0.91	0.14	71,71,71,71	0
57	MG	2A	3848	1/1	0.91	0.18	70,70,70,70	0
57	MG	2a	1698	1/1	0.91	0.12	68,68,68,68	0
57	MG	1A	3303	1/1	0.91	0.23	47,47,47,47	0
57	MG	1A	3595	1/1	0.91	0.14	52,52,52,52	0
57	MG	1A	4066	1/1	0.91	0.15	54,54,54,54	0
57	MG	1A	3468	1/1	0.91	0.13	36,36,36,36	0
57	MG	1A	3717	1/1	0.91	0.24	58,58,58,58	0
57	MG	2A	3038	1/1	0.91	0.10	63,63,63,63	0
57	MG	2A	3039	1/1	0.91	0.27	68,68,68,68	0
57	MG	2A	3369	1/1	0.91	0.19	65,65,65,65	0
57	MG	1A	3077	1/1	0.91	0.22	39,39,39,39	0
57	MG	2A	3627	1/1	0.91	0.14	45,45,45,45	0
57	MG	2A	3218	1/1	0.91	0.12	62,62,62,62	0
57	MG	18	104	1/1	0.91	0.15	58,58,58,58	0
57	MG	1A	3313	1/1	0.91	0.15	52,52,52,52	0
57	MG	1A	3974	1/1	0.91	0.09	76,76,76,76	0
57	MG	1A	3722	1/1	0.91	0.11	52,52,52,52	0
57	MG	2A	3636	1/1	0.91	0.11	60,60,60,60	0
57	MG	1A	3156	1/1	0.91	0.14	47,47,47,47	0
57	MG	1a	1608	1/1	0.91	0.25	68,68,68,68	0
57	MG	1a	1748	1/1	0.91	0.09	68,68,68,68	0
57	MG	2a	1732	1/1	0.91	0.12	90,90,90,90	0
57	MG	1a	1611	1/1	0.91	0.10	68,68,68,68	0

Continued on next page...

Continued from previous page...

Mol	Type	Chain	Res	Atoms	RSCC	RSR	B-factors(Å ²)	Q<0.9
57	MG	1A	3977	1/1	0.91	0.13	75,75,75,75	0
57	MG	1a	1614	1/1	0.91	0.15	60,60,60,60	0
57	MG	2a	1744	1/1	0.91	0.17	51,51,51,51	0
57	MG	2A	3649	1/1	0.91	0.07	61,61,61,61	0
57	MG	1A	3143	1/1	0.91	0.13	56,56,56,56	0
57	MG	2A	3063	1/1	0.91	0.17	60,60,60,60	0
57	MG	1A	3603	1/1	0.91	0.11	45,45,45,45	0
57	MG	1A	3207	1/1	0.91	0.10	48,48,48,48	0
57	MG	2A	3402	1/1	0.91	0.13	68,68,68,68	0
57	MG	2E	307	1/1	0.91	0.20	64,64,64,64	0
57	MG	2A	3067	1/1	0.91	0.31	52,52,52,52	0
57	MG	2A	3241	1/1	0.91	0.14	60,60,60,60	0
57	MG	2A	3069	1/1	0.91	0.16	27,27,27,27	0
57	MG	2a	1760	1/1	0.91	0.19	77,77,77,77	0
57	MG	1A	3982	1/1	0.91	0.12	59,59,59,59	0
57	MG	1A	3369	1/1	0.91	0.19	62,62,62,62	0
57	MG	2A	3420	1/1	0.91	0.11	60,60,60,60	0
57	MG	2A	3075	1/1	0.91	0.08	56,56,56,56	0
57	MG	1A	3606	1/1	0.91	0.11	46,46,46,46	0
57	MG	1A	3849	1/1	0.91	0.12	46,46,46,46	0
57	MG	2A	3080	1/1	0.91	0.32	72,72,72,72	0
57	MG	1a	1884	1/1	0.91	0.10	72,72,72,72	0
57	MG	2T	3001	1/1	0.91	0.11	68,68,68,68	0
57	MG	1A	3322	1/1	0.91	0.10	65,65,65,65	0
57	MG	1a	1886	1/1	0.91	0.17	83,83,83,83	0
57	MG	2A	3676	1/1	0.91	0.13	74,74,74,74	0
57	MG	1a	1630	1/1	0.91	0.31	62,62,62,62	0
57	MG	1A	3613	1/1	0.91	0.08	47,47,47,47	0
57	MG	1A	3854	1/1	0.91	0.12	52,52,52,52	0
57	MG	1A	3416	1/1	0.91	0.15	36,36,36,36	0
57	MG	1A	3739	1/1	0.91	0.15	66,66,66,66	0
57	MG	1a	1894	1/1	0.91	0.09	64,64,64,64	0
57	MG	2A	3455	1/1	0.91	0.10	66,66,66,66	0
57	MG	2A	3456	1/1	0.91	0.11	50,50,50,50	0
57	MG	2A	3458	1/1	0.91	0.10	38,38,38,38	0
57	MG	1a	1895	1/1	0.91	0.14	88,88,88,88	0
57	MG	1a	1896	1/1	0.91	0.13	63,63,63,63	0
57	MG	1A	3860	1/1	0.91	0.07	80,80,80,80	0
57	MG	2A	3468	1/1	0.91	0.14	73,73,73,73	0
57	MG	2A	3267	1/1	0.91	0.20	71,71,71,71	0
57	MG	2a	1794	1/1	0.91	0.19	76,76,76,76	0
57	MG	1A	3373	1/1	0.91	0.16	69,69,69,69	0

Continued on next page...

Continued from previous page...

Mol	Type	Chain	Res	Atoms	RSCC	RSR	B-factors(\AA^2)	Q<0.9
57	MG	2a	1796	1/1	0.91	0.12	79,79,79,79	0
57	MG	1A	3742	1/1	0.91	0.06	25,25,25,25	0
57	MG	1A	3871	1/1	0.91	0.11	50,50,50,50	0
57	MG	1A	3208	1/1	0.91	0.14	48,48,48,48	0
57	MG	2A	3715	1/1	0.91	0.11	55,55,55,55	0
57	MG	2A	3272	1/1	0.91	0.22	67,67,67,67	0
57	MG	1A	3209	1/1	0.91	0.14	61,61,61,61	0
57	MG	1A	3211	1/1	0.91	0.09	55,55,55,55	0
57	MG	2A	3494	1/1	0.91	0.20	73,73,73,73	0
57	MG	2A	3496	1/1	0.91	0.11	72,72,72,72	0
57	MG	1A	3186	1/1	0.91	0.10	53,53,53,53	0
57	MG	2A	3500	1/1	0.91	0.25	70,70,70,70	0
57	MG	1B	226	1/1	0.91	0.08	46,46,46,46	0
57	MG	1A	3331	1/1	0.91	0.10	57,57,57,57	0
57	MG	1A	4012	1/1	0.91	0.11	52,52,52,52	0
57	MG	1a	1913	1/1	0.91	0.18	63,63,63,63	0
57	MG	2A	3731	1/1	0.91	0.10	63,63,63,63	0
57	MG	1b	3001	1/1	0.91	0.13	87,87,87,87	0
57	MG	2A	3734	1/1	0.91	0.08	60,60,60,60	0
57	MG	1A	3901	1/1	0.91	0.12	19,19,19,19	0
57	MG	1A	3649	1/1	0.91	0.08	31,31,31,31	0
57	MG	1A	3434	1/1	0.91	0.29	51,51,51,51	0
57	MG	1A	3763	1/1	0.91	0.08	35,35,35,35	0
57	MG	2A	3139	1/1	0.91	0.12	46,46,46,46	0
57	MG	1A	3653	1/1	0.91	0.08	33,33,33,33	0
57	MG	2A	3141	1/1	0.91	0.12	59,59,59,59	0
57	MG	1f	3001	1/1	0.91	0.23	61,61,61,61	0
57	MG	1D	3004	1/1	0.91	0.15	42,42,42,42	0
57	MG	2A	3147	1/1	0.91	0.18	68,68,68,68	0
57	MG	1a	1821	1/1	0.91	0.18	69,69,69,69	0
57	MG	2A	3154	1/1	0.91	0.27	71,71,71,71	0
57	MG	2A	3155	1/1	0.91	0.20	62,62,62,62	0
57	MG	1A	3445	1/1	0.91	0.13	61,61,61,61	0
57	MG	2a	1639	1/1	0.91	0.09	55,55,55,55	0
57	MG	1A	4028	1/1	0.91	0.09	60,60,60,60	0
57	MG	1A	3667	1/1	0.91	0.07	78,78,78,78	0
57	MG	1A	4040	1/1	0.92	0.12	82,82,82,82	0
57	MG	1A	3714	1/1	0.92	0.13	61,61,61,61	0
57	MG	1A	3559	1/1	0.92	0.10	39,39,39,39	0
57	MG	1A	3875	1/1	0.92	0.10	60,60,60,60	0
57	MG	2A	3078	1/1	0.92	0.10	51,51,51,51	0
57	MG	1A	3718	1/1	0.92	0.15	49,49,49,49	0

Continued on next page...

Continued from previous page...

Mol	Type	Chain	Res	Atoms	RSCC	RSR	B-factors(\AA^2)	Q<0.9
57	MG	1A	4046	1/1	0.92	0.11	70,70,70,70	0
57	MG	2V	202	1/1	0.92	0.14	58,58,58,58	0
57	MG	1A	3563	1/1	0.92	0.07	21,21,21,21	0
57	MG	2A	3603	1/1	0.92	0.14	69,69,69,69	0
57	MG	1a	1629	1/1	0.92	0.24	69,69,69,69	0
57	MG	1A	4051	1/1	0.92	0.11	48,48,48,48	0
57	MG	1A	4052	1/1	0.92	0.11	59,59,59,59	0
57	MG	2A	3609	1/1	0.92	0.15	72,72,72,72	0
57	MG	1A	3430	1/1	0.92	0.17	51,51,51,51	0
57	MG	2A	3308	1/1	0.92	0.12	62,62,62,62	0
57	MG	25	102	1/1	0.92	0.23	58,58,58,58	0
57	MG	1a	1633	1/1	0.92	0.10	66,66,66,66	0
57	MG	1A	3297	1/1	0.92	0.23	44,44,44,44	0
57	MG	1A	3570	1/1	0.92	0.08	31,31,31,31	0
57	MG	1A	3903	1/1	0.92	0.08	49,49,49,49	0
57	MG	1A	3904	1/1	0.92	0.13	66,66,66,66	0
57	MG	1A	3259	1/1	0.92	0.25	59,59,59,59	0
57	MG	1A	3441	1/1	0.92	0.20	59,59,59,59	0
57	MG	1a	1644	1/1	0.92	0.13	74,74,74,74	0
57	MG	2A	3102	1/1	0.92	0.22	69,69,69,69	0
57	MG	1A	3726	1/1	0.92	0.20	47,47,47,47	0
57	MG	1A	3914	1/1	0.92	0.11	33,33,33,33	0
57	MG	2A	3106	1/1	0.92	0.15	58,58,58,58	0
57	MG	1A	3210	1/1	0.92	0.20	74,74,74,74	0
57	MG	1A	3310	1/1	0.92	0.15	64,64,64,64	0
57	MG	1A	3590	1/1	0.92	0.08	22,22,22,22	0
57	MG	1A	3593	1/1	0.92	0.08	25,25,25,25	0
57	MG	1A	3063	1/1	0.92	0.43	50,50,50,50	0
57	MG	1A	3316	1/1	0.92	0.12	52,52,52,52	0
57	MG	1A	3212	1/1	0.92	0.08	50,50,50,50	0
57	MG	2A	3334	1/1	0.92	0.28	63,63,63,63	0
57	MG	2A	3336	1/1	0.92	0.24	52,52,52,52	0
57	MG	2A	3652	1/1	0.92	0.32	72,72,72,72	0
57	MG	1A	3092	1/1	0.92	0.18	48,48,48,48	0
57	MG	1A	3117	1/1	0.92	0.11	40,40,40,40	0
57	MG	1A	3743	1/1	0.92	0.11	58,58,58,58	0
57	MG	2A	3130	1/1	0.92	0.25	63,63,63,63	0
57	MG	2A	3341	1/1	0.92	0.21	71,71,71,71	0
57	MG	1a	1874	1/1	0.92	0.19	72,72,72,72	0
57	MG	2a	1627	1/1	0.92	0.28	71,71,71,71	0
57	MG	1a	1664	1/1	0.92	0.28	54,54,54,54	0
57	MG	1A	4080	1/1	0.92	0.17	57,57,57,57	0

Continued on next page...

Continued from previous page...

Mol	Type	Chain	Res	Atoms	RSCC	RSR	B-factors(Å ²)	Q<0.9
57	MG	1A	4087	1/1	0.92	0.10	59,59,59,59	0
57	MG	1A	3218	1/1	0.92	0.18	49,49,49,49	0
57	MG	1A	3384	1/1	0.92	0.23	44,44,44,44	0
57	MG	1A	3941	1/1	0.92	0.10	50,50,50,50	0
57	MG	1A	4106	1/1	0.92	0.26	67,67,67,67	0
57	MG	2a	1635	1/1	0.92	0.29	60,60,60,60	0
57	MG	1A	3454	1/1	0.92	0.15	67,67,67,67	0
57	MG	2A	3148	1/1	0.92	0.13	62,62,62,62	0
57	MG	2A	3354	1/1	0.92	0.25	71,71,71,71	0
57	MG	2A	3673	1/1	0.92	0.12	62,62,62,62	0
57	MG	2A	3674	1/1	0.92	0.13	63,63,63,63	0
57	MG	1A	3455	1/1	0.92	0.09	50,50,50,50	0
57	MG	2A	3152	1/1	0.92	0.15	59,59,59,59	0
57	MG	1A	3946	1/1	0.92	0.18	64,64,64,64	0
57	MG	2A	3678	1/1	0.92	0.11	54,54,54,54	0
57	MG	1A	3456	1/1	0.92	0.10	37,37,37,37	0
57	MG	1A	4124	1/1	0.92	0.12	37,37,37,37	0
57	MG	2A	3158	1/1	0.92	0.11	63,63,63,63	0
57	MG	1A	3385	1/1	0.92	0.12	53,53,53,53	0
57	MG	2A	3368	1/1	0.92	0.38	66,66,66,66	0
57	MG	1A	3757	1/1	0.92	0.12	46,46,46,46	0
57	MG	1a	1889	1/1	0.92	0.10	75,75,75,75	0
57	MG	2A	3691	1/1	0.92	0.10	64,64,64,64	0
57	MG	1A	3386	1/1	0.92	0.12	55,55,55,55	0
57	MG	2A	3374	1/1	0.92	0.29	64,64,64,64	0
57	MG	1A	3610	1/1	0.92	0.11	59,59,59,59	0
57	MG	1A	3611	1/1	0.92	0.06	44,44,44,44	0
57	MG	1A	3230	1/1	0.92	0.18	48,48,48,48	0
57	MG	2A	3381	1/1	0.92	0.09	53,53,53,53	0
57	MG	1A	3463	1/1	0.92	0.26	58,58,58,58	0
57	MG	2A	3386	1/1	0.92	0.28	56,56,56,56	0
57	MG	1A	3959	1/1	0.92	0.14	61,61,61,61	0
57	MG	1A	3772	1/1	0.92	0.15	45,45,45,45	0
57	MG	1A	3773	1/1	0.92	0.17	61,61,61,61	0
57	MG	1B	218	1/1	0.92	0.12	62,62,62,62	0
57	MG	1A	3465	1/1	0.92	0.34	72,72,72,72	0
57	MG	1A	3964	1/1	0.92	0.15	33,33,33,33	0
57	MG	1a	1902	1/1	0.92	0.13	56,56,56,56	0
57	MG	1a	1699	1/1	0.92	0.18	56,56,56,56	0
57	MG	1B	221	1/1	0.92	0.14	54,54,54,54	0
57	MG	1B	222	1/1	0.92	0.07	57,57,57,57	0
57	MG	1A	3620	1/1	0.92	0.12	64,64,64,64	0

Continued on next page...

Continued from previous page...

Mol	Type	Chain	Res	Atoms	RSCC	RSR	B-factors(\AA^2)	Q<0.9
57	MG	1A	3095	1/1	0.92	0.25	39,39,39,39	0
57	MG	1a	1910	1/1	0.92	0.28	59,59,59,59	0
57	MG	2a	1682	1/1	0.92	0.20	63,63,63,63	0
57	MG	1A	3968	1/1	0.92	0.12	72,72,72,72	0
57	MG	1A	3625	1/1	0.92	0.12	42,42,42,42	0
57	MG	1A	3234	1/1	0.92	0.09	38,38,38,38	0
57	MG	2A	3417	1/1	0.92	0.09	58,58,58,58	0
57	MG	2A	3735	1/1	0.92	0.09	62,62,62,62	0
57	MG	1A	3328	1/1	0.92	0.09	53,53,53,53	0
57	MG	2A	3740	1/1	0.92	0.10	48,48,48,48	0
57	MG	2a	1690	1/1	0.92	0.26	65,65,65,65	0
57	MG	1A	3197	1/1	0.92	0.15	61,61,61,61	0
57	MG	1A	3634	1/1	0.92	0.13	45,45,45,45	0
57	MG	2A	3748	1/1	0.92	0.09	38,38,38,38	0
57	MG	1a	1726	1/1	0.92	0.11	60,60,60,60	0
57	MG	2A	3759	1/1	0.92	0.13	42,42,42,42	0
57	MG	2a	1700	1/1	0.92	0.19	71,71,71,71	0
57	MG	1B	232	1/1	0.92	0.10	57,57,57,57	0
57	MG	1A	3474	1/1	0.92	0.11	42,42,42,42	0
57	MG	2A	3200	1/1	0.92	0.13	66,66,66,66	0
57	MG	2A	3770	1/1	0.92	0.07	78,78,78,78	0
57	MG	1l	8001	1/1	0.92	0.10	84,84,84,84	0
57	MG	2A	3202	1/1	0.92	0.15	61,61,61,61	0
57	MG	2A	3443	1/1	0.92	0.14	62,62,62,62	0
57	MG	1A	3640	1/1	0.92	0.12	64,64,64,64	0
57	MG	1m	201	1/1	0.92	0.18	72,72,72,72	0
57	MG	1D	3002	1/1	0.92	0.12	45,45,45,45	0
57	MG	1A	3796	1/1	0.92	0.11	55,55,55,55	0
57	MG	1a	1740	1/1	0.92	0.22	55,55,55,55	0
57	MG	1A	3980	1/1	0.92	0.09	57,57,57,57	0
57	MG	1a	1746	1/1	0.92	0.13	61,61,61,61	0
57	MG	1w	101	1/1	0.92	0.30	65,65,65,65	0
57	MG	1A	3643	1/1	0.92	0.11	23,23,23,23	0
57	MG	1a	1749	1/1	0.92	0.09	85,85,85,85	0
57	MG	2A	3216	1/1	0.92	0.31	44,44,44,44	0
57	MG	1a	1750	1/1	0.92	0.16	63,63,63,63	0
57	MG	1A	3646	1/1	0.92	0.12	21,21,21,21	0
57	MG	2A	3222	1/1	0.92	0.14	61,61,61,61	0
57	MG	2a	1735	1/1	0.92	0.14	66,66,66,66	0
57	MG	2a	1739	1/1	0.92	0.10	59,59,59,59	0
57	MG	1A	3271	1/1	0.92	0.14	35,35,35,35	0
57	MG	2A	3225	1/1	0.92	0.21	54,54,54,54	0

Continued on next page...

Continued from previous page...

Mol	Type	Chain	Res	Atoms	RSCC	RSR	B-factors(\AA^2)	Q<0.9
57	MG	1F	301	1/1	0.92	0.12	44,44,44,44	0
57	MG	1A	3163	1/1	0.92	0.09	55,55,55,55	0
57	MG	1A	3334	1/1	0.92	0.12	42,42,42,42	0
57	MG	2A	3492	1/1	0.92	0.11	51,51,51,51	0
57	MG	1x	3004	1/1	0.92	0.19	70,70,70,70	0
57	MG	1x	3005	1/1	0.92	0.28	68,68,68,68	0
57	MG	1A	3241	1/1	0.92	0.09	52,52,52,52	0
57	MG	1A	3817	1/1	0.92	0.08	55,55,55,55	0
57	MG	1A	3657	1/1	0.92	0.08	26,26,26,26	0
57	MG	2A	3502	1/1	0.92	0.23	74,74,74,74	0
57	MG	1a	1773	1/1	0.92	0.11	89,89,89,89	0
57	MG	1A	3664	1/1	0.92	0.09	52,52,52,52	0
57	MG	1A	3242	1/1	0.92	0.15	51,51,51,51	0
57	MG	1A	3243	1/1	0.92	0.07	29,29,29,29	0
57	MG	1O	3002	1/1	0.92	0.16	56,56,56,56	0
57	MG	1A	3338	1/1	0.92	0.10	44,44,44,44	0
57	MG	1A	3034	1/1	0.92	0.09	38,38,38,38	0
57	MG	1A	3200	1/1	0.92	0.16	53,53,53,53	0
57	MG	1Q	203	1/1	0.92	0.21	73,73,73,73	0
57	MG	2A	3827	1/1	0.92	0.09	58,58,58,58	0
57	MG	2A	3518	1/1	0.92	0.26	63,63,63,63	0
57	MG	1Q	204	1/1	0.92	0.12	61,61,61,61	0
57	MG	2A	3830	1/1	0.92	0.11	41,41,41,41	0
57	MG	1A	3832	1/1	0.92	0.08	59,59,59,59	0
57	MG	1A	3127	1/1	0.92	0.28	65,65,65,65	0
57	MG	1A	4001	1/1	0.92	0.11	49,49,49,49	0
57	MG	1A	3412	1/1	0.92	0.26	54,54,54,54	0
57	MG	1A	3076	1/1	0.92	0.09	32,32,32,32	0
57	MG	2A	3842	1/1	0.92	0.23	67,67,67,67	0
57	MG	1A	4005	1/1	0.92	0.09	63,63,63,63	0
57	MG	2a	1784	1/1	0.92	0.14	77,77,77,77	0
57	MG	2A	3530	1/1	0.92	0.19	57,57,57,57	0
57	MG	1A	4006	1/1	0.92	0.10	58,58,58,58	0
57	MG	2A	3030	1/1	0.92	0.17	44,44,44,44	0
57	MG	1a	1807	1/1	0.92	0.07	71,71,71,71	0
57	MG	1A	3528	1/1	0.92	0.11	42,42,42,42	0
57	MG	2A	3853	1/1	0.92	0.10	57,57,57,57	0
57	MG	2A	3854	1/1	0.92	0.16	53,53,53,53	0
57	MG	2A	3035	1/1	0.92	0.17	56,56,56,56	0
57	MG	2A	3540	1/1	0.92	0.13	59,59,59,59	0
57	MG	2A	3861	1/1	0.92	0.12	50,50,50,50	0
57	MG	1A	4009	1/1	0.92	0.10	38,38,38,38	0

Continued on next page...

Continued from previous page...

Mol	Type	Chain	Res	Atoms	RSCC	RSR	B-factors(\AA^2)	Q<0.9
57	MG	2A	3261	1/1	0.92	0.22	59,59,59,59	0
57	MG	2A	3544	1/1	0.92	0.13	42,42,42,42	0
57	MG	1A	4011	1/1	0.92	0.12	58,58,58,58	0
57	MG	2A	3549	1/1	0.92	0.13	52,52,52,52	0
57	MG	1A	3690	1/1	0.92	0.14	62,62,62,62	0
57	MG	1Z	304	1/1	0.92	0.10	58,58,58,58	0
57	MG	2A	3041	1/1	0.92	0.22	67,67,67,67	0
57	MG	2A	3044	1/1	0.92	0.28	49,49,49,49	0
57	MG	1A	3175	1/1	0.92	0.26	49,49,49,49	0
57	MG	1A	3255	1/1	0.92	0.09	40,40,40,40	0
57	MG	1A	3847	1/1	0.92	0.07	36,36,36,36	0
57	MG	2A	3565	1/1	0.92	0.30	69,69,69,69	0
57	MG	2A	3566	1/1	0.92	0.20	51,51,51,51	0
57	MG	1A	3017	1/1	0.92	0.09	56,56,56,56	0
57	MG	2A	3569	1/1	0.92	0.19	68,68,68,68	0
57	MG	2A	3570	1/1	0.92	0.13	55,55,55,55	0
57	MG	2A	3571	1/1	0.92	0.13	77,77,77,77	0
57	MG	2B	3019	1/1	0.92	0.11	85,85,85,85	0
57	MG	2A	3050	1/1	0.92	0.13	59,59,59,59	0
57	MG	1A	3052	1/1	0.92	0.17	34,34,34,34	0
57	MG	1A	3423	1/1	0.92	0.28	54,54,54,54	0
57	MG	1A	4027	1/1	0.92	0.14	55,55,55,55	0
57	MG	1A	3851	1/1	0.92	0.11	46,46,46,46	0
57	MG	1A	3542	1/1	0.92	0.11	44,44,44,44	0
57	MG	1A	3360	1/1	0.92	0.10	58,58,58,58	0
57	MG	1A	3549	1/1	0.92	0.07	24,24,24,24	0
57	MG	1a	1828	1/1	0.92	0.11	69,69,69,69	0
57	MG	2A	3285	1/1	0.92	0.24	66,66,66,66	0
57	MG	1A	4034	1/1	0.92	0.09	34,34,34,34	0
57	MG	1A	3705	1/1	0.92	0.10	48,48,48,48	0
57	MG	2A	3289	1/1	0.92	0.26	81,81,81,81	0
57	MG	1A	3552	1/1	0.92	0.09	59,59,59,59	0
57	MG	1A	3362	1/1	0.92	0.12	54,54,54,54	0
57	MG	2Q	3002	1/1	0.92	0.26	61,61,61,61	0
57	MG	1A	3062	1/1	0.92	0.23	36,36,36,36	0
57	MG	2A	3431	1/1	0.93	0.13	57,57,57,57	0
57	MG	2a	1611	1/1	0.93	0.32	67,67,67,67	0
57	MG	1a	1671	1/1	0.93	0.10	57,57,57,57	0
57	MG	1D	3009	1/1	0.93	0.23	28,28,28,28	0
57	MG	2A	3048	1/1	0.93	0.21	77,77,77,77	0
57	MG	1A	3812	1/1	0.93	0.12	60,60,60,60	0
57	MG	2A	3697	1/1	0.93	0.06	53,53,53,53	0

Continued on next page...

Continued from previous page...

Mol	Type	Chain	Res	Atoms	RSCC	RSR	B-factors(\AA^2)	Q<0.9
57	MG	1a	1849	1/1	0.93	0.08	95,95,95,95	0
57	MG	1a	1850	1/1	0.93	0.12	76,76,76,76	0
57	MG	1A	3376	1/1	0.93	0.15	62,62,62,62	0
57	MG	1a	1853	1/1	0.93	0.12	63,63,63,63	0
57	MG	1A	3379	1/1	0.93	0.17	49,49,49,49	0
57	MG	1A	3277	1/1	0.93	0.36	43,43,43,43	0
57	MG	1A	3819	1/1	0.93	0.09	48,48,48,48	0
57	MG	2A	3711	1/1	0.93	0.07	59,59,59,59	0
57	MG	2A	3059	1/1	0.93	0.33	68,68,68,68	0
57	MG	1A	3820	1/1	0.93	0.15	63,63,63,63	0
57	MG	1A	3254	1/1	0.93	0.17	41,41,41,41	0
57	MG	1F	307	1/1	0.93	0.15	52,52,52,52	0
57	MG	1A	3164	1/1	0.93	0.21	44,44,44,44	0
57	MG	2A	3461	1/1	0.93	0.09	44,44,44,44	0
57	MG	1G	3002	1/1	0.93	0.22	62,62,62,62	0
57	MG	1A	3621	1/1	0.93	0.07	48,48,48,48	0
57	MG	1A	3070	1/1	0.93	0.18	60,60,60,60	0
57	MG	1A	3533	1/1	0.93	0.10	68,68,68,68	0
57	MG	1A	3228	1/1	0.93	0.09	48,48,48,48	0
57	MG	2A	3074	1/1	0.93	0.15	67,67,67,67	0
57	MG	1A	4049	1/1	0.93	0.07	42,42,42,42	0
57	MG	1A	3108	1/1	0.93	0.12	46,46,46,46	0
57	MG	1a	1693	1/1	0.93	0.13	58,58,58,58	0
57	MG	2A	3490	1/1	0.93	0.10	49,49,49,49	0
57	MG	2a	1641	1/1	0.93	0.23	62,62,62,62	0
57	MG	2A	3733	1/1	0.93	0.10	65,65,65,65	0
57	MG	2A	3491	1/1	0.93	0.14	58,58,58,58	0
57	MG	2A	3263	1/1	0.93	0.11	50,50,50,50	0
57	MG	2A	3264	1/1	0.93	0.10	60,60,60,60	0
57	MG	2A	3738	1/1	0.93	0.08	45,45,45,45	0
57	MG	1O	3003	1/1	0.93	0.08	71,71,71,71	0
57	MG	1A	3960	1/1	0.93	0.15	47,47,47,47	0
57	MG	2A	3746	1/1	0.93	0.06	79,79,79,79	0
57	MG	1a	1698	1/1	0.93	0.19	66,66,66,66	0
57	MG	2a	1654	1/1	0.93	0.10	71,71,71,71	0
57	MG	2A	3499	1/1	0.93	0.17	61,61,61,61	0
57	MG	2a	1657	1/1	0.93	0.33	64,64,64,64	0
57	MG	2A	3750	1/1	0.93	0.07	48,48,48,48	0
57	MG	1P	201	1/1	0.93	0.15	34,34,34,34	0
57	MG	1A	3231	1/1	0.93	0.13	70,70,70,70	0
57	MG	2A	3761	1/1	0.93	0.09	41,41,41,41	0
57	MG	2A	3765	1/1	0.93	0.07	66,66,66,66	0

Continued on next page...

Continued from previous page...

Mol	Type	Chain	Res	Atoms	RSCC	RSR	B-factors(\AA^2)	Q<0.9
57	MG	1A	3170	1/1	0.93	0.13	59,59,59,59	0
57	MG	1A	3546	1/1	0.93	0.21	59,59,59,59	0
57	MG	2A	3088	1/1	0.93	0.15	51,51,51,51	0
57	MG	1A	3132	1/1	0.93	0.12	50,50,50,50	0
57	MG	1a	1709	1/1	0.93	0.07	61,61,61,61	0
57	MG	1R	201	1/1	0.93	0.09	42,42,42,42	0
57	MG	1A	3550	1/1	0.93	0.08	21,21,21,21	0
57	MG	1A	3340	1/1	0.93	0.10	53,53,53,53	0
57	MG	1A	3043	1/1	0.93	0.10	37,37,37,37	0
57	MG	1A	4061	1/1	0.93	0.09	47,47,47,47	0
57	MG	1A	3969	1/1	0.93	0.17	70,70,70,70	0
57	MG	1A	3650	1/1	0.93	0.10	25,25,25,25	0
57	MG	1A	3972	1/1	0.93	0.17	62,62,62,62	0
57	MG	1a	1728	1/1	0.93	0.12	52,52,52,52	0
57	MG	2A	3105	1/1	0.93	0.12	54,54,54,54	0
57	MG	1A	3296	1/1	0.93	0.20	52,52,52,52	0
57	MG	1W	201	1/1	0.93	0.17	44,44,44,44	0
57	MG	2A	3108	1/1	0.93	0.08	71,71,71,71	0
57	MG	1X	3001	1/1	0.93	0.05	54,54,54,54	0
57	MG	1A	3236	1/1	0.93	0.20	58,58,58,58	0
57	MG	1A	4069	1/1	0.93	0.09	53,53,53,53	0
57	MG	2A	3798	1/1	0.93	0.12	59,59,59,59	0
57	MG	1Z	301	1/1	0.93	0.22	43,43,43,43	0
57	MG	1a	1745	1/1	0.93	0.14	66,66,66,66	0
57	MG	1A	3350	1/1	0.93	0.14	57,57,57,57	0
57	MG	2A	3119	1/1	0.93	0.08	53,53,53,53	0
57	MG	1A	3351	1/1	0.93	0.15	45,45,45,45	0
57	MG	10	102	1/1	0.93	0.10	50,50,50,50	0
57	MG	2A	3124	1/1	0.93	0.11	45,45,45,45	0
57	MG	2A	3548	1/1	0.93	0.20	44,44,44,44	0
57	MG	1A	3264	1/1	0.93	0.13	49,49,49,49	0
57	MG	11	101	1/1	0.93	0.12	45,45,45,45	0
57	MG	2A	3133	1/1	0.93	0.19	49,49,49,49	0
57	MG	1a	1753	1/1	0.93	0.09	71,71,71,71	0
57	MG	1A	3305	1/1	0.93	0.08	52,52,52,52	0
57	MG	2A	3310	1/1	0.93	0.12	65,65,65,65	0
57	MG	12	3001	1/1	0.93	0.11	52,52,52,52	0
57	MG	2a	1707	1/1	0.93	0.09	82,82,82,82	0
57	MG	1A	3307	1/1	0.93	0.13	48,48,48,48	0
57	MG	1A	3574	1/1	0.93	0.11	29,29,29,29	0
57	MG	2a	1710	1/1	0.93	0.08	83,83,83,83	0
57	MG	1A	3075	1/1	0.93	0.08	55,55,55,55	0

Continued on next page...

Continued from previous page...

Mol	Type	Chain	Res	Atoms	RSCC	RSR	B-factors(\AA^2)	Q<0.9
57	MG	1a	1762	1/1	0.93	0.09	77,77,77,77	0
57	MG	1A	3862	1/1	0.93	0.09	37,37,37,37	0
57	MG	2a	1714	1/1	0.93	0.10	58,58,58,58	0
57	MG	2A	3146	1/1	0.93	0.20	59,59,59,59	0
57	MG	2A	3318	1/1	0.93	0.25	70,70,70,70	0
57	MG	1a	1912	1/1	0.93	0.06	66,66,66,66	0
57	MG	1A	3864	1/1	0.93	0.06	31,31,31,31	0
57	MG	2A	3150	1/1	0.93	0.13	42,42,42,42	0
57	MG	1a	1772	1/1	0.93	0.08	85,85,85,85	0
57	MG	2A	3324	1/1	0.93	0.11	57,57,57,57	0
57	MG	2A	3577	1/1	0.93	0.12	60,60,60,60	0
57	MG	1A	4088	1/1	0.93	0.10	62,62,62,62	0
57	MG	1A	4089	1/1	0.93	0.30	38,38,38,38	0
57	MG	1a	1604	1/1	0.93	0.12	67,67,67,67	0
57	MG	1A	3054	1/1	0.93	0.28	65,65,65,65	0
57	MG	1a	1783	1/1	0.93	0.16	58,58,58,58	0
57	MG	2A	3586	1/1	0.93	0.11	54,54,54,54	0
57	MG	2A	3847	1/1	0.93	0.22	59,59,59,59	0
57	MG	1a	1784	1/1	0.93	0.09	67,67,67,67	0
57	MG	1a	1785	1/1	0.93	0.12	71,71,71,71	0
57	MG	1A	3585	1/1	0.93	0.08	26,26,26,26	0
57	MG	2A	3335	1/1	0.93	0.21	56,56,56,56	0
57	MG	1A	4093	1/1	0.93	0.13	73,73,73,73	0
57	MG	2A	3855	1/1	0.93	0.08	72,72,72,72	0
57	MG	2a	1750	1/1	0.93	0.11	83,83,83,83	0
57	MG	1A	3311	1/1	0.93	0.09	38,38,38,38	0
57	MG	2A	3857	1/1	0.93	0.22	48,48,48,48	0
57	MG	2A	3858	1/1	0.93	0.09	55,55,55,55	0
57	MG	2A	3859	1/1	0.93	0.10	56,56,56,56	0
57	MG	1A	3066	1/1	0.93	0.29	39,39,39,39	0
57	MG	1A	3768	1/1	0.93	0.08	60,60,60,60	0
57	MG	2a	1758	1/1	0.93	0.18	55,55,55,55	0
57	MG	1A	3770	1/1	0.93	0.10	52,52,52,52	0
57	MG	1A	3363	1/1	0.93	0.38	50,50,50,50	0
57	MG	1A	3992	1/1	0.93	0.13	45,45,45,45	0
57	MG	1A	3477	1/1	0.93	0.09	26,26,26,26	0
57	MG	1a	1622	1/1	0.93	0.17	57,57,57,57	0
57	MG	2A	3346	1/1	0.93	0.09	65,65,65,65	0
57	MG	1a	1800	1/1	0.93	0.13	67,67,67,67	0
57	MG	2a	1768	1/1	0.93	0.24	63,63,63,63	0
57	MG	1A	4127	1/1	0.93	0.14	33,33,33,33	0
57	MG	1A	3890	1/1	0.93	0.06	46,46,46,46	0

Continued on next page...

Continued from previous page...

Mol	Type	Chain	Res	Atoms	RSCC	RSR	B-factors(\AA^2)	Q<0.9
57	MG	1A	4148	1/1	0.93	0.15	37,37,37,37	0
57	MG	2A	3183	1/1	0.93	0.16	63,63,63,63	0
57	MG	1a	1806	1/1	0.93	0.10	80,80,80,80	0
57	MG	1B	201	1/1	0.93	0.19	56,56,56,56	0
57	MG	1A	3893	1/1	0.93	0.12	31,31,31,31	0
57	MG	2A	3357	1/1	0.93	0.27	49,49,49,49	0
57	MG	1A	3894	1/1	0.93	0.07	71,71,71,71	0
57	MG	2A	3620	1/1	0.93	0.11	34,34,34,34	0
57	MG	1A	3897	1/1	0.93	0.09	47,47,47,47	0
57	MG	1A	3182	1/1	0.93	0.23	34,34,34,34	0
57	MG	1A	3776	1/1	0.93	0.10	55,55,55,55	0
57	MG	1A	3778	1/1	0.93	0.15	43,43,43,43	0
57	MG	1A	3482	1/1	0.93	0.13	52,52,52,52	0
57	MG	1A	3078	1/1	0.93	0.17	40,40,40,40	0
57	MG	2A	3195	1/1	0.93	0.10	67,67,67,67	0
57	MG	1B	215	1/1	0.93	0.12	42,42,42,42	0
57	MG	1a	1819	1/1	0.93	0.22	62,62,62,62	0
57	MG	1A	3694	1/1	0.93	0.16	73,73,73,73	0
57	MG	2A	3372	1/1	0.93	0.30	71,71,71,71	0
57	MG	2A	3640	1/1	0.93	0.09	45,45,45,45	0
57	MG	1A	3068	1/1	0.93	0.11	46,46,46,46	0
57	MG	1A	3913	1/1	0.93	0.16	57,57,57,57	0
57	MG	2a	1797	1/1	0.93	0.21	67,67,67,67	0
57	MG	1a	1645	1/1	0.93	0.17	65,65,65,65	0
57	MG	1A	3160	1/1	0.93	0.09	42,42,42,42	0
57	MG	2A	3002	1/1	0.93	0.14	57,57,57,57	0
57	MG	2A	3383	1/1	0.93	0.21	56,56,56,56	0
57	MG	2A	3384	1/1	0.93	0.37	64,64,64,64	0
57	MG	2A	3005	1/1	0.93	0.17	64,64,64,64	0
57	MG	2A	3654	1/1	0.93	0.08	83,83,83,83	0
57	MG	1A	3600	1/1	0.93	0.08	67,67,67,67	0
57	MG	1A	3371	1/1	0.93	0.10	58,58,58,58	0
57	MG	1A	3103	1/1	0.93	0.14	41,41,41,41	0
57	MG	1A	3502	1/1	0.93	0.17	54,54,54,54	0
57	MG	2A	3022	1/1	0.93	0.09	44,44,44,44	0
57	MG	2A	3023	1/1	0.93	0.32	56,56,56,56	0
57	MG	1A	3249	1/1	0.93	0.12	56,56,56,56	0
57	MG	2A	3396	1/1	0.93	0.09	61,61,61,61	0
57	MG	1A	4019	1/1	0.93	0.23	73,73,73,73	0
57	MG	1A	3711	1/1	0.93	0.06	37,37,37,37	0
57	MG	1A	4023	1/1	0.93	0.12	53,53,53,53	0
57	MG	1A	3216	1/1	0.93	0.23	55,55,55,55	0

Continued on next page...

Continued from previous page...

Mol	Type	Chain	Res	Atoms	RSCC	RSR	B-factors(\AA^2)	Q<0.9
57	MG	2A	3220	1/1	0.93	0.34	65,65,65,65	0
57	MG	1A	3252	1/1	0.93	0.35	36,36,36,36	0
57	MG	2A	3406	1/1	0.93	0.26	72,72,72,72	0
57	MG	1A	3431	1/1	0.93	0.28	37,37,37,37	0
57	MG	25	104	1/1	0.93	0.10	62,62,62,62	0
57	MG	1A	3807	1/1	0.93	0.10	63,63,63,63	0
57	MG	1A	3716	1/1	0.93	0.09	39,39,39,39	0
57	MG	2A	3415	1/1	0.93	0.16	69,69,69,69	0
57	MG	1D	3001	1/1	0.93	0.11	43,43,43,43	0
57	MG	1A	3810	1/1	0.93	0.09	40,40,40,40	0
57	MG	2A	3040	1/1	0.93	0.09	62,62,62,62	0
57	MG	1A	4033	1/1	0.93	0.08	48,48,48,48	0
57	MG	2A	3682	1/1	0.93	0.08	41,41,41,41	0
57	MG	2A	3422	1/1	0.93	0.19	56,56,56,56	0
57	MG	1a	1844	1/1	0.93	0.08	92,92,92,92	0
57	MG	1D	3008	1/1	0.93	0.18	47,47,47,47	0
57	MG	1A	3304	1/1	0.94	0.07	57,57,57,57	0
57	MG	1A	4068	1/1	0.94	0.16	36,36,36,36	0
57	MG	1A	3085	1/1	0.94	0.05	38,38,38,38	0
57	MG	2A	3375	1/1	0.94	0.16	62,62,62,62	0
57	MG	1A	3172	1/1	0.94	0.27	45,45,45,45	0
57	MG	1A	3799	1/1	0.94	0.05	14,14,14,14	0
57	MG	1A	3308	1/1	0.94	0.31	31,31,31,31	0
57	MG	2A	3653	1/1	0.94	0.22	58,58,58,58	0
57	MG	16	102	1/1	0.94	0.07	57,57,57,57	0
57	MG	23	102	1/1	0.94	0.11	68,68,68,68	0
57	MG	1x	3006	1/1	0.94	0.11	62,62,62,62	0
57	MG	1A	3685	1/1	0.94	0.09	23,23,23,23	0
57	MG	1A	3100	1/1	0.94	0.25	42,42,42,42	0
57	MG	1A	3460	1/1	0.94	0.21	34,34,34,34	0
57	MG	1A	3461	1/1	0.94	0.22	34,34,34,34	0
57	MG	1a	1603	1/1	0.94	0.20	58,58,58,58	0
57	MG	1A	4079	1/1	0.94	0.08	73,73,73,73	0
57	MG	2A	3390	1/1	0.94	0.07	64,64,64,64	0
57	MG	2A	3392	1/1	0.94	0.34	73,73,73,73	0
57	MG	2a	1602	1/1	0.94	0.08	72,72,72,72	0
57	MG	1A	3142	1/1	0.94	0.19	55,55,55,55	0
57	MG	1a	1606	1/1	0.94	0.15	62,62,62,62	0
57	MG	1A	4084	1/1	0.94	0.11	35,35,35,35	0
57	MG	1A	4085	1/1	0.94	0.11	48,48,48,48	0
57	MG	1a	1804	1/1	0.94	0.07	53,53,53,53	0
57	MG	1A	3811	1/1	0.94	0.11	67,67,67,67	0

Continued on next page...

Continued from previous page...

Mol	Type	Chain	Res	Atoms	RSCC	RSR	B-factors(\AA^2)	Q<0.9
57	MG	2A	3399	1/1	0.94	0.28	69,69,69,69	0
57	MG	1A	3577	1/1	0.94	0.12	41,41,41,41	0
57	MG	1A	3813	1/1	0.94	0.07	58,58,58,58	0
57	MG	2A	3003	1/1	0.94	0.18	67,67,67,67	0
57	MG	1A	3464	1/1	0.94	0.11	70,70,70,70	0
57	MG	2A	3006	1/1	0.94	0.14	54,54,54,54	0
57	MG	2A	3215	1/1	0.94	0.15	46,46,46,46	0
57	MG	2A	3007	1/1	0.94	0.06	41,41,41,41	0
57	MG	2A	3681	1/1	0.94	0.17	59,59,59,59	0
57	MG	2A	3410	1/1	0.94	0.25	46,46,46,46	0
57	MG	2A	3411	1/1	0.94	0.29	55,55,55,55	0
57	MG	2A	3010	1/1	0.94	0.09	41,41,41,41	0
57	MG	1a	1809	1/1	0.94	0.11	69,69,69,69	0
57	MG	1A	3697	1/1	0.94	0.07	29,29,29,29	0
57	MG	2A	3015	1/1	0.94	0.10	58,58,58,58	0
57	MG	2A	3419	1/1	0.94	0.07	70,70,70,70	0
57	MG	1A	4092	1/1	0.94	0.30	42,42,42,42	0
57	MG	1a	1812	1/1	0.94	0.21	66,66,66,66	0
57	MG	2A	3696	1/1	0.94	0.15	80,80,80,80	0
57	MG	1A	3579	1/1	0.94	0.10	17,17,17,17	0
57	MG	1A	4095	1/1	0.94	0.27	44,44,44,44	0
57	MG	2A	3228	1/1	0.94	0.16	57,57,57,57	0
57	MG	1A	4098	1/1	0.94	0.19	52,52,52,52	0
57	MG	1a	1624	1/1	0.94	0.15	51,51,51,51	0
57	MG	1A	3580	1/1	0.94	0.09	28,28,28,28	0
57	MG	2A	3706	1/1	0.94	0.07	57,57,57,57	0
57	MG	1A	3037	1/1	0.94	0.18	52,52,52,52	0
57	MG	1A	4107	1/1	0.94	0.11	48,48,48,48	0
57	MG	2A	3033	1/1	0.94	0.10	32,32,32,32	0
57	MG	2A	3440	1/1	0.94	0.12	46,46,46,46	0
57	MG	1a	1820	1/1	0.94	0.16	70,70,70,70	0
57	MG	1A	3312	1/1	0.94	0.26	35,35,35,35	0
57	MG	1A	3586	1/1	0.94	0.14	41,41,41,41	0
57	MG	2A	3238	1/1	0.94	0.20	69,69,69,69	0
57	MG	1A	3825	1/1	0.94	0.09	68,68,68,68	0
57	MG	1A	4113	1/1	0.94	0.09	29,29,29,29	0
57	MG	1A	3404	1/1	0.94	0.16	51,51,51,51	0
57	MG	1A	3707	1/1	0.94	0.19	61,61,61,61	0
57	MG	2a	1651	1/1	0.94	0.11	61,61,61,61	0
57	MG	1A	3708	1/1	0.94	0.13	59,59,59,59	0
57	MG	2A	3723	1/1	0.94	0.11	60,60,60,60	0
57	MG	2A	3244	1/1	0.94	0.07	57,57,57,57	0

Continued on next page...

Continued from previous page...

Mol	Type	Chain	Res	Atoms	RSCC	RSR	B-factors(\AA^2)	Q<0.9
57	MG	1A	3408	1/1	0.94	0.28	39,39,39,39	0
57	MG	2A	3726	1/1	0.94	0.08	71,71,71,71	0
57	MG	1A	4132	1/1	0.94	0.41	37,37,37,37	0
57	MG	2A	3462	1/1	0.94	0.09	47,47,47,47	0
57	MG	2A	3463	1/1	0.94	0.10	44,44,44,44	0
57	MG	1A	4135	1/1	0.94	0.23	44,44,44,44	0
57	MG	1A	4145	1/1	0.94	0.14	47,47,47,47	0
57	MG	1A	3710	1/1	0.94	0.12	63,63,63,63	0
57	MG	2A	3470	1/1	0.94	0.11	41,41,41,41	0
57	MG	1A	4149	1/1	0.94	0.20	48,48,48,48	0
57	MG	2A	3473	1/1	0.94	0.08	37,37,37,37	0
57	MG	2A	3475	1/1	0.94	0.08	62,62,62,62	0
57	MG	2A	3476	1/1	0.94	0.09	35,35,35,35	0
57	MG	1A	3592	1/1	0.94	0.08	48,48,48,48	0
57	MG	1a	1835	1/1	0.94	0.07	66,66,66,66	0
57	MG	1A	3067	1/1	0.94	0.11	63,63,63,63	0
57	MG	1a	1648	1/1	0.94	0.13	58,58,58,58	0
57	MG	2A	3751	1/1	0.94	0.07	47,47,47,47	0
57	MG	1A	3145	1/1	0.94	0.05	37,37,37,37	0
57	MG	1A	3146	1/1	0.94	0.09	60,60,60,60	0
57	MG	1A	3715	1/1	0.94	0.08	53,53,53,53	0
57	MG	2A	3763	1/1	0.94	0.09	42,42,42,42	0
57	MG	1A	3842	1/1	0.94	0.11	30,30,30,30	0
57	MG	1A	3184	1/1	0.94	0.10	47,47,47,47	0
57	MG	1B	210	1/1	0.94	0.19	47,47,47,47	0
57	MG	1A	3481	1/1	0.94	0.19	34,34,34,34	0
57	MG	1A	3320	1/1	0.94	0.28	54,54,54,54	0
57	MG	1B	213	1/1	0.94	0.06	46,46,46,46	0
57	MG	1A	3486	1/1	0.94	0.07	53,53,53,53	0
57	MG	1a	1663	1/1	0.94	0.24	50,50,50,50	0
57	MG	1A	3490	1/1	0.94	0.10	61,61,61,61	0
57	MG	1A	3993	1/1	0.94	0.08	42,42,42,42	0
57	MG	2A	3781	1/1	0.94	0.18	59,59,59,59	0
57	MG	2A	3072	1/1	0.94	0.12	53,53,53,53	0
57	MG	1A	3492	1/1	0.94	0.10	26,26,26,26	0
57	MG	2A	3784	1/1	0.94	0.10	56,56,56,56	0
57	MG	1A	3602	1/1	0.94	0.06	15,15,15,15	0
57	MG	2a	1694	1/1	0.94	0.10	90,90,90,90	0
57	MG	2a	1695	1/1	0.94	0.11	69,69,69,69	0
57	MG	1A	3120	1/1	0.94	0.18	42,42,42,42	0
57	MG	1A	3016	1/1	0.94	0.09	38,38,38,38	0
57	MG	1A	3420	1/1	0.94	0.22	39,39,39,39	0

Continued on next page...

Continued from previous page...

Mol	Type	Chain	Res	Atoms	RSCC	RSR	B-factors(\AA^2)	Q<0.9
57	MG	1A	3727	1/1	0.94	0.07	16,16,16,16	0
57	MG	1A	3370	1/1	0.94	0.14	51,51,51,51	0
57	MG	1A	3193	1/1	0.94	0.09	50,50,50,50	0
57	MG	2A	3084	1/1	0.94	0.06	41,41,41,41	0
57	MG	1A	3424	1/1	0.94	0.09	59,59,59,59	0
57	MG	1A	3731	1/1	0.94	0.07	20,20,20,20	0
57	MG	1a	1864	1/1	0.94	0.09	48,48,48,48	0
57	MG	2A	3525	1/1	0.94	0.12	65,65,65,65	0
57	MG	2A	3286	1/1	0.94	0.16	63,63,63,63	0
57	MG	1A	3732	1/1	0.94	0.08	27,27,27,27	0
57	MG	1A	3503	1/1	0.94	0.08	54,54,54,54	0
57	MG	1A	3224	1/1	0.94	0.28	29,29,29,29	0
57	MG	2a	1715	1/1	0.94	0.20	60,60,60,60	0
57	MG	2A	3804	1/1	0.94	0.13	75,75,75,75	0
57	MG	1A	3427	1/1	0.94	0.18	61,61,61,61	0
57	MG	1A	3514	1/1	0.94	0.12	57,57,57,57	0
57	MG	1A	3282	1/1	0.94	0.11	67,67,67,67	0
57	MG	2a	1723	1/1	0.94	0.12	52,52,52,52	0
57	MG	2a	1724	1/1	0.94	0.07	84,84,84,84	0
57	MG	2A	3095	1/1	0.94	0.11	55,55,55,55	0
57	MG	1A	3286	1/1	0.94	0.18	66,66,66,66	0
57	MG	1A	4015	1/1	0.94	0.10	56,56,56,56	0
57	MG	2A	3813	1/1	0.94	0.12	72,72,72,72	0
57	MG	1A	3123	1/1	0.94	0.10	41,41,41,41	0
57	MG	1A	3892	1/1	0.94	0.10	28,28,28,28	0
57	MG	1a	1690	1/1	0.94	0.27	60,60,60,60	0
57	MG	2A	3546	1/1	0.94	0.20	60,60,60,60	0
57	MG	2A	3547	1/1	0.94	0.07	40,40,40,40	0
57	MG	2a	1738	1/1	0.94	0.11	60,60,60,60	0
57	MG	1E	301	1/1	0.94	0.23	42,42,42,42	0
57	MG	1E	302	1/1	0.94	0.21	36,36,36,36	0
57	MG	2A	3552	1/1	0.94	0.10	43,43,43,43	0
57	MG	2a	1743	1/1	0.94	0.10	72,72,72,72	0
57	MG	1A	3523	1/1	0.94	0.13	60,60,60,60	0
57	MG	1A	3288	1/1	0.94	0.11	65,65,65,65	0
57	MG	1A	4022	1/1	0.94	0.16	63,63,63,63	0
57	MG	1A	3896	1/1	0.94	0.13	50,50,50,50	0
57	MG	2A	3558	1/1	0.94	0.14	39,39,39,39	0
57	MG	1A	3048	1/1	0.94	0.17	54,54,54,54	0
57	MG	2A	3560	1/1	0.94	0.07	63,63,63,63	0
57	MG	2A	3833	1/1	0.94	0.10	70,70,70,70	0
57	MG	2A	3112	1/1	0.94	0.17	57,57,57,57	0

Continued on next page...

Continued from previous page...

Mol	Type	Chain	Res	Atoms	RSCC	RSR	B-factors(\AA^2)	Q<0.9
57	MG	2A	3113	1/1	0.94	0.21	69,69,69,69	0
57	MG	2A	3837	1/1	0.94	0.07	58,58,58,58	0
57	MG	2A	3563	1/1	0.94	0.14	46,46,46,46	0
57	MG	1A	3898	1/1	0.94	0.08	47,47,47,47	0
57	MG	1A	3380	1/1	0.94	0.21	37,37,37,37	0
57	MG	2A	3567	1/1	0.94	0.11	68,68,68,68	0
57	MG	1A	3530	1/1	0.94	0.06	17,17,17,17	0
57	MG	1A	4030	1/1	0.94	0.19	59,59,59,59	0
57	MG	1a	1706	1/1	0.94	0.22	69,69,69,69	0
57	MG	1a	1707	1/1	0.94	0.22	67,67,67,67	0
57	MG	1A	3752	1/1	0.94	0.09	32,32,32,32	0
57	MG	1A	3437	1/1	0.94	0.24	49,49,49,49	0
57	MG	2A	3852	1/1	0.94	0.23	50,50,50,50	0
57	MG	2a	1770	1/1	0.94	0.17	74,74,74,74	0
57	MG	1a	1891	1/1	0.94	0.09	69,69,69,69	0
57	MG	1a	1712	1/1	0.94	0.12	48,48,48,48	0
57	MG	1A	3755	1/1	0.94	0.06	28,28,28,28	0
57	MG	1A	3196	1/1	0.94	0.16	56,56,56,56	0
57	MG	2a	1776	1/1	0.94	0.22	67,67,67,67	0
57	MG	1A	3641	1/1	0.94	0.13	48,48,48,48	0
57	MG	1a	1717	1/1	0.94	0.13	65,65,65,65	0
57	MG	1a	1719	1/1	0.94	0.12	55,55,55,55	0
57	MG	1N	204	1/1	0.94	0.36	53,53,53,53	0
57	MG	2A	3584	1/1	0.94	0.09	43,43,43,43	0
57	MG	1A	3128	1/1	0.94	0.09	45,45,45,45	0
57	MG	1A	3534	1/1	0.94	0.07	39,39,39,39	0
57	MG	1A	3647	1/1	0.94	0.08	35,35,35,35	0
57	MG	1A	4039	1/1	0.94	0.17	40,40,40,40	0
57	MG	1A	3535	1/1	0.94	0.07	32,32,32,32	0
57	MG	2a	1787	1/1	0.94	0.19	67,67,67,67	0
57	MG	1A	3018	1/1	0.94	0.18	76,76,76,76	0
57	MG	1a	1733	1/1	0.94	0.13	70,70,70,70	0
57	MG	1A	3922	1/1	0.94	0.10	62,62,62,62	0
57	MG	1A	3769	1/1	0.94	0.07	58,58,58,58	0
57	MG	1A	3925	1/1	0.94	0.08	68,68,68,68	0
57	MG	2B	3010	1/1	0.94	0.07	70,70,70,70	0
57	MG	1A	3294	1/1	0.94	0.23	46,46,46,46	0
57	MG	2A	3156	1/1	0.94	0.14	45,45,45,45	0
57	MG	1R	202	1/1	0.94	0.55	45,45,45,45	0
57	MG	1A	3130	1/1	0.94	0.11	43,43,43,43	0
57	MG	1a	1914	1/1	0.94	0.10	74,74,74,74	0
57	MG	2A	3345	1/1	0.94	0.22	64,64,64,64	0

Continued on next page...

Continued from previous page...

Mol	Type	Chain	Res	Atoms	RSCC	RSR	B-factors(\AA^2)	Q<0.9
57	MG	1A	4048	1/1	0.94	0.08	51,51,51,51	0
57	MG	1A	3339	1/1	0.94	0.08	52,52,52,52	0
57	MG	1A	3655	1/1	0.94	0.06	50,50,50,50	0
57	MG	2A	3164	1/1	0.94	0.13	41,41,41,41	0
57	MG	1T	201	1/1	0.94	0.20	51,51,51,51	0
57	MG	2D	303	1/1	0.94	0.51	51,51,51,51	0
57	MG	2A	3612	1/1	0.94	0.10	56,56,56,56	0
57	MG	1A	3934	1/1	0.94	0.10	57,57,57,57	0
57	MG	1A	3656	1/1	0.94	0.09	33,33,33,33	0
57	MG	1A	3112	1/1	0.94	0.23	34,34,34,34	0
57	MG	1A	3938	1/1	0.94	0.11	52,52,52,52	0
57	MG	2A	3355	1/1	0.94	0.18	43,43,43,43	0
57	MG	2A	3356	1/1	0.94	0.20	58,58,58,58	0
57	MG	1A	3659	1/1	0.94	0.09	61,61,61,61	0
57	MG	1A	3547	1/1	0.94	0.10	38,38,38,38	0
57	MG	2F	302	1/1	0.94	0.12	59,59,59,59	0
57	MG	1A	3342	1/1	0.94	0.27	49,49,49,49	0
57	MG	2A	3360	1/1	0.94	0.23	47,47,47,47	0
57	MG	2N	8001	1/1	0.94	0.12	63,63,63,63	0
57	MG	2A	3628	1/1	0.94	0.10	55,55,55,55	0
57	MG	1A	3942	1/1	0.94	0.08	64,64,64,64	0
57	MG	2Q	3001	1/1	0.94	0.08	66,66,66,66	0
57	MG	1a	1766	1/1	0.94	0.08	54,54,54,54	0
57	MG	1A	3167	1/1	0.94	0.09	46,46,46,46	0
57	MG	1A	3671	1/1	0.94	0.06	41,41,41,41	0
57	MG	1A	3672	1/1	0.94	0.09	39,39,39,39	0
57	MG	2A	3367	1/1	0.94	0.13	53,53,53,53	0
57	MG	2A	3637	1/1	0.94	0.08	47,47,47,47	0
57	MG	2T	3004	1/1	0.94	0.13	67,67,67,67	0
57	MG	1A	3204	1/1	0.94	0.07	61,61,61,61	0
57	MG	1A	3347	1/1	0.94	0.36	40,40,40,40	0
57	MG	1a	1778	1/1	0.94	0.07	60,60,60,60	0
57	MG	2V	201	1/1	0.94	0.19	52,52,52,52	0
58	K	2A	3849	1/1	0.94	0.11	72,72,72,72	0
59	ZN	24	501	1/1	0.94	0.11	125,125,125,125	0
57	MG	1A	3485	1/1	0.95	0.33	36,36,36,36	0
57	MG	2T	3003	1/1	0.95	0.20	57,57,57,57	0
57	MG	2A	3174	1/1	0.95	0.09	57,57,57,57	0
57	MG	2A	3175	1/1	0.95	0.06	64,64,64,64	0
57	MG	2A	3176	1/1	0.95	0.15	66,66,66,66	0
57	MG	2A	3373	1/1	0.95	0.30	63,63,63,63	0
57	MG	2U	204	1/1	0.95	0.10	56,56,56,56	0

Continued on next page...

Continued from previous page...

Mol	Type	Chain	Res	Atoms	RSCC	RSR	B-factors(\AA^2)	Q<0.9
57	MG	1A	4067	1/1	0.95	0.07	60,60,60,60	0
57	MG	1A	3188	1/1	0.95	0.28	33,33,33,33	0
57	MG	2A	3643	1/1	0.95	0.13	64,64,64,64	0
57	MG	1a	1747	1/1	0.95	0.10	67,67,67,67	0
57	MG	2A	3180	1/1	0.95	0.27	59,59,59,59	0
57	MG	2X	3003	1/1	0.95	0.09	60,60,60,60	0
57	MG	1A	3487	1/1	0.95	0.14	47,47,47,47	0
57	MG	20	8001	1/1	0.95	0.10	59,59,59,59	0
57	MG	1A	3488	1/1	0.95	0.13	38,38,38,38	0
57	MG	2A	3382	1/1	0.95	0.27	49,49,49,49	0
57	MG	1A	3489	1/1	0.95	0.12	44,44,44,44	0
57	MG	1A	4072	1/1	0.95	0.09	47,47,47,47	0
57	MG	1a	1752	1/1	0.95	0.06	55,55,55,55	0
57	MG	1A	3706	1/1	0.95	0.16	47,47,47,47	0
57	MG	1W	202	1/1	0.95	0.13	51,51,51,51	0
57	MG	1A	3422	1/1	0.95	0.09	50,50,50,50	0
57	MG	1X	3004	1/1	0.95	0.15	41,41,41,41	0
57	MG	1A	3491	1/1	0.95	0.11	45,45,45,45	0
57	MG	1w	108	1/1	0.95	0.15	68,68,68,68	0
57	MG	1A	3821	1/1	0.95	0.07	36,36,36,36	0
57	MG	1A	3079	1/1	0.95	0.06	28,28,28,28	0
57	MG	1Z	302	1/1	0.95	0.12	60,60,60,60	0
57	MG	1A	3298	1/1	0.95	0.09	57,57,57,57	0
57	MG	1A	3377	1/1	0.95	0.18	59,59,59,59	0
57	MG	1A	4081	1/1	0.95	0.07	46,46,46,46	0
57	MG	10	103	1/1	0.95	0.17	63,63,63,63	0
57	MG	1A	4082	1/1	0.95	0.12	14,14,14,14	0
57	MG	1A	3065	1/1	0.95	0.12	39,39,39,39	0
57	MG	1a	1776	1/1	0.95	0.07	74,74,74,74	0
57	MG	1a	1777	1/1	0.95	0.07	77,77,77,77	0
57	MG	1A	3213	1/1	0.95	0.14	45,45,45,45	0
57	MG	1A	3214	1/1	0.95	0.11	46,46,46,46	0
57	MG	2A	3408	1/1	0.95	0.25	56,56,56,56	0
57	MG	1A	3306	1/1	0.95	0.08	49,49,49,49	0
57	MG	1A	3272	1/1	0.95	0.23	53,53,53,53	0
57	MG	1A	3432	1/1	0.95	0.23	43,43,43,43	0
57	MG	2A	3210	1/1	0.95	0.11	56,56,56,56	0
57	MG	2A	3680	1/1	0.95	0.08	69,69,69,69	0
57	MG	1A	3509	1/1	0.95	0.08	57,57,57,57	0
57	MG	1A	3836	1/1	0.95	0.06	71,71,71,71	0
57	MG	18	102	1/1	0.95	0.08	63,63,63,63	0
57	MG	18	103	1/1	0.95	0.16	50,50,50,50	0

Continued on next page...

Continued from previous page...

Mol	Type	Chain	Res	Atoms	RSCC	RSR	B-factors(\AA^2)	Q<0.9
57	MG	1A	3510	1/1	0.95	0.07	30,30,30,30	0
57	MG	1A	3720	1/1	0.95	0.06	51,51,51,51	0
57	MG	1a	1601	1/1	0.95	0.07	53,53,53,53	0
57	MG	1A	4097	1/1	0.95	0.13	68,68,68,68	0
57	MG	1A	3840	1/1	0.95	0.09	62,62,62,62	0
57	MG	2A	3221	1/1	0.95	0.13	76,76,76,76	0
57	MG	2A	3694	1/1	0.95	0.07	58,58,58,58	0
57	MG	2A	3695	1/1	0.95	0.17	60,60,60,60	0
57	MG	1a	1798	1/1	0.95	0.08	63,63,63,63	0
57	MG	1A	4102	1/1	0.95	0.33	39,39,39,39	0
57	MG	2A	3434	1/1	0.95	0.07	49,49,49,49	0
57	MG	2A	3699	1/1	0.95	0.20	73,73,73,73	0
57	MG	1A	3609	1/1	0.95	0.11	49,49,49,49	0
57	MG	1A	3343	1/1	0.95	0.31	57,57,57,57	0
57	MG	2A	3703	1/1	0.95	0.06	79,79,79,79	0
57	MG	2A	3438	1/1	0.95	0.10	36,36,36,36	0
57	MG	1A	3124	1/1	0.95	0.14	37,37,37,37	0
57	MG	1A	3436	1/1	0.95	0.15	55,55,55,55	0
57	MG	2A	3707	1/1	0.95	0.12	69,69,69,69	0
57	MG	1A	3036	1/1	0.95	0.07	34,34,34,34	0
57	MG	2a	1645	1/1	0.95	0.09	61,61,61,61	0
57	MG	1A	3520	1/1	0.95	0.06	19,19,19,19	0
57	MG	1A	4111	1/1	0.95	0.19	38,38,38,38	0
57	MG	1a	1615	1/1	0.95	0.06	50,50,50,50	0
57	MG	2A	3448	1/1	0.95	0.14	55,55,55,55	0
57	MG	1A	3985	1/1	0.95	0.10	59,59,59,59	0
57	MG	1A	4114	1/1	0.95	0.23	46,46,46,46	0
57	MG	2A	3452	1/1	0.95	0.10	62,62,62,62	0
57	MG	1A	3440	1/1	0.95	0.09	48,48,48,48	0
57	MG	1A	4117	1/1	0.95	0.13	39,39,39,39	0
57	MG	1A	4119	1/1	0.95	0.22	39,39,39,39	0
57	MG	1A	3060	1/1	0.95	0.13	54,54,54,54	0
57	MG	1A	3622	1/1	0.95	0.10	54,54,54,54	0
57	MG	1A	4129	1/1	0.95	0.18	35,35,35,35	0
57	MG	1A	3444	1/1	0.95	0.12	53,53,53,53	0
57	MG	1A	3527	1/1	0.95	0.10	56,56,56,56	0
57	MG	1a	1628	1/1	0.95	0.12	54,54,54,54	0
57	MG	2A	3466	1/1	0.95	0.11	39,39,39,39	0
57	MG	2A	3042	1/1	0.95	0.12	58,58,58,58	0
57	MG	2A	3730	1/1	0.95	0.07	50,50,50,50	0
57	MG	2A	3043	1/1	0.95	0.15	34,34,34,34	0
57	MG	1A	4133	1/1	0.95	0.09	39,39,39,39	0

Continued on next page...

Continued from previous page...

Mol	Type	Chain	Res	Atoms	RSCC	RSR	B-factors(\AA^2)	Q<0.9
57	MG	1A	3348	1/1	0.95	0.12	50,50,50,50	0
57	MG	1A	4137	1/1	0.95	0.29	40,40,40,40	0
57	MG	2A	3474	1/1	0.95	0.17	64,64,64,64	0
57	MG	1A	4140	1/1	0.95	0.26	38,38,38,38	0
57	MG	1A	4141	1/1	0.95	0.48	30,30,30,30	0
57	MG	2A	3739	1/1	0.95	0.13	73,73,73,73	0
57	MG	2A	3477	1/1	0.95	0.11	61,61,61,61	0
57	MG	2A	3479	1/1	0.95	0.09	48,48,48,48	0
57	MG	1A	3856	1/1	0.95	0.07	13,13,13,13	0
57	MG	1A	3733	1/1	0.95	0.11	40,40,40,40	0
57	MG	2A	3482	1/1	0.95	0.07	41,41,41,41	0
57	MG	2A	3749	1/1	0.95	0.06	54,54,54,54	0
57	MG	1A	3251	1/1	0.95	0.08	40,40,40,40	0
57	MG	1A	3391	1/1	0.95	0.14	49,49,49,49	0
57	MG	1a	1640	1/1	0.95	0.14	50,50,50,50	0
57	MG	2A	3489	1/1	0.95	0.07	41,41,41,41	0
57	MG	2A	3055	1/1	0.95	0.08	46,46,46,46	0
57	MG	2A	3762	1/1	0.95	0.08	56,56,56,56	0
57	MG	2A	3258	1/1	0.95	0.12	67,67,67,67	0
57	MG	1A	3392	1/1	0.95	0.19	34,34,34,34	0
57	MG	1A	3738	1/1	0.95	0.08	59,59,59,59	0
57	MG	1a	1643	1/1	0.95	0.10	54,54,54,54	0
57	MG	1B	204	1/1	0.95	0.17	70,70,70,70	0
57	MG	1A	3173	1/1	0.95	0.07	44,44,44,44	0
57	MG	2A	3772	1/1	0.95	0.08	30,30,30,30	0
57	MG	1A	3639	1/1	0.95	0.06	44,44,44,44	0
57	MG	2A	3774	1/1	0.95	0.06	65,65,65,65	0
57	MG	2A	3775	1/1	0.95	0.11	47,47,47,47	0
57	MG	1a	1836	1/1	0.95	0.20	62,62,62,62	0
57	MG	2a	1699	1/1	0.95	0.08	68,68,68,68	0
57	MG	1A	3278	1/1	0.95	0.21	35,35,35,35	0
57	MG	1A	3315	1/1	0.95	0.15	61,61,61,61	0
57	MG	1A	3353	1/1	0.95	0.10	38,38,38,38	0
57	MG	1A	4004	1/1	0.95	0.13	50,50,50,50	0
57	MG	1A	3644	1/1	0.95	0.12	45,45,45,45	0
57	MG	2A	3510	1/1	0.95	0.12	55,55,55,55	0
57	MG	1a	1652	1/1	0.95	0.10	70,70,70,70	0
57	MG	1A	3536	1/1	0.95	0.05	29,29,29,29	0
57	MG	2A	3787	1/1	0.95	0.10	63,63,63,63	0
57	MG	2A	3073	1/1	0.95	0.09	58,58,58,58	0
57	MG	1A	4007	1/1	0.95	0.11	43,43,43,43	0
57	MG	1A	3889	1/1	0.95	0.05	29,29,29,29	0

Continued on next page...

Continued from previous page...

Mol	Type	Chain	Res	Atoms	RSCC	RSR	B-factors(\AA^2)	Q<0.9
57	MG	2A	3076	1/1	0.95	0.10	52,52,52,52	0
57	MG	1B	217	1/1	0.95	0.07	37,37,37,37	0
57	MG	2a	1716	1/1	0.95	0.08	60,60,60,60	0
57	MG	2A	3280	1/1	0.95	0.14	50,50,50,50	0
57	MG	1A	3147	1/1	0.95	0.09	43,43,43,43	0
57	MG	2a	1720	1/1	0.95	0.09	75,75,75,75	0
57	MG	1a	1658	1/1	0.95	0.11	52,52,52,52	0
57	MG	1A	3891	1/1	0.95	0.06	46,46,46,46	0
57	MG	1A	3226	1/1	0.95	0.37	39,39,39,39	0
57	MG	1A	3541	1/1	0.95	0.09	42,42,42,42	0
57	MG	1A	3651	1/1	0.95	0.11	47,47,47,47	0
57	MG	2A	3529	1/1	0.95	0.08	53,53,53,53	0
57	MG	1A	3090	1/1	0.95	0.10	39,39,39,39	0
57	MG	2A	3532	1/1	0.95	0.11	41,41,41,41	0
57	MG	1A	3358	1/1	0.95	0.19	50,50,50,50	0
57	MG	1A	3759	1/1	0.95	0.08	41,41,41,41	0
57	MG	1A	4018	1/1	0.95	0.10	48,48,48,48	0
57	MG	1A	3229	1/1	0.95	0.07	50,50,50,50	0
57	MG	2A	3537	1/1	0.95	0.08	41,41,41,41	0
57	MG	2a	1737	1/1	0.95	0.19	61,61,61,61	0
57	MG	1a	1670	1/1	0.95	0.40	64,64,64,64	0
57	MG	2A	3294	1/1	0.95	0.07	53,53,53,53	0
57	MG	2a	1740	1/1	0.95	0.13	52,52,52,52	0
57	MG	2A	3295	1/1	0.95	0.06	53,53,53,53	0
57	MG	2A	3542	1/1	0.95	0.11	45,45,45,45	0
57	MG	1A	3201	1/1	0.95	0.12	53,53,53,53	0
57	MG	2A	3092	1/1	0.95	0.11	34,34,34,34	0
57	MG	2a	1745	1/1	0.95	0.17	64,64,64,64	0
57	MG	1a	1672	1/1	0.95	0.27	62,62,62,62	0
57	MG	1A	3150	1/1	0.95	0.27	42,42,42,42	0
57	MG	2A	3821	1/1	0.95	0.07	54,54,54,54	0
57	MG	1A	3405	1/1	0.95	0.15	29,29,29,29	0
57	MG	2A	3096	1/1	0.95	0.16	51,51,51,51	0
57	MG	1A	3406	1/1	0.95	0.27	37,37,37,37	0
57	MG	2A	3551	1/1	0.95	0.17	45,45,45,45	0
57	MG	1A	3767	1/1	0.95	0.05	33,33,33,33	0
57	MG	2a	1754	1/1	0.95	0.13	70,70,70,70	0
57	MG	2A	3100	1/1	0.95	0.12	51,51,51,51	0
57	MG	2A	3554	1/1	0.95	0.09	58,58,58,58	0
57	MG	1A	3910	1/1	0.95	0.13	62,62,62,62	0
57	MG	1a	1679	1/1	0.95	0.25	65,65,65,65	0
57	MG	2A	3831	1/1	0.95	0.06	47,47,47,47	0

Continued on next page...

Continued from previous page...

Mol	Type	Chain	Res	Atoms	RSCC	RSR	B-factors(\AA^2)	Q<0.9
57	MG	1A	3911	1/1	0.95	0.06	48,48,48,48	0
57	MG	1A	3662	1/1	0.95	0.07	22,22,22,22	0
57	MG	2a	1763	1/1	0.95	0.08	67,67,67,67	0
57	MG	1A	3462	1/1	0.95	0.19	39,39,39,39	0
57	MG	1A	3407	1/1	0.95	0.27	41,41,41,41	0
57	MG	1A	3556	1/1	0.95	0.07	27,27,27,27	0
57	MG	1A	3558	1/1	0.95	0.10	26,26,26,26	0
57	MG	1A	3919	1/1	0.95	0.06	27,27,27,27	0
57	MG	2A	3564	1/1	0.95	0.07	62,62,62,62	0
57	MG	1E	303	1/1	0.95	0.15	29,29,29,29	0
57	MG	1A	3151	1/1	0.95	0.09	51,51,51,51	0
57	MG	1A	3921	1/1	0.95	0.13	57,57,57,57	0
57	MG	1A	3116	1/1	0.95	0.22	37,37,37,37	0
57	MG	1A	3923	1/1	0.95	0.08	62,62,62,62	0
57	MG	2a	1775	1/1	0.95	0.10	69,69,69,69	0
57	MG	1A	3467	1/1	0.95	0.07	52,52,52,52	0
57	MG	1A	3021	1/1	0.95	0.21	34,34,34,34	0
57	MG	2A	3118	1/1	0.95	0.22	71,71,71,71	0
57	MG	1F	305	1/1	0.95	0.14	47,47,47,47	0
57	MG	2A	3323	1/1	0.95	0.07	63,63,63,63	0
57	MG	2A	3120	1/1	0.95	0.09	47,47,47,47	0
57	MG	1A	3569	1/1	0.95	0.09	57,57,57,57	0
57	MG	1a	1696	1/1	0.95	0.14	72,72,72,72	0
57	MG	2A	3578	1/1	0.95	0.06	36,36,36,36	0
57	MG	1A	3327	1/1	0.95	0.26	46,46,46,46	0
57	MG	2A	3125	1/1	0.95	0.16	54,54,54,54	0
57	MG	1A	3470	1/1	0.95	0.12	33,33,33,33	0
57	MG	2A	3330	1/1	0.95	0.08	48,48,48,48	0
57	MG	2A	3127	1/1	0.95	0.24	50,50,50,50	0
57	MG	2A	3129	1/1	0.95	0.18	40,40,40,40	0
57	MG	1G	3001	1/1	0.95	0.10	43,43,43,43	0
57	MG	2A	3132	1/1	0.95	0.19	45,45,45,45	0
57	MG	1A	3930	1/1	0.95	0.11	59,59,59,59	0
57	MG	1A	3682	1/1	0.95	0.08	51,51,51,51	0
57	MG	1a	1703	1/1	0.95	0.07	60,60,60,60	0
57	MG	1G	3004	1/1	0.95	0.07	46,46,46,46	0
57	MG	1A	3683	1/1	0.95	0.06	52,52,52,52	0
57	MG	1A	3684	1/1	0.95	0.09	49,49,49,49	0
57	MG	2A	3595	1/1	0.95	0.07	44,44,44,44	0
57	MG	1a	1708	1/1	0.95	0.28	50,50,50,50	0
57	MG	1A	3104	1/1	0.95	0.12	44,44,44,44	0
57	MG	1A	3794	1/1	0.95	0.10	42,42,42,42	0

Continued on next page...

Continued from previous page...

Mol	Type	Chain	Res	Atoms	RSCC	RSR	B-factors(\AA^2)	Q<0.9
57	MG	1N	206	1/1	0.95	0.11	50,50,50,50	0
57	MG	1N	207	1/1	0.95	0.17	33,33,33,33	0
57	MG	1A	3414	1/1	0.95	0.08	53,53,53,53	0
57	MG	1A	3329	1/1	0.95	0.09	59,59,59,59	0
57	MG	1A	3475	1/1	0.95	0.21	39,39,39,39	0
57	MG	1A	3014	1/1	0.95	0.04	34,34,34,34	0
57	MG	1a	1720	1/1	0.95	0.10	61,61,61,61	0
57	MG	2D	301	1/1	0.95	0.28	53,53,53,53	0
57	MG	2l	201	1/1	0.95	0.09	72,72,72,72	0
57	MG	1a	1721	1/1	0.95	0.06	31,31,31,31	0
57	MG	2A	3607	1/1	0.95	0.06	68,68,68,68	0
57	MG	1A	3943	1/1	0.95	0.14	68,68,68,68	0
57	MG	1A	4058	1/1	0.95	0.12	31,31,31,31	0
57	MG	1A	3240	1/1	0.95	0.13	35,35,35,35	0
57	MG	2E	305	1/1	0.95	0.09	65,65,65,65	0
57	MG	2E	306	1/1	0.95	0.10	40,40,40,40	0
57	MG	1Q	201	1/1	0.95	0.12	34,34,34,34	0
57	MG	1Q	202	1/1	0.95	0.11	49,49,49,49	0
57	MG	2A	3161	1/1	0.95	0.09	48,48,48,48	0
57	MG	1A	3419	1/1	0.95	0.23	49,49,49,49	0
57	MG	1A	3695	1/1	0.95	0.07	35,35,35,35	0
57	MG	1A	3947	1/1	0.95	0.09	59,59,59,59	0
57	MG	1A	3141	1/1	0.95	0.22	37,37,37,37	0
57	MG	1a	1736	1/1	0.95	0.07	62,62,62,62	0
57	MG	2A	3624	1/1	0.95	0.09	51,51,51,51	0
57	MG	2A	3626	1/1	0.95	0.09	45,45,45,45	0
57	MG	1A	3698	1/1	0.95	0.07	29,29,29,29	0
57	MG	2A	3365	1/1	0.95	0.13	37,37,37,37	0
57	MG	1a	1738	1/1	0.95	0.19	44,44,44,44	0
57	MG	1a	1739	1/1	0.95	0.09	53,53,53,53	0
57	MG	2A	3631	1/1	0.95	0.08	61,61,61,61	0
58	K	1A	3435	1/1	0.95	0.13	57,57,57,57	0
57	MG	1A	3587	1/1	0.95	0.14	35,35,35,35	0
57	MG	2A	3633	1/1	0.95	0.07	55,55,55,55	0
57	MG	2A	3208	1/1	0.96	0.34	41,41,41,41	0
57	MG	1A	4112	1/1	0.96	0.23	37,37,37,37	0
57	MG	1a	1852	1/1	0.96	0.09	67,67,67,67	0
57	MG	1A	3511	1/1	0.96	0.07	26,26,26,26	0
57	MG	1A	3161	1/1	0.96	0.11	24,24,24,24	0
57	MG	1W	205	1/1	0.96	0.11	32,32,32,32	0
57	MG	1A	4115	1/1	0.96	0.17	31,31,31,31	0
57	MG	1A	3784	1/1	0.96	0.08	45,45,45,45	0

Continued on next page...

Continued from previous page...

Mol	Type	Chain	Res	Atoms	RSCC	RSR	B-factors(\AA^2)	Q<0.9
57	MG	1a	1705	1/1	0.96	0.08	62,62,62,62	0
57	MG	2A	3217	1/1	0.96	0.23	37,37,37,37	0
57	MG	1A	3696	1/1	0.96	0.07	39,39,39,39	0
57	MG	1A	3905	1/1	0.96	0.16	41,41,41,41	0
57	MG	2a	1643	1/1	0.96	0.16	54,54,54,54	0
57	MG	2A	3376	1/1	0.96	0.28	55,55,55,55	0
57	MG	1A	4122	1/1	0.96	0.10	54,54,54,54	0
57	MG	2A	3780	1/1	0.96	0.15	57,57,57,57	0
57	MG	2A	3378	1/1	0.96	0.08	52,52,52,52	0
57	MG	1A	3162	1/1	0.96	0.06	30,30,30,30	0
57	MG	1A	4125	1/1	0.96	0.15	33,33,33,33	0
57	MG	1a	1711	1/1	0.96	0.16	49,49,49,49	0
57	MG	1A	3069	1/1	0.96	0.14	59,59,59,59	0
57	MG	2A	3786	1/1	0.96	0.05	59,59,59,59	0
57	MG	10	101	1/1	0.96	0.09	42,42,42,42	0
57	MG	1A	3518	1/1	0.96	0.06	33,33,33,33	0
57	MG	1A	4130	1/1	0.96	0.28	31,31,31,31	0
57	MG	2a	1656	1/1	0.96	0.11	66,66,66,66	0
57	MG	10	104	1/1	0.96	0.08	61,61,61,61	0
57	MG	2A	3581	1/1	0.96	0.06	55,55,55,55	0
57	MG	1a	1718	1/1	0.96	0.08	55,55,55,55	0
57	MG	1A	4010	1/1	0.96	0.07	60,60,60,60	0
57	MG	10	106	1/1	0.96	0.05	54,54,54,54	0
57	MG	1A	3790	1/1	0.96	0.09	38,38,38,38	0
57	MG	2a	1663	1/1	0.96	0.18	47,47,47,47	0
57	MG	2A	3391	1/1	0.96	0.32	46,46,46,46	0
57	MG	1A	3791	1/1	0.96	0.07	64,64,64,64	0
57	MG	1A	3792	1/1	0.96	0.07	66,66,66,66	0
57	MG	1A	3049	1/1	0.96	0.06	31,31,31,31	0
57	MG	1A	4138	1/1	0.96	0.32	42,42,42,42	0
57	MG	1A	3098	1/1	0.96	0.07	35,35,35,35	0
57	MG	1A	3072	1/1	0.96	0.06	36,36,36,36	0
57	MG	17	102	1/1	0.96	0.11	51,51,51,51	0
57	MG	1A	4142	1/1	0.96	0.25	52,52,52,52	0
57	MG	1A	4144	1/1	0.96	0.11	39,39,39,39	0
57	MG	1a	1735	1/1	0.96	0.08	53,53,53,53	0
57	MG	1A	3522	1/1	0.96	0.07	25,25,25,25	0
57	MG	1A	3341	1/1	0.96	0.17	38,38,38,38	0
57	MG	2A	3404	1/1	0.96	0.15	48,48,48,48	0
57	MG	1A	3798	1/1	0.96	0.07	57,57,57,57	0
57	MG	2A	3814	1/1	0.96	0.06	66,66,66,66	0
57	MG	1A	4150	1/1	0.96	0.12	45,45,45,45	0

Continued on next page...

Continued from previous page...

Mol	Type	Chain	Res	Atoms	RSCC	RSR	B-factors(\AA^2)	Q<0.9
57	MG	1A	4020	1/1	0.96	0.10	57,57,57,57	0
57	MG	1A	3293	1/1	0.96	0.09	44,44,44,44	0
57	MG	1a	1744	1/1	0.96	0.09	54,54,54,54	0
57	MG	1A	3002	1/1	0.96	0.05	19,19,19,19	0
57	MG	2A	3412	1/1	0.96	0.05	75,75,75,75	0
57	MG	2A	3608	1/1	0.96	0.10	37,37,37,37	0
57	MG	1A	3169	1/1	0.96	0.08	53,53,53,53	0
57	MG	2A	3610	1/1	0.96	0.07	58,58,58,58	0
57	MG	2A	3611	1/1	0.96	0.12	49,49,49,49	0
57	MG	1A	3028	1/1	0.96	0.32	36,36,36,36	0
57	MG	1A	3926	1/1	0.96	0.09	43,43,43,43	0
57	MG	2A	3097	1/1	0.96	0.19	51,51,51,51	0
57	MG	1A	3346	1/1	0.96	0.08	56,56,56,56	0
57	MG	1A	3102	1/1	0.96	0.11	44,44,44,44	0
57	MG	1A	3009	1/1	0.96	0.10	38,38,38,38	0
57	MG	2A	3618	1/1	0.96	0.07	70,70,70,70	0
57	MG	2A	3619	1/1	0.96	0.08	58,58,58,58	0
57	MG	1A	3299	1/1	0.96	0.13	39,39,39,39	0
57	MG	2A	3835	1/1	0.96	0.11	56,56,56,56	0
57	MG	1A	3300	1/1	0.96	0.07	48,48,48,48	0
57	MG	2A	3424	1/1	0.96	0.07	31,31,31,31	0
57	MG	1a	1754	1/1	0.96	0.06	67,67,67,67	0
57	MG	2A	3428	1/1	0.96	0.14	52,52,52,52	0
57	MG	2A	3840	1/1	0.96	0.07	64,64,64,64	0
57	MG	2A	3841	1/1	0.96	0.07	61,61,61,61	0
57	MG	2A	3430	1/1	0.96	0.07	56,56,56,56	0
57	MG	1a	1755	1/1	0.96	0.06	71,71,71,71	0
57	MG	1A	3933	1/1	0.96	0.06	75,75,75,75	0
57	MG	1A	3301	1/1	0.96	0.10	51,51,51,51	0
57	MG	1A	3134	1/1	0.96	0.10	51,51,51,51	0
57	MG	1a	1620	1/1	0.96	0.21	60,60,60,60	0
57	MG	1A	3058	1/1	0.96	0.12	34,34,34,34	0
57	MG	1A	3937	1/1	0.96	0.09	42,42,42,42	0
57	MG	1A	3628	1/1	0.96	0.06	41,41,41,41	0
57	MG	2a	1718	1/1	0.96	0.07	74,74,74,74	0
57	MG	1A	3176	1/1	0.96	0.18	53,53,53,53	0
57	MG	2A	3442	1/1	0.96	0.04	38,38,38,38	0
57	MG	1A	3630	1/1	0.96	0.12	67,67,67,67	0
57	MG	1a	1770	1/1	0.96	0.15	74,74,74,74	0
57	MG	1A	4041	1/1	0.96	0.09	56,56,56,56	0
57	MG	1A	3139	1/1	0.96	0.09	22,22,22,22	0
57	MG	2A	3642	1/1	0.96	0.07	45,45,45,45	0

Continued on next page...

Continued from previous page...

Mol	Type	Chain	Res	Atoms	RSCC	RSR	B-factors(\AA^2)	Q<0.9
57	MG	2a	1726	1/1	0.96	0.05	79,79,79,79	0
57	MG	2A	3276	1/1	0.96	0.16	55,55,55,55	0
57	MG	1A	3410	1/1	0.96	0.09	62,62,62,62	0
57	MG	2A	3645	1/1	0.96	0.08	63,63,63,63	0
57	MG	2A	3278	1/1	0.96	0.07	63,63,63,63	0
57	MG	1A	3356	1/1	0.96	0.11	36,36,36,36	0
57	MG	1A	3545	1/1	0.96	0.12	46,46,46,46	0
57	MG	1A	3059	1/1	0.96	0.07	31,31,31,31	0
57	MG	2a	1734	1/1	0.96	0.06	76,76,76,76	0
57	MG	1A	3106	1/1	0.96	0.27	38,38,38,38	0
57	MG	1a	1780	1/1	0.96	0.05	65,65,65,65	0
57	MG	1A	3828	1/1	0.96	0.12	47,47,47,47	0
57	MG	1A	3642	1/1	0.96	0.10	54,54,54,54	0
57	MG	1A	3548	1/1	0.96	0.04	25,25,25,25	0
57	MG	1A	3220	1/1	0.96	0.06	56,56,56,56	0
57	MG	1A	3221	1/1	0.96	0.17	42,42,42,42	0
57	MG	2A	3465	1/1	0.96	0.12	37,37,37,37	0
57	MG	1a	1788	1/1	0.96	0.08	43,43,43,43	0
57	MG	1a	1638	1/1	0.96	0.18	46,46,46,46	0
57	MG	2A	3134	1/1	0.96	0.20	63,63,63,63	0
57	MG	1a	1639	1/1	0.96	0.10	56,56,56,56	0
57	MG	1A	3551	1/1	0.96	0.07	23,23,23,23	0
57	MG	2A	3472	1/1	0.96	0.09	44,44,44,44	0
57	MG	2A	3137	1/1	0.96	0.08	39,39,39,39	0
57	MG	1A	3835	1/1	0.96	0.06	72,72,72,72	0
57	MG	1A	3648	1/1	0.96	0.05	29,29,29,29	0
57	MG	1A	3956	1/1	0.96	0.07	53,53,53,53	0
57	MG	1A	3222	1/1	0.96	0.22	42,42,42,42	0
57	MG	2A	3478	1/1	0.96	0.06	34,34,34,34	0
57	MG	2A	3142	1/1	0.96	0.13	65,65,65,65	0
57	MG	1A	3958	1/1	0.96	0.10	26,26,26,26	0
57	MG	1A	3181	1/1	0.96	0.14	37,37,37,37	0
57	MG	2a	1759	1/1	0.96	0.12	62,62,62,62	0
57	MG	1A	3476	1/1	0.96	0.36	33,33,33,33	0
57	MG	1A	3418	1/1	0.96	0.21	42,42,42,42	0
57	MG	2A	3485	1/1	0.96	0.08	38,38,38,38	0
57	MG	1A	3032	1/1	0.96	0.26	32,32,32,32	0
57	MG	2A	3149	1/1	0.96	0.15	74,74,74,74	0
57	MG	2A	3488	1/1	0.96	0.15	42,42,42,42	0
57	MG	1A	3227	1/1	0.96	0.12	42,42,42,42	0
57	MG	2A	3683	1/1	0.96	0.09	38,38,38,38	0
57	MG	1A	3740	1/1	0.96	0.10	57,57,57,57	0

Continued on next page...

Continued from previous page...

Mol	Type	Chain	Res	Atoms	RSCC	RSR	B-factors(\AA^2)	Q<0.9
57	MG	1A	3183	1/1	0.96	0.34	34,34,34,34	0
57	MG	2A	3153	1/1	0.96	0.13	53,53,53,53	0
57	MG	2A	3687	1/1	0.96	0.12	67,67,67,67	0
57	MG	1F	302	1/1	0.96	0.16	28,28,28,28	0
57	MG	1A	3483	1/1	0.96	0.25	37,37,37,37	0
57	MG	2A	3495	1/1	0.96	0.13	26,26,26,26	0
57	MG	1A	3484	1/1	0.96	0.12	37,37,37,37	0
57	MG	1x	3011	1/1	0.96	0.11	68,68,68,68	0
57	MG	2A	3498	1/1	0.96	0.09	62,62,62,62	0
57	MG	1A	3317	1/1	0.96	0.06	42,42,42,42	0
57	MG	1A	3660	1/1	0.96	0.07	43,43,43,43	0
57	MG	1A	3971	1/1	0.96	0.08	42,42,42,42	0
57	MG	1y	101	1/1	0.96	0.10	48,48,48,48	0
57	MG	1A	3746	1/1	0.96	0.04	36,36,36,36	0
57	MG	2A	3700	1/1	0.96	0.07	76,76,76,76	0
57	MG	1A	3853	1/1	0.96	0.07	52,52,52,52	0
57	MG	1a	1662	1/1	0.96	0.22	54,54,54,54	0
57	MG	1A	3661	1/1	0.96	0.04	29,29,29,29	0
57	MG	2A	3511	1/1	0.96	0.06	63,63,63,63	0
57	MG	1A	3080	1/1	0.96	0.18	35,35,35,35	0
57	MG	1A	3013	1/1	0.96	0.06	28,28,28,28	0
57	MG	1A	3425	1/1	0.96	0.14	48,48,48,48	0
57	MG	2A	3169	1/1	0.96	0.13	54,54,54,54	0
57	MG	1A	3113	1/1	0.96	0.28	31,31,31,31	0
57	MG	2A	3517	1/1	0.96	0.15	63,63,63,63	0
57	MG	1N	203	1/1	0.96	0.11	44,44,44,44	0
57	MG	1A	3035	1/1	0.96	0.16	38,38,38,38	0
57	MG	2A	3714	1/1	0.96	0.10	69,69,69,69	0
57	MG	1N	205	1/1	0.96	0.10	43,43,43,43	0
57	MG	1A	3863	1/1	0.96	0.06	24,24,24,24	0
57	MG	1A	3192	1/1	0.96	0.17	39,39,39,39	0
57	MG	2A	3012	1/1	0.96	0.06	48,48,48,48	0
57	MG	1A	3023	1/1	0.96	0.19	32,32,32,32	0
57	MG	1A	3496	1/1	0.96	0.10	43,43,43,43	0
57	MG	2A	3527	1/1	0.96	0.07	35,35,35,35	0
57	MG	1a	1675	1/1	0.96	0.45	68,68,68,68	0
57	MG	1A	3584	1/1	0.96	0.06	33,33,33,33	0
57	MG	1A	3872	1/1	0.96	0.05	42,42,42,42	0
57	MG	1A	3677	1/1	0.96	0.05	19,19,19,19	0
57	MG	1A	3324	1/1	0.96	0.13	50,50,50,50	0
57	MG	1A	3878	1/1	0.96	0.21	51,51,51,51	0
57	MG	1A	3149	1/1	0.96	0.15	40,40,40,40	0

Continued on next page...

Continued from previous page...

Mol	Type	Chain	Res	Atoms	RSCC	RSR	B-factors(\AA^2)	Q<0.9
57	MG	2a	1605	1/1	0.96	0.24	52,52,52,52	0
57	MG	2a	1606	1/1	0.96	0.34	65,65,65,65	0
57	MG	2A	3027	1/1	0.96	0.08	43,43,43,43	0
57	MG	2A	3028	1/1	0.96	0.10	55,55,55,55	0
57	MG	2A	3029	1/1	0.96	0.08	53,53,53,53	0
57	MG	2q	202	1/1	0.96	0.05	77,77,77,77	0
57	MG	1A	3088	1/1	0.96	0.21	30,30,30,30	0
57	MG	1A	3046	1/1	0.96	0.22	52,52,52,52	0
57	MG	1A	3589	1/1	0.96	0.08	23,23,23,23	0
57	MG	1Q	205	1/1	0.96	0.07	51,51,51,51	0
57	MG	1A	3047	1/1	0.96	0.08	39,39,39,39	0
57	MG	1A	4100	1/1	0.96	0.27	49,49,49,49	0
57	MG	1A	3771	1/1	0.96	0.07	41,41,41,41	0
57	MG	2A	3741	1/1	0.96	0.07	43,43,43,43	0
57	MG	1A	3024	1/1	0.96	0.23	33,33,33,33	0
57	MG	2A	3744	1/1	0.96	0.06	37,37,37,37	0
57	MG	2x	106	1/1	0.96	0.17	69,69,69,69	0
57	MG	2A	3745	1/1	0.96	0.08	57,57,57,57	0
57	MG	1A	3996	1/1	0.96	0.14	56,56,56,56	0
57	MG	1A	3159	1/1	0.96	0.07	31,31,31,31	0
57	MG	2y	3004	1/1	0.96	0.25	64,64,64,64	0
57	MG	2A	3550	1/1	0.96	0.05	40,40,40,40	0
57	MG	1A	3505	1/1	0.96	0.08	41,41,41,41	0
57	MG	1A	3284	1/1	0.96	0.09	63,63,63,63	0
57	MG	1U	201	1/1	0.96	0.19	38,38,38,38	0
57	MG	1A	3285	1/1	0.96	0.09	55,55,55,55	0
57	MG	1A	3094	1/1	0.96	0.28	41,41,41,41	0
57	MG	1a	1697	1/1	0.96	0.06	60,60,60,60	0
57	MG	1V	201	1/1	0.96	0.25	47,47,47,47	0
59	ZN	2n	501	1/1	0.96	0.07	106,106,106,106	0
57	MG	1A	3666	1/1	0.97	0.09	19,19,19,19	0
57	MG	1A	3082	1/1	0.97	0.04	40,40,40,40	0
57	MG	1A	3007	1/1	0.97	0.17	34,34,34,34	0
57	MG	1A	3670	1/1	0.97	0.06	50,50,50,50	0
57	MG	1a	1862	1/1	0.97	0.07	34,34,34,34	0
57	MG	1A	4101	1/1	0.97	0.36	32,32,32,32	0
57	MG	1G	3005	1/1	0.97	0.05	64,64,64,64	0
57	MG	1A	3442	1/1	0.97	0.09	44,44,44,44	0
57	MG	1A	4103	1/1	0.97	0.14	38,38,38,38	0
57	MG	2A	3418	1/1	0.97	0.18	58,58,58,58	0
57	MG	1A	4104	1/1	0.97	0.14	53,53,53,53	0
57	MG	2A	3032	1/1	0.97	0.07	44,44,44,44	0

Continued on next page...

Continued from previous page...

Mol	Type	Chain	Res	Atoms	RSCC	RSR	B-factors(\AA^2)	Q<0.9
57	MG	1A	3537	1/1	0.97	0.05	32,32,32,32	0
57	MG	2a	1697	1/1	0.97	0.08	70,70,70,70	0
57	MG	1A	3673	1/1	0.97	0.07	17,17,17,17	0
57	MG	1A	3022	1/1	0.97	0.22	32,32,32,32	0
57	MG	1A	3171	1/1	0.97	0.24	44,44,44,44	0
57	MG	2D	302	1/1	0.97	0.06	33,33,33,33	0
57	MG	1A	3366	1/1	0.97	0.14	34,34,34,34	0
57	MG	1A	3367	1/1	0.97	0.26	39,39,39,39	0
57	MG	2a	1704	1/1	0.97	0.10	72,72,72,72	0
57	MG	2A	3429	1/1	0.97	0.08	42,42,42,42	0
57	MG	1A	3543	1/1	0.97	0.09	34,34,34,34	0
57	MG	1A	3071	1/1	0.97	0.13	39,39,39,39	0
57	MG	1A	3122	1/1	0.97	0.21	34,34,34,34	0
57	MG	1A	3750	1/1	0.97	0.11	39,39,39,39	0
57	MG	2A	3170	1/1	0.97	0.10	44,44,44,44	0
57	MG	1P	202	1/1	0.97	0.04	35,35,35,35	0
57	MG	1A	3233	1/1	0.97	0.12	34,34,34,34	0
57	MG	1A	3493	1/1	0.97	0.05	34,34,34,34	0
57	MG	1A	3087	1/1	0.97	0.23	39,39,39,39	0
57	MG	2A	3736	1/1	0.97	0.06	60,60,60,60	0
57	MG	1a	1768	1/1	0.97	0.05	75,75,75,75	0
57	MG	1A	3837	1/1	0.97	0.08	62,62,62,62	0
57	MG	1A	3010	1/1	0.97	0.09	57,57,57,57	0
57	MG	1A	3612	1/1	0.97	0.08	47,47,47,47	0
57	MG	2A	3445	1/1	0.97	0.05	29,29,29,29	0
57	MG	1A	3758	1/1	0.97	0.08	44,44,44,44	0
57	MG	2A	3052	1/1	0.97	0.20	62,62,62,62	0
57	MG	1A	4025	1/1	0.97	0.06	73,73,73,73	0
57	MG	1A	3125	1/1	0.97	0.13	29,29,29,29	0
57	MG	2A	3450	1/1	0.97	0.13	49,49,49,49	0
57	MG	1a	1661	1/1	0.97	0.21	61,61,61,61	0
57	MG	1A	3177	1/1	0.97	0.17	45,45,45,45	0
57	MG	2A	3453	1/1	0.97	0.09	52,52,52,52	0
57	MG	2A	3454	1/1	0.97	0.12	64,64,64,64	0
57	MG	2A	3753	1/1	0.97	0.06	65,65,65,65	0
57	MG	1A	3761	1/1	0.97	0.05	23,23,23,23	0
57	MG	1A	3762	1/1	0.97	0.09	25,25,25,25	0
57	MG	2A	3760	1/1	0.97	0.09	51,51,51,51	0
57	MG	2A	3457	1/1	0.97	0.12	52,52,52,52	0
57	MG	2a	1736	1/1	0.97	0.15	67,67,67,67	0
57	MG	1A	3089	1/1	0.97	0.15	39,39,39,39	0
57	MG	1A	3061	1/1	0.97	0.13	45,45,45,45	0

Continued on next page...

Continued from previous page...

Mol	Type	Chain	Res	Atoms	RSCC	RSR	B-factors(\AA^2)	Q<0.9
57	MG	2W	3002	1/1	0.97	0.09	52,52,52,52	0
57	MG	2A	3061	1/1	0.97	0.05	41,41,41,41	0
57	MG	2A	3190	1/1	0.97	0.20	56,56,56,56	0
57	MG	1A	3554	1/1	0.97	0.08	41,41,41,41	0
57	MG	1A	3153	1/1	0.97	0.21	29,29,29,29	0
57	MG	1a	1787	1/1	0.97	0.04	77,77,77,77	0
57	MG	1A	3030	1/1	0.97	0.04	34,34,34,34	0
57	MG	1A	3504	1/1	0.97	0.09	17,17,17,17	0
57	MG	2A	3467	1/1	0.97	0.16	58,58,58,58	0
57	MG	2A	3068	1/1	0.97	0.08	45,45,45,45	0
57	MG	1A	3155	1/1	0.97	0.05	39,39,39,39	0
57	MG	1A	3627	1/1	0.97	0.18	29,29,29,29	0
57	MG	1A	3561	1/1	0.97	0.09	18,18,18,18	0
57	MG	1A	4147	1/1	0.97	0.11	34,34,34,34	0
57	MG	1A	3701	1/1	0.97	0.06	33,33,33,33	0
57	MG	1A	3954	1/1	0.97	0.05	36,36,36,36	0
57	MG	1a	1906	1/1	0.97	0.07	48,48,48,48	0
57	MG	1X	3002	1/1	0.97	0.14	39,39,39,39	0
57	MG	1a	1797	1/1	0.97	0.07	72,72,72,72	0
57	MG	1X	3003	1/1	0.97	0.08	51,51,51,51	0
57	MG	1A	3110	1/1	0.97	0.10	16,16,16,16	0
57	MG	1A	3858	1/1	0.97	0.12	18,18,18,18	0
57	MG	2A	3788	1/1	0.97	0.07	63,63,63,63	0
57	MG	2A	3081	1/1	0.97	0.07	45,45,45,45	0
57	MG	1Y	201	1/1	0.97	0.19	52,52,52,52	0
57	MG	2A	3483	1/1	0.97	0.14	61,61,61,61	0
57	MG	1A	3031	1/1	0.97	0.29	34,34,34,34	0
57	MG	1a	1803	1/1	0.97	0.05	61,61,61,61	0
57	MG	1A	3631	1/1	0.97	0.06	55,55,55,55	0
57	MG	1A	3566	1/1	0.97	0.06	28,28,28,28	0
57	MG	1A	3567	1/1	0.97	0.05	25,25,25,25	0
57	MG	1A	3093	1/1	0.97	0.18	40,40,40,40	0
57	MG	1A	3868	1/1	0.97	0.05	41,41,41,41	0
57	MG	1A	4050	1/1	0.97	0.06	34,34,34,34	0
57	MG	1A	3636	1/1	0.97	0.04	40,40,40,40	0
57	MG	1A	3012	1/1	0.97	0.15	48,48,48,48	0
57	MG	1A	3785	1/1	0.97	0.06	82,82,82,82	0
57	MG	1A	3966	1/1	0.97	0.05	55,55,55,55	0
57	MG	2A	3223	1/1	0.97	0.16	36,36,36,36	0
57	MG	1B	214	1/1	0.97	0.06	51,51,51,51	0
57	MG	1A	3314	1/1	0.97	0.11	40,40,40,40	0
57	MG	1A	3187	1/1	0.97	0.11	54,54,54,54	0

Continued on next page...

Continued from previous page...

Mol	Type	Chain	Res	Atoms	RSCC	RSR	B-factors(\AA^2)	Q<0.9
57	MG	2A	3808	1/1	0.97	0.08	64,64,64,64	0
57	MG	1A	3876	1/1	0.97	0.08	66,66,66,66	0
57	MG	2A	3810	1/1	0.97	0.09	61,61,61,61	0
57	MG	13	102	1/1	0.97	0.10	45,45,45,45	0
57	MG	2A	3650	1/1	0.97	0.09	46,46,46,46	0
57	MG	2A	3503	1/1	0.97	0.07	63,63,63,63	0
57	MG	1A	3573	1/1	0.97	0.05	43,43,43,43	0
57	MG	1A	3055	1/1	0.97	0.09	28,28,28,28	0
57	MG	1A	3880	1/1	0.97	0.09	59,59,59,59	0
57	MG	1A	3885	1/1	0.97	0.08	55,55,55,55	0
57	MG	1A	3886	1/1	0.97	0.05	52,52,52,52	0
57	MG	1w	107	1/1	0.97	0.06	49,49,49,49	0
57	MG	2A	3820	1/1	0.97	0.11	54,54,54,54	0
57	MG	1A	3575	1/1	0.97	0.07	27,27,27,27	0
57	MG	1A	3283	1/1	0.97	0.06	39,39,39,39	0
57	MG	1A	3189	1/1	0.97	0.16	34,34,34,34	0
57	MG	2A	3109	1/1	0.97	0.10	39,39,39,39	0
57	MG	1A	3253	1/1	0.97	0.06	48,48,48,48	0
57	MG	1A	3471	1/1	0.97	0.17	28,28,28,28	0
57	MG	1A	3219	1/1	0.97	0.16	40,40,40,40	0
57	MG	1A	3583	1/1	0.97	0.05	42,42,42,42	0
57	MG	1A	3190	1/1	0.97	0.14	35,35,35,35	0
57	MG	1A	3895	1/1	0.97	0.04	32,32,32,32	0
57	MG	2A	3522	1/1	0.97	0.05	73,73,73,73	0
57	MG	2A	3670	1/1	0.97	0.06	54,54,54,54	0
57	MG	2f	3001	1/1	0.97	0.09	58,58,58,58	0
57	MG	1A	3524	1/1	0.97	0.14	32,32,32,32	0
57	MG	1A	3525	1/1	0.97	0.08	25,25,25,25	0
57	MG	1B	236	1/1	0.97	0.05	33,33,33,33	0
57	MG	1a	1715	1/1	0.97	0.11	63,63,63,63	0
57	MG	1A	3137	1/1	0.97	0.30	32,32,32,32	0
57	MG	2A	3250	1/1	0.97	0.09	73,73,73,73	0
57	MG	1A	3899	1/1	0.97	0.07	22,22,22,22	0
57	MG	1A	3801	1/1	0.97	0.07	65,65,65,65	0
57	MG	2A	3531	1/1	0.97	0.08	42,42,42,42	0
57	MG	2A	3123	1/1	0.97	0.07	46,46,46,46	0
57	MG	1A	3803	1/1	0.97	0.05	36,36,36,36	0
57	MG	1A	3902	1/1	0.97	0.08	58,58,58,58	0
57	MG	1A	3804	1/1	0.97	0.04	29,29,29,29	0
57	MG	2A	3846	1/1	0.97	0.10	80,80,80,80	0
57	MG	1a	1723	1/1	0.97	0.16	62,62,62,62	0
57	MG	2A	3128	1/1	0.97	0.14	62,62,62,62	0

Continued on next page...

Continued from previous page...

Mol	Type	Chain	Res	Atoms	RSCC	RSR	B-factors(\AA^2)	Q<0.9
57	MG	1a	1618	1/1	0.97	0.06	46,46,46,46	0
57	MG	1A	3138	1/1	0.97	0.18	36,36,36,36	0
57	MG	1A	3056	1/1	0.97	0.08	41,41,41,41	0
57	MG	1A	4083	1/1	0.97	0.09	57,57,57,57	0
57	MG	1A	3225	1/1	0.97	0.38	35,35,35,35	0
57	MG	1A	3057	1/1	0.97	0.15	45,45,45,45	0
57	MG	1A	3908	1/1	0.97	0.13	56,56,56,56	0
57	MG	1E	310	1/1	0.97	0.12	61,61,61,61	0
57	MG	1A	3480	1/1	0.97	0.15	38,38,38,38	0
57	MG	1A	3361	1/1	0.97	0.13	46,46,46,46	0
57	MG	1A	3663	1/1	0.97	0.08	46,46,46,46	0
57	MG	2A	3014	1/1	0.97	0.08	36,36,36,36	0
57	MG	1A	3438	1/1	0.97	0.20	31,31,31,31	0
57	MG	2A	3016	1/1	0.97	0.04	37,37,37,37	0
57	MG	1A	3665	1/1	0.97	0.07	57,57,57,57	0
57	MG	1A	3915	1/1	0.97	0.19	33,33,33,33	0
57	MG	2A	3405	1/1	0.97	0.14	22,22,22,22	0
59	ZN	2Y	501	1/1	0.97	0.05	94,94,94,94	0
57	MG	2A	3020	1/1	0.97	0.22	56,56,56,56	0
57	MG	2A	3021	1/1	0.97	0.30	50,50,50,50	0
60	SF4	1d	501	8/8	0.97	0.06	63,72,78,81	0
57	MG	1Y	204	1/1	0.98	0.12	46,46,46,46	0
57	MG	2A	3658	1/1	0.98	0.24	47,47,47,47	0
57	MG	1A	3658	1/1	0.98	0.04	40,40,40,40	0
57	MG	1A	4078	1/1	0.98	0.06	44,44,44,44	0
57	MG	2A	3538	1/1	0.98	0.10	39,39,39,39	0
57	MG	1a	1907	1/1	0.98	0.16	46,46,46,46	0
57	MG	2A	3066	1/1	0.98	0.16	51,51,51,51	0
57	MG	1A	3238	1/1	0.98	0.04	37,37,37,37	0
57	MG	1A	3932	1/1	0.98	0.09	56,56,56,56	0
57	MG	1A	3239	1/1	0.98	0.19	36,36,36,36	0
57	MG	1A	3041	1/1	0.98	0.05	24,24,24,24	0
57	MG	1A	3006	1/1	0.98	0.03	24,24,24,24	0
57	MG	1A	3607	1/1	0.98	0.04	25,25,25,25	0
57	MG	1A	3516	1/1	0.98	0.04	17,17,17,17	0
57	MG	1A	3517	1/1	0.98	0.06	51,51,51,51	0
57	MG	1A	3859	1/1	0.98	0.05	34,34,34,34	0
57	MG	2A	3426	1/1	0.98	0.18	26,26,26,26	0
57	MG	1A	3562	1/1	0.98	0.07	27,27,27,27	0
57	MG	1A	3333	1/1	0.98	0.04	33,33,33,33	0
57	MG	12	3002	1/1	0.98	0.15	42,42,42,42	0
57	MG	1A	3668	1/1	0.98	0.06	44,44,44,44	0

Continued on next page...

Continued from previous page...

Mol	Type	Chain	Res	Atoms	RSCC	RSR	B-factors(\AA^2)	Q<0.9
57	MG	1A	3302	1/1	0.98	0.03	26,26,26,26	0
57	MG	1A	3001	1/1	0.98	0.05	50,50,50,50	0
57	MG	1B	235	1/1	0.98	0.04	40,40,40,40	0
57	MG	1A	4094	1/1	0.98	0.09	43,43,43,43	0
57	MG	17	101	1/1	0.98	0.05	45,45,45,45	0
57	MG	2A	3437	1/1	0.98	0.06	60,60,60,60	0
57	MG	1A	3866	1/1	0.98	0.05	28,28,28,28	0
57	MG	1A	4096	1/1	0.98	0.15	36,36,36,36	0
57	MG	1D	3003	1/1	0.98	0.03	18,18,18,18	0
57	MG	1A	3614	1/1	0.98	0.05	21,21,21,21	0
57	MG	1D	3006	1/1	0.98	0.07	34,34,34,34	0
57	MG	1D	3007	1/1	0.98	0.18	47,47,47,47	0
57	MG	1A	3615	1/1	0.98	0.09	24,24,24,24	0
57	MG	1A	4099	1/1	0.98	0.12	34,34,34,34	0
57	MG	2A	3692	1/1	0.98	0.04	69,69,69,69	0
57	MG	1A	3140	1/1	0.98	0.05	35,35,35,35	0
57	MG	1A	3478	1/1	0.98	0.11	32,32,32,32	0
57	MG	1A	3618	1/1	0.98	0.06	56,56,56,56	0
57	MG	1A	3119	1/1	0.98	0.08	38,38,38,38	0
57	MG	1E	305	1/1	0.98	0.11	33,33,33,33	0
57	MG	1A	3008	1/1	0.98	0.06	33,33,33,33	0
57	MG	1a	1609	1/1	0.98	0.06	51,51,51,51	0
57	MG	1a	1610	1/1	0.98	0.09	24,24,24,24	0
57	MG	1E	307	1/1	0.98	0.07	29,29,29,29	0
57	MG	1A	4026	1/1	0.98	0.04	46,46,46,46	0
57	MG	1a	1613	1/1	0.98	0.04	58,58,58,58	0
57	MG	1A	3877	1/1	0.98	0.05	77,77,77,77	0
57	MG	1A	3678	1/1	0.98	0.07	24,24,24,24	0
57	MG	1A	3737	1/1	0.98	0.11	41,41,41,41	0
57	MG	1A	3191	1/1	0.98	0.28	37,37,37,37	0
57	MG	1A	3882	1/1	0.98	0.05	37,37,37,37	0
57	MG	1A	3247	1/1	0.98	0.21	49,49,49,49	0
57	MG	1A	3033	1/1	0.98	0.04	32,32,32,32	0
57	MG	1A	3168	1/1	0.98	0.29	35,35,35,35	0
57	MG	1A	3808	1/1	0.98	0.05	45,45,45,45	0
57	MG	2A	3589	1/1	0.98	0.15	40,40,40,40	0
57	MG	1A	3576	1/1	0.98	0.04	25,25,25,25	0
57	MG	1A	3015	1/1	0.98	0.04	18,18,18,18	0
57	MG	1A	3003	1/1	0.98	0.04	41,41,41,41	0
57	MG	1A	4118	1/1	0.98	0.09	36,36,36,36	0
57	MG	1A	3686	1/1	0.98	0.11	25,25,25,25	0
57	MG	1A	4120	1/1	0.98	0.15	30,30,30,30	0

Continued on next page...

Continued from previous page...

Mol	Type	Chain	Res	Atoms	RSCC	RSR	B-factors(Å ²)	Q<0.9
57	MG	1A	4121	1/1	0.98	0.19	31,31,31,31	0
57	MG	2A	3004	1/1	0.98	0.05	46,46,46,46	0
57	MG	1A	3687	1/1	0.98	0.05	39,39,39,39	0
57	MG	1A	4123	1/1	0.98	0.29	33,33,33,33	0
57	MG	1A	3815	1/1	0.98	0.06	58,58,58,58	0
57	MG	2A	3009	1/1	0.98	0.09	50,50,50,50	0
57	MG	2A	3727	1/1	0.98	0.05	67,67,67,67	0
57	MG	1A	3005	1/1	0.98	0.12	42,42,42,42	0
57	MG	1A	4126	1/1	0.98	0.21	38,38,38,38	0
57	MG	1a	1742	1/1	0.98	0.08	57,57,57,57	0
57	MG	1a	1743	1/1	0.98	0.05	41,41,41,41	0
57	MG	1A	3748	1/1	0.98	0.14	37,37,37,37	0
57	MG	1A	3378	1/1	0.98	0.04	37,37,37,37	0
57	MG	1A	3223	1/1	0.98	0.10	44,44,44,44	0
57	MG	1A	3633	1/1	0.98	0.04	34,34,34,34	0
57	MG	1A	3582	1/1	0.98	0.08	20,20,20,20	0
57	MG	1A	3753	1/1	0.98	0.05	40,40,40,40	0
57	MG	1A	3823	1/1	0.98	0.06	65,65,65,65	0
57	MG	1A	4136	1/1	0.98	0.15	45,45,45,45	0
57	MG	1A	3107	1/1	0.98	0.04	38,38,38,38	0
57	MG	1A	3026	1/1	0.98	0.04	37,37,37,37	0
57	MG	1A	4139	1/1	0.98	0.07	37,37,37,37	0
57	MG	2A	3743	1/1	0.98	0.08	44,44,44,44	0
57	MG	1A	3637	1/1	0.98	0.04	46,46,46,46	0
57	MG	1A	3109	1/1	0.98	0.12	34,34,34,34	0
57	MG	1A	3064	1/1	0.98	0.14	32,32,32,32	0
57	MG	1A	4143	1/1	0.98	0.26	37,37,37,37	0
57	MG	2A	3145	1/1	0.98	0.10	38,38,38,38	0
57	MG	1A	3494	1/1	0.98	0.10	35,35,35,35	0
57	MG	1A	3909	1/1	0.98	0.04	38,38,38,38	0
57	MG	1A	3027	1/1	0.98	0.05	20,20,20,20	0
57	MG	1a	1763	1/1	0.98	0.05	65,65,65,65	0
57	MG	2A	3755	1/1	0.98	0.05	55,55,55,55	0
57	MG	2E	301	1/1	0.98	0.17	59,59,59,59	0
57	MG	2A	3757	1/1	0.98	0.05	68,68,68,68	0
57	MG	1A	3152	1/1	0.98	0.21	37,37,37,37	0
57	MG	1A	3203	1/1	0.98	0.17	33,33,33,33	0
57	MG	1A	3645	1/1	0.98	0.09	44,44,44,44	0
57	MG	1A	3591	1/1	0.98	0.04	10,10,10,10	0
57	MG	1A	3011	1/1	0.98	0.10	43,43,43,43	0
57	MG	1a	1771	1/1	0.98	0.04	60,60,60,60	0
57	MG	1A	3916	1/1	0.98	0.05	32,32,32,32	0

Continued on next page...

Continued from previous page...

Mol	Type	Chain	Res	Atoms	RSCC	RSR	B-factors(\AA^2)	Q<0.9
57	MG	1U	203	1/1	0.98	0.24	37,37,37,37	0
57	MG	1A	3096	1/1	0.98	0.21	40,40,40,40	0
57	MG	2A	3768	1/1	0.98	0.06	72,72,72,72	0
57	MG	1U	205	1/1	0.98	0.21	30,30,30,30	0
57	MG	1U	206	1/1	0.98	0.20	40,40,40,40	0
57	MG	2A	3771	1/1	0.98	0.06	52,52,52,52	0
57	MG	1A	3389	1/1	0.98	0.12	42,42,42,42	0
57	MG	2A	3639	1/1	0.98	0.04	33,33,33,33	0
57	MG	1A	3133	1/1	0.98	0.21	42,42,42,42	0
57	MG	1a	1779	1/1	0.98	0.05	68,68,68,68	0
57	MG	1A	3019	1/1	0.98	0.14	31,31,31,31	0
57	MG	1a	1781	1/1	0.98	0.04	55,55,55,55	0
57	MG	1A	3158	1/1	0.98	0.07	30,30,30,30	0
57	MG	1W	203	1/1	0.98	0.12	38,38,38,38	0
57	MG	1W	204	1/1	0.98	0.19	34,34,34,34	0
57	MG	1A	3466	1/1	0.98	0.09	41,41,41,41	0
57	MG	1A	3083	1/1	0.98	0.22	40,40,40,40	0
57	MG	1A	3844	1/1	0.98	0.07	30,30,30,30	0
57	MG	1A	3508	1/1	0.98	0.14	39,39,39,39	0
57	MG	1A	3394	1/1	0.98	0.08	36,36,36,36	0
57	MG	1A	3777	1/1	0.98	0.08	48,48,48,48	0
59	ZN	14	501	1/1	0.98	0.05	99,99,99,99	0
57	MG	1X	3006	1/1	0.98	0.05	35,35,35,35	0
57	MG	1A	3136	1/1	0.98	0.17	40,40,40,40	0
59	ZN	25	101	1/1	0.98	0.06	59,59,59,59	0
57	MG	1A	3779	1/1	0.98	0.05	29,29,29,29	0
57	MG	2A	3293	1/1	0.98	0.05	58,58,58,58	0
60	SF4	2d	501	8/8	0.98	0.05	66,75,87,95	0
57	MG	2A	3414	1/1	0.99	0.03	64,64,64,64	0
57	MG	1A	3780	1/1	0.99	0.05	30,30,30,30	0
57	MG	1A	3881	1/1	0.99	0.03	52,52,52,52	0
57	MG	1A	4086	1/1	0.99	0.10	30,30,30,30	0
57	MG	2A	3709	1/1	0.99	0.05	76,76,76,76	0
57	MG	1A	3572	1/1	0.99	0.08	18,18,18,18	0
57	MG	2A	3764	1/1	0.99	0.03	35,35,35,35	0
57	MG	1A	3884	1/1	0.99	0.06	46,46,46,46	0
57	MG	1A	3557	1/1	0.99	0.05	19,19,19,19	0
57	MG	1A	3051	1/1	0.99	0.08	18,18,18,18	0
57	MG	2A	3333	1/1	0.99	0.08	41,41,41,41	0
57	MG	1A	3830	1/1	0.99	0.06	64,64,64,64	0
57	MG	1B	205	1/1	0.99	0.05	45,45,45,45	0
57	MG	1D	3005	1/1	0.99	0.13	33,33,33,33	0

Continued on next page...

Continued from previous page...

Mol	Type	Chain	Res	Atoms	RSCC	RSR	B-factors(\AA^2)	Q<0.9
57	MG	1A	3624	1/1	0.99	0.04	54,54,54,54	0
57	MG	2A	3427	1/1	0.99	0.08	71,71,71,71	0
57	MG	1A	3512	1/1	0.99	0.09	26,26,26,26	0
57	MG	1A	3560	1/1	0.99	0.05	34,34,34,34	0
57	MG	1A	3126	1/1	0.99	0.17	32,32,32,32	0
57	MG	1A	3157	1/1	0.99	0.16	24,24,24,24	0
57	MG	2A	3625	1/1	0.99	0.06	30,30,30,30	0
57	MG	2a	1706	1/1	0.99	0.04	73,73,73,73	0
57	MG	1a	1757	1/1	0.99	0.04	49,49,49,49	0
57	MG	1A	3439	1/1	0.99	0.30	31,31,31,31	0
57	MG	1A	4128	1/1	0.99	0.10	31,31,31,31	0
57	MG	1A	3081	1/1	0.99	0.15	28,28,28,28	0
57	MG	1A	3814	1/1	0.99	0.04	51,51,51,51	0
57	MG	2A	3131	1/1	0.99	0.05	55,55,55,55	0
57	MG	1a	1722	1/1	0.99	0.06	36,36,36,36	0
57	MG	1A	3688	1/1	0.99	0.05	30,30,30,30	0
57	MG	1a	1764	1/1	0.99	0.04	49,49,49,49	0
57	MG	2A	3441	1/1	0.99	0.04	48,48,48,48	0
57	MG	2A	3008	1/1	0.99	0.05	45,45,45,45	0
57	MG	1A	3565	1/1	0.99	0.05	21,21,21,21	0
57	MG	1A	3495	1/1	0.99	0.06	42,42,42,42	0
57	MG	1A	4134	1/1	0.99	0.14	32,32,32,32	0
57	MG	1A	3540	1/1	0.99	0.04	29,29,29,29	0
57	MG	1a	1769	1/1	0.99	0.04	54,54,54,54	0
57	MG	1A	3870	1/1	0.99	0.05	35,35,35,35	0
57	MG	1A	3073	1/1	0.99	0.12	21,21,21,21	0
57	MG	1F	303	1/1	0.99	0.14	31,31,31,31	0
57	MG	2A	3017	1/1	0.99	0.04	46,46,46,46	0
57	MG	1A	3004	1/1	0.99	0.04	24,24,24,24	0
57	MG	1A	3775	1/1	0.99	0.07	41,41,41,41	0
57	MG	1A	3874	1/1	0.99	0.02	56,56,56,56	0
57	MG	1A	3846	1/1	0.99	0.07	25,25,25,25	0
57	MG	1A	3443	1/1	0.99	0.11	47,47,47,47	0
59	ZN	1Y	202	1/1	0.99	0.02	63,63,63,63	0
57	MG	1A	3619	1/1	0.99	0.03	53,53,53,53	0
59	ZN	1n	501	1/1	0.99	0.03	67,67,67,67	0
57	MG	1A	3638	1/1	0.99	0.06	24,24,24,24	0
57	MG	2A	3508	1/1	0.99	0.03	46,46,46,46	0
57	MG	2A	3754	1/1	0.99	0.04	43,43,43,43	0
59	ZN	26	501	1/1	0.99	0.04	67,67,67,67	0
59	ZN	29	102	1/1	0.99	0.04	70,70,70,70	0
57	MG	1A	3053	1/1	0.99	0.05	20,20,20,20	0

Continued on next page...

Continued from previous page...

Mol	Type	Chain	Res	Atoms	RSCC	RSR	B-factors(\AA^2)	Q<0.9
57	MG	2A	3756	1/1	0.99	0.04	46,46,46,46	0
57	MG	1A	4146	1/1	0.99	0.02	29,29,29,29	0
57	MG	1a	1730	1/1	1.00	0.06	35,35,35,35	0
57	MG	1A	3802	1/1	1.00	0.05	24,24,24,24	0
57	MG	1A	3756	1/1	1.00	0.07	27,27,27,27	0
59	ZN	15	101	1/1	1.00	0.04	43,43,43,43	0
59	ZN	16	101	1/1	1.00	0.06	45,45,45,45	0
59	ZN	19	102	1/1	1.00	0.06	47,47,47,47	0
57	MG	1A	3861	1/1	1.00	0.02	58,58,58,58	0
57	MG	2A	3507	1/1	1.00	0.07	37,37,37,37	0
57	MG	1B	225	1/1	1.00	0.02	33,33,33,33	0
57	MG	1A	3507	1/1	1.00	0.07	34,34,34,34	0
57	MG	2A	3752	1/1	1.00	0.07	36,36,36,36	0
57	MG	1A	3867	1/1	1.00	0.02	27,27,27,27	0
57	MG	1A	3883	1/1	1.00	0.03	17,17,17,17	0
57	MG	2A	3501	1/1	1.00	0.03	37,37,37,37	0
57	MG	1a	1729	1/1	1.00	0.06	39,39,39,39	0

6.5 Other polymers [i](#)

There are no such residues in this entry.