



# Full wwPDB X-ray Structure Validation Report ⓘ

Mar 5, 2026 – 02:13 PM UTC

PDB ID : 2CHV / pdb\_00002chv  
Title : Replication Factor C ADPNP complex  
Authors : Seybert, A.; Singleton, M.R.; Cook, N.; Hall, D.R.; Wigley, D.B.  
Deposited on : 2006-03-16  
Resolution : 4.00 Å(reported)

This is a Full wwPDB X-ray Structure Validation Report for a publicly released PDB entry.

We welcome your comments at [validation@mail.wwpdb.org](mailto:validation@mail.wwpdb.org)

A user guide is available at

<https://www.wwpdb.org/validation/2017/XrayValidationReportHelp>

with specific help available everywhere you see the ⓘ symbol.

The types of validation reports are described at

<http://www.wwpdb.org/validation/2017/FAQs#types>.

---

The following versions of software and data (see [references ⓘ](#)) were used in the production of this report:

MolProbity : 4-5-2 with Phenix2.0  
Xtrriage (Phenix) : 2.0  
EDS : 3.0  
Percentile statistics : 20250101.v01 (using entries in the PDB archive January 1st 2025)  
CCP4 : 9.0.010 (Gargrove)  
Density-Fitness : 1.0.12  
Ideal geometry (proteins) : Engh & Huber (2001)  
Ideal geometry (DNA, RNA) : Parkinson et al. (1996)  
Validation Pipeline (wwPDB-VP) : 2.49

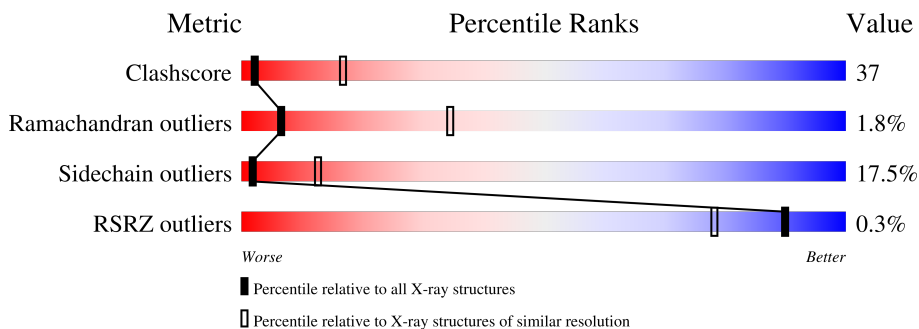
# 1 Overall quality at a glance

The following experimental techniques were used to determine the structure:

*X-RAY DIFFRACTION*

The reported resolution of this entry is 4.00 Å.

Percentile scores (ranging between 0-100) for global validation metrics of the entry are shown in the following graphic. The table shows the number of entries on which the scores are based.



Metric	Whole archive (#Entries)	Similar resolution (#Entries, resolution range(Å))
Clashscore	190562	1129 (4.20-3.80)
Ramachandran outliers	187476	1064 (4.20-3.80)
Sidechain outliers	187428	1055 (4.20-3.80)
RSRZ outliers	180081	1082 (4.20-3.80)

The table below summarises the geometric issues observed across the polymeric chains and their fit to the electron density. The red, orange, yellow and green segments of the lower bar indicate the fraction of residues that contain outliers for  $\geq 3$ , 2, 1 and 0 types of geometric quality criteria respectively. A grey segment represents the fraction of residues that are not modelled. The numeric value for each fraction is indicated below the corresponding segment, with a dot representing fractions  $\leq 5\%$ . The upper red bar (where present) indicates the fraction of residues that have poor fit to the electron density. The numeric value is given above the bar.

Mol	Chain	Length	Quality of chain
1	A	319	 47% 42% 8% ..
1	B	319	 49% 40% 8% ..
1	C	319	 48% 41% 8% ..
1	D	319	 49% 39% 10% .
1	E	319	 48% 39% 10% ..
1	F	319	 47% 42% 9% .

## 2 Entry composition

There is only 1 type of molecule in this entry. The entry contains 14838 atoms, of which 0 are hydrogens and 0 are deuteriums.

In the tables below, the ZeroOcc column contains the number of atoms modelled with zero occupancy, the AltConf column contains the number of residues with at least one atom in alternate conformation and the Trace column contains the number of residues modelled with at most 2 atoms.

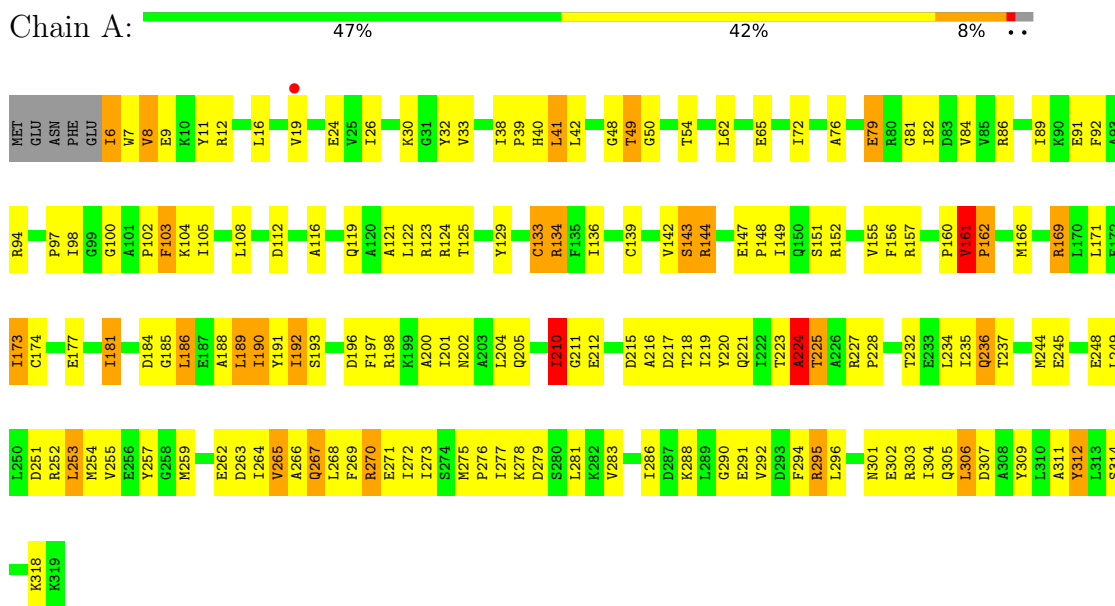
- Molecule 1 is a protein called REPLICATION FACTOR C SMALL SUBUNIT.

Mol	Chain	Residues	Atoms					ZeroOcc	AltConf	Trace
			Total	C	N	O	S			
1	A	314	2473	1570	427	463	13	0	0	1
1	B	314	2473	1570	427	463	13	0	0	1
1	C	314	2473	1570	427	463	13	0	0	1
1	D	314	2473	1570	427	463	13	0	0	1
1	E	314	2473	1570	427	463	13	0	0	1
1	F	314	2473	1570	427	463	13	0	0	1

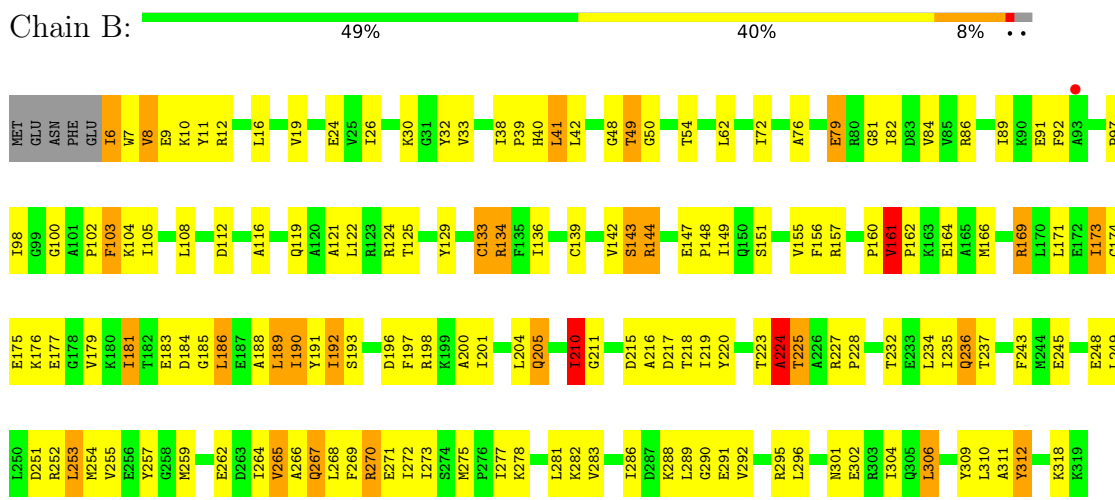
### 3 Residue-property plots

These plots are drawn for all protein, RNA, DNA and oligosaccharide chains in the entry. The first graphic for a chain summarises the proportions of the various outlier classes displayed in the second graphic. The second graphic shows the sequence view annotated by issues in geometry and electron density. Residues are color-coded according to the number of geometric quality criteria for which they contain at least one outlier: green = 0, yellow = 1, orange = 2 and red = 3 or more. A red dot above a residue indicates a poor fit to the electron density ( $RSRZ > 2$ ). Stretches of 2 or more consecutive residues without any outlier are shown as a green connector. Residues present in the sample, but not in the model, are shown in grey.

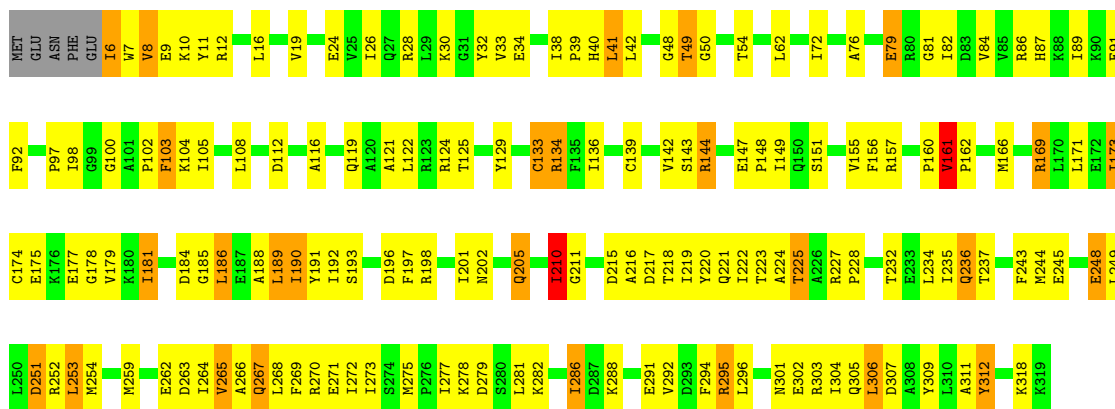
- Molecule 1: REPLICATION FACTOR C SMALL SUBUNIT



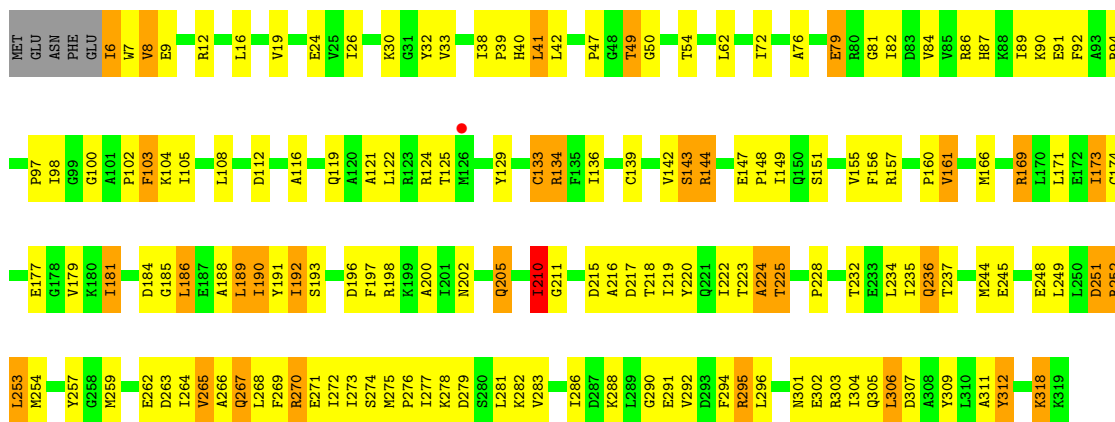
- Molecule 1: REPLICATION FACTOR C SMALL SUBUNIT



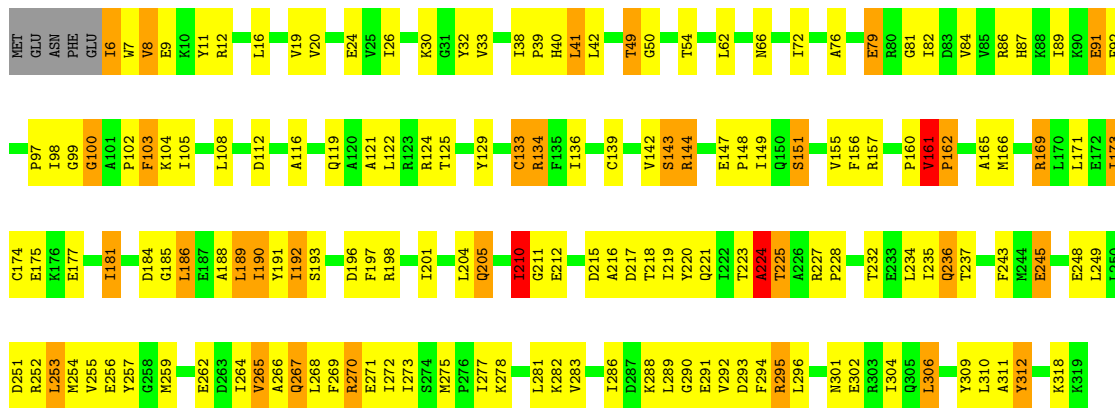
- Molecule 1: REPLICATION FACTOR C SMALL SUBUNIT



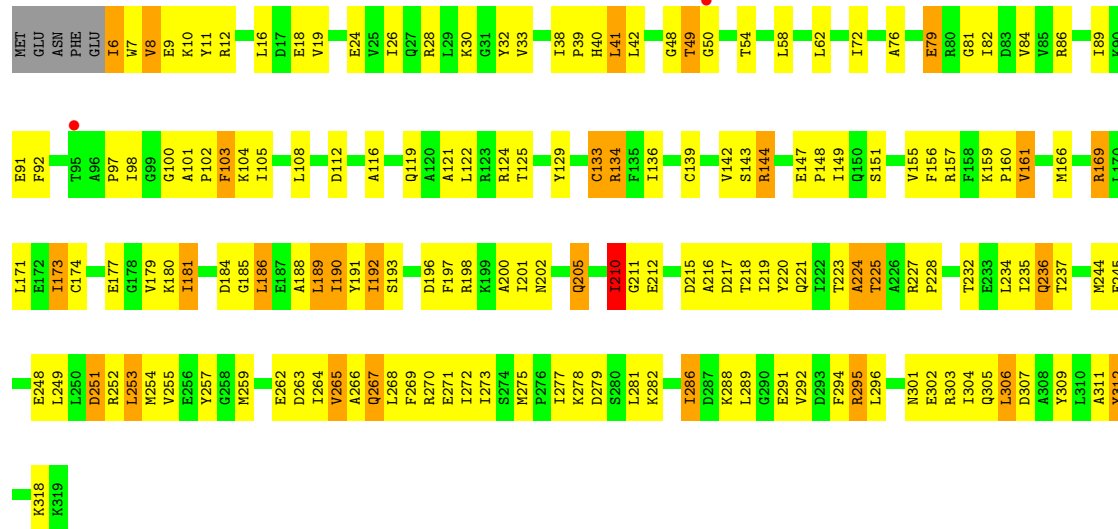
● Molecule 1: REPLICATION FACTOR C SMALL SUBUNIT



● Molecule 1: REPLICATION FACTOR C SMALL SUBUNIT



● Molecule 1: REPLICATION FACTOR C SMALL SUBUNIT



## 4 Data and refinement statistics

Property	Value	Source
Space group	P 21 21 21	Depositor
Cell constants a, b, c, $\alpha$ , $\beta$ , $\gamma$	123.91Å 134.22Å 146.41Å 90.00° 90.00° 90.00°	Depositor
Resolution (Å)	20.00 – 4.00 20.00 – 4.00	Depositor EDS
% Data completeness (in resolution range)	(Not available) (20.00-4.00) 59.4 (20.00-4.00)	Depositor EDS
$R_{merge}$	0.09	Depositor
$R_{sym}$	(Not available)	Depositor
$\langle I/\sigma(I) \rangle$ <sup>1</sup>	2.40 (at 4.06Å)	Xtrriage
Refinement program	unknown	Depositor
R, $R_{free}$	0.492 , 0.498 0.413 , (Not available)	Depositor DCC
$R_{free}$ test set	No test flags present.	wwPDB-VP
Wilson B-factor (Å <sup>2</sup> )	105.1	Xtrriage
Anisotropy	0.172	Xtrriage
Bulk solvent $k_{sol}$ (e/Å <sup>3</sup> ), $B_{sol}$ (Å <sup>2</sup> )	0.24 , 98.7	EDS
L-test for twinning <sup>2</sup>	$\langle  L  \rangle = 0.46$ , $\langle L^2 \rangle = 0.29$	Xtrriage
Estimated twinning fraction	No twinning to report.	Xtrriage
$F_o, F_c$ correlation	0.88	EDS
Total number of atoms	14838	wwPDB-VP
Average B, all atoms (Å <sup>2</sup> )	20.0	wwPDB-VP

Xtrriage's analysis on translational NCS is as follows: *The largest off-origin peak in the Patterson function is 3.36% of the height of the origin peak. No significant pseudotranslation is detected.*

<sup>1</sup>Intensities estimated from amplitudes.

<sup>2</sup>Theoretical values of  $\langle |L| \rangle$ ,  $\langle L^2 \rangle$  for acentric reflections are 0.5, 0.333 respectively for untwinned datasets, and 0.375, 0.2 for perfectly twinned datasets.

## 5 Model quality i

### 5.1 Standard geometry i

The Z score for a bond length (or angle) is the number of standard deviations the observed value is removed from the expected value. A bond length (or angle) with  $|Z| > 5$  is considered an outlier worth inspection. RMSZ is the root-mean-square of all Z scores of the bond lengths (or angles).

Mol	Chain	Bond lengths		Bond angles	
		RMSZ	# Z  >5	RMSZ	# Z  >5
1	A	0.70	3/2511 (0.1%)	1.10	7/3384 (0.2%)
1	B	0.71	3/2511 (0.1%)	1.39	9/3384 (0.3%)
1	C	0.66	2/2510 (0.1%)	1.61	6/3381 (0.2%)
1	D	0.83	3/2511 (0.1%)	1.12	7/3384 (0.2%)
1	E	0.83	2/2511 (0.1%)	1.29	10/3384 (0.3%)
1	F	0.94	3/2511 (0.1%)	1.18	7/3384 (0.2%)
All	All	0.78	16/15065 (0.1%)	1.29	46/20301 (0.2%)

Chiral center outliers are detected by calculating the chiral volume of a chiral center and verifying if the center is modelled as a planar moiety or with the opposite hand. A planarity outlier is detected by checking planarity of atoms in a peptide group, atoms in a mainchain group or atoms of a sidechain that are expected to be planar.

Mol	Chain	#Chirality outliers	#Planarity outliers
1	A	0	2
1	B	0	2
1	C	0	1
1	E	0	2
All	All	0	7

All (16) bond length outliers are listed below:

Mol	Chain	Res	Type	Atoms	Z	Observed(Å)	Ideal(Å)
1	F	224	ALA	C-N	32.04	1.78	1.33
1	E	161	VAL	C-N	-26.42	0.72	1.33
1	D	224	ALA	C-N	24.35	1.65	1.33
1	B	224	ALA	C-N	13.98	1.51	1.33
1	F	161	VAL	C-N	-12.94	1.14	1.33
1	A	161	VAL	C-N	-11.69	1.06	1.33
1	D	161	VAL	C-N	-10.43	1.09	1.33
1	C	161	VAL	C-N	-8.26	1.14	1.33
1	A	224	ALA	C-N	7.80	1.43	1.33
1	F	318	LYS	C-N	-6.91	1.23	1.33

*Continued on next page...*

*Continued from previous page...*

Mol	Chain	Res	Type	Atoms	Z	Observed(Å)	Ideal(Å)
1	A	318	LYS	C-N	-6.88	1.23	1.33
1	B	318	LYS	C-N	-6.86	1.23	1.33
1	C	318	LYS	C-N	-6.83	1.23	1.33
1	D	318	LYS	C-N	-6.73	1.24	1.33
1	E	318	LYS	C-N	-6.72	1.24	1.33
1	B	161	VAL	C-N	-5.47	1.21	1.33

All (46) bond angle outliers are listed below:

Mol	Chain	Res	Type	Atoms	Z	Observed(°)	Ideal(°)
1	C	161	VAL	O-C-N	-50.28	63.78	121.10
1	B	161	VAL	O-C-N	-42.94	72.15	121.10
1	C	161	VAL	CA-C-N	39.77	169.55	119.84
1	C	161	VAL	C-N-CA	39.77	169.55	119.84
1	E	161	VAL	O-C-N	-36.83	79.12	121.10
1	E	224	ALA	O-C-N	-28.15	85.15	122.59
1	A	161	VAL	O-C-N	-27.88	89.32	121.10
1	F	224	ALA	CA-C-N	-24.95	73.88	121.54
1	F	224	ALA	C-N-CA	-24.95	73.88	121.54
1	B	161	VAL	CA-C-N	24.77	150.81	119.84
1	B	161	VAL	C-N-CA	24.77	150.81	119.84
1	D	161	VAL	O-C-N	-22.61	95.33	121.10
1	F	224	ALA	O-C-N	20.28	149.56	122.59
1	D	161	VAL	CA-C-N	18.81	143.36	119.84
1	D	161	VAL	C-N-CA	18.81	143.36	119.84
1	B	224	ALA	O-C-N	-13.95	103.71	122.41
1	A	161	VAL	CA-C-N	-12.75	103.90	119.84
1	A	161	VAL	C-N-CA	-12.75	103.90	119.84
1	E	161	VAL	CA-C-N	-12.51	104.20	119.84
1	E	161	VAL	C-N-CA	-12.51	104.20	119.84
1	C	161	VAL	C-N-CD	-11.46	78.02	125.00
1	B	161	VAL	C-N-CD	-9.33	86.73	125.00
1	B	224	ALA	CA-C-N	9.33	136.16	123.00
1	B	224	ALA	C-N-CA	9.33	136.16	123.00
1	E	224	ALA	CA-C-N	-8.03	109.14	121.02
1	E	224	ALA	C-N-CA	-8.03	109.14	121.02
1	E	161	VAL	C-N-CD	-7.84	92.86	125.00
1	A	79	GLU	N-CA-C	6.92	121.33	112.34
1	B	79	GLU	N-CA-C	6.91	121.33	112.34
1	E	79	GLU	N-CA-C	6.91	121.32	112.34
1	D	79	GLU	N-CA-C	6.88	121.28	112.34
1	F	79	GLU	N-CA-C	6.87	121.27	112.34

*Continued on next page...*

*Continued from previous page...*

Mol	Chain	Res	Type	Atoms	Z	Observed(°)	Ideal(°)
1	C	79	GLU	N-CA-C	6.86	121.26	112.34
1	F	161	VAL	O-C-N	-6.69	113.47	121.10
1	D	105	ILE	N-CA-C	5.81	116.84	108.48
1	A	105	ILE	N-CA-C	5.80	116.84	108.48
1	E	105	ILE	N-CA-C	5.78	116.81	108.48
1	C	105	ILE	N-CA-C	5.77	116.79	108.48
1	B	105	ILE	N-CA-C	5.74	116.74	108.48
1	F	105	ILE	N-CA-C	5.73	116.73	108.48
1	D	224	ALA	CA-C-N	-5.65	114.80	122.77
1	D	224	ALA	C-N-CA	-5.65	114.80	122.77
1	A	161	VAL	C-N-CD	-5.19	103.71	125.00
1	F	212	GLU	CB-CA-C	-5.07	110.75	116.63
1	A	212	GLU	CB-CA-C	-5.05	110.77	116.63
1	E	212	GLU	CB-CA-C	-5.02	110.81	116.63

There are no chirality outliers.

All (7) planarity outliers are listed below:

Mol	Chain	Res	Type	Group
1	A	161	VAL	Mainchain
1	A	224	ALA	Mainchain
1	B	161	VAL	Mainchain
1	B	224	ALA	Mainchain
1	C	161	VAL	Mainchain
1	E	161	VAL	Mainchain
1	E	224	ALA	Mainchain

## 5.2 Too-close contacts [\(i\)](#)

In the following table, the Non-H and H(model) columns list the number of non-hydrogen atoms and hydrogen atoms in the chain respectively. The H(added) column lists the number of hydrogen atoms added and optimized by MolProbity. The Clashes column lists the number of clashes within the asymmetric unit, whereas Symm-Clashes lists symmetry-related clashes.

Mol	Chain	Non-H	H(model)	H(added)	Clashes	Symm-Clashes
1	A	2473	0	2521	231	31
1	B	2473	0	2521	221	25
1	C	2473	0	2521	245	34
1	D	2473	0	2522	202	24
1	E	2473	0	2522	252	43
1	F	2473	0	2521	222	25

*Continued on next page...*

*Continued from previous page...*

Mol	Chain	Non-H	H(model)	H(added)	Clashes	Symm-Clashes
All	All	14838	0	15128	1104	91

The all-atom clashscore is defined as the number of clashes found per 1000 atoms (including hydrogen atoms). The all-atom clashscore for this structure is 37.

All (1104) close contacts within the same asymmetric unit are listed below, sorted by their clash magnitude.

Atom-1	Atom-2	Interatomic distance (Å)	Clash overlap (Å)
1:B:304:ILE:CG2	1:C:286:ILE:HG21	1.29	1.62
1:E:304:ILE:CG2	1:F:286:ILE:HG21	1.28	1.60
1:B:311:ALA:CB	1:C:279:ASP:HB3	1.15	1.58
1:E:224:ALA:CB	1:E:257:TYR:HB3	1.23	1.57
1:E:304:ILE:HG21	1:F:286:ILE:CG2	1.41	1.48
1:E:224:ALA:CA	1:E:257:TYR:HB3	1.43	1.45
1:B:304:ILE:HG21	1:C:286:ILE:CG2	1.44	1.44
1:B:311:ALA:CA	1:C:279:ASP:HB3	1.46	1.42
1:E:243:PHE:CD1	1:F:279:ASP:OD1	1.70	1.41
1:F:224:ALA:C	1:F:225:THR:N	1.78	1.41
1:E:224:ALA:HB1	1:E:257:TYR:CB	1.51	1.41
1:C:191:TYR:CZ	1:C:228:PRO:CG	2.03	1.41
1:E:7:TRP:CE3	1:E:173:ILE:HG22	1.57	1.40
1:F:224:ALA:C	1:F:225:THR:CA	1.96	1.39
1:B:311:ALA:HA	1:C:279:ASP:CB	1.52	1.35
1:B:224:ALA:HB2	1:C:157:ARG:NH1	1.37	1.34
1:D:303:ARG:NH1	1:E:270:ARG:HH12	1.24	1.33
1:B:10:LYS:NZ	1:B:177:GLU:OE2	1.60	1.32
1:C:191:TYR:CE1	1:C:228:PRO:HG3	1.66	1.31
1:B:311:ALA:CB	1:C:279:ASP:CB	2.11	1.28
1:C:191:TYR:OH	1:C:228:PRO:HB3	1.17	1.27
1:C:191:TYR:CZ	1:C:228:PRO:HG2	1.67	1.26
1:B:6:ILE:CA	1:B:205:GLN:OE1	1.82	1.26
1:E:224:ALA:HA	1:E:257:TYR:CD2	1.70	1.26
1:C:224:ALA:C	1:C:225:THR:HG22	1.59	1.25
1:A:7:TRP:CE3	1:A:173:ILE:HG22	1.70	1.24
1:F:224:ALA:C	1:F:225:THR:HG22	1.60	1.24
1:A:147:GLU:CD	1:F:202:ASN:HB3	1.61	1.24
1:C:6:ILE:HA	1:C:205:GLN:OE1	1.11	1.23
1:E:243:PHE:CD1	1:F:279:ASP:CG	2.16	1.23
1:A:7:TRP:CE3	1:A:173:ILE:CG2	2.21	1.22
1:B:224:ALA:HB2	1:C:157:ARG:CZ	1.69	1.22
1:E:7:TRP:CE3	1:E:173:ILE:CG2	2.22	1.22

*Continued on next page...*

*Continued from previous page...*

Atom-1	Atom-2	Interatomic distance (Å)	Clash overlap (Å)
1:A:217:ASP:OD1	1:A:227:ARG:HD2	1.39	1.19
1:A:123:ARG:HH22	1:F:6:ILE:HD12	1.06	1.19
1:F:224:ALA:C	1:F:225:THR:CG2	2.15	1.19
1:C:191:TYR:OH	1:C:228:PRO:CB	1.90	1.19
1:C:224:ALA:C	1:C:225:THR:CA	2.16	1.18
1:C:202:ASN:HB3	1:D:147:GLU:CD	1.67	1.18
1:E:311:ALA:N	1:F:279:ASP:OD2	1.76	1.17
1:E:224:ALA:CB	1:E:257:TYR:CB	2.11	1.16
1:E:243:PHE:CG	1:F:279:ASP:OD1	1.98	1.16
1:E:243:PHE:HE2	1:F:282:LYS:NZ	1.43	1.15
1:D:311:ALA:HB1	1:E:283:VAL:HG13	1.29	1.14
1:C:221:GLN:O	1:D:157:ARG:NH2	1.80	1.14
1:B:311:ALA:CA	1:C:279:ASP:CB	2.13	1.12
1:F:6:ILE:HA	1:F:205:GLN:OE1	1.49	1.12
1:E:7:TRP:CD2	1:E:173:ILE:HG22	1.84	1.11
1:D:202:ASN:OD1	1:E:151:SER:HA	1.51	1.11
1:E:224:ALA:CA	1:E:257:TYR:CB	2.28	1.10
1:C:224:ALA:C	1:C:225:THR:CG2	2.24	1.10
1:B:6:ILE:HA	1:B:205:GLN:OE1	0.93	1.10
1:A:147:GLU:OE2	1:F:202:ASN:CG	1.94	1.09
1:A:123:ARG:HH22	1:F:6:ILE:CD1	1.64	1.09
1:F:191:TYR:OH	1:F:228:PRO:HB3	1.52	1.09
1:F:191:TYR:CZ	1:F:228:PRO:CG	2.35	1.09
1:E:311:ALA:CA	1:F:279:ASP:OD2	1.97	1.09
1:C:224:ALA:C	1:C:225:THR:N	2.12	1.08
1:B:243:PHE:HE2	1:C:282:LYS:NZ	1.52	1.08
1:A:224:ALA:HA	1:A:257:TYR:HB3	1.36	1.07
1:A:283:VAL:HG13	1:F:311:ALA:HB1	1.36	1.07
1:B:7:TRP:CH2	1:B:179:VAL:HG21	1.89	1.07
1:E:243:PHE:CE1	1:F:279:ASP:OD1	2.07	1.07
1:B:10:LYS:NZ	1:B:177:GLU:CD	2.11	1.07
1:B:311:ALA:HB1	1:C:279:ASP:HB3	1.21	1.06
1:C:6:ILE:CA	1:C:205:GLN:OE1	2.04	1.04
1:C:191:TYR:CE1	1:C:228:PRO:CG	2.28	1.04
1:A:224:ALA:HB2	1:B:157:ARG:NH1	1.71	1.04
1:F:224:ALA:CA	1:F:225:THR:N	2.21	1.04
1:B:311:ALA:HB2	1:C:279:ASP:HB3	1.34	1.03
1:F:224:ALA:C	1:F:225:THR:HA	1.82	1.02
1:C:263:ASP:OD2	1:D:143:SER:OG	1.76	1.02
1:E:224:ALA:HA	1:E:257:TYR:CG	1.95	1.02
1:C:220:TYR:O	1:C:225:THR:N	1.91	1.02

*Continued on next page...*

*Continued from previous page...*

Atom-1	Atom-2	Interatomic distance (Å)	Clash overlap (Å)
1:D:303:ARG:NH1	1:E:270:ARG:NH1	2.07	1.02
1:F:224:ALA:C	1:F:225:THR:CB	2.32	1.02
1:A:123:ARG:NH2	1:F:6:ILE:HD12	1.73	1.02
1:A:220:TYR:CZ	1:A:228:PRO:HD3	1.95	1.01
1:E:243:PHE:CD1	1:F:279:ASP:OD2	2.12	1.01
1:F:191:TYR:CZ	1:F:228:PRO:HG2	1.94	1.01
1:C:311:ALA:CB	1:D:283:VAL:HG13	1.92	1.00
1:C:191:TYR:CE2	1:C:228:PRO:HG2	1.97	1.00
1:F:191:TYR:CE1	1:F:228:PRO:HG3	1.95	1.00
1:C:202:ASN:CG	1:D:147:GLU:OE2	2.04	0.99
1:A:143:SER:CB	1:F:263:ASP:OD2	2.10	0.99
1:D:202:ASN:ND2	1:E:147:GLU:OE2	1.94	0.99
1:B:224:ALA:CB	1:C:157:ARG:NH1	2.24	0.99
1:D:268:LEU:O	1:D:272:ILE:HG12	1.63	0.98
1:E:243:PHE:CE1	1:F:279:ASP:CG	2.40	0.98
1:F:268:LEU:O	1:F:272:ILE:HG12	1.64	0.98
1:E:224:ALA:HB1	1:E:257:TYR:HB3	0.99	0.98
1:A:220:TYR:CD1	1:A:227:ARG:CG	2.46	0.98
1:D:224:ALA:HB2	1:E:157:ARG:NH1	1.77	0.98
1:B:268:LEU:O	1:B:272:ILE:HG12	1.64	0.97
1:C:268:LEU:O	1:C:272:ILE:HG12	1.64	0.97
1:F:7:TRP:HH2	1:F:179:VAL:HG21	1.29	0.97
1:E:161:VAL:HG23	1:E:162:PRO:HD2	1.43	0.97
1:E:224:ALA:HA	1:E:257:TYR:HB3	1.43	0.97
1:C:7:TRP:CH2	1:C:179:VAL:HG21	2.00	0.97
1:D:311:ALA:CB	1:E:283:VAL:HG13	1.95	0.97
1:A:268:LEU:O	1:A:272:ILE:HG12	1.64	0.97
1:E:268:LEU:O	1:E:272:ILE:HG12	1.64	0.97
1:A:283:VAL:HG13	1:F:311:ALA:CB	1.95	0.96
1:C:311:ALA:HB1	1:D:283:VAL:HG13	1.45	0.96
1:E:224:ALA:HA	1:E:257:TYR:HD2	1.28	0.95
1:A:311:ALA:HB1	1:B:283:VAL:HG13	1.49	0.95
1:C:223:THR:OG1	1:C:225:THR:HG23	1.68	0.94
1:A:161:VAL:HG23	1:A:162:PRO:CD	1.98	0.94
1:B:311:ALA:HA	1:C:279:ASP:CG	1.91	0.94
1:C:303:ARG:NH1	1:D:270:ARG:HH12	1.64	0.93
1:E:224:ALA:HA	1:E:257:TYR:CB	1.94	0.93
1:C:224:ALA:C	1:C:225:THR:HA	1.90	0.93
1:A:7:TRP:CE3	1:A:173:ILE:HG21	2.02	0.92
1:B:304:ILE:HG23	1:C:286:ILE:HG21	1.51	0.92
1:D:303:ARG:HH12	1:E:270:ARG:HH12	1.05	0.92

*Continued on next page...*

*Continued from previous page...*

Atom-1	Atom-2	Interatomic distance (Å)	Clash overlap (Å)
1:E:7:TRP:HB3	1:E:173:ILE:HG21	1.49	0.92
1:C:191:TYR:CZ	1:C:228:PRO:CB	2.50	0.92
1:A:220:TYR:CD1	1:A:227:ARG:HG3	2.04	0.92
1:C:311:ALA:CA	1:D:283:VAL:HG13	2.00	0.92
1:C:224:ALA:C	1:C:225:THR:CB	2.42	0.92
1:D:7:TRP:CE3	1:D:173:ILE:HG22	2.04	0.92
1:E:161:VAL:CG2	1:E:162:PRO:CD	2.48	0.92
1:A:161:VAL:HG22	1:A:162:PRO:N	1.85	0.91
1:B:8:VAL:HA	1:B:201:ILE:HG21	1.52	0.91
1:E:8:VAL:N	1:E:201:ILE:HG21	1.85	0.91
1:A:160:PRO:HD2	1:F:255:VAL:CG1	2.01	0.91
1:A:220:TYR:CZ	1:A:228:PRO:CD	2.53	0.91
1:C:263:ASP:OD2	1:D:143:SER:CB	2.19	0.90
1:A:224:ALA:HB2	1:B:157:ARG:CZ	2.01	0.90
1:A:223:THR:OG1	1:A:225:THR:HG23	1.72	0.89
1:D:303:ARG:HG2	1:E:269:PHE:CE1	2.08	0.89
1:C:10:LYS:NZ	1:C:177:GLU:OE2	2.05	0.89
1:A:123:ARG:NH2	1:F:6:ILE:CD1	2.30	0.89
1:B:311:ALA:HA	1:C:279:ASP:HB2	1.52	0.89
1:E:11:TYR:CG	1:E:173:ILE:HD13	2.08	0.89
1:D:223:THR:OG1	1:D:225:THR:HG23	1.72	0.89
1:B:8:VAL:CA	1:B:201:ILE:HG21	2.02	0.88
1:A:270:ARG:HH12	1:F:303:ARG:NH1	1.70	0.88
1:D:263:ASP:OD2	1:E:143:SER:CB	2.20	0.88
1:A:161:VAL:CG2	1:A:162:PRO:CD	2.50	0.88
1:A:192:ILE:HD11	1:A:225:THR:OG1	1.73	0.88
1:A:161:VAL:HG23	1:A:162:PRO:HD2	1.53	0.88
1:B:6:ILE:HA	1:B:205:GLN:CD	1.99	0.88
1:D:202:ASN:HD22	1:E:147:GLU:CD	1.81	0.88
1:E:191:TYR:OH	1:E:271:GLU:OE2	1.91	0.88
1:A:220:TYR:CD1	1:A:227:ARG:HG2	2.09	0.87
1:A:147:GLU:CD	1:F:202:ASN:CB	2.47	0.87
1:E:255:VAL:HG11	1:F:160:PRO:CD	2.04	0.87
1:F:191:TYR:OH	1:F:228:PRO:CB	2.22	0.87
1:D:7:TRP:CZ2	1:D:177:GLU:HB3	2.10	0.86
1:D:92:PHE:CZ	1:D:104:LYS:HB3	2.10	0.86
1:F:191:TYR:CE1	1:F:228:PRO:CG	2.56	0.86
1:C:92:PHE:CZ	1:C:104:LYS:HB3	2.10	0.86
1:B:7:TRP:HH2	1:B:179:VAL:HG21	1.37	0.86
1:F:92:PHE:CZ	1:F:104:LYS:HB3	2.10	0.86
1:A:307:ASP:OD2	1:B:269:PHE:HZ	1.58	0.86

*Continued on next page...*

*Continued from previous page...*

Atom-1	Atom-2	Interatomic distance (Å)	Clash overlap (Å)
1:B:92:PHE:CZ	1:B:104:LYS:HB3	2.10	0.86
1:E:7:TRP:HE3	1:E:173:ILE:CG2	1.89	0.86
1:E:161:VAL:HG23	1:E:162:PRO:CD	2.06	0.85
1:E:243:PHE:CE2	1:F:282:LYS:NZ	2.29	0.85
1:A:161:VAL:CG2	1:A:162:PRO:N	2.36	0.85
1:A:92:PHE:CZ	1:A:104:LYS:HB3	2.10	0.85
1:A:311:ALA:CB	1:B:283:VAL:HG13	2.05	0.85
1:E:92:PHE:CZ	1:E:104:LYS:HB3	2.10	0.85
1:A:224:ALA:CA	1:A:257:TYR:HB3	2.07	0.85
1:A:147:GLU:OE2	1:F:202:ASN:CB	2.24	0.84
1:D:303:ARG:CD	1:E:269:PHE:HE1	1.90	0.84
1:A:7:TRP:CD2	1:A:173:ILE:HG22	2.12	0.84
1:C:223:THR:C	1:C:225:THR:CG2	2.50	0.84
1:C:223:THR:OG1	1:C:225:THR:CG2	2.27	0.83
1:E:7:TRP:CZ2	1:E:177:GLU:CB	2.60	0.83
1:B:311:ALA:N	1:C:279:ASP:OD2	2.11	0.83
1:E:7:TRP:CD2	1:E:173:ILE:CG2	2.57	0.83
1:E:304:ILE:HG23	1:F:286:ILE:HG21	1.59	0.83
1:B:191:TYR:CZ	1:B:228:PRO:HG3	2.14	0.83
1:E:161:VAL:CG2	1:E:162:PRO:HD2	2.08	0.83
1:D:303:ARG:HH11	1:E:270:ARG:HH12	1.21	0.83
1:F:7:TRP:CH2	1:F:179:VAL:HG21	2.15	0.82
1:E:310:LEU:C	1:F:279:ASP:OD2	2.22	0.82
1:F:223:THR:C	1:F:225:THR:CG2	2.53	0.82
1:A:147:GLU:OE2	1:F:202:ASN:HB3	1.80	0.82
1:C:223:THR:C	1:C:225:THR:HG22	2.04	0.81
1:F:10:LYS:NZ	1:F:177:GLU:OE2	2.12	0.81
1:A:191:TYR:OH	1:A:271:GLU:OE2	1.97	0.81
1:A:303:ARG:NH1	1:B:270:ARG:HH12	1.78	0.81
1:E:243:PHE:CE1	1:F:279:ASP:OD2	2.31	0.81
1:A:311:ALA:CA	1:B:283:VAL:HG13	2.11	0.81
1:D:307:ASP:OD2	1:E:269:PHE:HZ	1.64	0.81
1:A:8:VAL:N	1:A:201:ILE:HG21	1.96	0.81
1:A:147:GLU:OE1	1:F:202:ASN:HB3	1.80	0.81
1:D:303:ARG:HH12	1:E:270:ARG:NH1	1.70	0.81
1:C:7:TRP:HH2	1:C:179:VAL:CG2	1.92	0.81
1:A:220:TYR:HD1	1:A:227:ARG:CG	1.89	0.80
1:A:157:ARG:NH1	1:F:257:TYR:O	2.14	0.80
1:E:224:ALA:CA	1:E:257:TYR:CD2	2.60	0.80
1:B:304:ILE:CG2	1:C:286:ILE:CG2	2.22	0.80
1:C:7:TRP:CH2	1:C:179:VAL:CG2	2.64	0.80

*Continued on next page...*

*Continued from previous page...*

Atom-1	Atom-2	Interatomic distance (Å)	Clash overlap (Å)
1:A:143:SER:OG	1:F:263:ASP:OD2	1.97	0.80
1:A:220:TYR:HD1	1:A:227:ARG:HG3	1.40	0.80
1:A:152:ARG:NH1	1:F:6:ILE:HB	1.98	0.79
1:E:224:ALA:HB1	1:E:257:TYR:CA	2.13	0.79
1:A:220:TYR:CE1	1:A:227:ARG:HG2	2.17	0.79
1:B:7:TRP:CH2	1:B:179:VAL:CG2	2.66	0.79
1:C:311:ALA:HA	1:D:283:VAL:HG13	1.64	0.79
1:D:224:ALA:HA	1:D:257:TYR:HB3	1.63	0.79
1:A:217:ASP:OD1	1:A:227:ARG:CD	2.28	0.79
1:E:19:VAL:HG11	1:E:54:THR:HG22	1.65	0.78
1:B:7:TRP:HH2	1:B:179:VAL:CG2	1.95	0.78
1:B:19:VAL:HG11	1:B:54:THR:HG22	1.65	0.78
1:B:311:ALA:CA	1:C:279:ASP:OD2	2.31	0.78
1:F:223:THR:OG1	1:F:225:THR:HG23	1.84	0.78
1:C:19:VAL:HG11	1:C:54:THR:HG22	1.65	0.78
1:A:255:VAL:CG1	1:B:160:PRO:HD2	2.14	0.78
1:C:271:GLU:O	1:C:275:MET:HG2	1.84	0.78
1:E:210:ILE:HG22	1:E:211:GLY:H	1.49	0.78
1:A:19:VAL:HG11	1:A:54:THR:HG22	1.65	0.78
1:C:210:ILE:HG22	1:C:211:GLY:H	1.49	0.77
1:F:19:VAL:HG11	1:F:54:THR:HG22	1.65	0.77
1:A:271:GLU:O	1:A:275:MET:HG2	1.84	0.77
1:B:7:TRP:CZ2	1:B:179:VAL:HG21	2.19	0.77
1:B:271:GLU:O	1:B:275:MET:HG2	1.84	0.77
1:D:311:ALA:HB1	1:E:283:VAL:CG1	2.13	0.77
1:E:161:VAL:CG2	1:E:162:PRO:N	2.47	0.77
1:D:271:GLU:O	1:D:275:MET:HG2	1.84	0.77
1:D:19:VAL:HG11	1:D:54:THR:HG22	1.65	0.77
1:A:210:ILE:HG22	1:A:211:GLY:H	1.49	0.77
1:C:8:VAL:HA	1:C:201:ILE:HG21	1.66	0.77
1:F:271:GLU:O	1:F:275:MET:HG2	1.84	0.77
1:C:8:VAL:CA	1:C:201:ILE:HG21	2.15	0.77
1:E:220:TYR:CD1	1:E:227:ARG:HG2	2.20	0.77
1:C:224:ALA:CA	1:C:225:THR:N	2.48	0.76
1:B:210:ILE:HG22	1:B:211:GLY:H	1.49	0.76
1:B:11:TYR:CD1	1:B:173:ILE:HG23	2.20	0.76
1:E:7:TRP:HB3	1:E:173:ILE:CG2	2.14	0.76
1:E:271:GLU:O	1:E:275:MET:HG2	1.84	0.76
1:A:7:TRP:CD2	1:A:173:ILE:CG2	2.69	0.76
1:B:311:ALA:HB1	1:C:279:ASP:C	2.11	0.76
1:C:202:ASN:CB	1:D:147:GLU:CD	2.53	0.76

*Continued on next page...*

*Continued from previous page...*

Atom-1	Atom-2	Interatomic distance (Å)	Clash overlap (Å)
1:D:202:ASN:CG	1:E:151:SER:HA	2.10	0.76
1:D:210:ILE:HG22	1:D:211:GLY:H	1.49	0.76
1:A:11:TYR:CG	1:A:173:ILE:HD13	2.20	0.76
1:E:304:ILE:CG2	1:F:286:ILE:CG2	2.23	0.76
1:E:161:VAL:HG22	1:E:162:PRO:N	1.99	0.76
1:C:202:ASN:CB	1:D:147:GLU:OE2	2.34	0.75
1:D:305:GLN:NE2	1:E:290:GLY:O	2.18	0.75
1:A:7:TRP:HZ3	1:A:204:LEU:HD21	1.50	0.75
1:F:210:ILE:HG22	1:F:211:GLY:H	1.49	0.75
1:E:7:TRP:CZ2	1:E:177:GLU:HB3	2.21	0.75
1:E:166:MET:HE3	1:E:190:ILE:HG12	1.69	0.75
1:F:166:MET:HE3	1:F:190:ILE:HG12	1.68	0.75
1:B:304:ILE:HG21	1:C:286:ILE:HG21	0.76	0.75
1:A:7:TRP:CZ3	1:A:204:LEU:HD21	2.22	0.75
1:A:123:ARG:NH2	1:F:6:ILE:CG1	2.49	0.75
1:A:166:MET:HE3	1:A:190:ILE:HG12	1.68	0.75
1:A:283:VAL:HG13	1:F:311:ALA:CA	2.17	0.75
1:E:184:ASP:HB3	1:E:216:ALA:HB2	1.69	0.75
1:C:119:GLN:HB3	1:C:149:ILE:HD11	1.69	0.74
1:F:184:ASP:HB3	1:F:216:ALA:HB2	1.69	0.74
1:A:220:TYR:OH	1:A:228:PRO:CD	2.33	0.74
1:B:119:GLN:HB3	1:B:149:ILE:HD11	1.69	0.74
1:B:184:ASP:HB3	1:B:216:ALA:HB2	1.69	0.74
1:C:166:MET:HE3	1:C:190:ILE:HG12	1.68	0.74
1:A:7:TRP:HE3	1:A:173:ILE:HG21	1.50	0.74
1:B:166:MET:HE3	1:B:190:ILE:HG12	1.68	0.74
1:B:224:ALA:HA	1:B:257:TYR:HB3	1.68	0.74
1:D:119:GLN:HB3	1:D:149:ILE:HD11	1.69	0.74
1:B:11:TYR:CG	1:B:173:ILE:HD13	2.22	0.74
1:C:303:ARG:HG2	1:D:269:PHE:CE1	2.22	0.74
1:E:224:ALA:HB1	1:E:257:TYR:C	2.12	0.74
1:A:220:TYR:CE1	1:A:227:ARG:HA	2.22	0.74
1:E:8:VAL:CA	1:E:201:ILE:HG21	2.17	0.74
1:F:224:ALA:HA	1:F:225:THR:N	2.02	0.74
1:C:305:GLN:NE2	1:D:290:GLY:O	2.21	0.74
1:E:119:GLN:HB3	1:E:149:ILE:HD11	1.70	0.74
1:A:119:GLN:HB3	1:A:149:ILE:HD11	1.69	0.74
1:B:224:ALA:HB1	1:B:257:TYR:O	1.88	0.74
1:B:255:VAL:HG11	1:C:160:PRO:HG3	1.68	0.74
1:B:311:ALA:HA	1:C:279:ASP:OD2	1.85	0.73
1:D:166:MET:HE3	1:D:190:ILE:HG12	1.68	0.73

*Continued on next page...*

*Continued from previous page...*

Atom-1	Atom-2	Interatomic distance (Å)	Clash overlap (Å)
1:E:223:THR:C	1:E:225:THR:H	1.96	0.73
1:A:143:SER:HB3	1:F:263:ASP:OD2	1.89	0.73
1:A:220:TYR:OH	1:A:228:PRO:HD2	1.88	0.73
1:C:202:ASN:HB3	1:D:147:GLU:OE2	1.88	0.73
1:B:224:ALA:CA	1:B:257:TYR:HB3	2.18	0.73
1:A:184:ASP:HB3	1:A:216:ALA:HB2	1.69	0.73
1:D:184:ASP:HB3	1:D:216:ALA:HB2	1.69	0.73
1:D:263:ASP:OD2	1:E:143:SER:HB2	1.87	0.73
1:C:184:ASP:HB3	1:C:216:ALA:HB2	1.69	0.72
1:C:7:TRP:CE3	1:C:173:ILE:HG22	2.24	0.72
1:A:305:GLN:NE2	1:B:290:GLY:O	2.22	0.72
1:B:224:ALA:CB	1:C:157:ARG:CZ	2.59	0.72
1:B:8:VAL:HB	1:B:201:ILE:HB	1.72	0.72
1:B:311:ALA:HB1	1:C:279:ASP:CB	1.99	0.72
1:E:191:TYR:CE1	1:E:228:PRO:HG3	2.24	0.72
1:F:119:GLN:HB3	1:F:149:ILE:HD11	1.70	0.72
1:A:160:PRO:HD2	1:F:255:VAL:HG11	1.72	0.72
1:D:303:ARG:CG	1:E:269:PHE:HE1	2.03	0.71
1:D:202:ASN:ND2	1:E:147:GLU:CD	2.47	0.71
1:E:224:ALA:CB	1:E:257:TYR:CA	2.68	0.71
1:B:7:TRP:CZ3	1:B:204:LEU:HD21	2.25	0.71
1:E:86:ARG:HA	1:E:89:ILE:HG12	1.73	0.71
1:D:86:ARG:HA	1:D:89:ILE:HG12	1.73	0.71
1:F:86:ARG:HA	1:F:89:ILE:HG12	1.73	0.71
1:C:129:TYR:CB	1:C:133:CYS:HB2	2.21	0.71
1:F:129:TYR:CB	1:F:133:CYS:HB2	2.21	0.71
1:C:7:TRP:HH2	1:C:179:VAL:HG21	1.52	0.71
1:D:76:ALA:HB2	1:D:108:LEU:HG	1.73	0.71
1:C:303:ARG:NH1	1:D:270:ARG:NH1	2.39	0.70
1:F:76:ALA:HB2	1:F:108:LEU:HG	1.73	0.70
1:A:129:TYR:CB	1:A:133:CYS:HB2	2.21	0.70
1:A:283:VAL:CG1	1:F:311:ALA:HB1	2.17	0.70
1:E:311:ALA:HA	1:F:279:ASP:OD2	1.60	0.70
1:F:223:THR:O	1:F:225:THR:HG22	1.90	0.70
1:C:10:LYS:HZ3	1:C:177:GLU:CD	1.98	0.70
1:F:220:TYR:O	1:F:225:THR:N	2.24	0.70
1:B:243:PHE:CE1	1:C:279:ASP:OD2	2.04	0.70
1:B:86:ARG:HA	1:B:89:ILE:HG12	1.73	0.70
1:C:76:ALA:HB2	1:C:108:LEU:HG	1.74	0.70
1:D:129:TYR:CB	1:D:133:CYS:HB2	2.21	0.70
1:E:76:ALA:HB2	1:E:108:LEU:HG	1.73	0.70

*Continued on next page...*

*Continued from previous page...*

Atom-1	Atom-2	Interatomic distance (Å)	Clash overlap (Å)
1:E:129:TYR:CB	1:E:133:CYS:HB2	2.21	0.70
1:C:311:ALA:HB1	1:D:283:VAL:CG1	2.19	0.70
1:D:303:ARG:HG2	1:E:269:PHE:HE1	1.54	0.70
1:B:76:ALA:HB2	1:B:108:LEU:HG	1.73	0.70
1:F:7:TRP:HH2	1:F:179:VAL:CG2	2.03	0.70
1:F:223:THR:C	1:F:225:THR:HG22	2.16	0.70
1:B:129:TYR:CB	1:B:133:CYS:HB2	2.21	0.69
1:E:6:ILE:HG23	1:E:6:ILE:O	1.93	0.69
1:A:123:ARG:NH2	1:F:6:ILE:HG13	2.07	0.69
1:E:255:VAL:CG1	1:F:160:PRO:CD	2.70	0.69
1:D:224:ALA:HB2	1:E:157:ARG:CZ	2.21	0.69
1:E:224:ALA:C	1:E:257:TYR:HB3	2.16	0.69
1:D:6:ILE:O	1:D:6:ILE:HG23	1.92	0.69
1:A:86:ARG:HA	1:A:89:ILE:HG12	1.73	0.69
1:A:202:ASN:ND2	1:B:147:GLU:OE2	2.26	0.69
1:C:50:GLY:O	1:C:54:THR:HG23	1.93	0.69
1:E:7:TRP:CZ3	1:E:204:LEU:HD21	2.27	0.69
1:A:50:GLY:O	1:A:54:THR:HG23	1.93	0.69
1:A:269:PHE:CE1	1:F:303:ARG:HG2	2.28	0.69
1:C:7:TRP:CZ2	1:C:177:GLU:HB3	2.28	0.69
1:C:86:ARG:HA	1:C:89:ILE:HG12	1.73	0.68
1:C:303:ARG:CD	1:D:269:PHE:HE1	2.05	0.68
1:E:7:TRP:CE3	1:E:173:ILE:HG21	2.23	0.68
1:F:6:ILE:HG23	1:F:6:ILE:O	1.92	0.68
1:E:50:GLY:O	1:E:54:THR:HG23	1.93	0.68
1:F:48:GLY:HA3	1:F:196:ASP:OD1	1.92	0.68
1:A:76:ALA:HB2	1:A:108:LEU:HG	1.73	0.68
1:D:6:ILE:HA	1:D:205:GLN:OE1	1.93	0.68
1:A:7:TRP:HB2	1:A:201:ILE:CG2	2.24	0.68
1:C:6:ILE:HG23	1:C:6:ILE:O	1.92	0.68
1:D:7:TRP:CZ2	1:D:177:GLU:CB	2.76	0.68
1:E:224:ALA:CA	1:E:257:TYR:CG	2.66	0.68
1:E:243:PHE:HD1	1:F:279:ASP:OD2	1.74	0.68
1:B:174:CYS:SG	1:B:181:ILE:HD11	2.34	0.68
1:A:220:TYR:CE2	1:A:228:PRO:HD3	2.27	0.68
1:B:11:TYR:CE1	1:B:173:ILE:HG23	2.27	0.68
1:B:50:GLY:O	1:B:54:THR:HG23	1.93	0.68
1:C:129:TYR:HB3	1:C:133:CYS:HB2	1.76	0.68
1:C:174:CYS:SG	1:C:181:ILE:HD11	2.34	0.68
1:B:6:ILE:O	1:B:6:ILE:HG23	1.92	0.68
1:D:50:GLY:O	1:D:54:THR:HG23	1.93	0.67

*Continued on next page...*

*Continued from previous page...*

Atom-1	Atom-2	Interatomic distance (Å)	Clash overlap (Å)
1:F:50:GLY:O	1:F:54:THR:HG23	1.93	0.67
1:A:6:ILE:HG23	1:A:6:ILE:O	1.92	0.67
1:E:129:TYR:HB3	1:E:133:CYS:HB2	1.76	0.67
1:E:7:TRP:HZ2	1:E:177:GLU:HB3	1.58	0.67
1:E:256:GLU:HG3	1:F:159:LYS:NZ	2.10	0.67
1:D:174:CYS:SG	1:D:181:ILE:HD11	2.34	0.67
1:B:129:TYR:HB3	1:B:133:CYS:HB2	1.76	0.67
1:C:169:ARG:O	1:C:173:ILE:HG12	1.95	0.67
1:A:192:ILE:CD1	1:A:225:THR:OG1	2.42	0.67
1:A:220:TYR:CZ	1:A:228:PRO:HD2	2.29	0.67
1:E:7:TRP:CZ2	1:E:177:GLU:HB2	2.30	0.67
1:A:169:ARG:O	1:A:173:ILE:HG12	1.95	0.66
1:F:9:GLU:HG3	1:F:12:ARG:CZ	2.26	0.66
1:F:174:CYS:SG	1:F:181:ILE:HD11	2.34	0.66
1:F:224:ALA:O	1:F:225:THR:HG22	1.94	0.66
1:B:7:TRP:HZ3	1:B:204:LEU:HD21	1.59	0.66
1:B:169:ARG:O	1:B:173:ILE:HG12	1.95	0.66
1:A:123:ARG:HH21	1:F:6:ILE:HG21	1.59	0.66
1:A:174:CYS:SG	1:A:181:ILE:HD11	2.34	0.66
1:D:9:GLU:HG3	1:D:12:ARG:CZ	2.25	0.66
1:E:169:ARG:O	1:E:173:ILE:HG12	1.95	0.66
1:A:270:ARG:NH1	1:F:303:ARG:NH1	2.42	0.66
1:A:9:GLU:HG3	1:A:12:ARG:CZ	2.26	0.66
1:B:311:ALA:HB2	1:C:279:ASP:CB	2.02	0.66
1:E:174:CYS:SG	1:E:181:ILE:HD11	2.34	0.66
1:A:290:GLY:O	1:F:305:GLN:NE2	2.29	0.66
1:B:10:LYS:CE	1:B:177:GLU:OE2	2.43	0.66
1:B:224:ALA:HB2	1:C:157:ARG:HH12	1.56	0.66
1:E:224:ALA:HB1	1:E:257:TYR:HB2	1.66	0.66
1:A:129:TYR:HB3	1:A:133:CYS:HB2	1.76	0.66
1:B:9:GLU:HG3	1:B:12:ARG:CZ	2.26	0.66
1:F:129:TYR:HB3	1:F:133:CYS:HB2	1.76	0.66
1:D:169:ARG:O	1:D:173:ILE:HG12	1.95	0.65
1:E:8:VAL:HB	1:E:201:ILE:HB	1.78	0.65
1:E:304:ILE:HG21	1:F:286:ILE:HG21	0.65	0.65
1:B:11:TYR:CD2	1:B:173:ILE:HD13	2.32	0.65
1:C:191:TYR:CZ	1:C:228:PRO:HG3	1.91	0.65
1:D:129:TYR:HB3	1:D:133:CYS:HB2	1.76	0.65
1:F:169:ARG:O	1:F:173:ILE:HG12	1.95	0.65
1:E:9:GLU:HG3	1:E:12:ARG:CZ	2.26	0.65
1:F:191:TYR:CE2	1:F:228:PRO:HG2	2.32	0.65

*Continued on next page...*

*Continued from previous page...*

Atom-1	Atom-2	Interatomic distance (Å)	Clash overlap (Å)
1:B:243:PHE:HE2	1:C:282:LYS:HZ2	0.74	0.65
1:C:9:GLU:HG3	1:C:12:ARG:CZ	2.26	0.65
1:B:210:ILE:HD12	1:C:28:ARG:CZ	2.27	0.65
1:E:249:LEU:O	1:E:253:LEU:HB2	1.97	0.65
1:A:249:LEU:O	1:A:253:LEU:HB2	1.97	0.64
1:A:263:ASP:OD2	1:B:143:SER:CB	2.45	0.64
1:A:303:ARG:HH11	1:B:270:ARG:HH12	1.44	0.64
1:C:224:ALA:CA	1:C:225:THR:HG22	2.27	0.64
1:C:223:THR:O	1:C:225:THR:HG22	1.96	0.64
1:B:210:ILE:HG23	1:C:28:ARG:HD3	1.79	0.64
1:E:224:ALA:CB	1:E:257:TYR:O	2.46	0.64
1:F:249:LEU:O	1:F:253:LEU:HB2	1.98	0.64
1:C:81:GLY:HA2	1:C:84:VAL:HG12	1.80	0.64
1:D:249:LEU:O	1:D:253:LEU:HB2	1.97	0.64
1:C:249:LEU:O	1:C:253:LEU:HB2	1.97	0.64
1:A:224:ALA:CB	1:B:157:ARG:NH1	2.54	0.64
1:E:243:PHE:CD2	1:F:279:ASP:OD1	2.51	0.64
1:F:81:GLY:HA2	1:F:84:VAL:HG12	1.79	0.64
1:D:7:TRP:CE3	1:D:173:ILE:CG2	2.81	0.64
1:D:81:GLY:HA2	1:D:84:VAL:HG12	1.79	0.64
1:B:249:LEU:O	1:B:253:LEU:HB2	1.97	0.63
1:C:191:TYR:CE1	1:C:228:PRO:HG2	2.12	0.63
1:B:8:VAL:N	1:B:201:ILE:HG21	2.14	0.63
1:E:224:ALA:HB2	1:E:257:TYR:O	1.98	0.63
1:B:81:GLY:HA2	1:B:84:VAL:HG12	1.80	0.63
1:A:7:TRP:CZ3	1:A:173:ILE:HG22	2.31	0.63
1:F:223:THR:C	1:F:225:THR:HG23	2.23	0.63
1:E:81:GLY:HA2	1:E:84:VAL:HG12	1.79	0.63
1:B:7:TRP:CE3	1:B:204:LEU:CD2	2.82	0.62
1:D:303:ARG:HD2	1:E:269:PHE:HE1	1.63	0.62
1:A:160:PRO:CD	1:F:255:VAL:CG1	2.77	0.62
1:A:220:TYR:CD1	1:A:227:ARG:HA	2.34	0.62
1:B:192:ILE:HD11	1:B:225:THR:OG1	1.99	0.62
1:F:223:THR:OG1	1:F:225:THR:CG2	2.47	0.62
1:C:307:ASP:OD2	1:D:269:PHE:HZ	1.82	0.62
1:D:192:ILE:HD12	1:D:225:THR:HG21	1.82	0.62
1:E:224:ALA:CB	1:E:257:TYR:C	2.71	0.62
1:A:81:GLY:HA2	1:A:84:VAL:HG12	1.80	0.62
1:C:10:LYS:NZ	1:C:177:GLU:CD	2.57	0.62
1:D:311:ALA:CA	1:E:283:VAL:HG13	2.30	0.62
1:A:7:TRP:CZ3	1:A:204:LEU:CD2	2.82	0.62

*Continued on next page...*

*Continued from previous page...*

Atom-1	Atom-2	Interatomic distance (Å)	Clash overlap (Å)
1:B:223:THR:OG1	1:B:225:THR:HG23	2.00	0.61
1:E:7:TRP:CB	1:E:173:ILE:HG21	2.26	0.61
1:A:311:ALA:HA	1:B:283:VAL:HG13	1.80	0.61
1:C:202:ASN:HB3	1:D:147:GLU:OE1	1.99	0.61
1:C:244:MET:SD	1:D:282:LYS:CD	2.88	0.61
1:D:7:TRP:CH2	1:D:179:VAL:HG21	2.35	0.61
1:B:224:ALA:C	1:B:257:TYR:HB3	2.26	0.61
1:C:221:GLN:HG2	1:D:157:ARG:NE	2.16	0.61
1:C:6:ILE:HA	1:C:205:GLN:CD	2.15	0.61
1:E:255:VAL:HG11	1:F:160:PRO:HD2	1.81	0.61
1:B:277:ILE:HG12	1:B:281:LEU:HD22	1.83	0.61
1:B:311:ALA:CA	1:C:279:ASP:CG	2.61	0.61
1:F:277:ILE:HG12	1:F:281:LEU:HD22	1.83	0.61
1:C:303:ARG:HG2	1:D:269:PHE:HE1	1.65	0.60
1:F:191:TYR:OH	1:F:228:PRO:CG	2.46	0.60
1:B:304:ILE:HG12	1:C:269:PHE:CZ	2.36	0.60
1:E:257:TYR:O	1:F:157:ARG:NH1	2.34	0.60
1:C:303:ARG:HH12	1:D:270:ARG:HH12	1.48	0.60
1:A:255:VAL:CG1	1:B:160:PRO:CD	2.79	0.60
1:D:277:ILE:HG12	1:D:281:LEU:HD22	1.83	0.60
1:E:8:VAL:HB	1:E:201:ILE:CB	2.31	0.60
1:A:277:ILE:HG12	1:A:281:LEU:HD22	1.83	0.60
1:C:303:ARG:HD2	1:D:269:PHE:HE1	1.65	0.60
1:A:221:GLN:HA	1:A:257:TYR:CD2	2.37	0.60
1:B:224:ALA:CB	1:B:257:TYR:O	2.50	0.59
1:B:311:ALA:HB1	1:C:279:ASP:O	2.00	0.59
1:E:277:ILE:HG12	1:E:281:LEU:HD22	1.83	0.59
1:A:311:ALA:HB1	1:B:283:VAL:CG1	2.28	0.59
1:B:191:TYR:CE1	1:B:228:PRO:HG3	2.37	0.59
1:C:277:ILE:HG12	1:C:281:LEU:HD22	1.83	0.59
1:D:198:ARG:HH11	1:E:147:GLU:HB3	1.65	0.59
1:A:244:MET:HE1	1:B:273:ILE:HG23	1.84	0.59
1:C:8:VAL:HB	1:C:201:ILE:CG2	2.33	0.59
1:E:255:VAL:CG1	1:F:160:PRO:HD3	2.33	0.59
1:A:269:PHE:HE1	1:F:303:ARG:CD	2.15	0.59
1:B:304:ILE:HG21	1:C:286:ILE:HG23	1.72	0.59
1:A:11:TYR:CD2	1:A:173:ILE:HD13	2.37	0.59
1:D:303:ARG:HD2	1:E:269:PHE:CE1	2.38	0.59
1:A:269:PHE:HE1	1:F:303:ARG:HG2	1.67	0.59
1:C:191:TYR:OH	1:C:228:PRO:CG	2.27	0.58
1:E:7:TRP:CG	1:E:173:ILE:CG2	2.87	0.58

*Continued on next page...*

*Continued from previous page...*

Atom-1	Atom-2	Interatomic distance (Å)	Clash overlap (Å)
1:E:304:ILE:HG12	1:F:269:PHE:CZ	2.38	0.58
1:A:41:LEU:HB2	1:A:136:ILE:HG12	1.85	0.58
1:E:221:GLN:HA	1:E:257:TYR:HE2	1.68	0.58
1:B:7:TRP:CZ3	1:B:204:LEU:CD2	2.87	0.58
1:C:224:ALA:N	1:C:225:THR:HG22	2.18	0.58
1:F:6:ILE:CA	1:F:205:GLN:OE1	2.38	0.58
1:C:303:ARG:CG	1:D:269:PHE:HE1	2.16	0.57
1:B:192:ILE:HD12	1:B:225:THR:HG21	1.86	0.57
1:C:41:LEU:HB2	1:C:136:ILE:HG12	1.85	0.57
1:D:191:TYR:CZ	1:D:228:PRO:HG3	2.39	0.57
1:D:202:ASN:ND2	1:E:151:SER:OG	2.36	0.57
1:A:202:ASN:ND2	1:B:147:GLU:CD	2.62	0.57
1:E:223:THR:C	1:E:225:THR:N	2.60	0.57
1:F:41:LEU:HB2	1:F:136:ILE:HG12	1.85	0.57
1:D:41:LEU:HB2	1:D:136:ILE:HG12	1.85	0.57
1:B:41:LEU:HB2	1:B:136:ILE:HG12	1.85	0.57
1:D:7:TRP:HH2	1:D:179:VAL:CG2	2.17	0.57
1:E:41:LEU:HB2	1:E:136:ILE:HG12	1.85	0.57
1:B:310:LEU:C	1:C:279:ASP:OD2	2.47	0.57
1:C:224:ALA:N	1:C:225:THR:CG2	2.68	0.56
1:D:307:ASP:OD2	1:E:269:PHE:CZ	2.54	0.56
1:E:224:ALA:C	1:E:257:TYR:CB	2.75	0.56
1:B:9:GLU:HG3	1:B:12:ARG:NE	2.21	0.56
1:B:255:VAL:HG11	1:C:160:PRO:CG	2.36	0.56
1:E:256:GLU:HG3	1:F:159:LYS:HZ3	1.69	0.56
1:A:152:ARG:CZ	1:F:6:ILE:HB	2.35	0.56
1:B:301:ASN:HD22	1:B:302:GLU:N	2.04	0.56
1:E:301:ASN:HD22	1:E:302:GLU:N	2.03	0.56
1:A:301:ASN:HD22	1:A:302:GLU:N	2.04	0.56
1:D:301:ASN:HD22	1:D:302:GLU:N	2.03	0.56
1:A:9:GLU:HG3	1:A:12:ARG:NE	2.21	0.56
1:D:9:GLU:HG3	1:D:12:ARG:NE	2.21	0.56
1:D:202:ASN:ND2	1:E:147:GLU:OE1	2.39	0.56
1:E:9:GLU:HG3	1:E:12:ARG:NE	2.21	0.56
1:C:301:ASN:HD22	1:C:302:GLU:N	2.04	0.56
1:F:223:THR:O	1:F:225:THR:CG2	2.51	0.56
1:A:283:VAL:HG13	1:F:311:ALA:HA	1.86	0.56
1:C:8:VAL:HB	1:C:201:ILE:HB	1.88	0.56
1:C:202:ASN:OD1	1:D:147:GLU:OE2	2.22	0.56
1:A:269:PHE:HE1	1:F:303:ARG:HD2	1.71	0.56
1:F:9:GLU:HG3	1:F:12:ARG:NE	2.21	0.56

*Continued on next page...*

*Continued from previous page...*

Atom-1	Atom-2	Interatomic distance (Å)	Clash overlap (Å)
1:B:8:VAL:N	1:B:201:ILE:CG2	2.69	0.55
1:F:301:ASN:HD22	1:F:302:GLU:N	2.04	0.55
1:C:244:MET:HB2	1:D:279:ASP:OD1	2.05	0.55
1:D:47:PRO:HB2	1:D:198:ARG:HH22	1.71	0.55
1:A:255:VAL:HG11	1:B:160:PRO:HD2	1.86	0.55
1:E:129:TYR:HB2	1:E:133:CYS:HB2	1.89	0.55
1:B:254:MET:HA	1:B:259:MET:HE3	1.89	0.55
1:F:129:TYR:HB2	1:F:133:CYS:HB2	1.89	0.55
1:F:191:TYR:CZ	1:F:228:PRO:HG3	2.16	0.55
1:B:11:TYR:CE2	1:B:173:ILE:HA	2.41	0.55
1:E:221:GLN:HA	1:E:257:TYR:CE2	2.42	0.55
1:C:9:GLU:HG3	1:C:12:ARG:NE	2.21	0.55
1:F:191:TYR:CZ	1:F:228:PRO:CB	2.84	0.55
1:C:254:MET:HA	1:C:259:MET:HE3	1.89	0.55
1:D:202:ASN:CB	1:E:147:GLU:OE1	2.55	0.55
1:D:303:ARG:CG	1:E:269:PHE:CE1	2.78	0.55
1:A:97:PRO:HG3	1:A:104:LYS:HG3	1.89	0.55
1:A:147:GLU:OE2	1:F:202:ASN:OD1	2.25	0.55
1:A:244:MET:HG3	1:B:282:LYS:NZ	2.22	0.55
1:E:7:TRP:CE2	1:E:177:GLU:HG3	2.42	0.55
1:E:255:VAL:HG11	1:F:160:PRO:HD3	1.88	0.55
1:E:191:TYR:CZ	1:E:228:PRO:HG3	2.41	0.54
1:F:254:MET:HA	1:F:259:MET:HE3	1.89	0.54
1:A:254:MET:HA	1:A:259:MET:HE3	1.89	0.54
1:A:269:PHE:HE1	1:F:303:ARG:CG	2.20	0.54
1:B:255:VAL:CG1	1:C:160:PRO:HD3	2.37	0.54
1:E:254:MET:HA	1:E:259:MET:HE3	1.89	0.54
1:D:97:PRO:HG3	1:D:104:LYS:HG3	1.89	0.54
1:D:198:ARG:HG2	1:E:147:GLU:OE2	2.07	0.54
1:A:129:TYR:HB2	1:A:133:CYS:HB2	1.88	0.54
1:C:129:TYR:HB2	1:C:133:CYS:HB2	1.88	0.54
1:B:129:TYR:HB2	1:B:133:CYS:HB2	1.88	0.54
1:C:97:PRO:HG3	1:C:104:LYS:HG3	1.89	0.54
1:E:19:VAL:HB	1:E:26:ILE:HD11	1.90	0.54
1:B:97:PRO:HG3	1:B:104:LYS:HG3	1.90	0.54
1:C:243:PHE:HB2	1:D:283:VAL:CG2	2.38	0.54
1:E:7:TRP:CH2	1:E:174:CYS:HA	2.42	0.54
1:F:48:GLY:O	1:F:197:PHE:N	2.39	0.54
1:A:11:TYR:CG	1:A:173:ILE:CD1	2.91	0.54
1:B:243:PHE:CE2	1:C:279:ASP:OD1	2.43	0.54
1:A:7:TRP:CE3	1:A:204:LEU:HD23	2.43	0.54

*Continued on next page...*

*Continued from previous page...*

Atom-1	Atom-2	Interatomic distance (Å)	Clash overlap (Å)
1:B:19:VAL:HG11	1:B:54:THR:CG2	2.37	0.54
1:B:19:VAL:HB	1:B:26:ILE:HD11	1.90	0.54
1:C:19:VAL:HG11	1:C:54:THR:CG2	2.37	0.54
1:D:254:MET:HA	1:D:259:MET:HE3	1.89	0.54
1:E:255:VAL:CG1	1:F:160:PRO:HD2	2.34	0.54
1:B:7:TRP:HE3	1:B:204:LEU:HD23	1.72	0.53
1:C:224:ALA:HA	1:C:225:THR:N	2.24	0.53
1:C:292:VAL:HG21	1:C:309:TYR:HB2	1.91	0.53
1:D:303:ARG:HH11	1:E:270:ARG:NH1	1.92	0.53
1:E:97:PRO:HG3	1:E:104:LYS:HG3	1.89	0.53
1:E:243:PHE:CZ	1:F:279:ASP:OD1	2.59	0.53
1:E:269:PHE:CZ	1:E:273:ILE:HD11	2.44	0.53
1:A:19:VAL:HB	1:A:26:ILE:HD11	1.90	0.53
1:B:103:PHE:N	1:B:103:PHE:CD2	2.77	0.53
1:C:263:ASP:CG	1:D:143:SER:OG	2.50	0.53
1:A:221:GLN:HA	1:A:257:TYR:HD2	1.72	0.53
1:C:303:ARG:HH11	1:D:270:ARG:HH12	1.53	0.53
1:D:19:VAL:HG11	1:D:54:THR:CG2	2.37	0.53
1:D:292:VAL:HG21	1:D:309:TYR:HB2	1.91	0.53
1:F:8:VAL:HA	1:F:201:ILE:HG21	1.91	0.53
1:A:269:PHE:CZ	1:A:273:ILE:HD11	2.44	0.53
1:B:269:PHE:CZ	1:B:273:ILE:HD11	2.44	0.53
1:E:220:TYR:CD1	1:E:227:ARG:CG	2.91	0.53
1:F:103:PHE:N	1:F:103:PHE:CD2	2.77	0.53
1:E:19:VAL:HG11	1:E:54:THR:CG2	2.37	0.53
1:F:269:PHE:CZ	1:F:273:ILE:HD11	2.44	0.53
1:B:192:ILE:CD1	1:B:225:THR:OG1	2.57	0.53
1:C:103:PHE:CD2	1:C:103:PHE:N	2.77	0.53
1:C:243:PHE:CD1	1:D:283:VAL:HG22	2.43	0.53
1:A:157:ARG:HD3	1:F:257:TYR:O	2.09	0.53
1:B:254:MET:HA	1:B:259:MET:CE	2.39	0.53
1:D:19:VAL:HB	1:D:26:ILE:HD11	1.90	0.53
1:D:103:PHE:N	1:D:103:PHE:CD2	2.77	0.53
1:D:129:TYR:HB2	1:D:133:CYS:HB2	1.88	0.53
1:A:125:THR:HG22	1:A:129:TYR:CE1	2.44	0.53
1:C:7:TRP:CZ2	1:C:179:VAL:HG21	2.44	0.53
1:F:19:VAL:HB	1:F:26:ILE:HD11	1.90	0.53
1:A:103:PHE:N	1:A:103:PHE:CD2	2.77	0.52
1:A:125:THR:HG22	1:A:129:TYR:HE1	1.75	0.52
1:C:19:VAL:HB	1:C:26:ILE:HD11	1.90	0.52
1:C:125:THR:HG22	1:C:129:TYR:CE1	2.44	0.52

*Continued on next page...*

*Continued from previous page...*

Atom-1	Atom-2	Interatomic distance (Å)	Clash overlap (Å)
1:C:221:GLN:C	1:D:157:ARG:NH2	2.63	0.52
1:D:202:ASN:HD21	1:E:151:SER:CB	2.21	0.52
1:B:224:ALA:CB	1:C:157:ARG:HH12	2.14	0.52
1:D:125:THR:HG22	1:D:129:TYR:CE1	2.45	0.52
1:E:103:PHE:N	1:E:103:PHE:CD2	2.77	0.52
1:E:292:VAL:HG21	1:E:309:TYR:HB2	1.91	0.52
1:F:97:PRO:HG3	1:F:104:LYS:HG3	1.89	0.52
1:C:223:THR:C	1:C:225:THR:HG23	2.34	0.52
1:C:269:PHE:CZ	1:C:273:ILE:HD11	2.44	0.52
1:D:7:TRP:HH2	1:D:179:VAL:HG21	1.73	0.52
1:F:292:VAL:HG21	1:F:309:TYR:HB2	1.91	0.52
1:A:292:VAL:HG21	1:A:309:TYR:HB2	1.91	0.52
1:B:292:VAL:HG21	1:B:309:TYR:HB2	1.90	0.52
1:C:254:MET:HA	1:C:259:MET:CE	2.39	0.52
1:D:305:GLN:HE22	1:E:290:GLY:C	2.18	0.52
1:E:224:ALA:C	1:E:257:TYR:CG	2.87	0.52
1:E:254:MET:HA	1:E:259:MET:CE	2.39	0.52
1:A:223:THR:CB	1:A:225:THR:HG23	2.40	0.52
1:B:125:THR:HG22	1:B:129:TYR:HE1	1.75	0.52
1:F:19:VAL:HG11	1:F:54:THR:CG2	2.37	0.52
1:F:254:MET:HA	1:F:259:MET:CE	2.39	0.52
1:A:254:MET:HA	1:A:259:MET:CE	2.39	0.52
1:C:244:MET:HB2	1:D:279:ASP:CG	2.35	0.52
1:E:11:TYR:CD1	1:E:173:ILE:HD13	2.44	0.52
1:E:223:THR:O	1:E:225:THR:N	2.43	0.52
1:B:125:THR:HG22	1:B:129:TYR:CE1	2.44	0.52
1:D:86:ARG:HA	1:D:89:ILE:CG1	2.38	0.52
1:D:269:PHE:CZ	1:D:273:ILE:HD11	2.44	0.52
1:E:19:VAL:HB	1:E:26:ILE:CD1	2.40	0.52
1:E:125:THR:HG22	1:E:129:TYR:CE1	2.44	0.52
1:E:125:THR:HG22	1:E:129:TYR:HE1	1.75	0.52
1:A:277:ILE:HG13	1:A:278:LYS:H	1.75	0.52
1:A:307:ASP:OD2	1:B:269:PHE:CZ	2.50	0.52
1:C:125:THR:HG22	1:C:129:TYR:HE1	1.75	0.52
1:F:125:THR:HG22	1:F:129:TYR:HE1	1.75	0.52
1:A:303:ARG:HG2	1:B:269:PHE:CE1	2.44	0.51
1:D:277:ILE:HG13	1:D:278:LYS:H	1.75	0.51
1:E:7:TRP:HZ3	1:E:204:LEU:HD21	1.72	0.51
1:E:86:ARG:HA	1:E:89:ILE:CG1	2.38	0.51
1:F:125:THR:HG22	1:F:129:TYR:CE1	2.45	0.51
1:A:19:VAL:HB	1:A:26:ILE:CD1	2.41	0.51

*Continued on next page...*

*Continued from previous page...*

Atom-1	Atom-2	Interatomic distance (Å)	Clash overlap (Å)
1:B:169:ARG:HD2	1:B:173:ILE:HD11	1.93	0.51
1:A:192:ILE:HD12	1:A:225:THR:HG21	1.93	0.51
1:B:277:ILE:HG13	1:B:278:LYS:H	1.75	0.51
1:D:303:ARG:CD	1:E:269:PHE:CE1	2.81	0.51
1:E:7:TRP:CB	1:E:173:ILE:CG2	2.87	0.51
1:E:255:VAL:HG11	1:F:160:PRO:CG	2.40	0.51
1:C:277:ILE:HG13	1:C:278:LYS:H	1.75	0.51
1:F:19:VAL:HB	1:F:26:ILE:CD1	2.40	0.51
1:F:48:GLY:HA3	1:F:196:ASP:CG	2.35	0.51
1:B:86:ARG:HA	1:B:89:ILE:CG1	2.39	0.51
1:D:125:THR:HG22	1:D:129:TYR:HE1	1.75	0.51
1:D:254:MET:HA	1:D:259:MET:CE	2.39	0.51
1:C:48:GLY:HA3	1:C:196:ASP:OD1	2.10	0.51
1:A:86:ARG:HA	1:A:89:ILE:CG1	2.38	0.51
1:B:6:ILE:N	1:B:205:GLN:OE1	2.41	0.51
1:B:7:TRP:CE3	1:B:204:LEU:HD23	2.46	0.51
1:C:305:GLN:HE22	1:D:290:GLY:C	2.19	0.51
1:E:301:ASN:HB3	1:E:304:ILE:HD12	1.93	0.51
1:A:169:ARG:HD2	1:A:173:ILE:HD11	1.93	0.51
1:B:301:ASN:HB3	1:B:304:ILE:HD12	1.93	0.51
1:F:224:ALA:CA	1:F:225:THR:HG22	2.37	0.51
1:A:160:PRO:CD	1:F:255:VAL:HG13	2.41	0.51
1:F:277:ILE:HG13	1:F:278:LYS:H	1.75	0.51
1:B:277:ILE:HG13	1:B:278:LYS:N	2.27	0.50
1:B:304:ILE:HG12	1:C:269:PHE:CE2	2.45	0.50
1:E:7:TRP:CE3	1:E:173:ILE:CB	2.94	0.50
1:E:39:PRO:O	1:E:40:HIS:C	2.54	0.50
1:E:277:ILE:HG13	1:E:278:LYS:N	2.27	0.50
1:A:39:PRO:O	1:A:40:HIS:C	2.54	0.50
1:B:19:VAL:HB	1:B:26:ILE:CD1	2.40	0.50
1:B:39:PRO:O	1:B:40:HIS:C	2.54	0.50
1:F:191:TYR:CE1	1:F:228:PRO:HG2	2.34	0.50
1:D:42:LEU:HB3	1:D:155:VAL:HG22	1.94	0.50
1:E:7:TRP:H	1:E:7:TRP:CD1	2.29	0.50
1:F:86:ARG:HA	1:F:89:ILE:CG1	2.39	0.50
1:A:157:ARG:HE	1:F:221:GLN:HG2	1.76	0.50
1:C:7:TRP:H	1:C:7:TRP:CD1	2.29	0.50
1:C:301:ASN:HD22	1:C:301:ASN:C	2.19	0.50
1:D:19:VAL:HB	1:D:26:ILE:CD1	2.41	0.50
1:D:169:ARG:HD2	1:D:173:ILE:HD11	1.93	0.50
1:D:224:ALA:CB	1:E:157:ARG:NH1	2.65	0.50

*Continued on next page...*

*Continued from previous page...*

Atom-1	Atom-2	Interatomic distance (Å)	Clash overlap (Å)
1:F:301:ASN:HD22	1:F:301:ASN:C	2.19	0.50
1:A:7:TRP:CD1	1:A:7:TRP:H	2.29	0.50
1:A:19:VAL:HG11	1:A:54:THR:CG2	2.37	0.50
1:C:244:MET:SD	1:D:282:LYS:HD2	2.50	0.50
1:E:277:ILE:HG13	1:E:278:LYS:H	1.75	0.50
1:C:277:ILE:HG13	1:C:278:LYS:N	2.26	0.50
1:D:7:TRP:H	1:D:7:TRP:CD1	2.29	0.50
1:F:224:ALA:O	1:F:225:THR:HA	2.09	0.50
1:A:8:VAL:HB	1:A:201:ILE:HB	1.94	0.50
1:C:19:VAL:HB	1:C:26:ILE:CD1	2.40	0.50
1:C:39:PRO:O	1:C:40:HIS:C	2.54	0.50
1:C:220:TYR:CE1	1:C:227:ARG:HG2	2.47	0.50
1:D:39:PRO:O	1:D:40:HIS:C	2.54	0.50
1:E:311:ALA:HB1	1:F:279:ASP:O	1.99	0.50
1:F:39:PRO:O	1:F:40:HIS:C	2.54	0.50
1:F:301:ASN:HB3	1:F:304:ILE:HD12	1.93	0.50
1:A:301:ASN:HD22	1:A:301:ASN:C	2.19	0.50
1:C:30:LYS:O	1:C:33:VAL:HG22	2.12	0.50
1:C:86:ARG:HA	1:C:89:ILE:CG1	2.38	0.50
1:E:42:LEU:HB3	1:E:155:VAL:HG22	1.94	0.50
1:E:301:ASN:HD22	1:E:301:ASN:C	2.19	0.50
1:F:30:LYS:O	1:F:33:VAL:HG22	2.12	0.50
1:C:169:ARG:HD2	1:C:173:ILE:HD11	1.93	0.50
1:F:169:ARG:HD2	1:F:173:ILE:HD11	1.93	0.50
1:B:42:LEU:HB3	1:B:155:VAL:HG22	1.94	0.49
1:B:255:VAL:CG1	1:C:160:PRO:CD	2.89	0.49
1:C:244:MET:CG	1:D:282:LYS:HZ3	2.25	0.49
1:D:303:ARG:HG2	1:E:269:PHE:CZ	2.47	0.49
1:E:215:ASP:HB3	1:E:218:THR:HG23	1.94	0.49
1:A:215:ASP:HB3	1:A:218:THR:HG23	1.94	0.49
1:A:7:TRP:C	1:A:201:ILE:HG21	2.37	0.49
1:C:244:MET:SD	1:D:282:LYS:HD3	2.51	0.49
1:D:301:ASN:HB3	1:D:304:ILE:HD12	1.93	0.49
1:B:30:LYS:O	1:B:33:VAL:HG22	2.12	0.49
1:C:222:ILE:HA	1:D:157:ARG:HH21	1.76	0.49
1:E:169:ARG:HD2	1:E:173:ILE:HD11	1.93	0.49
1:E:210:ILE:HD12	1:F:28:ARG:HD3	1.94	0.49
1:F:7:TRP:CD1	1:F:7:TRP:H	2.30	0.49
1:F:277:ILE:HG13	1:F:278:LYS:N	2.27	0.49
1:C:215:ASP:HB3	1:C:218:THR:HG23	1.95	0.49
1:D:277:ILE:HG13	1:D:278:LYS:N	2.27	0.49

*Continued on next page...*

*Continued from previous page...*

Atom-1	Atom-2	Interatomic distance (Å)	Clash overlap (Å)
1:A:301:ASN:HB3	1:A:304:ILE:HD12	1.93	0.49
1:B:215:ASP:HB3	1:B:218:THR:HG23	1.94	0.49
1:C:301:ASN:HB3	1:C:304:ILE:HD12	1.94	0.49
1:E:30:LYS:O	1:E:33:VAL:HG22	2.12	0.49
1:B:8:VAL:CA	1:B:201:ILE:CG2	2.85	0.49
1:B:11:TYR:CG	1:B:173:ILE:CD1	2.93	0.49
1:D:30:LYS:O	1:D:33:VAL:HG22	2.12	0.49
1:A:30:LYS:O	1:A:33:VAL:HG22	2.12	0.49
1:A:269:PHE:HZ	1:F:307:ASP:OD2	1.96	0.49
1:B:243:PHE:CE2	1:C:282:LYS:NZ	2.43	0.49
1:C:42:LEU:HB3	1:C:155:VAL:HG22	1.94	0.49
1:C:220:TYR:HB3	1:C:225:THR:O	2.13	0.49
1:D:215:ASP:HB3	1:D:218:THR:HG23	1.94	0.49
1:D:301:ASN:HD22	1:D:301:ASN:C	2.19	0.49
1:E:304:ILE:HG12	1:F:269:PHE:CE2	2.48	0.49
1:F:224:ALA:N	1:F:225:THR:CG2	2.75	0.49
1:A:7:TRP:HB2	1:A:201:ILE:HG23	1.95	0.48
1:A:277:ILE:HG13	1:A:278:LYS:N	2.27	0.48
1:C:223:THR:OG1	1:C:225:THR:HG21	2.10	0.48
1:F:42:LEU:HB3	1:F:155:VAL:HG22	1.94	0.48
1:A:185:GLY:O	1:A:189:LEU:HB2	2.13	0.48
1:D:202:ASN:OD1	1:E:151:SER:CA	2.42	0.48
1:A:290:GLY:C	1:F:305:GLN:HE22	2.22	0.48
1:D:7:TRP:CH2	1:D:177:GLU:CB	2.97	0.48
1:D:188:ALA:C	1:D:190:ILE:H	2.21	0.48
1:F:11:TYR:OH	1:F:177:GLU:HG2	2.13	0.48
1:F:185:GLY:O	1:F:189:LEU:HB2	2.13	0.48
1:B:301:ASN:HD22	1:B:301:ASN:C	2.19	0.48
1:B:311:ALA:HB1	1:C:279:ASP:CA	2.44	0.48
1:A:42:LEU:HB3	1:A:155:VAL:HG22	1.94	0.48
1:B:7:TRP:H	1:B:7:TRP:CD1	2.29	0.48
1:C:267:GLN:O	1:C:268:LEU:C	2.56	0.48
1:D:192:ILE:HD11	1:D:225:THR:OG1	2.13	0.48
1:E:185:GLY:O	1:E:189:LEU:HB2	2.13	0.48
1:A:7:TRP:HB3	1:A:173:ILE:HG21	1.95	0.48
1:B:185:GLY:O	1:B:189:LEU:HB2	2.13	0.48
1:C:7:TRP:CD1	1:C:7:TRP:N	2.82	0.48
1:E:8:VAL:CB	1:E:201:ILE:HG21	2.42	0.48
1:A:188:ALA:C	1:A:190:ILE:H	2.21	0.48
1:E:188:ALA:C	1:E:190:ILE:H	2.21	0.48
1:D:193:SER:O	1:D:196:ASP:HB3	2.14	0.48

*Continued on next page...*

*Continued from previous page...*

Atom-1	Atom-2	Interatomic distance (Å)	Clash overlap (Å)
1:B:8:VAL:HB	1:B:201:ILE:CB	2.40	0.48
1:C:185:GLY:O	1:C:189:LEU:HB2	2.13	0.48
1:C:303:ARG:HH12	1:D:270:ARG:NH1	2.08	0.48
1:E:257:TYR:O	1:F:157:ARG:HD3	2.13	0.48
1:F:196:ASP:OD1	1:F:196:ASP:C	2.57	0.48
1:A:193:SER:O	1:A:196:ASP:HB3	2.14	0.48
1:E:7:TRP:HE3	1:E:173:ILE:HG21	1.66	0.48
1:F:215:ASP:HB3	1:F:218:THR:HG23	1.95	0.48
1:F:267:GLN:O	1:F:268:LEU:C	2.56	0.48
1:A:270:ARG:HH12	1:F:303:ARG:HH11	1.59	0.47
1:A:279:ASP:OD2	1:F:244:MET:HB2	2.14	0.47
1:D:267:GLN:O	1:D:268:LEU:C	2.56	0.47
1:B:267:GLN:O	1:B:268:LEU:C	2.56	0.47
1:D:7:TRP:HE3	1:D:173:ILE:CG2	2.26	0.47
1:D:196:ASP:C	1:D:196:ASP:OD1	2.57	0.47
1:E:7:TRP:CD1	1:E:7:TRP:N	2.82	0.47
1:B:188:ALA:C	1:B:190:ILE:H	2.21	0.47
1:C:188:ALA:C	1:C:190:ILE:H	2.21	0.47
1:C:196:ASP:OD1	1:C:196:ASP:C	2.57	0.47
1:F:188:ALA:C	1:F:190:ILE:H	2.21	0.47
1:E:161:VAL:CB	1:E:162:PRO:N	2.56	0.47
1:A:161:VAL:CG2	1:A:162:PRO:HD2	2.26	0.47
1:E:196:ASP:OD1	1:E:196:ASP:C	2.57	0.47
1:F:7:TRP:CD1	1:F:7:TRP:N	2.82	0.47
1:B:191:TYR:CZ	1:B:228:PRO:CG	2.92	0.47
1:B:196:ASP:C	1:B:196:ASP:OD1	2.57	0.47
1:C:303:ARG:HD2	1:D:269:PHE:CE1	2.49	0.47
1:C:311:ALA:HA	1:D:283:VAL:CG1	2.38	0.47
1:E:193:SER:O	1:E:196:ASP:HB3	2.14	0.47
1:E:256:GLU:HA	1:F:159:LYS:HE2	1.96	0.47
1:C:189:LEU:HG	1:C:219:ILE:HD12	1.97	0.47
1:F:189:LEU:HG	1:F:219:ILE:HD12	1.97	0.47
1:F:193:SER:O	1:F:196:ASP:HB3	2.14	0.47
1:A:196:ASP:OD1	1:A:196:ASP:C	2.57	0.47
1:A:244:MET:CG	1:B:282:LYS:NZ	2.77	0.47
1:B:193:SER:O	1:B:196:ASP:HB3	2.14	0.47
1:B:220:TYR:CE1	1:B:227:ARG:HG2	2.50	0.47
1:C:193:SER:O	1:C:196:ASP:HB3	2.14	0.47
1:C:223:THR:O	1:C:225:THR:CG2	2.61	0.47
1:F:18:GLU:O	1:F:169:ARG:NH2	2.48	0.47
1:F:224:ALA:N	1:F:225:THR:HG23	2.29	0.47

*Continued on next page...*

*Continued from previous page...*

Atom-1	Atom-2	Interatomic distance (Å)	Clash overlap (Å)
1:A:6:ILE:O	1:A:6:ILE:CG2	2.63	0.47
1:A:267:GLN:O	1:A:268:LEU:C	2.56	0.47
1:B:255:VAL:HG12	1:C:160:PRO:HD3	1.96	0.47
1:B:189:LEU:HG	1:B:219:ILE:HD12	1.97	0.46
1:D:185:GLY:O	1:D:189:LEU:HB2	2.13	0.46
1:D:224:ALA:O	1:D:259:MET:HG2	2.15	0.46
1:A:8:VAL:CA	1:A:201:ILE:HG21	2.45	0.46
1:A:157:ARG:NE	1:F:221:GLN:HG2	2.30	0.46
1:A:189:LEU:HG	1:A:219:ILE:HD12	1.97	0.46
1:C:171:LEU:HG	1:C:186:LEU:HD21	1.97	0.46
1:A:11:TYR:CE1	1:A:173:ILE:HG23	2.50	0.46
1:B:171:LEU:HG	1:B:186:LEU:HD21	1.97	0.46
1:A:160:PRO:HD2	1:F:255:VAL:HG13	1.93	0.46
1:C:7:TRP:CZ2	1:C:177:GLU:CB	2.98	0.46
1:E:267:GLN:O	1:E:268:LEU:C	2.56	0.46
1:A:7:TRP:CZ2	1:A:177:GLU:CB	2.98	0.46
1:B:7:TRP:HH2	1:B:179:VAL:CB	2.28	0.46
1:B:11:TYR:CB	1:B:173:ILE:CD1	2.93	0.46
1:D:7:TRP:CD1	1:D:7:TRP:N	2.82	0.46
1:D:222:ILE:O	1:E:157:ARG:NH2	2.29	0.46
1:E:192:ILE:CD1	1:E:225:THR:OG1	2.63	0.46
1:F:49:THR:HG21	1:F:160:PRO:HA	1.98	0.46
1:F:171:LEU:HG	1:F:186:LEU:HD21	1.97	0.46
1:F:191:TYR:OH	1:F:271:GLU:OE2	2.33	0.46
1:B:311:ALA:CB	1:C:279:ASP:CA	2.89	0.46
1:E:210:ILE:CD1	1:F:28:ARG:HD3	2.46	0.46
1:B:112:ASP:HB3	1:B:139:CYS:HB2	1.98	0.46
1:C:243:PHE:CG	1:D:283:VAL:HG22	2.51	0.46
1:C:263:ASP:OD2	1:D:143:SER:HB3	2.11	0.46
1:E:8:VAL:N	1:E:201:ILE:CG2	2.70	0.46
1:E:189:LEU:HG	1:E:219:ILE:HD12	1.97	0.46
1:A:112:ASP:HB3	1:A:139:CYS:HB2	1.98	0.46
1:A:224:ALA:CB	1:A:257:TYR:O	2.64	0.46
1:A:224:ALA:HB1	1:A:257:TYR:O	2.16	0.46
1:A:314:SER:OG	1:B:283:VAL:HG21	2.15	0.46
1:D:49:THR:HG21	1:D:160:PRO:HA	1.98	0.46
1:B:49:THR:HG21	1:B:160:PRO:HA	1.98	0.46
1:B:185:GLY:HA2	1:B:216:ALA:HA	1.98	0.46
1:D:191:TYR:OH	1:D:271:GLU:OE2	2.27	0.46
1:D:232:THR:O	1:D:236:GLN:HB2	2.16	0.46
1:A:7:TRP:CB	1:A:201:ILE:CG2	2.93	0.45

*Continued on next page...*

*Continued from previous page...*

Atom-1	Atom-2	Interatomic distance (Å)	Clash overlap (Å)
1:D:189:LEU:HG	1:D:219:ILE:HD12	1.97	0.45
1:E:232:THR:O	1:E:236:GLN:HB2	2.16	0.45
1:D:185:GLY:HA2	1:D:216:ALA:HA	1.99	0.45
1:A:171:LEU:HG	1:A:186:LEU:HD21	1.97	0.45
1:A:185:GLY:HA2	1:A:216:ALA:HA	1.98	0.45
1:A:202:ASN:HD22	1:B:147:GLU:CD	2.24	0.45
1:C:8:VAL:HB	1:C:201:ILE:CB	2.46	0.45
1:A:49:THR:HG21	1:A:160:PRO:HA	1.98	0.45
1:C:6:ILE:HG12	1:C:205:GLN:OE1	2.17	0.45
1:C:185:GLY:HA2	1:C:216:ALA:HA	1.98	0.45
1:E:171:LEU:HG	1:E:186:LEU:HD21	1.97	0.45
1:F:112:ASP:HB3	1:F:139:CYS:HB2	1.98	0.45
1:B:8:VAL:HB	1:B:201:ILE:CG2	2.46	0.45
1:C:232:THR:O	1:C:236:GLN:HB2	2.16	0.45
1:E:217:ASP:O	1:E:220:TYR:N	2.50	0.45
1:E:223:THR:HB	1:E:225:THR:HG23	1.97	0.45
1:D:171:LEU:HG	1:D:186:LEU:HD21	1.97	0.45
1:E:11:TYR:CG	1:E:173:ILE:CD1	2.92	0.45
1:A:217:ASP:O	1:A:220:TYR:N	2.50	0.45
1:B:232:THR:O	1:B:236:GLN:HB2	2.16	0.45
1:B:255:VAL:HG11	1:C:160:PRO:CD	2.46	0.45
1:C:49:THR:HG21	1:C:160:PRO:HA	1.98	0.45
1:C:112:ASP:HB3	1:C:139:CYS:HB2	1.98	0.45
1:F:6:ILE:O	1:F:6:ILE:CG2	2.63	0.45
1:A:191:TYR:OH	1:A:271:GLU:HG2	2.17	0.45
1:A:232:THR:O	1:A:236:GLN:HB2	2.16	0.45
1:B:7:TRP:CZ2	1:B:179:VAL:CG2	2.93	0.45
1:C:8:VAL:HB	1:C:201:ILE:HG21	1.98	0.45
1:C:33:VAL:HA	1:C:62:LEU:HD21	1.99	0.45
1:D:112:ASP:HB3	1:D:139:CYS:HB2	1.98	0.45
1:A:7:TRP:HE3	1:A:173:ILE:CG2	1.99	0.45
1:A:303:ARG:CD	1:B:269:PHE:HE1	2.30	0.45
1:C:41:LEU:HG	1:C:156:PHE:CE1	2.52	0.45
1:C:306:LEU:HD12	1:C:306:LEU:HA	1.83	0.45
1:D:33:VAL:HA	1:D:62:LEU:HD21	1.99	0.45
1:E:49:THR:HG21	1:E:160:PRO:HA	1.98	0.45
1:E:185:GLY:HA2	1:E:216:ALA:HA	1.98	0.45
1:F:232:THR:O	1:F:236:GLN:HB2	2.16	0.45
1:A:7:TRP:CD1	1:A:7:TRP:N	2.82	0.45
1:A:152:ARG:NH1	1:F:6:ILE:CB	2.75	0.45
1:B:7:TRP:CE3	1:B:173:ILE:HG22	2.52	0.45

*Continued on next page...*

*Continued from previous page...*

Atom-1	Atom-2	Interatomic distance (Å)	Clash overlap (Å)
1:C:121:ALA:HA	1:C:124:ARG:HH21	1.82	0.45
1:D:301:ASN:CB	1:E:293:ASP:OD2	2.64	0.45
1:E:112:ASP:HB3	1:E:139:CYS:HB2	1.98	0.45
1:F:41:LEU:HG	1:F:156:PHE:CE1	2.52	0.45
1:B:7:TRP:CD1	1:B:7:TRP:N	2.82	0.44
1:D:217:ASP:O	1:D:220:TYR:N	2.50	0.44
1:D:244:MET:SD	1:E:282:LYS:CD	3.05	0.44
1:F:185:GLY:HA2	1:F:216:ALA:HA	1.98	0.44
1:F:217:ASP:O	1:F:220:TYR:N	2.50	0.44
1:A:33:VAL:HA	1:A:62:LEU:HD21	1.98	0.44
1:A:38:ILE:O	1:A:134:ARG:HG2	2.18	0.44
1:A:41:LEU:HG	1:A:156:PHE:CE1	2.52	0.44
1:E:33:VAL:HA	1:E:62:LEU:HD21	1.99	0.44
1:E:191:TYR:CZ	1:E:228:PRO:CG	3.00	0.44
1:B:11:TYR:OH	1:B:177:GLU:HG2	2.17	0.44
1:B:33:VAL:HA	1:B:62:LEU:HD21	1.99	0.44
1:B:217:ASP:O	1:B:220:TYR:N	2.50	0.44
1:A:103:PHE:H	1:A:103:PHE:HD2	1.65	0.44
1:C:217:ASP:O	1:C:220:TYR:N	2.50	0.44
1:C:303:ARG:CG	1:D:269:PHE:CE1	2.93	0.44
1:D:121:ALA:HA	1:D:124:ARG:HH21	1.83	0.44
1:E:288:LYS:HD3	1:E:312:TYR:CG	2.53	0.44
1:F:38:ILE:O	1:F:134:ARG:HG2	2.18	0.44
1:C:6:ILE:HD13	1:C:8:VAL:HG13	2.00	0.44
1:D:305:GLN:NE2	1:E:290:GLY:C	2.75	0.44
1:F:121:ALA:HA	1:F:124:ARG:HH21	1.83	0.44
1:B:38:ILE:O	1:B:134:ARG:HG2	2.18	0.44
1:C:38:ILE:O	1:C:134:ARG:HG2	2.18	0.44
1:D:41:LEU:HG	1:D:156:PHE:CE1	2.52	0.44
1:F:288:LYS:HD3	1:F:312:TYR:CG	2.53	0.44
1:A:268:LEU:HD23	1:A:268:LEU:HA	1.93	0.44
1:F:33:VAL:HA	1:F:62:LEU:HD21	1.99	0.44
1:A:270:ARG:NH1	1:F:303:ARG:HH12	2.13	0.44
1:D:7:TRP:CH2	1:D:179:VAL:CG2	2.98	0.44
1:D:7:TRP:CH2	1:D:177:GLU:HB3	2.50	0.44
1:D:288:LYS:HD3	1:D:312:TYR:CG	2.53	0.44
1:E:11:TYR:CE1	1:E:173:ILE:HG23	2.53	0.44
1:E:121:ALA:HA	1:E:124:ARG:HH21	1.83	0.44
1:E:235:ILE:HD13	1:E:272:ILE:HD13	2.00	0.44
1:F:289:LEU:HD12	1:F:289:LEU:HA	1.85	0.44
1:A:98:ILE:HD12	1:A:98:ILE:H	1.83	0.43

*Continued on next page...*

*Continued from previous page...*

Atom-1	Atom-2	Interatomic distance (Å)	Clash overlap (Å)
1:A:288:LYS:HD3	1:A:312:TYR:CG	2.53	0.43
1:B:220:TYR:CD1	1:B:227:ARG:HG3	2.53	0.43
1:D:266:ALA:O	1:D:269:PHE:HB3	2.18	0.43
1:E:6:ILE:O	1:E:6:ILE:CG2	2.63	0.43
1:A:6:ILE:HD13	1:A:8:VAL:HG13	2.00	0.43
1:A:263:ASP:OD2	1:B:143:SER:OG	2.34	0.43
1:B:11:TYR:CB	1:B:173:ILE:HD13	2.48	0.43
1:C:98:ILE:H	1:C:98:ILE:HD12	1.83	0.43
1:D:235:ILE:HD13	1:D:272:ILE:HD13	2.00	0.43
1:F:266:ALA:O	1:F:269:PHE:HB3	2.19	0.43
1:B:6:ILE:HD13	1:B:8:VAL:HG13	2.00	0.43
1:B:41:LEU:HG	1:B:156:PHE:CE1	2.52	0.43
1:B:103:PHE:H	1:B:103:PHE:HD2	1.65	0.43
1:B:121:ALA:HA	1:B:124:ARG:HH21	1.83	0.43
1:C:7:TRP:CE3	1:C:173:ILE:CG2	2.99	0.43
1:C:266:ALA:O	1:C:269:PHE:HB3	2.18	0.43
1:E:20:VAL:CG1	1:E:165:ALA:HB1	2.48	0.43
1:E:41:LEU:HG	1:E:156:PHE:CE1	2.53	0.43
1:F:30:LYS:C	1:F:32:TYR:H	2.27	0.43
1:A:235:ILE:HD13	1:A:272:ILE:HD13	2.00	0.43
1:C:235:ILE:HD13	1:C:272:ILE:HD13	2.00	0.43
1:C:303:ARG:HG2	1:D:269:PHE:CZ	2.53	0.43
1:E:6:ILE:HD13	1:E:8:VAL:HG13	2.00	0.43
1:E:38:ILE:O	1:E:134:ARG:HG2	2.18	0.43
1:E:306:LEU:HD12	1:E:306:LEU:HA	1.83	0.43
1:B:304:ILE:HG12	1:C:269:PHE:HZ	1.81	0.43
1:E:6:ILE:HA	1:E:205:GLN:OE1	2.19	0.43
1:A:279:ASP:CG	1:F:244:MET:HB2	2.43	0.43
1:C:288:LYS:HD3	1:C:312:TYR:CG	2.53	0.43
1:D:98:ILE:HD12	1:D:98:ILE:H	1.83	0.43
1:E:7:TRP:CE3	1:E:204:LEU:CD2	3.01	0.43
1:F:306:LEU:HD12	1:F:306:LEU:HA	1.83	0.43
1:A:121:ALA:HA	1:A:124:ARG:HH21	1.83	0.43
1:B:266:ALA:O	1:B:269:PHE:HB3	2.18	0.43
1:C:244:MET:HG3	1:D:282:LYS:NZ	2.33	0.43
1:E:266:ALA:O	1:E:269:PHE:HB3	2.19	0.43
1:E:304:ILE:HG12	1:F:269:PHE:HZ	1.81	0.43
1:A:161:VAL:HA	1:A:162:PRO:HD3	1.57	0.43
1:C:244:MET:HB2	1:D:279:ASP:OD2	2.19	0.43
1:E:103:PHE:N	1:E:103:PHE:HD2	2.17	0.43
1:B:268:LEU:HD23	1:B:268:LEU:HA	1.93	0.43

*Continued on next page...*

*Continued from previous page...*

Atom-1	Atom-2	Interatomic distance (Å)	Clash overlap (Å)
1:B:289:LEU:HD12	1:B:289:LEU:HA	1.85	0.43
1:F:235:ILE:HD13	1:F:272:ILE:HD13	2.00	0.43
1:A:7:TRP:CE3	1:A:204:LEU:CD2	3.02	0.43
1:A:197:PHE:O	1:A:198:ARG:C	2.62	0.43
1:B:288:LYS:HD3	1:B:312:TYR:CG	2.53	0.43
1:D:186:LEU:HD12	1:D:186:LEU:HA	1.87	0.43
1:A:262:GLU:O	1:A:265:VAL:HG12	2.19	0.42
1:A:266:ALA:O	1:A:269:PHE:HB3	2.18	0.42
1:B:220:TYR:CD1	1:B:227:ARG:CG	3.02	0.42
1:B:235:ILE:HD13	1:B:272:ILE:HD13	2.00	0.42
1:C:30:LYS:C	1:C:32:TYR:H	2.27	0.42
1:E:289:LEU:HD12	1:E:289:LEU:HA	1.85	0.42
1:F:6:ILE:HD13	1:F:8:VAL:HG13	2.00	0.42
1:F:262:GLU:O	1:F:265:VAL:HG12	2.19	0.42
1:B:103:PHE:N	1:B:103:PHE:HD2	2.17	0.42
1:A:30:LYS:C	1:A:32:TYR:H	2.27	0.42
1:A:103:PHE:N	1:A:103:PHE:HD2	2.17	0.42
1:C:8:VAL:CB	1:C:201:ILE:HG21	2.49	0.42
1:C:244:MET:H	1:D:279:ASP:CG	2.27	0.42
1:D:6:ILE:O	1:D:6:ILE:CG2	2.63	0.42
1:D:103:PHE:N	1:D:103:PHE:HD2	2.17	0.42
1:B:98:ILE:HD12	1:B:98:ILE:H	1.83	0.42
1:F:98:ILE:HD12	1:F:98:ILE:H	1.83	0.42
1:C:220:TYR:CE1	1:C:227:ARG:CG	3.03	0.42
1:D:6:ILE:HD13	1:D:8:VAL:HG13	2.00	0.42
1:D:38:ILE:O	1:D:134:ARG:HG2	2.18	0.42
1:F:48:GLY:O	1:F:196:ASP:HA	2.19	0.42
1:F:288:LYS:O	1:F:291:GLU:HB3	2.20	0.42
1:E:7:TRP:CH2	1:E:177:GLU:HB2	2.54	0.42
1:E:197:PHE:O	1:E:198:ARG:C	2.62	0.42
1:E:288:LYS:O	1:E:291:GLU:HB3	2.20	0.42
1:A:244:MET:HG3	1:B:282:LYS:HZ2	1.84	0.42
1:E:103:PHE:HD2	1:E:103:PHE:H	1.65	0.42
1:E:262:GLU:O	1:E:265:VAL:HG12	2.19	0.42
1:A:288:LYS:O	1:A:291:GLU:HB3	2.20	0.42
1:B:30:LYS:C	1:B:32:TYR:H	2.27	0.42
1:B:255:VAL:HG12	1:C:160:PRO:CD	2.49	0.42
1:B:262:GLU:O	1:B:265:VAL:HG12	2.20	0.42
1:B:288:LYS:O	1:B:291:GLU:HB3	2.20	0.42
1:C:197:PHE:O	1:C:198:ARG:C	2.62	0.42
1:E:7:TRP:HZ3	1:E:174:CYS:SG	2.43	0.42

*Continued on next page...*

*Continued from previous page...*

Atom-1	Atom-2	Interatomic distance (Å)	Clash overlap (Å)
1:E:311:ALA:CB	1:F:279:ASP:O	2.67	0.42
1:D:197:PHE:O	1:D:198:ARG:C	2.62	0.42
1:D:288:LYS:O	1:D:291:GLU:HB3	2.20	0.42
1:E:30:LYS:C	1:E:32:TYR:H	2.27	0.42
1:F:112:ASP:HB2	1:F:144:ARG:HB3	2.02	0.42
1:A:191:TYR:HH	1:A:271:GLU:CD	2.14	0.41
1:A:244:MET:CG	1:B:282:LYS:HZ3	2.33	0.41
1:D:262:GLU:O	1:D:265:VAL:HG12	2.19	0.41
1:E:256:GLU:HG3	1:F:159:LYS:HZ1	1.80	0.41
1:A:102:PRO:HD2	1:A:103:PHE:CD2	2.56	0.41
1:A:220:TYR:CE1	1:A:227:ARG:CG	2.88	0.41
1:C:11:TYR:CD1	1:C:173:ILE:HG23	2.55	0.41
1:C:224:ALA:N	1:C:225:THR:HG23	2.35	0.41
1:C:311:ALA:CA	1:D:283:VAL:CG1	2.85	0.41
1:D:263:ASP:OD2	1:E:143:SER:HB3	2.10	0.41
1:E:112:ASP:HB2	1:E:144:ARG:HB3	2.02	0.41
1:E:223:THR:CB	1:E:225:THR:HG23	2.50	0.41
1:A:112:ASP:HB2	1:A:144:ARG:HB3	2.02	0.41
1:B:102:PRO:HD2	1:B:103:PHE:CD2	2.55	0.41
1:B:267:GLN:HE21	1:B:267:GLN:HB3	1.71	0.41
1:C:186:LEU:HD12	1:C:186:LEU:HA	1.87	0.41
1:C:244:MET:CG	1:D:282:LYS:NZ	2.83	0.41
1:E:98:ILE:H	1:E:98:ILE:HD12	1.83	0.41
1:F:102:PRO:HD2	1:F:103:PHE:CD2	2.55	0.41
1:A:305:GLN:HE22	1:B:290:GLY:C	2.27	0.41
1:B:6:ILE:O	1:B:6:ILE:CG2	2.63	0.41
1:B:112:ASP:HB2	1:B:144:ARG:HB3	2.02	0.41
1:C:39:PRO:O	1:C:41:LEU:HD13	2.21	0.41
1:C:288:LYS:O	1:C:291:GLU:HB3	2.20	0.41
1:D:112:ASP:HB2	1:D:144:ARG:HB3	2.02	0.41
1:D:268:LEU:HD23	1:D:268:LEU:HA	1.93	0.41
1:A:193:SER:HB3	1:A:200:ALA:HB2	2.03	0.41
1:C:103:PHE:N	1:C:103:PHE:HD2	2.17	0.41
1:C:112:ASP:HB2	1:C:144:ARG:HB3	2.02	0.41
1:C:262:GLU:O	1:C:265:VAL:HG12	2.19	0.41
1:F:103:PHE:H	1:F:103:PHE:HD2	1.66	0.41
1:F:197:PHE:O	1:F:198:ARG:C	2.62	0.41
1:A:244:MET:HG2	1:B:282:LYS:HD2	2.03	0.41
1:C:6:ILE:O	1:C:6:ILE:CG2	2.63	0.41
1:D:39:PRO:O	1:D:41:LEU:HD13	2.20	0.41
1:E:267:GLN:HE21	1:E:267:GLN:HB3	1.71	0.41

*Continued on next page...*

*Continued from previous page...*

Atom-1	Atom-2	Interatomic distance (Å)	Clash overlap (Å)
1:F:39:PRO:O	1:F:41:LEU:HD13	2.21	0.41
1:F:193:SER:HB3	1:F:200:ALA:HB2	2.03	0.41
1:A:244:MET:SD	1:B:282:LYS:HD3	2.61	0.41
1:B:48:GLY:HA3	1:B:196:ASP:OD1	2.21	0.41
1:C:8:VAL:N	1:C:201:ILE:HG21	2.36	0.41
1:D:102:PRO:HD2	1:D:103:PHE:CD2	2.55	0.41
1:A:192:ILE:HG21	1:A:223:THR:HG21	2.03	0.41
1:B:39:PRO:O	1:B:41:LEU:HD13	2.21	0.41
1:B:147:GLU:O	1:B:149:ILE:N	2.54	0.41
1:B:193:SER:HB3	1:B:200:ALA:HB2	2.03	0.41
1:B:197:PHE:O	1:B:198:ARG:C	2.62	0.41
1:B:257:TYR:O	1:C:157:ARG:NH1	2.54	0.41
1:D:30:LYS:C	1:D:32:TYR:H	2.27	0.41
1:D:306:LEU:HD12	1:D:306:LEU:HA	1.83	0.41
1:F:186:LEU:HD12	1:F:186:LEU:HA	1.86	0.41
1:D:147:GLU:O	1:D:149:ILE:N	2.54	0.41
1:E:102:PRO:HD2	1:E:103:PHE:CD2	2.55	0.41
1:F:147:GLU:O	1:F:149:ILE:N	2.54	0.41
1:A:39:PRO:O	1:A:41:LEU:HD13	2.21	0.40
1:A:186:LEU:HD12	1:A:186:LEU:HA	1.87	0.40
1:C:251:ASP:O	1:C:252:ARG:C	2.64	0.40
1:D:251:ASP:O	1:D:252:ARG:C	2.64	0.40
1:E:20:VAL:HG13	1:E:165:ALA:HB1	2.03	0.40
1:C:294:PHE:O	1:C:295:ARG:C	2.65	0.40
1:D:311:ALA:HA	1:E:283:VAL:HG13	2.04	0.40
1:A:48:GLY:O	1:A:196:ASP:HA	2.21	0.40
1:A:147:GLU:O	1:A:149:ILE:N	2.54	0.40
1:A:255:VAL:HG11	1:B:160:PRO:CD	2.48	0.40
1:A:306:LEU:HD12	1:A:306:LEU:HA	1.83	0.40
1:D:47:PRO:HB2	1:D:198:ARG:NH2	2.35	0.40
1:D:193:SER:HB3	1:D:200:ALA:HB2	2.03	0.40
1:E:39:PRO:O	1:E:41:LEU:HD13	2.21	0.40
1:F:192:ILE:HG21	1:F:223:THR:HG21	2.03	0.40
1:B:306:LEU:HD12	1:B:306:LEU:HA	1.83	0.40
1:C:147:GLU:O	1:C:149:ILE:N	2.54	0.40
1:C:268:LEU:HD23	1:C:268:LEU:HA	1.93	0.40
1:E:11:TYR:CD2	1:E:173:ILE:HD13	2.54	0.40
1:E:294:PHE:O	1:E:295:ARG:C	2.64	0.40
1:F:54:THR:O	1:F:58:LEU:N	2.55	0.40
1:A:294:PHE:O	1:A:295:ARG:C	2.65	0.40
1:C:102:PRO:HD2	1:C:103:PHE:CD2	2.55	0.40

*Continued on next page...*

*Continued from previous page...*

Atom-1	Atom-2	Interatomic distance (Å)	Clash overlap (Å)
1:D:294:PHE:O	1:D:295:ARG:C	2.65	0.40
1:E:220:TYR:O	1:E:257:TYR:CE2	2.75	0.40
1:F:101:ALA:HA	1:F:102:PRO:HD3	1.96	0.40
1:F:251:ASP:O	1:F:255:VAL:HG23	2.22	0.40
1:F:294:PHE:O	1:F:295:ARG:C	2.65	0.40

All (91) symmetry-related close contacts are listed below. The label for Atom-2 includes the symmetry operator and encoded unit-cell translations to be applied.

Atom-1	Atom-2	Interatomic distance (Å)	Clash overlap (Å)
1:A:94:ARG:CD	1:B:176:LYS:CB[2_564]	0.56	1.64
1:C:87:HIS:CE1	1:E:252:ARG:CZ[4_455]	0.70	1.50
1:A:94:ARG:CZ	1:B:176:LYS:N[2_564]	0.78	1.42
1:A:94:ARG:NE	1:B:176:LYS:CA[2_564]	0.80	1.40
1:C:87:HIS:NE2	1:E:252:ARG:NE[4_455]	0.84	1.36
1:C:175:GLU:CG	1:E:99:GLY:C[2_555]	0.84	1.36
1:E:175:GLU:OE2	1:F:180:LYS:NZ[3_644]	0.84	1.36
1:E:175:GLU:CD	1:F:180:LYS:NZ[3_644]	0.84	1.36
1:A:276:PRO:O	1:E:91:GLU:OE2[4_555]	0.85	1.35
1:D:87:HIS:ND1	1:F:227:ARG:CZ[4_455]	0.85	1.35
1:C:87:HIS:CE1	1:E:252:ARG:NE[4_455]	0.98	1.22
1:C:87:HIS:ND1	1:E:252:ARG:NH2[4_455]	1.08	1.12
1:C:175:GLU:CD	1:E:99:GLY:C[2_555]	1.13	1.07
1:D:87:HIS:ND1	1:F:227:ARG:NH2[4_455]	1.14	1.06
1:A:94:ARG:NH1	1:B:176:LYS:N[2_564]	1.16	1.04
1:E:175:GLU:OE2	1:F:180:LYS:CE[3_644]	1.17	1.03
1:C:175:GLU:OE1	1:E:100:GLY:CA[2_555]	1.24	0.96
1:C:175:GLU:CD	1:E:100:GLY:N[2_555]	1.26	0.94
1:C:175:GLU:CG	1:E:99:GLY:CA[2_555]	1.26	0.94
1:D:87:HIS:CE1	1:F:227:ARG:CZ[4_455]	1.27	0.93
1:A:94:ARG:NE	1:B:176:LYS:CB[2_564]	1.29	0.91
1:A:94:ARG:NE	1:B:176:LYS:C[2_564]	1.31	0.89
1:A:94:ARG:CZ	1:B:176:LYS:CA[2_564]	1.32	0.88
1:C:175:GLU:CB	1:E:99:GLY:O[2_555]	1.32	0.88
1:C:175:GLU:CG	1:E:99:GLY:O[2_555]	1.33	0.87
1:D:94:ARG:CD	1:F:215:ASP:OD2[4_455]	1.37	0.83
1:D:87:HIS:CE1	1:F:227:ARG:NH1[4_455]	1.40	0.80
1:C:87:HIS:CE1	1:E:252:ARG:NH2[4_455]	1.41	0.79
1:A:279:ASP:OD1	1:E:87:HIS:CE1[4_555]	1.43	0.77
1:C:175:GLU:CD	1:E:99:GLY:O[2_555]	1.45	0.75

*Continued on next page...*

*Continued from previous page...*

Atom-1	Atom-2	Interatomic distance (Å)	Clash overlap (Å)
1:D:87:HIS:ND1	1:F:227:ARG:NH1[4_455]	1.48	0.72
1:C:175:GLU:OE1	1:E:100:GLY:N[2_555]	1.51	0.69
1:A:94:ARG:NH2	1:B:176:LYS:N[2_564]	1.55	0.65
1:A:94:ARG:CD	1:B:176:LYS:CG[2_564]	1.57	0.63
1:A:94:ARG:NH2	1:B:174:CYS:O[2_564]	1.60	0.60
1:A:94:ARG:CD	1:B:176:LYS:CA[2_564]	1.63	0.57
1:C:87:HIS:NE2	1:E:252:ARG:CD[4_455]	1.65	0.55
1:D:87:HIS:CE1	1:F:227:ARG:NE[4_455]	1.65	0.55
1:A:84:VAL:O	1:D:318:LYS:CE[4_455]	1.66	0.54
1:E:175:GLU:OE1	1:F:180:LYS:NZ[3_644]	1.66	0.54
1:C:175:GLU:OE1	1:E:99:GLY:O[2_555]	1.68	0.52
1:D:94:ARG:NE	1:F:215:ASP:OD2[4_455]	1.71	0.49
1:A:276:PRO:O	1:E:91:GLU:CD[4_555]	1.72	0.48
1:D:94:ARG:NH1	1:F:215:ASP:OD2[4_455]	1.72	0.48
1:C:175:GLU:OE1	1:E:99:GLY:C[2_555]	1.73	0.47
1:C:87:HIS:ND1	1:E:252:ARG:CZ[4_455]	1.74	0.46
1:B:183:GLU:CG	1:D:274:SER:O[3_655]	1.76	0.44
1:C:175:GLU:CB	1:E:99:GLY:C[2_555]	1.79	0.41
1:C:175:GLU:CD	1:E:100:GLY:CA[2_555]	1.80	0.40
1:D:87:HIS:NE2	1:F:227:ARG:NH1[4_455]	1.82	0.38
1:A:94:ARG:NE	1:B:176:LYS:N[2_564]	1.85	0.35
1:A:65:GLU:OE1	1:C:34:GLU:O[2_564]	1.86	0.34
1:C:87:HIS:NE2	1:E:252:ARG:CZ[4_455]	1.89	0.31
1:A:94:ARG:NH2	1:B:174:CYS:C[2_564]	1.90	0.30
1:D:94:ARG:CZ	1:F:215:ASP:OD2[4_455]	1.90	0.30
1:A:84:VAL:O	1:D:318:LYS:NZ[4_455]	1.91	0.29
1:A:94:ARG:NH2	1:B:177:GLU:N[2_564]	1.92	0.28
1:B:164:GLU:OE2	1:C:248:GLU:OE1[3_655]	1.92	0.28
1:C:175:GLU:OE2	1:E:100:GLY:N[2_555]	1.92	0.28
1:C:178:GLY:CA	1:E:66:ASN:OD1[2_555]	1.93	0.27
1:C:87:HIS:CE1	1:E:252:ARG:NH1[4_455]	1.96	0.24
1:D:87:HIS:CG	1:F:227:ARG:NH1[4_455]	1.98	0.22
1:C:175:GLU:CG	1:E:99:GLY:N[2_555]	2.00	0.20
1:D:90:LYS:NZ	1:F:184:ASP:OD2[4_455]	2.00	0.20
1:D:87:HIS:ND1	1:F:227:ARG:NE[4_455]	2.01	0.19
1:D:87:HIS:CG	1:F:227:ARG:NH2[4_455]	2.02	0.18
1:A:94:ARG:NH2	1:B:175:GLU:C[2_564]	2.03	0.17
1:A:94:ARG:CG	1:B:176:LYS:CB[2_564]	2.03	0.17
1:C:87:HIS:CD2	1:E:252:ARG:NE[4_455]	2.03	0.17
1:A:94:ARG:CZ	1:B:175:GLU:C[2_564]	2.04	0.16
1:A:279:ASP:OD1	1:E:87:HIS:NE2[4_555]	2.05	0.15

*Continued on next page...*

Continued from previous page...

Atom-1	Atom-2	Interatomic distance (Å)	Clash overlap (Å)
1:C:175:GLU:CB	1:E:99:GLY:CA[2_555]	2.05	0.15
1:A:84:VAL:C	1:D:318:LYS:CE[4_455]	2.06	0.14
1:A:276:PRO:C	1:E:91:GLU:OE2[4_555]	2.06	0.14
1:C:175:GLU:CG	1:E:100:GLY:N[2_555]	2.06	0.14
1:D:94:ARG:CD	1:F:215:ASP:CG[4_455]	2.06	0.14
1:A:94:ARG:NE	1:B:176:LYS:O[2_564]	2.08	0.12
1:C:87:HIS:ND1	1:E:252:ARG:NE[4_455]	2.08	0.12
1:A:94:ARG:CZ	1:B:176:LYS:CB[2_564]	2.09	0.11
1:E:175:GLU:CG	1:F:180:LYS:NZ[3_644]	2.09	0.11
1:B:171:LEU:CD2	1:D:276:PRO:O[3_655]	2.10	0.10
1:A:94:ARG:NH1	1:B:176:LYS:CA[2_564]	2.11	0.09
1:E:175:GLU:CD	1:F:180:LYS:CE[3_644]	2.11	0.09
1:C:175:GLU:OE2	1:E:100:GLY:CA[2_555]	2.12	0.08
1:A:94:ARG:CZ	1:B:176:LYS:C[2_564]	2.13	0.07
1:A:94:ARG:NH1	1:B:175:GLU:C[2_564]	2.14	0.06
1:D:87:HIS:CD2	1:F:227:ARG:NH1[4_455]	2.14	0.06
1:D:87:HIS:CG	1:F:227:ARG:CZ[4_455]	2.15	0.05
1:C:84:VAL:CA	1:E:245:GLU:OE2[4_455]	2.16	0.04
1:D:94:ARG:NH1	1:F:217:ASP:OD2[4_455]	2.16	0.04
1:C:84:VAL:N	1:E:245:GLU:OE2[4_455]	2.19	0.01

## 5.3 Torsion angles [i](#)

### 5.3.1 Protein backbone [i](#)

In the following table, the Percentiles column shows the percent Ramachandran outliers of the chain as a percentile score with respect to all X-ray entries followed by that with respect to entries of similar resolution.

The Analysed column shows the number of residues for which the backbone conformation was analysed, and the total number of residues.

Mol	Chain	Analysed	Favoured	Allowed	Outliers	Percentiles	
1	A	312/319 (98%)	266 (85%)	40 (13%)	6 (2%)	6	34
1	B	312/319 (98%)	266 (85%)	40 (13%)	6 (2%)	6	34
1	C	310/319 (97%)	264 (85%)	40 (13%)	6 (2%)	6	34
1	D	312/319 (98%)	266 (85%)	42 (14%)	4 (1%)	9	41
1	E	312/319 (98%)	265 (85%)	40 (13%)	7 (2%)	5	31
1	F	312/319 (98%)	265 (85%)	43 (14%)	4 (1%)	9	41

Continued on next page...

*Continued from previous page...*

Mol	Chain	Analysed	Favoured	Allowed	Outliers	Percentiles	
All	All	1870/1914 (98%)	1592 (85%)	245 (13%)	33 (2%)	6	34

All (33) Ramachandran outliers are listed below:

Mol	Chain	Res	Type
1	A	161	VAL
1	A	162	PRO
1	B	161	VAL
1	B	162	PRO
1	C	161	VAL
1	E	161	VAL
1	E	162	PRO
1	C	162	PRO
1	E	224	ALA
1	A	116	ALA
1	B	116	ALA
1	C	116	ALA
1	D	116	ALA
1	E	116	ALA
1	F	116	ALA
1	A	148	PRO
1	A	210	ILE
1	B	148	PRO
1	C	148	PRO
1	D	148	PRO
1	D	210	ILE
1	E	148	PRO
1	F	148	PRO
1	F	210	ILE
1	A	100	GLY
1	B	100	GLY
1	B	210	ILE
1	C	100	GLY
1	C	210	ILE
1	D	100	GLY
1	E	100	GLY
1	E	210	ILE
1	F	100	GLY

### 5.3.2 Protein sidechains [i](#)

In the following table, the Percentiles column shows the percent sidechain outliers of the chain as a percentile score with respect to all X-ray entries followed by that with respect to entries of similar resolution.

The Analysed column shows the number of residues for which the sidechain conformation was analysed, and the total number of residues.

Mol	Chain	Analysed	Rotameric	Outliers	Percentiles	
1	A	261/267 (98%)	215 (82%)	46 (18%)	2	12
1	B	261/267 (98%)	215 (82%)	46 (18%)	2	12
1	C	261/267 (98%)	216 (83%)	45 (17%)	2	13
1	D	261/267 (98%)	215 (82%)	46 (18%)	2	12
1	E	261/267 (98%)	216 (83%)	45 (17%)	2	13
1	F	261/267 (98%)	215 (82%)	46 (18%)	2	12
All	All	1566/1602 (98%)	1292 (82%)	274 (18%)	2	13

All (274) residues with a non-rotameric sidechain are listed below:

Mol	Chain	Res	Type
1	A	6	ILE
1	A	8	VAL
1	A	16	LEU
1	A	24	GLU
1	A	41	LEU
1	A	49	THR
1	A	72	ILE
1	A	79	GLU
1	A	82	ILE
1	A	91	GLU
1	A	103	PHE
1	A	122	LEU
1	A	133	CYS
1	A	134	ARG
1	A	142	VAL
1	A	143	SER
1	A	144	ARG
1	A	151	SER
1	A	161	VAL
1	A	169	ARG
1	A	173	ILE
1	A	181	ILE

*Continued on next page...*

*Continued from previous page...*

<b>Mol</b>	<b>Chain</b>	<b>Res</b>	<b>Type</b>
1	A	186	LEU
1	A	189	LEU
1	A	190	ILE
1	A	192	ILE
1	A	205	GLN
1	A	210	ILE
1	A	225	THR
1	A	234	LEU
1	A	236	GLN
1	A	237	THR
1	A	245	GLU
1	A	248	GLU
1	A	251	ASP
1	A	252	ARG
1	A	253	LEU
1	A	264	ILE
1	A	265	VAL
1	A	267	GLN
1	A	270	ARG
1	A	286	ILE
1	A	295	ARG
1	A	296	LEU
1	A	306	LEU
1	A	312	TYR
1	B	6	ILE
1	B	8	VAL
1	B	16	LEU
1	B	24	GLU
1	B	41	LEU
1	B	49	THR
1	B	72	ILE
1	B	79	GLU
1	B	82	ILE
1	B	91	GLU
1	B	103	PHE
1	B	122	LEU
1	B	133	CYS
1	B	134	ARG
1	B	142	VAL
1	B	143	SER
1	B	144	ARG
1	B	151	SER

*Continued on next page...*

*Continued from previous page...*

<b>Mol</b>	<b>Chain</b>	<b>Res</b>	<b>Type</b>
1	B	161	VAL
1	B	169	ARG
1	B	173	ILE
1	B	181	ILE
1	B	186	LEU
1	B	189	LEU
1	B	190	ILE
1	B	192	ILE
1	B	205	GLN
1	B	210	ILE
1	B	225	THR
1	B	234	LEU
1	B	236	GLN
1	B	237	THR
1	B	245	GLU
1	B	248	GLU
1	B	251	ASP
1	B	252	ARG
1	B	253	LEU
1	B	264	ILE
1	B	265	VAL
1	B	267	GLN
1	B	270	ARG
1	B	286	ILE
1	B	295	ARG
1	B	296	LEU
1	B	306	LEU
1	B	312	TYR
1	C	6	ILE
1	C	8	VAL
1	C	16	LEU
1	C	24	GLU
1	C	41	LEU
1	C	49	THR
1	C	72	ILE
1	C	79	GLU
1	C	82	ILE
1	C	91	GLU
1	C	103	PHE
1	C	122	LEU
1	C	133	CYS
1	C	134	ARG

*Continued on next page...*

*Continued from previous page...*

<b>Mol</b>	<b>Chain</b>	<b>Res</b>	<b>Type</b>
1	C	142	VAL
1	C	143	SER
1	C	144	ARG
1	C	151	SER
1	C	161	VAL
1	C	169	ARG
1	C	173	ILE
1	C	181	ILE
1	C	186	LEU
1	C	189	LEU
1	C	190	ILE
1	C	192	ILE
1	C	205	GLN
1	C	210	ILE
1	C	225	THR
1	C	234	LEU
1	C	236	GLN
1	C	237	THR
1	C	245	GLU
1	C	248	GLU
1	C	251	ASP
1	C	253	LEU
1	C	264	ILE
1	C	265	VAL
1	C	267	GLN
1	C	270	ARG
1	C	286	ILE
1	C	295	ARG
1	C	296	LEU
1	C	306	LEU
1	C	312	TYR
1	D	6	ILE
1	D	8	VAL
1	D	16	LEU
1	D	24	GLU
1	D	41	LEU
1	D	49	THR
1	D	72	ILE
1	D	79	GLU
1	D	82	ILE
1	D	91	GLU
1	D	103	PHE

*Continued on next page...*

*Continued from previous page...*

<b>Mol</b>	<b>Chain</b>	<b>Res</b>	<b>Type</b>
1	D	122	LEU
1	D	133	CYS
1	D	134	ARG
1	D	142	VAL
1	D	143	SER
1	D	144	ARG
1	D	151	SER
1	D	161	VAL
1	D	169	ARG
1	D	173	ILE
1	D	181	ILE
1	D	186	LEU
1	D	189	LEU
1	D	190	ILE
1	D	192	ILE
1	D	205	GLN
1	D	210	ILE
1	D	225	THR
1	D	234	LEU
1	D	236	GLN
1	D	237	THR
1	D	245	GLU
1	D	248	GLU
1	D	251	ASP
1	D	252	ARG
1	D	253	LEU
1	D	264	ILE
1	D	265	VAL
1	D	267	GLN
1	D	270	ARG
1	D	286	ILE
1	D	295	ARG
1	D	296	LEU
1	D	306	LEU
1	D	312	TYR
1	E	6	ILE
1	E	8	VAL
1	E	16	LEU
1	E	24	GLU
1	E	41	LEU
1	E	49	THR
1	E	72	ILE

*Continued on next page...*

*Continued from previous page...*

<b>Mol</b>	<b>Chain</b>	<b>Res</b>	<b>Type</b>
1	E	79	GLU
1	E	82	ILE
1	E	91	GLU
1	E	103	PHE
1	E	122	LEU
1	E	133	CYS
1	E	134	ARG
1	E	142	VAL
1	E	143	SER
1	E	144	ARG
1	E	151	SER
1	E	161	VAL
1	E	169	ARG
1	E	173	ILE
1	E	181	ILE
1	E	186	LEU
1	E	189	LEU
1	E	190	ILE
1	E	192	ILE
1	E	205	GLN
1	E	210	ILE
1	E	225	THR
1	E	234	LEU
1	E	236	GLN
1	E	237	THR
1	E	245	GLU
1	E	248	GLU
1	E	251	ASP
1	E	253	LEU
1	E	264	ILE
1	E	265	VAL
1	E	267	GLN
1	E	270	ARG
1	E	286	ILE
1	E	295	ARG
1	E	296	LEU
1	E	306	LEU
1	E	312	TYR
1	F	6	ILE
1	F	8	VAL
1	F	16	LEU
1	F	24	GLU

*Continued on next page...*

*Continued from previous page...*

<b>Mol</b>	<b>Chain</b>	<b>Res</b>	<b>Type</b>
1	F	41	LEU
1	F	49	THR
1	F	72	ILE
1	F	79	GLU
1	F	82	ILE
1	F	91	GLU
1	F	103	PHE
1	F	122	LEU
1	F	133	CYS
1	F	134	ARG
1	F	142	VAL
1	F	143	SER
1	F	144	ARG
1	F	151	SER
1	F	161	VAL
1	F	169	ARG
1	F	173	ILE
1	F	181	ILE
1	F	186	LEU
1	F	189	LEU
1	F	190	ILE
1	F	192	ILE
1	F	205	GLN
1	F	210	ILE
1	F	225	THR
1	F	234	LEU
1	F	236	GLN
1	F	237	THR
1	F	245	GLU
1	F	248	GLU
1	F	251	ASP
1	F	252	ARG
1	F	253	LEU
1	F	264	ILE
1	F	265	VAL
1	F	267	GLN
1	F	270	ARG
1	F	286	ILE
1	F	295	ARG
1	F	296	LEU
1	F	306	LEU
1	F	312	TYR

Sometimes sidechains can be flipped to improve hydrogen bonding and reduce clashes. All (33) such sidechains are listed below:

Mol	Chain	Res	Type
1	A	27	GLN
1	A	66	ASN
1	A	140	ASN
1	A	202	ASN
1	A	236	GLN
1	A	301	ASN
1	B	27	GLN
1	B	66	ASN
1	B	140	ASN
1	B	236	GLN
1	B	301	ASN
1	C	27	GLN
1	C	66	ASN
1	C	140	ASN
1	C	236	GLN
1	C	301	ASN
1	D	27	GLN
1	D	66	ASN
1	D	140	ASN
1	D	202	ASN
1	D	236	GLN
1	D	301	ASN
1	D	305	GLN
1	E	27	GLN
1	E	66	ASN
1	E	140	ASN
1	E	236	GLN
1	E	301	ASN
1	F	27	GLN
1	F	66	ASN
1	F	140	ASN
1	F	236	GLN
1	F	301	ASN

### 5.3.3 RNA

There are no RNA molecules in this entry.

## 5.4 Non-standard residues in protein, DNA, RNA chains [i](#)

There are no non-standard protein/DNA/RNA residues in this entry.

## 5.5 Carbohydrates [i](#)

There are no oligosaccharides in this entry.

## 5.6 Ligand geometry [i](#)

There are no ligands in this entry.

## 5.7 Other polymers [i](#)

There are no such residues in this entry.

## 5.8 Polymer linkage issues [i](#)

The following chains have linkage breaks:

Mol	Chain	Number of breaks
1	C	2
1	F	2
1	D	2
1	A	1
1	E	1

All chain breaks are listed below:

Model	Chain	Residue-1	Atom-1	Residue-2	Atom-2	Distance (Å)
1	C	224:ALA	C	225:THR	N	2.12
1	F	224:ALA	C	225:THR	N	1.78
1	D	224:ALA	C	225:THR	N	1.65
1	C	161:VAL	C	162:PRO	N	1.14
1	F	161:VAL	C	162:PRO	N	1.14
1	D	161:VAL	C	162:PRO	N	1.09
1	A	161:VAL	C	162:PRO	N	1.06
1	E	161:VAL	C	162:PRO	N	0.72

## 6 Fit of model and data [i](#)

### 6.1 Protein, DNA and RNA chains [i](#)

In the following table, the column labelled '#RSRZ > 2' contains the number (and percentage) of RSRZ outliers, followed by percent RSRZ outliers for the chain as percentile scores relative to all X-ray entries and entries of similar resolution. The OWAB column contains the minimum, median, 95<sup>th</sup> percentile and maximum values of the occupancy-weighted average B-factor per residue. The column labelled 'Q < 0.9' lists the number of (and percentage) of residues with an average occupancy less than 0.9.

Mol	Chain	Analysed	<RSRZ>	#RSRZ>2	OWAB(Å <sup>2</sup> )	Q<0.9
1	A	314/319 (98%)	-0.71	1 (0%) 90 78	20, 20, 20, 20	0
1	B	314/319 (98%)	-0.78	1 (0%) 90 78	20, 20, 20, 20	0
1	C	314/319 (98%)	-0.79	0 100 100	20, 20, 20, 20	0
1	D	314/319 (98%)	-0.71	1 (0%) 90 78	20, 20, 20, 20	0
1	E	314/319 (98%)	-0.75	0 100 100	20, 20, 20, 20	0
1	F	314/319 (98%)	-0.67	2 (0%) 85 71	20, 20, 20, 20	0
All	All	1884/1914 (98%)	-0.73	5 (0%) 90 78	20, 20, 20, 20	0

All (5) RSRZ outliers are listed below:

Mol	Chain	Res	Type	RSRZ
1	F	95	THR	4.1
1	B	93	ALA	3.5
1	D	126	MET	2.5
1	F	50	GLY	2.3
1	A	19	VAL	2.2

### 6.2 Non-standard residues in protein, DNA, RNA chains [i](#)

There are no non-standard protein/DNA/RNA residues in this entry.

### 6.3 Carbohydrates [i](#)

There are no oligosaccharides in this entry.

### 6.4 Ligands [i](#)

There are no ligands in this entry.

## 6.5 Other polymers [i](#)

There are no such residues in this entry.