



Full wwPDB X-ray Structure Validation Report ⓘ

Mar 6, 2026 – 03:11 PM UTC

PDB ID : 4EEB / pdb_00004eeb
Title : CorA coiled-coil mutant under Mg²⁺ absence
Authors : Pfoh, R.; Pai, E.F.
Deposited on : 2012-03-28
Resolution : 3.80 Å(reported)

This is a Full wwPDB X-ray Structure Validation Report for a publicly released PDB entry.

We welcome your comments at validation@mail.wwpdb.org

A user guide is available at

<https://www.wwpdb.org/validation/2017/XrayValidationReportHelp>

with specific help available everywhere you see the ⓘ symbol.

The types of validation reports are described at

<http://www.wwpdb.org/validation/2017/FAQs#types>.

The following versions of software and data (see [references ⓘ](#)) were used in the production of this report:

MolProbity : 4-5-2 with Phenix2.0
Xtrriage (Phenix) : 2.0
EDS : 3.0
Percentile statistics : 20250101.v01 (using entries in the PDB archive January 1st 2025)
CCP4 : 9.0.010 (Gargrove)
Density-Fitness : 1.0.12
Ideal geometry (proteins) : Engh & Huber (2001)
Ideal geometry (DNA, RNA) : Parkinson et al. (1996)
Validation Pipeline (wwPDB-VP) : 2.49

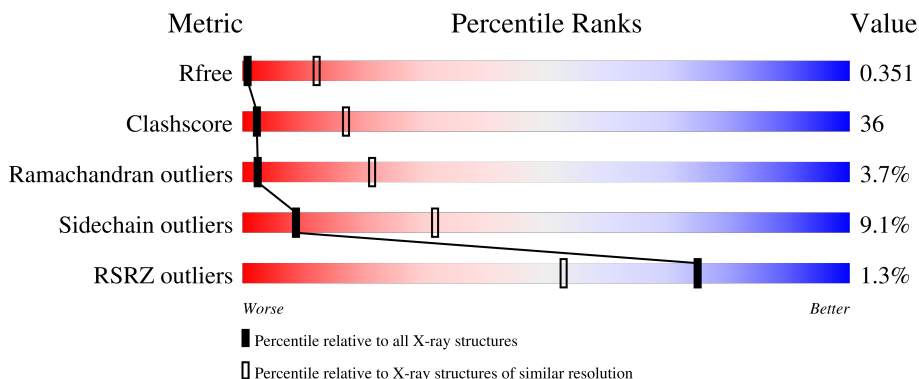
1 Overall quality at a glance

The following experimental techniques were used to determine the structure:

X-RAY DIFFRACTION

The reported resolution of this entry is 3.80 Å.

Percentile scores (ranging between 0-100) for global validation metrics of the entry are shown in the following graphic. The table shows the number of entries on which the scores are based.



Metric	Whole archive (#Entries)	Similar resolution (#Entries, resolution range(Å))
R_{free}	180053	1065 (3.96-3.64)
Clashscore	190562	1012 (3.94-3.66)
Ramachandran outliers	187476	1048 (3.96-3.64)
Sidechain outliers	187428	1043 (3.96-3.64)
RSRZ outliers	180081	1064 (3.96-3.64)

The table below summarises the geometric issues observed across the polymeric chains and their fit to the electron density. The red, orange, yellow and green segments of the lower bar indicate the fraction of residues that contain outliers for ≥ 3 , 2, 1 and 0 types of geometric quality criteria respectively. A grey segment represents the fraction of residues that are not modelled. The numeric value for each fraction is indicated below the corresponding segment, with a dot representing fractions $\leq 5\%$. The upper red bar (where present) indicates the fraction of residues that have poor fit to the electron density. The numeric value is given above the bar.

Mol	Chain	Length	Quality of chain
1	A	330	
1	B	330	
1	C	330	
1	D	330	
1	E	330	

2 Entry composition

There are 3 unique types of molecules in this entry. The entry contains 12988 atoms, of which 0 are hydrogens and 0 are deuteriums.

In the tables below, the ZeroOcc column contains the number of atoms modelled with zero occupancy, the AltConf column contains the number of residues with at least one atom in alternate conformation and the Trace column contains the number of residues modelled with at most 2 atoms.

- Molecule 1 is a protein called Magnesium transport protein CorA.

Mol	Chain	Residues	Atoms					ZeroOcc	AltConf	Trace
			Total	C	N	O	S			
1	A	314	Total 2593	C 1688	N 418	O 478	S 9	0	0	0
1	B	316	Total 2606	C 1697	N 419	O 481	S 9	0	0	0
1	C	314	Total 2593	C 1688	N 418	O 478	S 9	0	0	0
1	D	314	Total 2593	C 1688	N 418	O 478	S 9	0	0	0
1	E	314	Total 2593	C 1688	N 418	O 478	S 9	0	0	0

There are 30 discrepancies between the modelled and reference sequences:

Chain	Residue	Modelled	Actual	Comment	Reference
A	22	GLY	-	expression tag	UNP Q9WZ31
A	23	SER	-	expression tag	UNP Q9WZ31
A	24	HIS	-	expression tag	UNP Q9WZ31
A	25	MET	-	expression tag	UNP Q9WZ31
A	222	ALA	ARG	engineered mutation	UNP Q9WZ31
A	223	ALA	LYS	engineered mutation	UNP Q9WZ31
B	22	GLY	-	expression tag	UNP Q9WZ31
B	23	SER	-	expression tag	UNP Q9WZ31
B	24	HIS	-	expression tag	UNP Q9WZ31
B	25	MET	-	expression tag	UNP Q9WZ31
B	222	ALA	ARG	engineered mutation	UNP Q9WZ31
B	223	ALA	LYS	engineered mutation	UNP Q9WZ31
C	22	GLY	-	expression tag	UNP Q9WZ31
C	23	SER	-	expression tag	UNP Q9WZ31
C	24	HIS	-	expression tag	UNP Q9WZ31
C	25	MET	-	expression tag	UNP Q9WZ31
C	222	ALA	ARG	engineered mutation	UNP Q9WZ31
C	223	ALA	LYS	engineered mutation	UNP Q9WZ31
D	22	GLY	-	expression tag	UNP Q9WZ31

Continued on next page...

Continued from previous page...

Chain	Residue	Modelled	Actual	Comment	Reference
D	23	SER	-	expression tag	UNP Q9WZ31
D	24	HIS	-	expression tag	UNP Q9WZ31
D	25	MET	-	expression tag	UNP Q9WZ31
D	222	ALA	ARG	engineered mutation	UNP Q9WZ31
D	223	ALA	LYS	engineered mutation	UNP Q9WZ31
E	22	GLY	-	expression tag	UNP Q9WZ31
E	23	SER	-	expression tag	UNP Q9WZ31
E	24	HIS	-	expression tag	UNP Q9WZ31
E	25	MET	-	expression tag	UNP Q9WZ31
E	222	ALA	ARG	engineered mutation	UNP Q9WZ31
E	223	ALA	LYS	engineered mutation	UNP Q9WZ31

- Molecule 2 is CESIUM ION (CCD ID: CS) (formula: Cs).

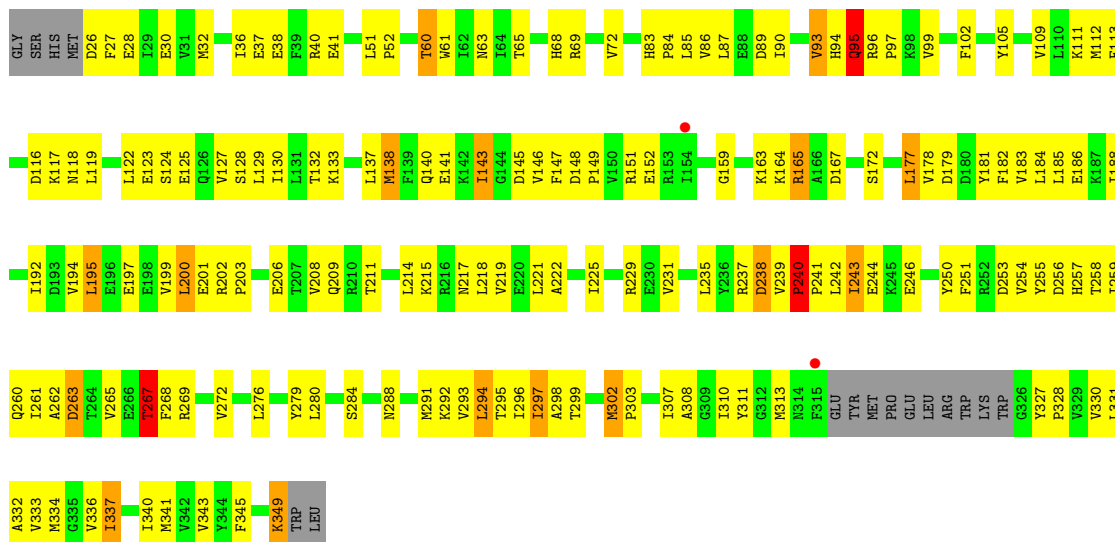
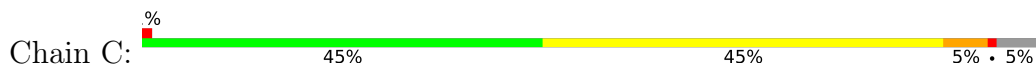
Mol	Chain	Residues	Atoms	ZeroOcc	AltConf
2	A	1	Total Cs 1 1	0	0
2	B	3	Total Cs 3 3	0	0
2	C	1	Total Cs 1 1	0	0
2	D	1	Total Cs 1 1	0	0
2	E	3	Total Cs 3 3	0	0

- Molecule 3 is SODIUM ION (CCD ID: NA) (formula: Na).

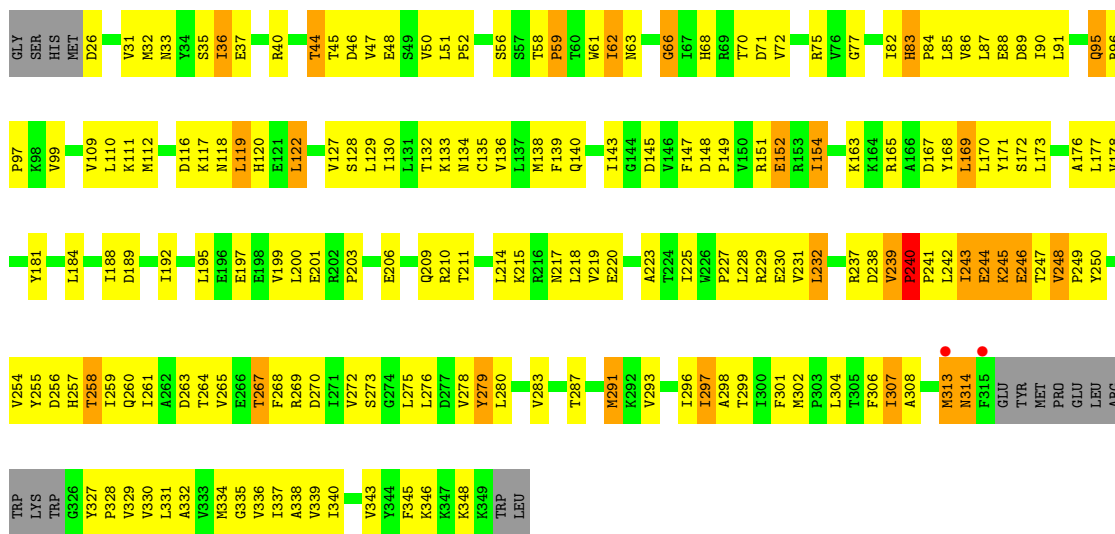
Mol	Chain	Residues	Atoms	ZeroOcc	AltConf
3	B	1	Total Na 1 1	0	0



- Molecule 1: Magnesium transport protein CorA

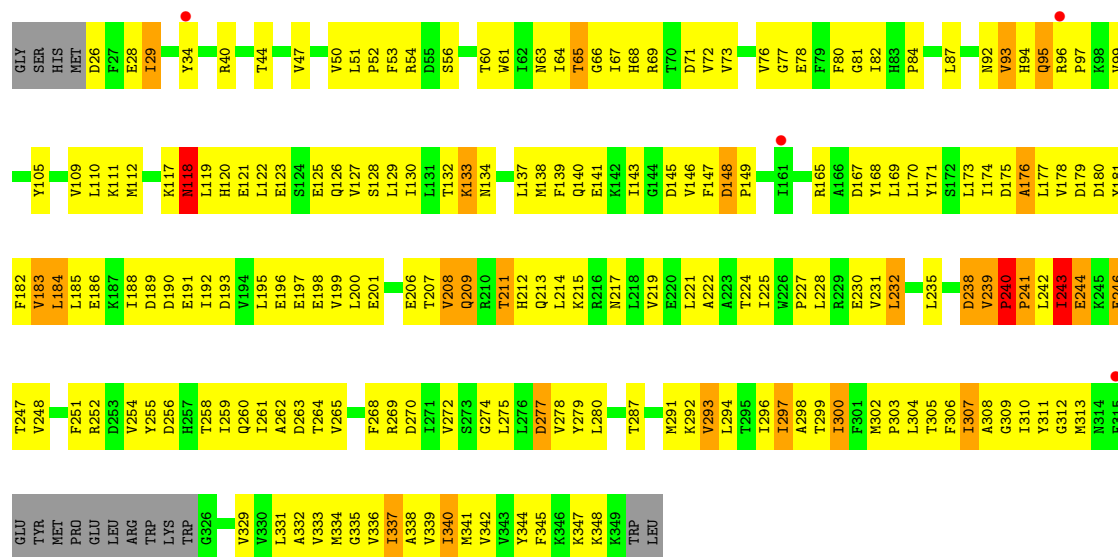


- Molecule 1: Magnesium transport protein CorA



- Molecule 1: Magnesium transport protein CorA





4 Data and refinement statistics

Property	Value	Source
Space group	P 21 21 2	Depositor
Cell constants a, b, c, α , β , γ	125.60Å 221.90Å 106.80Å 90.00° 90.00° 90.00°	Depositor
Resolution (Å)	19.92 – 3.80 19.92 – 3.80	Depositor EDS
% Data completeness (in resolution range)	80.4 (19.92-3.80) 79.7 (19.92-3.80)	Depositor EDS
R_{merge}	(Not available)	Depositor
R_{sym}	(Not available)	Depositor
$\langle I/\sigma(I) \rangle$ ¹	1.67 (at 3.82Å)	Xtrriage
Refinement program	REFMAC	Depositor
R, R_{free}	0.299 , 0.343 0.297 , 0.351	Depositor DCC
R_{free} test set	1189 reflections (4.95%)	wwPDB-VP
Wilson B-factor (Å ²)	121.3	Xtrriage
Anisotropy	0.080	Xtrriage
Bulk solvent k_{sol} (e/Å ³), B_{sol} (Å ²)	0.23 , 73.6	EDS
L-test for twinning ²	$\langle L \rangle = 0.37$, $\langle L^2 \rangle = 0.20$	Xtrriage
Estimated twinning fraction	No twinning to report.	Xtrriage
F_o, F_c correlation	0.90	EDS
Total number of atoms	12988	wwPDB-VP
Average B, all atoms (Å ²)	159.0	wwPDB-VP

Xtrriage's analysis on translational NCS is as follows: *The largest off-origin peak in the Patterson function is 3.69% of the height of the origin peak. No significant pseudotranslation is detected.*

¹Intensities estimated from amplitudes.

²Theoretical values of $\langle |L| \rangle$, $\langle L^2 \rangle$ for acentric reflections are 0.5, 0.333 respectively for untwinned datasets, and 0.375, 0.2 for perfectly twinned datasets.

5 Model quality [i](#)

5.1 Standard geometry [i](#)

Bond lengths and bond angles in the following residue types are not validated in this section: NA, CS

The Z score for a bond length (or angle) is the number of standard deviations the observed value is removed from the expected value. A bond length (or angle) with $|Z| > 5$ is considered an outlier worth inspection. RMSZ is the root-mean-square of all Z scores of the bond lengths (or angles).

Mol	Chain	Bond lengths		Bond angles	
		RMSZ	# Z >5	RMSZ	# Z >5
1	A	0.77	1/2646 (0.0%)	0.91	1/3588 (0.0%)
1	B	0.79	0/2660	0.96	2/3609 (0.1%)
1	C	0.84	1/2646 (0.0%)	1.00	3/3588 (0.1%)
1	D	0.85	1/2646 (0.0%)	1.00	7/3588 (0.2%)
1	E	0.70	0/2646	0.94	5/3588 (0.1%)
All	All	0.79	3/13244 (0.0%)	0.96	18/17961 (0.1%)

All (3) bond length outliers are listed below:

Mol	Chain	Res	Type	Atoms	Z	Observed(Å)	Ideal(Å)
1	C	240	PRO	CA-C	7.98	1.59	1.52
1	D	240	PRO	CA-C	7.52	1.59	1.52
1	A	240	PRO	CA-C	5.32	1.57	1.52

All (18) bond angle outliers are listed below:

Mol	Chain	Res	Type	Atoms	Z	Observed(°)	Ideal(°)
1	D	240	PRO	N-CA-C	8.24	120.75	110.70
1	B	150	VAL	CB-CA-C	-7.13	102.68	112.02
1	E	277	ASP	N-CA-C	-7.05	103.28	110.97
1	D	83	HIS	CA-C-N	6.36	126.84	119.47
1	D	83	HIS	C-N-CA	6.36	126.84	119.47
1	C	192	ILE	CB-CA-C	-6.12	104.14	111.97
1	D	58	THR	CA-C-N	6.06	127.42	119.84
1	D	58	THR	C-N-CA	6.06	127.42	119.84
1	D	62	ILE	N-CA-C	5.91	116.31	107.51
1	C	240	PRO	N-CA-C	5.84	117.83	110.70
1	E	240	PRO	CA-C-N	-5.54	112.91	119.84
1	E	240	PRO	C-N-CA	-5.54	112.91	119.84
1	E	93	VAL	N-CA-C	5.50	116.81	111.91

Continued on next page...

Continued from previous page...

Mol	Chain	Res	Type	Atoms	Z	Observed(°)	Ideal(°)
1	A	271	ILE	CB-CA-C	-5.46	104.98	111.97
1	E	105	TYR	N-CA-C	5.41	117.30	109.07
1	D	154	ILE	CB-CA-C	-5.31	105.08	112.04
1	C	95	GLN	N-CA-C	5.18	118.12	110.46
1	B	130	ILE	CB-CA-C	-5.11	103.17	110.12

There are no chirality outliers.

There are no planarity outliers.

5.2 Too-close contacts [i](#)

In the following table, the Non-H and H(model) columns list the number of non-hydrogen atoms and hydrogen atoms in the chain respectively. The H(added) column lists the number of hydrogen atoms added and optimized by MolProbity. The Clashes column lists the number of clashes within the asymmetric unit, whereas Symm-Clashes lists symmetry-related clashes.

Mol	Chain	Non-H	H(model)	H(added)	Clashes	Symm-Clashes
1	A	2593	0	2629	186	0
1	B	2606	0	2630	224	0
1	C	2593	0	2630	176	0
1	D	2593	0	2630	221	0
1	E	2593	0	2629	197	0
2	A	1	0	0	0	0
2	B	3	0	0	0	0
2	C	1	0	0	0	0
2	D	1	0	0	0	0
2	E	3	0	0	0	0
3	B	1	0	0	0	0
All	All	12988	0	13148	929	0

The all-atom clashscore is defined as the number of clashes found per 1000 atoms (including hydrogen atoms). The all-atom clashscore for this structure is 36.

All (929) close contacts within the same asymmetric unit are listed below, sorted by their clash magnitude.

Atom-1	Atom-2	Interatomic distance (Å)	Clash overlap (Å)
1:D:99:VAL:CG2	1:D:231:VAL:HG13	1.63	1.27
1:C:302:MET:HE2	1:D:297:ILE:HG23	1.24	1.18
1:B:99:VAL:CG2	1:B:231:VAL:HG13	1.72	1.18
1:E:99:VAL:CG2	1:E:231:VAL:HG13	1.74	1.16

Continued on next page...

Continued from previous page...

Atom-1	Atom-2	Interatomic distance (Å)	Clash overlap (Å)
1:B:99:VAL:HG23	1:B:231:VAL:HG13	1.30	1.11
1:A:239:VAL:HG11	1:A:248:VAL:CG2	1.80	1.10
1:D:313:MET:HE1	1:E:308:ALA:O	1.51	1.10
1:C:313:MET:HE1	1:D:308:ALA:O	1.54	1.08
1:D:261:ILE:O	1:D:265:VAL:HG23	1.50	1.08
1:A:296:ILE:O	1:A:299:THR:HG22	1.55	1.07
1:E:255:TYR:O	1:E:258:THR:HG22	1.56	1.05
1:C:222:ALA:HB2	1:C:265:VAL:HG11	1.31	1.05
1:E:304:LEU:HD23	1:E:307:ILE:HD11	1.38	1.05
1:E:99:VAL:HG23	1:E:231:VAL:HG13	1.07	1.04
1:D:99:VAL:HG21	1:D:231:VAL:HG13	1.33	1.04
1:A:211:THR:HG21	1:A:276:LEU:HD13	1.41	1.01
1:B:255:TYR:O	1:B:258:THR:HG22	1.61	1.00
1:A:255:TYR:O	1:A:258:THR:HG22	1.59	0.99
1:A:215:LYS:O	1:A:219:VAL:HG23	1.64	0.95
1:C:211:THR:HG21	1:C:276:LEU:HD13	1.48	0.94
1:B:313:MET:HA	1:B:313:MET:HE2	1.49	0.94
1:A:291:MET:HE3	1:B:290:VAL:HG12	1.49	0.93
1:D:331:LEU:HD23	1:D:334:MET:CE	1.98	0.93
1:E:99:VAL:CG2	1:E:231:VAL:CG1	2.46	0.93
1:A:298:ALA:HA	1:E:302:MET:HE2	1.48	0.93
1:C:331:LEU:HD23	1:C:334:MET:HE2	1.51	0.92
1:B:215:LYS:O	1:B:219:VAL:HG23	1.70	0.92
1:D:99:VAL:HG23	1:D:231:VAL:HG13	1.51	0.91
1:B:99:VAL:CG2	1:B:231:VAL:CG1	2.49	0.91
1:B:307:ILE:HD11	1:B:334:MET:HG2	1.54	0.90
1:D:296:ILE:HA	1:D:299:THR:HG22	1.54	0.90
1:E:82:ILE:HD13	1:E:130:ILE:HD13	1.54	0.90
1:D:199:VAL:HG13	1:D:279:TYR:HB2	1.54	0.89
1:A:239:VAL:HG11	1:A:248:VAL:HG21	1.53	0.89
1:B:182:PHE:HA	1:B:185:LEU:HD12	1.54	0.89
1:A:47:VAL:HG21	1:A:72:VAL:HG13	1.55	0.88
1:A:232:LEU:HD23	1:A:235:LEU:HD22	1.54	0.87
1:E:64:ILE:HD13	1:E:139:PHE:CE1	2.09	0.87
1:B:280:LEU:HD23	1:C:280:LEU:HD21	1.57	0.87
1:B:112:MET:HE2	1:B:127:VAL:HG21	1.56	0.87
1:E:99:VAL:HG23	1:E:231:VAL:CG1	1.99	0.85
1:A:239:VAL:HG11	1:A:248:VAL:HG22	1.56	0.85
1:C:302:MET:HE2	1:D:297:ILE:CG2	2.06	0.85
1:E:65:THR:HG21	1:E:143:ILE:HD13	1.57	0.85
1:C:63:ASN:CG	1:C:138:MET:HE2	2.02	0.85

Continued on next page...

Continued from previous page...

Atom-1	Atom-2	Interatomic distance (Å)	Clash overlap (Å)
1:C:167:ASP:HB2	1:C:242:LEU:HD23	1.56	0.85
1:D:122:LEU:HD22	1:D:217:ASN:ND2	1.92	0.84
1:A:336:VAL:O	1:A:340:ILE:HG23	1.77	0.84
1:C:243:ILE:HD12	1:C:246:GLU:HB2	1.59	0.84
1:A:291:MET:HE3	1:B:290:VAL:CG1	2.07	0.83
1:A:347:LYS:O	1:A:348:LYS:HB2	1.78	0.82
1:B:240:PRO:HB2	1:B:241:PRO:CD	2.09	0.82
1:B:242:LEU:HD21	1:B:251:PHE:CE1	2.14	0.82
1:D:177:LEU:HD21	1:D:181:TYR:HE1	1.44	0.82
1:E:331:LEU:HD23	1:E:334:MET:CE	2.09	0.82
1:B:225:ILE:HD13	1:B:265:VAL:HG21	1.62	0.82
1:B:88:GLU:HA	1:B:91:LEU:HD12	1.62	0.81
1:C:296:ILE:HA	1:C:299:THR:HG22	1.61	0.81
1:A:200:LEU:HD22	1:B:209:GLN:HG2	1.63	0.81
1:D:165:ARG:HH12	1:D:243:ILE:HD13	1.46	0.80
1:D:184:LEU:O	1:D:188:ILE:HD12	1.81	0.80
1:A:47:VAL:CG2	1:A:72:VAL:HG13	2.11	0.80
1:A:221:LEU:O	1:A:225:ILE:HD12	1.82	0.80
1:E:29:ILE:HG21	1:E:50:VAL:HG11	1.63	0.80
1:E:177:LEU:C	1:E:177:LEU:HD23	2.06	0.80
1:E:184:LEU:HD12	1:E:184:LEU:O	1.82	0.80
1:D:122:LEU:HD22	1:D:217:ASN:HD22	1.47	0.79
1:D:302:MET:HE2	1:E:298:ALA:HA	1.64	0.79
1:C:130:ILE:HB	1:C:137:LEU:HD12	1.64	0.79
1:C:310:ILE:HA	1:C:313:MET:HE3	1.65	0.79
1:C:255:TYR:O	1:C:258:THR:HG22	1.82	0.79
1:E:335:GLY:O	1:E:339:VAL:HG23	1.81	0.78
1:D:239:VAL:HG11	1:D:248:VAL:CG2	2.13	0.78
1:B:51:LEU:HD22	1:B:79:PHE:CD2	2.18	0.78
1:C:65:THR:HG21	1:C:143:ILE:HG12	1.65	0.78
1:B:177:LEU:HD21	1:B:181:TYR:HE1	1.48	0.77
1:D:239:VAL:O	1:D:239:VAL:HG23	1.82	0.77
1:D:47:VAL:HG22	1:D:51:LEU:HD21	1.66	0.77
1:D:109:VAL:O	1:D:110:LEU:HD23	1.84	0.77
1:A:313:MET:HE2	1:A:313:MET:HA	1.67	0.77
1:C:256:ASP:HA	1:C:259:ILE:HD12	1.67	0.77
1:C:331:LEU:HD23	1:C:334:MET:CE	2.15	0.76
1:C:194:VAL:HG12	1:C:194:VAL:O	1.84	0.76
1:E:76:VAL:HG13	1:E:80:PHE:CD2	2.20	0.76
1:C:299:THR:HG21	1:C:345:PHE:CZ	2.20	0.76
1:B:131:LEU:HD12	1:B:135:CYS:O	1.85	0.75

Continued on next page...

Continued from previous page...

Atom-1	Atom-2	Interatomic distance (Å)	Clash overlap (Å)
1:E:165:ARG:HH12	1:E:243:ILE:HD13	1.51	0.75
1:C:310:ILE:O	1:C:313:MET:HG2	1.87	0.75
1:B:222:ALA:HB2	1:B:265:VAL:HG11	1.69	0.74
1:E:215:LYS:O	1:E:219:VAL:HG23	1.88	0.74
1:A:331:LEU:HA	1:A:334:MET:HE2	1.68	0.74
1:D:128:SER:O	1:D:129:LEU:HD23	1.87	0.74
1:C:99:VAL:CG2	1:C:231:VAL:HG13	2.17	0.74
1:A:70:THR:HG22	1:A:91:LEU:HD22	1.68	0.74
1:E:296:ILE:HG22	1:E:345:PHE:CE1	2.23	0.74
1:D:61:TRP:HB2	1:D:169:LEU:HD21	1.69	0.73
1:D:31:VAL:HG22	1:D:62:ILE:HG12	1.70	0.73
1:D:169:LEU:HD12	1:D:169:LEU:O	1.89	0.73
1:C:83:HIS:NE2	1:C:85:LEU:HD12	2.04	0.72
1:C:243:ILE:HD12	1:C:246:GLU:CB	2.18	0.72
1:D:255:TYR:O	1:D:258:THR:HB	1.90	0.72
1:D:177:LEU:HD21	1:D:181:TYR:CE1	2.24	0.72
1:B:29:ILE:HB	1:B:44:THR:HG23	1.71	0.72
1:A:174:ILE:HG21	1:A:232:LEU:HD21	1.71	0.72
1:B:242:LEU:CD2	1:B:251:PHE:HE1	2.03	0.72
1:D:243:ILE:HD12	1:D:246:GLU:HB3	1.72	0.72
1:D:331:LEU:HD23	1:D:334:MET:HE3	1.72	0.72
1:D:165:ARG:NH1	1:D:243:ILE:HD13	2.04	0.71
1:A:67:ILE:HD11	1:A:93:VAL:CG1	2.20	0.71
1:B:245:LYS:O	1:B:246:GLU:HB2	1.89	0.71
1:A:65:THR:HG21	1:A:143:ILE:HD13	1.71	0.71
1:E:122:LEU:HD22	1:E:217:ASN:HD22	1.56	0.71
1:E:239:VAL:HG23	1:E:239:VAL:O	1.91	0.71
1:A:269:ARG:NH1	1:E:270:ASP:OD1	2.23	0.70
1:D:99:VAL:CG2	1:D:231:VAL:CG1	2.57	0.70
1:A:36:ILE:HD13	1:A:163:LYS:HG3	1.73	0.70
1:B:83:HIS:ND1	1:B:84:PRO:HD2	2.07	0.70
1:B:110:LEU:CD1	1:B:177:LEU:HD13	2.22	0.70
1:D:297:ILE:HG22	1:D:298:ALA:N	2.07	0.70
1:B:70:THR:HG22	1:B:91:LEU:HD22	1.74	0.69
1:B:65:THR:HG21	1:B:143:ILE:HD13	1.74	0.69
1:B:177:LEU:HD21	1:B:181:TYR:CE1	2.28	0.69
1:C:296:ILE:HD12	1:C:297:ILE:N	2.07	0.69
1:E:331:LEU:HD23	1:E:334:MET:HE3	1.73	0.69
1:B:61:TRP:CD1	1:B:61:TRP:C	2.70	0.69
1:B:99:VAL:HG22	1:B:231:VAL:HG13	1.71	0.69
1:B:347:LYS:O	1:B:348:LYS:HB2	1.92	0.69

Continued on next page...

Continued from previous page...

Atom-1	Atom-2	Interatomic distance (Å)	Clash overlap (Å)
1:B:82:ILE:HD13	1:B:130:ILE:HD13	1.73	0.69
1:D:170:LEU:O	1:D:171:TYR:C	2.35	0.69
1:B:295:THR:HG23	1:C:294:LEU:HG	1.74	0.69
1:E:84:PRO:HA	1:E:87:LEU:HD12	1.75	0.68
1:E:130:ILE:HB	1:E:137:LEU:HD12	1.74	0.68
1:D:177:LEU:C	1:D:177:LEU:HD23	2.18	0.68
1:B:106:VAL:O	1:B:130:ILE:HG23	1.92	0.68
1:A:313:MET:CE	1:B:308:ALA:O	2.42	0.68
1:B:313:MET:CE	1:C:311:TYR:HB2	2.24	0.68
1:D:331:LEU:HD23	1:D:334:MET:HE2	1.76	0.68
1:D:335:GLY:O	1:D:339:VAL:HG23	1.94	0.68
1:C:225:ILE:HD12	1:C:265:VAL:HG21	1.74	0.67
1:B:242:LEU:CD2	1:B:251:PHE:CE1	2.76	0.67
1:B:65:THR:HG21	1:B:143:ILE:CD1	2.25	0.67
1:C:215:LYS:O	1:C:219:VAL:HG23	1.95	0.67
1:B:299:THR:HA	1:C:297:ILE:HG21	1.76	0.67
1:C:63:ASN:OD1	1:C:138:MET:HE2	1.94	0.67
1:B:47:VAL:O	1:B:50:VAL:HG22	1.94	0.67
1:D:296:ILE:HA	1:D:299:THR:CG2	2.24	0.67
1:D:177:LEU:CD2	1:D:181:TYR:HE1	2.06	0.67
1:D:334:MET:O	1:D:338:ALA:HB2	1.94	0.66
1:E:256:ASP:HA	1:E:259:ILE:HD12	1.77	0.66
1:E:333:VAL:O	1:E:337:ILE:HG23	1.95	0.66
1:B:110:LEU:HD13	1:B:177:LEU:HD13	1.77	0.66
1:E:296:ILE:HA	1:E:299:THR:HG22	1.77	0.66
1:B:36:ILE:HG23	1:B:37:GLU:HG3	1.77	0.66
1:C:165:ARG:HH12	1:C:243:ILE:HD13	1.60	0.66
1:B:313:MET:CE	1:C:308:ALA:O	2.44	0.66
1:C:138:MET:HE3	1:C:140:GLN:HE21	1.59	0.66
1:D:84:PRO:HA	1:D:87:LEU:HD12	1.78	0.66
1:D:33:ASN:ND2	1:D:59:PRO:O	2.29	0.66
1:B:130:ILE:HB	1:B:137:LEU:HD12	1.77	0.66
1:B:242:LEU:O	1:B:244:GLU:N	2.29	0.66
1:B:240:PRO:HB2	1:B:241:PRO:HD3	1.77	0.65
1:B:291:MET:HE1	1:C:294:LEU:HD12	1.78	0.65
1:D:239:VAL:HG11	1:D:248:VAL:HG23	1.79	0.65
1:B:173:LEU:O	1:B:176:ALA:HB3	1.96	0.65
1:E:296:ILE:CD1	1:E:297:ILE:HD12	2.26	0.65
1:D:136:VAL:HG11	1:D:173:LEU:CD1	2.25	0.65
1:B:166:ALA:O	1:B:169:LEU:HB3	1.95	0.65
1:D:291:MET:HE1	1:E:291:MET:HG2	1.78	0.65

Continued on next page...

Continued from previous page...

Atom-1	Atom-2	Interatomic distance (Å)	Clash overlap (Å)
1:E:184:LEU:O	1:E:188:ILE:HD12	1.96	0.65
1:D:313:MET:HE2	1:D:313:MET:HA	1.77	0.65
1:D:195:LEU:HD21	1:D:211:THR:HA	1.77	0.65
1:B:195:LEU:O	1:B:199:VAL:HG23	1.97	0.65
1:E:61:TRP:HB2	1:E:169:LEU:HD21	1.79	0.65
1:D:242:LEU:O	1:D:243:ILE:C	2.40	0.64
1:A:87:LEU:HD23	1:A:90:ILE:HD12	1.80	0.64
1:B:27:PHE:CZ	1:B:72:VAL:HG21	2.33	0.64
1:B:86:VAL:HG13	1:B:107:PHE:CE2	2.30	0.64
1:B:131:LEU:HD11	1:B:166:ALA:HB1	1.79	0.64
1:C:328:PRO:HA	1:C:331:LEU:HD12	1.78	0.64
1:D:178:VAL:HG21	1:D:254:VAL:CG1	2.26	0.64
1:D:296:ILE:HG22	1:D:345:PHE:CZ	2.32	0.64
1:B:247:THR:HA	1:B:250:TYR:HD2	1.60	0.64
1:C:221:LEU:HD23	1:C:265:VAL:HG22	1.78	0.64
1:A:27:PHE:CD1	1:A:69:ARG:HG3	2.33	0.64
1:A:313:MET:HE1	1:B:308:ALA:O	1.98	0.64
1:E:195:LEU:O	1:E:199:VAL:HG23	1.97	0.64
1:A:56:SER:O	1:A:134:ASN:ND2	2.30	0.64
1:A:63:ASN:CG	1:A:138:MET:HE3	2.22	0.64
1:B:112:MET:HE2	1:B:127:VAL:CG2	2.25	0.64
1:D:331:LEU:CD2	1:D:334:MET:CE	2.74	0.64
1:A:36:ILE:CD1	1:A:163:LYS:HG3	2.28	0.63
1:B:83:HIS:HE2	1:B:85:LEU:HD12	1.62	0.63
1:D:299:THR:HA	1:E:297:ILE:HG21	1.80	0.63
1:E:29:ILE:CG2	1:E:50:VAL:HG11	2.29	0.63
1:A:209:GLN:HG2	1:E:200:LEU:HD22	1.81	0.63
1:E:65:THR:HG21	1:E:143:ILE:CD1	2.29	0.63
1:A:61:TRP:HB2	1:A:169:LEU:HD21	1.80	0.63
1:B:278:VAL:HA	1:C:276:LEU:HD21	1.81	0.63
1:C:333:VAL:HA	1:C:336:VAL:HB	1.80	0.63
1:A:65:THR:HG21	1:A:143:ILE:CD1	2.28	0.62
1:A:177:LEU:O	1:A:180:ASP:HB3	1.98	0.62
1:B:313:MET:HE3	1:C:308:ALA:O	1.99	0.62
1:B:87:LEU:HA	1:B:90:ILE:HD12	1.81	0.62
1:D:267:THR:HG22	1:D:268:PHE:N	2.13	0.62
1:E:122:LEU:HD22	1:E:217:ASN:ND2	2.15	0.62
1:A:185:LEU:HD11	1:A:261:ILE:HG23	1.79	0.62
1:E:185:LEU:O	1:E:186:GLU:C	2.42	0.62
1:A:150:VAL:HG11	1:A:173:LEU:HD23	1.81	0.62
1:A:331:LEU:HD23	1:A:334:MET:HE2	1.81	0.62

Continued on next page...

Continued from previous page...

Atom-1	Atom-2	Interatomic distance (Å)	Clash overlap (Å)
1:D:171:TYR:O	1:D:172:SER:C	2.41	0.61
1:B:211:THR:HG23	1:B:275:LEU:HD23	1.82	0.61
1:D:296:ILE:CA	1:D:299:THR:HG22	2.28	0.61
1:E:242:LEU:O	1:E:243:ILE:C	2.42	0.61
1:B:222:ALA:HA	1:B:225:ILE:HD12	1.83	0.61
1:E:97:PRO:HB3	1:E:228:LEU:HD12	1.83	0.61
1:B:113:PHE:CE1	1:B:124:SER:HB3	2.35	0.61
1:E:26:ASP:N	1:E:68:HIS:HE2	1.99	0.61
1:C:332:ALA:O	1:C:336:VAL:HG23	2.00	0.61
1:E:199:VAL:HG13	1:E:279:TYR:HB2	1.82	0.61
1:E:232:LEU:HD11	1:E:254:VAL:HG12	1.82	0.61
1:B:185:LEU:HD11	1:B:261:ILE:HG23	1.83	0.60
1:B:298:ALA:CB	1:C:294:LEU:HD21	2.30	0.60
1:A:201:GLU:C	1:A:203:PRO:HD3	2.27	0.60
1:D:199:VAL:HG13	1:D:279:TYR:CB	2.30	0.60
1:A:80:PHE:CZ	1:A:137:LEU:HD21	2.36	0.60
1:C:218:LEU:HD23	1:C:269:ARG:HA	1.83	0.60
1:A:235:LEU:HD23	1:A:251:PHE:CE2	2.37	0.60
1:A:289:GLU:O	1:A:293:VAL:HG23	2.00	0.60
1:B:119:LEU:O	1:B:120:HIS:C	2.44	0.60
1:B:242:LEU:HD21	1:B:251:PHE:CZ	2.37	0.60
1:D:227:PRO:O	1:D:228:LEU:C	2.41	0.60
1:A:165:ARG:HH12	1:A:243:ILE:HD13	1.67	0.60
1:A:299:THR:HG23	1:A:300:ILE:HG23	1.82	0.60
1:C:83:HIS:ND1	1:C:84:PRO:HD2	2.17	0.60
1:E:240:PRO:HB2	1:E:241:PRO:HD3	1.84	0.60
1:C:99:VAL:HG22	1:C:231:VAL:HG13	1.82	0.60
1:A:63:ASN:HB2	1:A:138:MET:HE2	1.84	0.60
1:C:240:PRO:HB2	1:C:241:PRO:CD	2.32	0.60
1:E:232:LEU:CD1	1:E:254:VAL:HG12	2.31	0.60
1:A:301:PHE:O	1:A:305:THR:OG1	2.10	0.59
1:E:240:PRO:HB2	1:E:241:PRO:CD	2.32	0.59
1:B:310:ILE:O	1:B:313:MET:HG2	2.03	0.59
1:C:313:MET:HE2	1:C:313:MET:CA	2.32	0.59
1:A:64:ILE:HD12	1:A:139:PHE:CE1	2.37	0.59
1:A:110:LEU:HD22	1:A:228:LEU:HD13	1.83	0.59
1:E:171:TYR:HE1	1:E:254:VAL:HG23	1.67	0.59
1:B:261:ILE:O	1:B:265:VAL:HG23	2.01	0.59
1:B:297:ILE:HG22	1:B:298:ALA:N	2.16	0.59
1:C:311:TYR:HE2	1:C:330:VAL:HG21	1.68	0.59
1:C:313:MET:HE2	1:C:313:MET:HA	1.84	0.59

Continued on next page...

Continued from previous page...

Atom-1	Atom-2	Interatomic distance (Å)	Clash overlap (Å)
1:D:184:LEU:O	1:D:188:ILE:CD1	2.51	0.59
1:C:148:ASP:N	1:C:149:PRO:HD2	2.17	0.59
1:C:267:THR:HG22	1:C:268:PHE:N	2.17	0.59
1:A:339:VAL:HA	1:A:342:VAL:HG23	1.85	0.59
1:C:296:ILE:HA	1:C:299:THR:CG2	2.30	0.59
1:E:192:ILE:O	1:E:193:ASP:C	2.46	0.59
1:B:238:ASP:O	1:B:239:VAL:HG22	2.03	0.58
1:E:231:VAL:O	1:E:235:LEU:HD13	2.03	0.58
1:A:200:LEU:HD22	1:B:209:GLN:CG	2.32	0.58
1:B:201:GLU:C	1:B:203:PRO:HD3	2.28	0.58
1:E:268:PHE:O	1:E:272:VAL:HG23	2.03	0.58
1:B:296:ILE:HD12	1:B:296:ILE:C	2.28	0.58
1:C:222:ALA:HB2	1:C:265:VAL:CG1	2.20	0.58
1:B:292:LYS:HZ2	1:B:349:LYS:C	2.12	0.58
1:B:313:MET:HE1	1:C:311:TYR:HB2	1.86	0.58
1:D:245:LYS:O	1:D:246:GLU:HG2	2.03	0.58
1:D:299:THR:HG21	1:D:345:PHE:CZ	2.38	0.58
1:E:66:GLY:HA2	1:E:141:GLU:O	2.03	0.58
1:A:291:MET:HB3	1:B:290:VAL:HG11	1.85	0.58
1:C:97:PRO:HA	1:C:109:VAL:O	2.03	0.58
1:A:115:TYR:OH	1:A:120:HIS:HA	2.04	0.58
1:B:65:THR:HG21	1:B:143:ILE:CG1	2.33	0.58
1:E:296:ILE:HD12	1:E:297:ILE:HD12	1.85	0.58
1:A:110:LEU:HD22	1:A:228:LEU:CD1	2.34	0.58
1:B:99:VAL:HG22	1:B:231:VAL:CG1	2.29	0.58
1:B:138:MET:SD	1:B:147:PHE:CE2	2.97	0.57
1:C:60:THR:CG2	1:C:61:TRP:N	2.66	0.57
1:C:165:ARG:NH1	1:C:243:ILE:HD13	2.18	0.57
1:C:260:GLN:HA	1:D:96:ARG:HH21	1.69	0.57
1:D:330:VAL:O	1:D:334:MET:HG3	2.04	0.57
1:B:178:VAL:HG21	1:B:254:VAL:HG12	1.86	0.57
1:D:82:ILE:HG22	1:D:87:LEU:HG	1.86	0.57
1:D:122:LEU:CD2	1:D:217:ASN:HD22	2.15	0.57
1:B:238:ASP:C	1:B:239:VAL:HG22	2.29	0.57
1:B:240:PRO:CB	1:B:241:PRO:CD	2.82	0.57
1:E:252:ARG:O	1:E:255:TYR:HB3	2.04	0.57
1:E:313:MET:HA	1:E:313:MET:HE2	1.87	0.57
1:A:171:TYR:CE1	1:A:250:TYR:HB3	2.40	0.57
1:D:225:ILE:HD13	1:D:261:ILE:CG2	2.34	0.57
1:D:306:PHE:CD1	1:D:307:ILE:HG23	2.40	0.57
1:E:77:GLY:CA	1:E:87:LEU:HD21	2.34	0.57

Continued on next page...

Continued from previous page...

Atom-1	Atom-2	Interatomic distance (Å)	Clash overlap (Å)
1:A:31:VAL:HG22	1:A:62:ILE:HG23	1.87	0.57
1:B:177:LEU:CD2	1:B:181:TYR:HE1	2.17	0.57
1:B:248:VAL:HG12	1:B:249:PRO:CD	2.35	0.57
1:E:185:LEU:HA	1:E:188:ILE:HD12	1.86	0.57
1:E:329:VAL:O	1:E:333:VAL:HG23	2.05	0.57
1:E:118:ASN:OD1	1:E:119:LEU:N	2.37	0.57
1:B:169:LEU:O	1:B:172:SER:N	2.38	0.56
1:E:225:ILE:HD12	1:E:265:VAL:HG21	1.87	0.56
1:E:165:ARG:NH1	1:E:243:ILE:HD13	2.19	0.56
1:C:240:PRO:HB2	1:C:241:PRO:HD3	1.87	0.56
1:A:112:MET:SD	1:A:146:VAL:HG13	2.46	0.56
1:B:234:SER:O	1:B:238:ASP:HB2	2.05	0.56
1:D:71:ASP:OD1	1:D:71:ASP:N	2.39	0.56
1:D:297:ILE:CG2	1:D:298:ALA:N	2.68	0.56
1:D:47:VAL:HB	1:D:72:VAL:HG13	1.88	0.56
1:D:118:ASN:O	1:D:120:HIS:CE1	2.59	0.56
1:E:235:LEU:HD23	1:E:251:PHE:CD2	2.41	0.56
1:D:48:GLU:OE2	1:D:75:ARG:NE	2.38	0.56
1:B:138:MET:HE3	1:B:140:GLN:HE21	1.71	0.56
1:B:247:THR:HG22	1:B:250:TYR:HB2	1.87	0.56
1:C:336:VAL:O	1:C:340:ILE:HG23	2.06	0.56
1:C:201:GLU:C	1:C:203:PRO:HD3	2.31	0.55
1:A:63:ASN:HB2	1:A:138:MET:CE	2.35	0.55
1:B:248:VAL:HG12	1:B:249:PRO:HD3	1.87	0.55
1:D:229:ARG:HA	1:D:258:THR:CG2	2.36	0.55
1:E:109:VAL:O	1:E:110:LEU:HD23	2.05	0.55
1:E:225:ILE:CD1	1:E:265:VAL:HG21	2.37	0.55
1:A:331:LEU:HD23	1:A:334:MET:CE	2.36	0.55
1:B:83:HIS:NE2	1:B:85:LEU:HD12	2.21	0.55
1:B:185:LEU:HD11	1:B:261:ILE:CG2	2.35	0.55
1:C:113:PHE:CE1	1:C:124:SER:HB3	2.40	0.55
1:C:302:MET:HE1	1:D:298:ALA:HA	1.88	0.55
1:B:65:THR:HG21	1:B:143:ILE:HG12	1.88	0.55
1:D:165:ARG:NH1	1:D:243:ILE:HG21	2.20	0.55
1:B:229:ARG:HH11	1:B:259:ILE:HG23	1.71	0.55
1:C:147:PHE:O	1:C:151:ARG:HG3	2.07	0.55
1:C:295:THR:CG2	1:D:293:VAL:HG11	2.36	0.55
1:D:138:MET:C	1:D:139:PHE:CD2	2.85	0.55
1:A:117:LYS:O	1:A:119:LEU:N	2.39	0.55
1:B:300:ILE:HG22	1:B:341:MET:HG3	1.89	0.55
1:B:335:GLY:O	1:B:339:VAL:HG23	2.06	0.55

Continued on next page...

Continued from previous page...

Atom-1	Atom-2	Interatomic distance (Å)	Clash overlap (Å)
1:A:248:VAL:N	1:A:249:PRO:HD2	2.22	0.55
1:C:36:ILE:HG23	1:C:37:GLU:HG3	1.88	0.55
1:E:61:TRP:HZ2	1:E:138:MET:HE1	1.72	0.55
1:E:306:PHE:HD1	1:E:307:ILE:HG23	1.72	0.55
1:A:66:GLY:N	1:A:140:GLN:O	2.40	0.55
1:D:240:PRO:HB2	1:D:241:PRO:CD	2.36	0.55
1:A:70:THR:HG22	1:A:91:LEU:CD2	2.37	0.55
1:C:194:VAL:O	1:C:194:VAL:CG1	2.54	0.55
1:D:275:LEU:O	1:D:278:VAL:N	2.37	0.55
1:D:296:ILE:O	1:D:299:THR:HG22	2.07	0.55
1:E:221:LEU:O	1:E:222:ALA:C	2.50	0.55
1:A:47:VAL:HG21	1:A:72:VAL:CG1	2.33	0.55
1:C:63:ASN:HA	1:C:138:MET:HB3	1.89	0.55
1:E:338:ALA:O	1:E:342:VAL:HG23	2.06	0.55
1:D:225:ILE:HD13	1:D:261:ILE:HG22	1.89	0.54
1:E:147:PHE:O	1:E:148:ASP:C	2.50	0.54
1:C:200:LEU:HD22	1:D:209:GLN:HG3	1.88	0.54
1:C:295:THR:HG21	1:D:293:VAL:HG11	1.89	0.54
1:B:136:VAL:HG11	1:B:173:LEU:CD1	2.37	0.54
1:E:51:LEU:CD2	1:E:76:VAL:HG22	2.36	0.54
1:B:296:ILE:HA	1:B:299:THR:HG22	1.90	0.54
1:C:302:MET:HE3	1:D:301:PHE:HB2	1.88	0.54
1:D:229:ARG:HA	1:D:258:THR:HG21	1.89	0.54
1:D:296:ILE:HD12	1:D:297:ILE:N	2.22	0.54
1:D:313:MET:CE	1:E:308:ALA:O	2.42	0.54
1:C:296:ILE:O	1:C:299:THR:HG22	2.07	0.54
1:A:239:VAL:HG12	1:A:242:LEU:CD1	2.37	0.54
1:D:83:HIS:ND1	1:D:84:PRO:HD2	2.23	0.54
1:B:131:LEU:HD13	1:B:136:VAL:CG2	2.38	0.54
1:B:225:ILE:CG2	1:B:262:ALA:HB2	2.38	0.54
1:B:263:ASP:CB	1:C:96:ARG:NH2	2.70	0.54
1:C:130:ILE:CB	1:C:137:LEU:HD12	2.35	0.54
1:E:47:VAL:HB	1:E:72:VAL:HG13	1.88	0.54
1:A:36:ILE:HD13	1:A:163:LYS:CG	2.38	0.54
1:A:87:LEU:HD23	1:A:90:ILE:CD1	2.38	0.54
1:B:225:ILE:HG22	1:B:262:ALA:HB2	1.89	0.54
1:C:188:ILE:HG23	1:C:214:LEU:HD11	1.89	0.54
1:D:110:LEU:HD13	1:D:177:LEU:HD13	1.90	0.54
1:D:272:VAL:O	1:D:275:LEU:N	2.37	0.54
1:C:93:VAL:HG23	1:C:94:HIS:CE1	2.42	0.54
1:D:214:LEU:O	1:D:215:LYS:C	2.50	0.53

Continued on next page...

Continued from previous page...

Atom-1	Atom-2	Interatomic distance (Å)	Clash overlap (Å)
1:A:148:ASP:O	1:A:152:GLU:HG2	2.08	0.53
1:A:190:ASP:O	1:A:194:VAL:HG23	2.09	0.53
1:D:148:ASP:N	1:D:149:PRO:HD2	2.23	0.53
1:D:215:LYS:O	1:D:219:VAL:HG23	2.09	0.53
1:A:209:GLN:CG	1:E:200:LEU:HD22	2.39	0.53
1:D:122:LEU:HD21	1:D:220:GLU:OE1	2.07	0.53
1:D:260:GLN:HE22	1:E:95:GLN:HA	1.73	0.53
1:E:227:PRO:O	1:E:230:GLU:N	2.42	0.53
1:A:77:GLY:HA3	1:A:87:LEU:HD11	1.90	0.53
1:C:260:GLN:O	1:C:263:ASP:HB2	2.08	0.53
1:D:51:LEU:N	1:D:52:PRO:HD2	2.24	0.53
1:D:248:VAL:HG12	1:D:249:PRO:CD	2.38	0.53
1:E:109:VAL:HG11	1:E:126:GLN:OE1	2.09	0.53
1:A:294:LEU:CD2	1:B:294:LEU:HD11	2.38	0.53
1:C:36:ILE:HD13	1:C:163:LYS:HG3	1.91	0.53
1:D:32:MET:HE2	1:D:154:ILE:HG21	1.90	0.53
1:E:64:ILE:CD1	1:E:139:PHE:CE1	2.89	0.53
1:C:102:PHE:CG	1:C:105:TYR:CE1	2.97	0.53
1:C:148:ASP:O	1:C:152:GLU:HG2	2.08	0.53
1:C:211:THR:CG2	1:C:276:LEU:HD13	2.31	0.53
1:D:177:LEU:CD2	1:D:181:TYR:CE1	2.86	0.53
1:E:300:ILE:O	1:E:304:LEU:HD12	2.09	0.53
1:A:83:HIS:ND1	1:A:84:PRO:HD2	2.24	0.53
1:B:167:ASP:O	1:B:168:TYR:C	2.51	0.53
1:B:216:ARG:O	1:B:219:VAL:HB	2.08	0.53
1:C:296:ILE:CA	1:C:299:THR:HG22	2.35	0.53
1:D:239:VAL:O	1:D:239:VAL:CG2	2.53	0.53
1:E:197:GLU:O	1:E:198:GLU:C	2.52	0.53
1:A:36:ILE:HD13	1:A:163:LYS:HA	1.91	0.53
1:A:199:VAL:HG13	1:A:279:TYR:HA	1.91	0.53
1:B:222:ALA:HB2	1:B:265:VAL:CG1	2.37	0.53
1:B:110:LEU:HD12	1:B:177:LEU:HD13	1.90	0.52
1:C:313:MET:CE	1:D:308:ALA:HB1	2.40	0.52
1:D:188:ILE:O	1:D:189:ASP:C	2.52	0.52
1:C:93:VAL:HG23	1:C:94:HIS:NE2	2.24	0.52
1:E:60:THR:HG22	1:E:61:TRP:N	2.25	0.52
1:B:67:ILE:HG23	1:B:140:GLN:O	2.09	0.52
1:D:178:VAL:HG21	1:D:254:VAL:HG12	1.90	0.52
1:C:229:ARG:HG3	1:C:258:THR:HG23	1.91	0.52
1:C:311:TYR:CE2	1:C:330:VAL:HG21	2.45	0.52
1:B:102:PHE:O	1:B:103:GLU:C	2.53	0.52

Continued on next page...

Continued from previous page...

Atom-1	Atom-2	Interatomic distance (Å)	Clash overlap (Å)
1:B:178:VAL:HG21	1:B:254:VAL:CG1	2.39	0.52
1:C:183:VAL:HG13	1:C:186:GLU:OE2	2.09	0.52
1:C:313:MET:HE2	1:C:313:MET:N	2.25	0.52
1:A:307:ILE:O	1:A:310:ILE:HG12	2.09	0.52
1:C:185:LEU:HD11	1:C:261:ILE:HD13	1.92	0.52
1:D:132:THR:O	1:D:132:THR:HG23	2.10	0.52
1:D:169:LEU:HD12	1:D:169:LEU:C	2.34	0.52
1:D:250:TYR:O	1:D:254:VAL:HG23	2.10	0.52
1:E:296:ILE:HD11	1:E:297:ILE:HD12	1.91	0.52
1:E:307:ILE:HA	1:E:310:ILE:HD13	1.91	0.52
1:A:47:VAL:HG22	1:A:47:VAL:O	2.09	0.52
1:B:177:LEU:HD23	1:B:177:LEU:C	2.35	0.52
1:D:248:VAL:HG12	1:D:249:PRO:HD3	1.92	0.52
1:B:200:LEU:CD2	1:C:209:GLN:HG3	2.39	0.52
1:B:229:ARG:NH1	1:B:259:ILE:HG23	2.25	0.52
1:B:182:PHE:CA	1:B:185:LEU:HD12	2.32	0.52
1:D:240:PRO:HB2	1:D:241:PRO:HD3	1.91	0.52
1:D:304:LEU:HD23	1:D:307:ILE:HD11	1.91	0.52
1:A:232:LEU:HD13	1:A:254:VAL:HG12	1.91	0.51
1:B:77:GLY:HA3	1:B:87:LEU:HD21	1.92	0.51
1:C:99:VAL:HG21	1:C:235:LEU:CD1	2.40	0.51
1:D:89:ASP:O	1:D:90:ILE:C	2.53	0.51
1:E:77:GLY:HA3	1:E:87:LEU:HD21	1.90	0.51
1:E:78:GLU:O	1:E:81:GLY:N	2.40	0.51
1:A:26:ASP:O	1:A:68:HIS:NE2	2.36	0.51
1:C:302:MET:HB2	1:C:303:PRO:CD	2.40	0.51
1:D:197:GLU:O	1:D:200:LEU:HD12	2.10	0.51
1:E:117:LYS:O	1:E:118:ASN:HB3	2.10	0.51
1:A:242:LEU:HD22	1:A:251:PHE:CE1	2.45	0.51
1:B:112:MET:CE	1:B:127:VAL:HG21	2.35	0.51
1:A:298:ALA:O	1:A:299:THR:C	2.53	0.51
1:B:200:LEU:HD22	1:C:209:GLN:HG3	1.93	0.51
1:D:244:GLU:O	1:D:246:GLU:N	2.43	0.51
1:B:311:TYR:HE2	1:B:330:VAL:HG21	1.74	0.51
1:A:77:GLY:HA3	1:A:87:LEU:CD1	2.40	0.51
1:A:263:ASP:O	1:A:264:THR:C	2.54	0.51
1:E:182:PHE:HA	1:E:185:LEU:HD12	1.91	0.51
1:A:299:THR:HG21	1:A:345:PHE:CE1	2.46	0.51
1:D:119:LEU:HD12	1:D:119:LEU:O	2.11	0.51
1:B:51:LEU:HD22	1:B:79:PHE:CG	2.45	0.51
1:B:222:ALA:CB	1:B:265:VAL:HG11	2.40	0.51

Continued on next page...

Continued from previous page...

Atom-1	Atom-2	Interatomic distance (Å)	Clash overlap (Å)
1:B:299:THR:HG21	1:B:345:PHE:CZ	2.46	0.51
1:C:242:LEU:HD22	1:C:251:PHE:CE1	2.46	0.51
1:D:272:VAL:O	1:D:275:LEU:HB2	2.10	0.51
1:E:184:LEU:HD12	1:E:184:LEU:C	2.32	0.51
1:A:294:LEU:HD21	1:B:294:LEU:HD11	1.92	0.50
1:B:238:ASP:O	1:B:239:VAL:O	2.29	0.50
1:C:28:GLU:OE2	1:C:143:ILE:HD11	2.11	0.50
1:C:299:THR:HG21	1:C:345:PHE:HZ	1.72	0.50
1:D:66:GLY:N	1:D:140:GLN:O	2.44	0.50
1:D:88:GLU:O	1:D:89:ASP:C	2.54	0.50
1:D:263:ASP:O	1:D:264:THR:C	2.54	0.50
1:B:299:THR:HG23	1:B:300:ILE:HG23	1.92	0.50
1:A:61:TRP:HB2	1:A:169:LEU:CD2	2.41	0.50
1:A:82:ILE:HD13	1:A:130:ILE:CD1	2.41	0.50
1:A:101:PHE:CD1	1:A:106:VAL:HG13	2.47	0.50
1:B:171:TYR:CD2	1:B:172:SER:N	2.79	0.50
1:D:63:ASN:C	1:D:63:ASN:OD1	2.55	0.50
1:D:291:MET:CE	1:E:291:MET:HG2	2.40	0.50
1:D:331:LEU:CD2	1:D:334:MET:HE2	2.41	0.50
1:A:229:ARG:HG3	1:A:258:THR:HG23	1.92	0.50
1:B:46:ASP:OD1	1:B:46:ASP:C	2.54	0.50
1:B:292:LYS:NZ	1:B:349:LYS:C	2.69	0.50
1:A:47:VAL:CB	1:A:72:VAL:HG13	2.41	0.50
1:C:116:ASP:OD2	1:C:119:LEU:HB3	2.11	0.50
1:E:272:VAL:HG13	1:E:275:LEU:HD22	1.94	0.50
1:B:221:LEU:O	1:B:225:ILE:HD12	2.11	0.50
1:C:184:LEU:O	1:C:188:ILE:HD12	2.11	0.50
1:D:336:VAL:O	1:D:340:ILE:HG23	2.12	0.50
1:A:84:PRO:O	1:A:87:LEU:N	2.45	0.50
1:A:202:ARG:N	1:A:203:PRO:HD3	2.27	0.50
1:D:299:THR:HG21	1:D:345:PHE:HZ	1.76	0.50
1:C:87:LEU:HA	1:C:90:ILE:HD12	1.94	0.50
1:C:327:TYR:CZ	1:C:331:LEU:HD11	2.47	0.50
1:C:250:TYR:O	1:C:253:ASP:HB3	2.12	0.49
1:E:109:VAL:CG1	1:E:126:GLN:OE1	2.59	0.49
1:E:177:LEU:HD21	1:E:181:TYR:HE1	1.77	0.49
1:A:91:LEU:O	1:A:93:VAL:HG13	2.13	0.49
1:C:146:VAL:HG21	1:C:177:LEU:HA	1.94	0.49
1:D:36:ILE:CD1	1:D:163:LYS:CG	2.90	0.49
1:A:240:PRO:HB2	1:A:241:PRO:CD	2.42	0.49
1:C:99:VAL:HG21	1:C:235:LEU:HD13	1.93	0.49

Continued on next page...

Continued from previous page...

Atom-1	Atom-2	Interatomic distance (Å)	Clash overlap (Å)
1:C:261:ILE:O	1:C:262:ALA:C	2.55	0.49
1:A:105:TYR:HB3	1:A:132:THR:HB	1.94	0.49
1:A:228:LEU:O	1:A:231:VAL:HB	2.12	0.49
1:D:120:HIS:CE1	1:D:210:ARG:HG2	2.47	0.49
1:A:240:PRO:HB2	1:A:241:PRO:HD3	1.94	0.49
1:A:299:THR:CG2	1:A:300:ILE:HG23	2.43	0.49
1:B:164:LYS:HB3	1:B:168:TYR:CB	2.42	0.49
1:A:95:GLN:HA	1:E:260:GLN:HE22	1.78	0.49
1:B:298:ALA:HB1	1:C:294:LEU:HD21	1.95	0.49
1:A:171:TYR:CZ	1:A:250:TYR:HB3	2.48	0.49
1:E:182:PHE:O	1:E:183:VAL:C	2.54	0.49
1:A:165:ARG:NH1	1:A:243:ILE:HD13	2.27	0.49
1:B:62:ILE:O	1:B:138:MET:N	2.40	0.49
1:B:222:ALA:HA	1:B:225:ILE:CD1	2.43	0.49
1:B:274:GLY:HA3	1:C:215:LYS:HZ1	1.78	0.49
1:D:56:SER:O	1:D:134:ASN:ND2	2.44	0.49
1:D:314:ASN:N	1:D:314:ASN:HD22	2.11	0.49
1:E:185:LEU:O	1:E:188:ILE:N	2.46	0.49
1:E:336:VAL:O	1:E:340:ILE:HG23	2.13	0.49
1:A:235:LEU:HD23	1:A:251:PHE:CD2	2.48	0.48
1:A:308:ALA:HB1	1:E:309:GLY:O	2.13	0.48
1:B:90:ILE:HG22	1:B:90:ILE:O	2.12	0.48
1:B:257:HIS:O	1:B:260:GLN:HB3	2.13	0.48
1:D:31:VAL:HG12	1:D:32:MET:N	2.28	0.48
1:D:247:THR:O	1:D:248:VAL:C	2.56	0.48
1:B:82:ILE:CD1	1:B:130:ILE:HD13	2.42	0.48
1:C:219:VAL:HG22	1:C:269:ARG:HH11	1.77	0.48
1:D:167:ASP:OD1	1:D:168:TYR:N	2.46	0.48
1:D:296:ILE:HD12	1:D:296:ILE:C	2.38	0.48
1:A:175:ASP:OD1	1:A:254:VAL:HG22	2.13	0.48
1:A:268:PHE:O	1:A:269:ARG:C	2.56	0.48
1:B:242:LEU:HD22	1:B:251:PHE:HE1	1.75	0.48
1:C:343:VAL:HG12	1:C:343:VAL:O	2.13	0.48
1:D:99:VAL:HG23	1:D:231:VAL:CG1	2.34	0.48
1:D:168:TYR:O	1:D:169:LEU:C	2.52	0.48
1:E:213:GLN:O	1:E:214:LEU:C	2.54	0.48
1:A:129:LEU:HD23	1:A:138:MET:HA	1.96	0.48
1:B:165:ARG:O	1:B:166:ALA:C	2.56	0.48
1:B:244:GLU:O	1:B:245:LYS:C	2.56	0.48
1:C:310:ILE:HG22	1:D:308:ALA:CB	2.44	0.48
1:A:209:GLN:O	1:A:212:HIS:N	2.46	0.48

Continued on next page...

Continued from previous page...

Atom-1	Atom-2	Interatomic distance (Å)	Clash overlap (Å)
1:A:306:PHE:O	1:A:310:ILE:HG23	2.13	0.48
1:C:225:ILE:CD1	1:C:265:VAL:HG21	2.40	0.48
1:C:292:LYS:HZ3	1:C:349:LYS:HA	1.78	0.48
1:E:208:VAL:O	1:E:209:GLN:C	2.55	0.48
1:E:241:PRO:O	1:E:242:LEU:HG	2.14	0.48
1:A:232:LEU:HD23	1:A:235:LEU:CD2	2.35	0.48
1:B:180:ASP:O	1:B:183:VAL:HB	2.13	0.48
1:C:182:PHE:HA	1:C:185:LEU:HD12	1.95	0.48
1:E:69:ARG:O	1:E:73:VAL:HG23	2.13	0.48
1:B:294:LEU:CD2	1:B:294:LEU:O	2.62	0.48
1:C:299:THR:HG21	1:C:345:PHE:CE1	2.48	0.48
1:D:70:THR:HG22	1:D:91:LEU:HD22	1.94	0.48
1:D:165:ARG:HH11	1:D:243:ILE:HG21	1.77	0.48
1:D:178:VAL:HG11	1:D:257:HIS:HB2	1.96	0.48
1:A:51:LEU:HD21	1:A:76:VAL:HG22	1.95	0.48
1:A:221:LEU:C	1:A:225:ILE:HD12	2.37	0.48
1:A:232:LEU:CD2	1:A:235:LEU:HD22	2.35	0.48
1:A:297:ILE:HG21	1:E:299:THR:HA	1.96	0.48
1:D:36:ILE:CD1	1:D:163:LYS:HG3	2.43	0.48
1:D:177:LEU:C	1:D:177:LEU:CD2	2.87	0.48
1:A:177:LEU:C	1:A:177:LEU:HD23	2.38	0.48
1:A:347:LYS:O	1:A:348:LYS:CB	2.56	0.48
1:C:242:LEU:HD22	1:C:251:PHE:HE1	1.79	0.48
1:C:295:THR:CG2	1:D:293:VAL:CG1	2.92	0.48
1:E:99:VAL:CG2	1:E:231:VAL:HG12	2.41	0.48
1:E:306:PHE:CE2	1:E:310:ILE:HG21	2.49	0.48
1:E:306:PHE:CZ	1:E:310:ILE:HG21	2.49	0.48
1:A:239:VAL:CG1	1:A:248:VAL:HG22	2.36	0.48
1:B:225:ILE:HG21	1:B:262:ALA:HA	1.95	0.48
1:E:61:TRP:CZ2	1:E:138:MET:HE1	2.49	0.48
1:E:185:LEU:HD22	1:E:264:THR:HG21	1.95	0.48
1:E:227:PRO:O	1:E:228:LEU:C	2.57	0.48
1:A:177:LEU:O	1:A:180:ASP:CB	2.60	0.47
1:A:204:GLU:HG2	1:A:205:LYS:H	1.79	0.47
1:B:33:ASN:ND2	1:B:59:PRO:O	2.47	0.47
1:D:36:ILE:HG23	1:D:37:GLU:N	2.29	0.47
1:E:184:LEU:O	1:E:188:ILE:CD1	2.62	0.47
1:A:274:GLY:O	1:A:277:ASP:N	2.46	0.47
1:B:311:TYR:CE2	1:B:330:VAL:HG21	2.48	0.47
1:C:185:LEU:HD11	1:C:261:ILE:HG23	1.95	0.47
1:D:272:VAL:O	1:D:273:SER:C	2.57	0.47

Continued on next page...

Continued from previous page...

Atom-1	Atom-2	Interatomic distance (Å)	Clash overlap (Å)
1:B:313:MET:HE1	1:C:308:ALA:O	2.14	0.47
1:D:36:ILE:HD11	1:D:163:LYS:HG2	1.95	0.47
1:D:116:ASP:OD1	1:D:117:LYS:O	2.32	0.47
1:D:177:LEU:HD23	1:D:177:LEU:O	2.13	0.47
1:E:181:TYR:O	1:E:184:LEU:HB3	2.14	0.47
1:B:247:THR:O	1:B:250:TYR:N	2.47	0.47
1:D:47:VAL:CG2	1:D:51:LEU:HD21	2.39	0.47
1:B:221:LEU:C	1:B:225:ILE:HD12	2.40	0.47
1:C:99:VAL:HG11	1:C:235:LEU:HD11	1.95	0.47
1:C:296:ILE:HD12	1:C:296:ILE:C	2.39	0.47
1:B:84:PRO:O	1:B:85:LEU:C	2.58	0.47
1:C:167:ASP:HB2	1:C:242:LEU:CD2	2.36	0.47
1:A:161:ILE:HD12	1:A:172:SER:OG	2.15	0.47
1:A:332:ALA:O	1:A:336:VAL:HG23	2.15	0.47
1:B:274:GLY:CA	1:C:215:LYS:HZ1	2.27	0.47
1:B:278:VAL:HG13	1:C:208:VAL:HG12	1.96	0.47
1:B:307:ILE:CD1	1:B:334:MET:HG2	2.37	0.47
1:C:288:ASN:O	1:C:291:MET:HB2	2.15	0.47
1:D:44:THR:OG1	1:D:45:THR:N	2.47	0.47
1:D:232:LEU:HD13	1:D:258:THR:OG1	2.15	0.47
1:D:242:LEU:O	1:D:244:GLU:N	2.46	0.47
1:D:332:ALA:O	1:D:336:VAL:HG23	2.14	0.47
1:E:51:LEU:HD21	1:E:76:VAL:HG22	1.97	0.47
1:E:275:LEU:O	1:E:278:VAL:HB	2.14	0.47
1:E:307:ILE:HA	1:E:310:ILE:CD1	2.44	0.47
1:B:177:LEU:O	1:B:178:VAL:C	2.56	0.47
1:B:220:GLU:O	1:B:223:ALA:HB3	2.15	0.47
1:C:69:ARG:HB3	1:C:72:VAL:HG23	1.97	0.47
1:C:125:GLU:HG3	1:C:141:GLU:HB2	1.97	0.47
1:D:297:ILE:O	1:D:298:ALA:C	2.58	0.47
1:E:206:GLU:O	1:E:207:THR:C	2.56	0.47
1:B:171:TYR:CD2	1:B:171:TYR:C	2.92	0.47
1:B:36:ILE:HG23	1:B:37:GLU:N	2.30	0.47
1:B:61:TRP:CD1	1:B:61:TRP:O	2.68	0.47
1:C:254:VAL:O	1:C:257:HIS:N	2.48	0.47
1:E:111:LYS:O	1:E:177:LEU:HD11	2.14	0.47
1:E:293:VAL:HG12	1:E:294:LEU:N	2.30	0.47
1:B:240:PRO:HG2	1:B:241:PRO:HD2	1.97	0.46
1:B:295:THR:HG21	1:C:293:VAL:HG12	1.96	0.46
1:E:171:TYR:CE1	1:E:254:VAL:HG23	2.49	0.46
1:E:206:GLU:O	1:E:209:GLN:HB2	2.14	0.46

Continued on next page...

Continued from previous page...

Atom-1	Atom-2	Interatomic distance (Å)	Clash overlap (Å)
1:E:244:GLU:O	1:E:246:GLU:N	2.48	0.46
1:A:67:ILE:HD11	1:A:93:VAL:HG11	1.95	0.46
1:A:148:ASP:N	1:A:149:PRO:HD2	2.30	0.46
1:A:199:VAL:HG13	1:A:279:TYR:CA	2.45	0.46
1:A:299:THR:CG2	1:A:300:ILE:N	2.78	0.46
1:C:51:LEU:N	1:C:52:PRO:HD2	2.30	0.46
1:E:99:VAL:HG22	1:E:231:VAL:CG1	2.43	0.46
1:E:169:LEU:O	1:E:173:LEU:HD12	2.15	0.46
1:A:266:GLU:O	1:A:267:THR:C	2.58	0.46
1:A:292:LYS:O	1:A:293:VAL:C	2.57	0.46
1:C:221:LEU:CD2	1:C:265:VAL:HG22	2.45	0.46
1:C:296:ILE:CD1	1:C:297:ILE:HD12	2.45	0.46
1:E:112:MET:SD	1:E:146:VAL:HG22	2.55	0.46
1:B:296:ILE:HD12	1:B:297:ILE:HD12	1.98	0.46
1:C:200:LEU:HD22	1:D:209:GLN:CG	2.45	0.46
1:C:268:PHE:O	1:C:269:ARG:C	2.58	0.46
1:D:77:GLY:O	1:D:82:ILE:HB	2.15	0.46
1:D:172:SER:O	1:D:173:LEU:C	2.57	0.46
1:E:76:VAL:HG13	1:E:80:PHE:CE2	2.50	0.46
1:E:239:VAL:O	1:E:239:VAL:CG2	2.60	0.46
1:A:312:GLY:HA2	1:E:312:GLY:O	2.16	0.46
1:B:301:PHE:O	1:B:305:THR:OG1	2.32	0.46
1:D:86:VAL:O	1:D:89:ASP:HB2	2.15	0.46
1:E:304:LEU:HD23	1:E:307:ILE:CD1	2.26	0.46
1:A:47:VAL:CG2	1:A:76:VAL:HG23	2.46	0.46
1:A:59:PRO:HA	1:A:134:ASN:HB3	1.96	0.46
1:A:93:VAL:HB	1:A:141:GLU:OE2	2.15	0.46
1:B:86:VAL:O	1:B:87:LEU:C	2.59	0.46
1:B:292:LYS:HZ2	1:B:349:LYS:HA	1.80	0.46
1:D:44:THR:OG1	1:D:46:ASP:N	2.44	0.46
1:D:140:GLN:HE22	1:D:145:ASP:CB	2.28	0.46
1:D:247:THR:O	1:D:250:TYR:N	2.49	0.46
1:B:177:LEU:CD2	1:B:181:TYR:CE1	2.95	0.46
1:E:335:GLY:O	1:E:339:VAL:CG2	2.59	0.46
1:B:131:LEU:HD13	1:B:136:VAL:HG23	1.98	0.46
1:C:95:GLN:H	1:C:111:LYS:NZ	2.14	0.46
1:D:99:VAL:HG21	1:D:231:VAL:CG1	2.24	0.46
1:E:177:LEU:HD23	1:E:178:VAL:N	2.30	0.46
1:E:186:GLU:O	1:E:189:ASP:N	2.49	0.46
1:E:211:THR:HG23	1:E:275:LEU:HD23	1.96	0.46
1:B:296:ILE:HD12	1:B:297:ILE:N	2.30	0.46

Continued on next page...

Continued from previous page...

Atom-1	Atom-2	Interatomic distance (Å)	Clash overlap (Å)
1:B:313:MET:HA	1:B:313:MET:CE	2.33	0.46
1:D:31:VAL:HG21	1:D:50:VAL:HG12	1.97	0.46
1:E:56:SER:O	1:E:134:ASN:ND2	2.42	0.46
1:E:247:THR:HG22	1:E:251:PHE:CD1	2.50	0.46
1:B:279:TYR:O	1:B:283:VAL:HG23	2.15	0.46
1:E:175:ASP:O	1:E:176:ALA:C	2.59	0.46
1:A:231:VAL:HG12	1:A:232:LEU:N	2.30	0.45
1:A:306:PHE:CZ	1:A:310:ILE:HG21	2.51	0.45
1:B:106:VAL:HG12	1:B:107:PHE:N	2.31	0.45
1:C:30:GLU:HB3	1:C:63:ASN:HB3	1.99	0.45
1:C:179:ASP:O	1:C:182:PHE:HB2	2.16	0.45
1:C:199:VAL:HG13	1:C:279:TYR:CA	2.46	0.45
1:D:88:GLU:O	1:D:91:LEU:N	2.49	0.45
1:D:297:ILE:HG22	1:D:298:ALA:H	1.79	0.45
1:E:61:TRP:CZ2	1:E:173:LEU:HD21	2.51	0.45
1:B:238:ASP:O	1:B:239:VAL:CG2	2.64	0.45
1:D:177:LEU:O	1:D:178:VAL:C	2.57	0.45
1:C:218:LEU:HD21	1:C:272:VAL:HG21	1.98	0.45
1:D:296:ILE:C	1:D:299:THR:HG22	2.42	0.45
1:A:196:GLU:OE1	1:B:216:ARG:HD2	2.17	0.45
1:B:63:ASN:CG	1:B:138:MET:HE2	2.41	0.45
1:C:302:MET:CE	1:D:297:ILE:HG23	2.17	0.45
1:C:345:PHE:O	1:C:349:LYS:HB3	2.16	0.45
1:E:53:PHE:O	1:E:54:ARG:C	2.60	0.45
1:B:297:ILE:O	1:B:298:ALA:C	2.59	0.45
1:C:140:GLN:OE1	1:C:145:ASP:HB3	2.17	0.45
1:D:77:GLY:HA3	1:D:87:LEU:CD2	2.47	0.45
1:A:63:ASN:HA	1:A:138:MET:HB3	1.99	0.45
1:A:230:GLU:HA	1:A:230:GLU:OE1	2.16	0.45
1:C:32:MET:HE3	1:C:41:GLU:HB3	1.98	0.45
1:C:195:LEU:C	1:C:197:GLU:H	2.23	0.45
1:D:227:PRO:O	1:D:230:GLU:N	2.50	0.45
1:A:242:LEU:O	1:A:243:ILE:C	2.59	0.45
1:A:277:ASP:N	1:A:277:ASP:OD1	2.49	0.45
1:B:195:LEU:HD13	1:B:210:ARG:CZ	2.46	0.45
1:D:167:ASP:OD2	1:D:243:ILE:HG12	2.17	0.45
1:D:259:ILE:O	1:D:260:GLN:C	2.60	0.45
1:E:189:ASP:O	1:E:192:ILE:HB	2.15	0.45
1:A:339:VAL:HA	1:A:342:VAL:CG2	2.46	0.45
1:B:191:GLU:HB3	1:B:214:LEU:HD11	1.99	0.45
1:C:60:THR:HG22	1:C:61:TRP:N	2.31	0.45

Continued on next page...

Continued from previous page...

Atom-1	Atom-2	Interatomic distance (Å)	Clash overlap (Å)
1:D:82:ILE:CG2	1:D:87:LEU:HG	2.46	0.45
1:E:93:VAL:HG11	1:E:141:GLU:OE1	2.17	0.45
1:E:96:ARG:HD2	1:E:227:PRO:HB3	1.99	0.45
1:E:243:ILE:HD12	1:E:246:GLU:HB3	1.99	0.45
1:A:216:ARG:O	1:A:219:VAL:N	2.50	0.45
1:A:313:MET:HE2	1:A:313:MET:CA	2.41	0.45
1:B:91:LEU:O	1:B:93:VAL:HG13	2.17	0.45
1:B:199:VAL:HG13	1:B:279:TYR:HB2	1.97	0.45
1:C:26:ASP:O	1:C:68:HIS:NE2	2.41	0.45
1:C:181:TYR:O	1:C:182:PHE:C	2.59	0.45
1:D:296:ILE:HG22	1:D:345:PHE:CE1	2.51	0.45
1:D:331:LEU:HA	1:D:334:MET:HE2	1.99	0.45
1:E:77:GLY:HA2	1:E:87:LEU:HD21	1.98	0.45
1:E:118:ASN:O	1:E:120:HIS:N	2.50	0.45
1:E:225:ILE:HD13	1:E:261:ILE:HG22	1.98	0.45
1:A:264:THR:O	1:A:267:THR:CB	2.65	0.45
1:B:101:PHE:CZ	1:B:235:LEU:HD12	2.52	0.45
1:D:132:THR:O	1:D:134:ASN:N	2.50	0.45
1:D:189:ASP:O	1:D:192:ILE:HB	2.17	0.45
1:A:239:VAL:HG12	1:A:242:LEU:HD12	1.99	0.44
1:B:242:LEU:HD21	1:B:251:PHE:HE1	1.60	0.44
1:D:257:HIS:O	1:D:258:THR:C	2.60	0.44
1:D:306:PHE:HB2	1:E:305:THR:OG1	2.17	0.44
1:A:210:ARG:O	1:A:211:THR:C	2.60	0.44
1:B:115:TYR:OH	1:B:120:HIS:HA	2.17	0.44
1:D:313:MET:C	1:D:314:ASN:HD22	2.25	0.44
1:D:331:LEU:HA	1:D:334:MET:HB2	1.98	0.44
1:A:200:LEU:HD13	1:B:209:GLN:HE21	1.82	0.44
1:D:50:VAL:O	1:D:51:LEU:C	2.58	0.44
1:E:51:LEU:N	1:E:52:PRO:HD2	2.33	0.44
1:A:47:VAL:CG2	1:A:72:VAL:CG1	2.89	0.44
1:A:99:VAL:HG13	1:A:108:ILE:HG12	1.98	0.44
1:B:200:LEU:HD21	1:C:209:GLN:HG2	2.00	0.44
1:E:146:VAL:HG21	1:E:177:LEU:HA	2.00	0.44
1:D:178:VAL:HG21	1:D:254:VAL:HG13	1.98	0.44
1:E:247:THR:HG22	1:E:251:PHE:CE1	2.53	0.44
1:E:332:ALA:O	1:E:336:VAL:N	2.48	0.44
1:A:51:LEU:N	1:A:52:PRO:HD2	2.32	0.44
1:A:63:ASN:OD1	1:A:138:MET:HE3	2.17	0.44
1:A:90:ILE:HD13	1:A:139:PHE:CE1	2.52	0.44
1:A:339:VAL:O	1:A:343:VAL:HG23	2.17	0.44

Continued on next page...

Continued from previous page...

Atom-1	Atom-2	Interatomic distance (Å)	Clash overlap (Å)
1:B:77:GLY:O	1:B:78:GLU:C	2.60	0.44
1:E:148:ASP:O	1:E:149:PRO:C	2.61	0.44
1:D:147:PHE:O	1:D:151:ARG:HG3	2.18	0.44
1:B:177:LEU:O	1:B:180:ASP:N	2.50	0.44
1:B:240:PRO:HB2	1:B:241:PRO:HD2	1.95	0.44
1:D:313:MET:SD	1:E:311:TYR:HB2	2.58	0.44
1:E:262:ALA:O	1:E:263:ASP:C	2.59	0.44
1:A:311:TYR:HB2	1:E:313:MET:HE1	1.98	0.43
1:C:148:ASP:N	1:C:149:PRO:CD	2.81	0.43
1:C:219:VAL:HG22	1:C:269:ARG:NH1	2.32	0.43
1:E:132:THR:O	1:E:133:LYS:C	2.61	0.43
1:C:127:VAL:HG22	1:C:140:GLN:HG2	2.01	0.43
1:C:140:GLN:HE22	1:C:145:ASP:CB	2.30	0.43
1:E:63:ASN:HB2	1:E:138:MET:HE2	2.00	0.43
1:A:73:VAL:O	1:A:87:LEU:HD22	2.18	0.43
1:A:175:ASP:O	1:A:176:ALA:C	2.60	0.43
1:B:197:GLU:OE1	1:B:197:GLU:HA	2.19	0.43
1:D:270:ASP:CG	1:E:269:ARG:HH12	2.26	0.43
1:A:200:LEU:HD13	1:A:201:GLU:HG3	2.00	0.43
1:D:225:ILE:CD1	1:D:265:VAL:HG21	2.47	0.43
1:D:279:TYR:O	1:D:280:LEU:C	2.61	0.43
1:E:92:ASN:O	1:E:95:GLN:NE2	2.52	0.43
1:E:167:ASP:O	1:E:170:LEU:HB3	2.18	0.43
1:A:64:ILE:N	1:A:138:MET:O	2.43	0.43
1:A:201:GLU:C	1:A:203:PRO:CD	2.92	0.43
1:D:89:ASP:OD1	1:D:95:GLN:OE1	2.37	0.43
1:D:171:TYR:CD2	1:D:172:SER:N	2.86	0.43
1:D:173:LEU:O	1:D:176:ALA:HB3	2.18	0.43
1:E:64:ILE:HD12	1:E:138:MET:O	2.18	0.43
1:A:171:TYR:HE1	1:A:254:VAL:HG23	1.83	0.43
1:B:129:LEU:HD23	1:B:138:MET:HA	2.00	0.43
1:C:130:ILE:CG2	1:C:137:LEU:HD12	2.48	0.43
1:B:86:VAL:HG13	1:B:107:PHE:CZ	2.54	0.43
1:B:178:VAL:O	1:B:179:ASP:C	2.61	0.43
1:B:292:LYS:HZ2	1:B:349:LYS:CA	2.32	0.43
1:D:243:ILE:O	1:D:244:GLU:O	2.37	0.43
1:D:275:LEU:O	1:D:276:LEU:C	2.59	0.43
1:E:212:HIS:O	1:E:213:GLN:C	2.61	0.43
1:E:177:LEU:HD23	1:E:177:LEU:O	2.18	0.43
1:A:99:VAL:HG22	1:A:231:VAL:HG22	2.01	0.43
1:A:296:ILE:C	1:A:299:THR:HG22	2.35	0.43

Continued on next page...

Continued from previous page...

Atom-1	Atom-2	Interatomic distance (Å)	Clash overlap (Å)
1:B:253:ASP:CG	1:C:85:LEU:HD22	2.43	0.43
1:B:306:PHE:C	1:B:309:GLY:H	2.27	0.43
1:C:86:VAL:O	1:C:89:ASP:HB2	2.19	0.43
1:D:148:ASP:O	1:D:152:GLU:HG2	2.19	0.43
1:D:264:THR:O	1:D:267:THR:HB	2.18	0.43
1:B:115:TYR:CZ	1:B:120:HIS:HA	2.54	0.43
1:B:175:ASP:O	1:B:176:ALA:C	2.62	0.43
1:B:247:THR:O	1:B:248:VAL:C	2.62	0.43
1:C:83:HIS:HD1	1:C:84:PRO:HD2	1.84	0.43
1:D:63:ASN:CG	1:D:138:MET:HE2	2.44	0.43
1:B:218:LEU:HD21	1:B:268:PHE:HB3	1.99	0.42
1:B:310:ILE:HG22	1:C:308:ALA:HB2	2.01	0.42
1:C:296:ILE:HD11	1:C:297:ILE:HD12	2.01	0.42
1:C:302:MET:HE3	1:C:302:MET:HB3	1.85	0.42
1:B:61:TRP:C	1:B:61:TRP:HD1	2.25	0.42
1:C:128:SER:O	1:C:129:LEU:HD23	2.19	0.42
1:C:243:ILE:HD12	1:C:246:GLU:HB3	1.99	0.42
1:D:128:SER:HB2	1:D:139:PHE:HB2	2.00	0.42
1:D:267:THR:O	1:D:268:PHE:C	2.62	0.42
1:E:190:ASP:O	1:E:191:GLU:C	2.62	0.42
1:E:302:MET:N	1:E:303:PRO:HD2	2.35	0.42
1:A:216:ARG:NH1	1:E:196:GLU:OE1	2.52	0.42
1:B:64:ILE:CD1	1:B:76:VAL:HG21	2.50	0.42
1:D:229:ARG:HG3	1:D:258:THR:HG22	2.00	0.42
1:E:179:ASP:O	1:E:181:TYR:N	2.53	0.42
1:C:199:VAL:HG13	1:C:279:TYR:HA	2.01	0.42
1:C:202:ARG:N	1:C:203:PRO:HD3	2.34	0.42
1:E:199:VAL:HG13	1:E:279:TYR:CB	2.47	0.42
1:E:296:ILE:O	1:E:300:ILE:HG23	2.19	0.42
1:B:46:ASP:OD2	1:B:49:SER:HB3	2.19	0.42
1:B:64:ILE:HD11	1:B:76:VAL:HG21	2.01	0.42
1:C:265:VAL:HG12	1:C:269:ARG:HG3	2.02	0.42
1:D:112:MET:HE2	1:D:127:VAL:HG23	2.02	0.42
1:E:140:GLN:HE22	1:E:145:ASP:HB3	1.84	0.42
1:A:264:THR:O	1:A:267:THR:OG1	2.36	0.42
1:C:122:LEU:HD22	1:C:217:ASN:ND2	2.34	0.42
1:D:35:SER:O	1:D:36:ILE:C	2.63	0.42
1:D:36:ILE:HD13	1:D:163:LYS:HA	2.02	0.42
1:D:218:LEU:O	1:D:219:VAL:C	2.62	0.42
1:D:302:MET:HE1	1:E:302:MET:HG2	2.01	0.42
1:E:200:LEU:HD12	1:E:201:GLU:HG2	2.02	0.42

Continued on next page...

Continued from previous page...

Atom-1	Atom-2	Interatomic distance (Å)	Clash overlap (Å)
1:A:297:ILE:HG22	1:A:298:ALA:N	2.35	0.42
1:B:200:LEU:HD21	1:C:209:GLN:CG	2.50	0.42
1:B:291:MET:HE1	1:C:294:LEU:CD1	2.48	0.42
1:C:99:VAL:HG11	1:C:235:LEU:CD1	2.50	0.42
1:D:77:GLY:CA	1:D:87:LEU:HD21	2.50	0.42
1:D:140:GLN:HE22	1:D:145:ASP:CG	2.28	0.42
1:D:256:ASP:O	1:D:257:HIS:C	2.63	0.42
1:E:178:VAL:O	1:E:179:ASP:C	2.62	0.42
1:E:292:LYS:O	1:E:293:VAL:C	2.62	0.42
1:E:306:PHE:CD1	1:E:307:ILE:HG23	2.53	0.42
1:A:62:ILE:HD12	1:A:137:LEU:CD2	2.50	0.42
1:A:106:VAL:HG12	1:A:107:PHE:N	2.35	0.42
1:A:181:TYR:O	1:A:184:LEU:HB3	2.20	0.42
1:B:225:ILE:O	1:B:228:LEU:HB3	2.20	0.42
1:C:295:THR:O	1:C:299:THR:HB	2.19	0.42
1:E:185:LEU:HD22	1:E:264:THR:CG2	2.49	0.42
1:A:44:THR:HG21	1:A:49:SER:OG	2.20	0.42
1:C:26:ASP:CG	1:C:27:PHE:N	2.78	0.42
1:C:132:THR:O	1:C:133:LYS:C	2.62	0.42
1:E:129:LEU:HD23	1:E:138:MET:HA	2.02	0.42
1:B:218:LEU:HD21	1:B:268:PHE:CB	2.50	0.42
1:B:295:THR:HA	1:C:294:LEU:HG	2.02	0.42
1:D:122:LEU:CD2	1:D:217:ASN:ND2	2.70	0.42
1:D:171:TYR:CG	1:D:172:SER:N	2.87	0.42
1:E:129:LEU:HA	1:E:137:LEU:O	2.20	0.42
1:A:299:THR:HG23	1:A:300:ILE:N	2.34	0.41
1:B:110:LEU:HD22	1:B:228:LEU:CD1	2.49	0.41
1:B:202:ARG:N	1:B:203:PRO:HD3	2.35	0.41
1:C:112:MET:SD	1:C:146:VAL:HG13	2.60	0.41
1:E:240:PRO:CB	1:E:241:PRO:CD	2.97	0.41
1:B:61:TRP:O	1:B:61:TRP:CG	2.73	0.41
1:D:36:ILE:HD11	1:D:163:LYS:CG	2.49	0.41
1:A:215:LYS:O	1:A:216:ARG:C	2.63	0.41
1:A:308:ALA:HB2	1:E:310:ILE:HG22	2.03	0.41
1:B:313:MET:HE2	1:B:313:MET:CA	2.34	0.41
1:D:239:VAL:HA	1:D:242:LEU:HD12	2.02	0.41
1:E:296:ILE:HG22	1:E:345:PHE:CZ	2.53	0.41
1:A:280:LEU:HD12	1:A:280:LEU:HA	1.92	0.41
1:A:312:GLY:O	1:A:313:MET:HE2	2.20	0.41
1:B:70:THR:HG22	1:B:91:LEU:CD2	2.45	0.41
1:B:164:LYS:HB3	1:B:168:TYR:HB3	2.02	0.41

Continued on next page...

Continued from previous page...

Atom-1	Atom-2	Interatomic distance (Å)	Clash overlap (Å)
1:B:169:LEU:O	1:B:170:LEU:C	2.62	0.41
1:B:221:LEU:HG	1:B:225:ILE:HD11	2.02	0.41
1:B:295:THR:CG2	1:C:293:VAL:HG12	2.49	0.41
1:B:330:VAL:O	1:B:334:MET:HG3	2.21	0.41
1:C:298:ALA:O	1:C:302:MET:CG	2.68	0.41
1:D:97:PRO:HG3	1:D:111:LYS:HG2	2.02	0.41
1:E:34:TYR:OH	1:E:169:LEU:HD22	2.20	0.41
1:E:171:TYR:O	1:E:174:ILE:HB	2.20	0.41
1:A:47:VAL:HG22	1:A:76:VAL:HG23	2.02	0.41
1:B:84:PRO:HA	1:B:87:LEU:HD12	2.03	0.41
1:D:129:LEU:O	1:D:130:ILE:HG13	2.21	0.41
1:A:77:GLY:CA	1:A:87:LEU:HD11	2.50	0.41
1:A:117:LYS:O	1:A:118:ASN:CG	2.64	0.41
1:A:280:LEU:HD21	1:E:280:LEU:HD23	2.01	0.41
1:D:240:PRO:CB	1:D:241:PRO:CD	2.99	0.41
1:E:235:LEU:HD23	1:E:251:PHE:CE2	2.56	0.41
1:A:169:LEU:O	1:A:170:LEU:C	2.64	0.41
1:A:221:LEU:CD1	1:A:225:ILE:HD11	2.50	0.41
1:A:272:VAL:O	1:A:273:SER:C	2.64	0.41
1:B:259:ILE:O	1:B:260:GLN:C	2.64	0.41
1:D:201:GLU:C	1:D:203:PRO:HD3	2.46	0.41
1:E:232:LEU:HD13	1:E:258:THR:HB	2.03	0.41
1:A:51:LEU:CD2	1:A:76:VAL:HG22	2.51	0.41
1:B:138:MET:HE1	1:B:147:PHE:CD2	2.56	0.41
1:B:304:LEU:HD11	1:B:338:ALA:HB2	2.03	0.41
1:C:117:LYS:O	1:C:119:LEU:N	2.53	0.41
1:C:221:LEU:HD23	1:C:265:VAL:CG2	2.47	0.41
1:D:134:ASN:C	1:D:135:CYS:SG	3.04	0.41
1:E:256:ASP:CA	1:E:259:ILE:HD12	2.49	0.41
1:A:65:THR:HG21	1:A:143:ILE:CG1	2.50	0.41
1:C:302:MET:HB2	1:C:303:PRO:HD3	2.02	0.41
1:D:329:VAL:HA	1:D:332:ALA:HB3	2.03	0.41
1:E:125:GLU:HG3	1:E:141:GLU:HB2	2.03	0.41
1:E:206:GLU:O	1:E:209:GLN:N	2.54	0.41
1:C:337:ILE:O	1:C:341:MET:HG2	2.21	0.40
1:D:243:ILE:HD12	1:D:246:GLU:CB	2.47	0.40
1:B:177:LEU:HD23	1:B:178:VAL:N	2.37	0.40
1:D:171:TYR:HE1	1:D:254:VAL:CG2	2.35	0.40
1:D:327:TYR:N	1:D:328:PRO:HD2	2.36	0.40
1:E:127:VAL:HA	1:E:139:PHE:O	2.21	0.40
1:B:65:THR:CG2	1:B:143:ILE:HD13	2.49	0.40

Continued on next page...

Continued from previous page...

Atom-1	Atom-2	Interatomic distance (Å)	Clash overlap (Å)
1:D:26:ASP:O	1:D:68:HIS:NE2	2.44	0.40
1:D:195:LEU:HD21	1:D:211:THR:CA	2.50	0.40
1:E:224:THR:O	1:E:228:LEU:HB2	2.21	0.40
1:E:225:ILE:HD13	1:E:261:ILE:CG2	2.52	0.40
1:E:341:MET:O	1:E:344:TYR:HB3	2.22	0.40
1:A:278:VAL:HA	1:B:276:LEU:HD21	2.02	0.40
1:A:330:VAL:HG12	1:A:334:MET:HG3	2.02	0.40
1:A:337:ILE:HA	1:A:340:ILE:HG12	2.04	0.40
1:D:299:THR:HG21	1:D:345:PHE:CE1	2.56	0.40
1:D:337:ILE:HA	1:D:340:ILE:HG12	2.03	0.40
1:E:167:ASP:CG	1:E:168:TYR:N	2.79	0.40
1:E:177:LEU:HD21	1:E:181:TYR:CE1	2.57	0.40
1:E:274:GLY:O	1:E:277:ASP:HB2	2.21	0.40
1:A:29:ILE:HB	1:A:44:THR:O	2.21	0.40
1:A:330:VAL:O	1:A:334:MET:HG3	2.21	0.40
1:B:101:PHE:CD1	1:B:240:PRO:HG3	2.57	0.40
1:D:223:ALA:O	1:D:227:PRO:CD	2.69	0.40
1:D:225:ILE:HD12	1:D:265:VAL:HG21	2.04	0.40
1:D:291:MET:HE3	1:D:291:MET:HB3	1.91	0.40
1:E:127:VAL:HG22	1:E:140:GLN:HG2	2.03	0.40
1:E:132:THR:O	1:E:134:ASN:N	2.54	0.40
1:E:178:VAL:O	1:E:181:TYR:HB2	2.22	0.40
1:E:345:PHE:C	1:E:347:LYS:H	2.30	0.40

There are no symmetry-related clashes.

5.3 Torsion angles [i](#)

5.3.1 Protein backbone [i](#)

In the following table, the Percentiles column shows the percent Ramachandran outliers of the chain as a percentile score with respect to all X-ray entries followed by that with respect to entries of similar resolution.

The Analysed column shows the number of residues for which the backbone conformation was analysed, and the total number of residues.

Mol	Chain	Analysed	Favoured	Allowed	Outliers	Percentiles
1	A	310/330 (94%)	255 (82%)	47 (15%)	8 (3%)	4 27
1	B	312/330 (94%)	251 (80%)	50 (16%)	11 (4%)	3 23

Continued on next page...

Continued from previous page...

Mol	Chain	Analysed	Favoured	Allowed	Outliers	Percentiles	
1	C	310/330 (94%)	255 (82%)	48 (16%)	7 (2%)	5	30
1	D	310/330 (94%)	246 (79%)	52 (17%)	12 (4%)	2	20
1	E	310/330 (94%)	250 (81%)	41 (13%)	19 (6%)	1	14
All	All	1552/1650 (94%)	1257 (81%)	238 (15%)	57 (4%)	2	21

All (57) Ramachandran outliers are listed below:

Mol	Chain	Res	Type
1	A	92	ASN
1	A	240	PRO
1	A	348	LYS
1	B	240	PRO
1	B	246	GLU
1	B	348	LYS
1	C	240	PRO
1	D	240	PRO
1	D	244	GLU
1	E	240	PRO
1	E	243	ILE
1	A	244	GLU
1	A	275	LEU
1	A	293	VAL
1	B	103	GLU
1	B	157	ASN
1	B	239	VAL
1	C	238	ASP
1	C	239	VAL
1	C	244	GLU
1	D	243	ILE
1	D	246	GLU
1	E	71	ASP
1	E	180	ASP
1	E	208	VAL
1	E	244	GLU
1	E	246	GLU
1	E	348	LYS
1	A	118	ASN
1	B	120	HIS
1	D	66	GLY
1	D	133	LYS
1	E	209	GLN

Continued on next page...

Continued from previous page...

Mol	Chain	Res	Type
1	E	238	ASP
1	E	293	VAL
1	B	238	ASP
1	C	118	ASN
1	C	267	THR
1	D	59	PRO
1	E	118	ASN
1	A	239	VAL
1	B	243	ILE
1	D	239	VAL
1	D	245	LYS
1	D	258	THR
1	E	133	LYS
1	E	176	ALA
1	B	166	ALA
1	D	348	LYS
1	B	77	GLY
1	C	159	GLY
1	E	148	ASP
1	D	36	ILE
1	E	67	ILE
1	E	183	VAL
1	E	239	VAL
1	E	241	PRO

5.3.2 Protein sidechains [i](#)

In the following table, the Percentiles column shows the percent sidechain outliers of the chain as a percentile score with respect to all X-ray entries followed by that with respect to entries of similar resolution.

The Analysed column shows the number of residues for which the sidechain conformation was analysed, and the total number of residues.

Mol	Chain	Analysed	Rotameric	Outliers	Percentiles	
1	A	295/310 (95%)	274 (93%)	21 (7%)	13	39
1	B	295/310 (95%)	259 (88%)	36 (12%)	5	21
1	C	295/310 (95%)	267 (90%)	28 (10%)	8	30
1	D	295/310 (95%)	269 (91%)	26 (9%)	9	33
1	E	295/310 (95%)	272 (92%)	23 (8%)	11	36
All	All	1475/1550 (95%)	1341 (91%)	134 (9%)	9	32

All (134) residues with a non-rotameric sidechain are listed below:

Mol	Chain	Res	Type
1	A	28	GLU
1	A	40	ARG
1	A	44	THR
1	A	95	GLN
1	A	99	VAL
1	A	108	ILE
1	A	202	ARG
1	A	206	GLU
1	A	233	SER
1	A	237	ARG
1	A	238	ASP
1	A	258	THR
1	A	264	THR
1	A	277	ASP
1	A	285	ASN
1	A	297	ILE
1	A	310	ILE
1	A	315	PHE
1	A	331	LEU
1	A	337	ILE
1	A	349	LYS
1	B	26	ASP
1	B	28	GLU
1	B	36	ILE
1	B	40	ARG
1	B	41	GLU
1	B	46	ASP
1	B	91	LEU
1	B	120	HIS
1	B	122	LEU
1	B	123	GLU
1	B	127	VAL
1	B	128	SER
1	B	132	THR
1	B	143	ILE
1	B	164	LYS
1	B	165	ARG
1	B	171	TYR
1	B	183	VAL
1	B	198	GLU
1	B	214	LEU
1	B	218	LEU

Continued on next page...

Continued from previous page...

Mol	Chain	Res	Type
1	B	233	SER
1	B	235	LEU
1	B	238	ASP
1	B	242	LEU
1	B	248	VAL
1	B	260	GLN
1	B	263	ASP
1	B	267	THR
1	B	284	SER
1	B	294	LEU
1	B	297	ILE
1	B	313	MET
1	B	327	TYR
1	B	337	ILE
1	B	346	LYS
1	C	38	GLU
1	C	40	ARG
1	C	60	THR
1	C	93	VAL
1	C	95	GLN
1	C	123	GLU
1	C	138	MET
1	C	143	ILE
1	C	164	LYS
1	C	165	ARG
1	C	172	SER
1	C	177	LEU
1	C	178	VAL
1	C	195	LEU
1	C	200	LEU
1	C	206	GLU
1	C	237	ARG
1	C	238	ASP
1	C	243	ILE
1	C	263	ASP
1	C	267	THR
1	C	284	SER
1	C	294	LEU
1	C	297	ILE
1	C	302	MET
1	C	307	ILE
1	C	337	ILE

Continued on next page...

Continued from previous page...

Mol	Chain	Res	Type
1	C	349	LYS
1	D	40	ARG
1	D	44	THR
1	D	85	LEU
1	D	95	GLN
1	D	119	LEU
1	D	122	LEU
1	D	143	ILE
1	D	152	GLU
1	D	169	LEU
1	D	206	GLU
1	D	232	LEU
1	D	237	ARG
1	D	238	ASP
1	D	248	VAL
1	D	267	THR
1	D	269	ARG
1	D	279	TYR
1	D	283	VAL
1	D	287	THR
1	D	291	MET
1	D	297	ILE
1	D	307	ILE
1	D	313	MET
1	D	314	ASN
1	D	343	VAL
1	D	346	LYS
1	E	28	GLU
1	E	29	ILE
1	E	40	ARG
1	E	44	THR
1	E	65	THR
1	E	94	HIS
1	E	95	GLN
1	E	118	ASN
1	E	121	GLU
1	E	123	GLU
1	E	128	SER
1	E	184	LEU
1	E	211	THR
1	E	232	LEU
1	E	238	ASP

Continued on next page...

Continued from previous page...

Mol	Chain	Res	Type
1	E	243	ILE
1	E	248	VAL
1	E	287	THR
1	E	297	ILE
1	E	300	ILE
1	E	307	ILE
1	E	337	ILE
1	E	340	ILE

Sometimes sidechains can be flipped to improve hydrogen bonding and reduce clashes. All (34) such sidechains are listed below:

Mol	Chain	Res	Type
1	A	33	ASN
1	A	94	HIS
1	A	209	GLN
1	A	213	GLN
1	A	217	ASN
1	A	285	ASN
1	B	68	HIS
1	B	126	GLN
1	B	140	GLN
1	B	209	GLN
1	B	212	HIS
1	B	257	HIS
1	B	314	ASN
1	C	33	ASN
1	C	95	GLN
1	C	118	ASN
1	C	134	ASN
1	C	140	GLN
1	C	217	ASN
1	C	314	ASN
1	D	33	ASN
1	D	104	ASN
1	D	140	GLN
1	D	217	ASN
1	D	260	GLN
1	D	314	ASN
1	E	33	ASN
1	E	94	HIS
1	E	140	GLN
1	E	212	HIS

Continued on next page...

Continued from previous page...

Mol	Chain	Res	Type
1	E	217	ASN
1	E	257	HIS
1	E	288	ASN
1	E	314	ASN

5.3.3 RNA [i](#)

There are no RNA molecules in this entry.

5.4 Non-standard residues in protein, DNA, RNA chains [i](#)

There are no non-standard protein/DNA/RNA residues in this entry.

5.5 Carbohydrates [i](#)

There are no oligosaccharides in this entry.

5.6 Ligand geometry [i](#)

Of 10 ligands modelled in this entry, 10 are monoatomic - leaving 0 for Mogul analysis.

There are no bond length outliers.

There are no bond angle outliers.

There are no chirality outliers.

There are no torsion outliers.

There are no ring outliers.

No monomer is involved in short contacts.

5.7 Other polymers [i](#)

There are no such residues in this entry.

5.8 Polymer linkage issues [i](#)

There are no chain breaks in this entry.

6 Fit of model and data

6.1 Protein, DNA and RNA chains

In the following table, the column labelled ‘#RSRZ > 2’ contains the number (and percentage) of RSRZ outliers, followed by percent RSRZ outliers for the chain as percentile scores relative to all X-ray entries and entries of similar resolution. The OWAB column contains the minimum, median, 95th percentile and maximum values of the occupancy-weighted average B-factor per residue. The column labelled ‘Q < 0.9’ lists the number of (and percentage) of residues with an average occupancy less than 0.9.

Mol	Chain	Analysed	<RSRZ>	#RSRZ>2	OWAB(Å ²)	Q<0.9
1	A	314/330 (95%)	0.15	7 (2%) 62 44	124, 172, 239, 320	0
1	B	316/330 (95%)	0.04	5 (1%) 70 48	110, 148, 223, 326	0
1	C	314/330 (95%)	-0.11	2 (0%) 85 68	109, 142, 210, 320	0
1	D	314/330 (95%)	-0.11	2 (0%) 85 68	112, 144, 220, 327	0
1	E	314/330 (95%)	-0.05	4 (1%) 75 53	122, 157, 227, 329	0
All	All	1572/1650 (95%)	-0.01	20 (1%) 75 53	109, 152, 229, 329	0

All (20) RSRZ outliers are listed below:

Mol	Chain	Res	Type	RSRZ
1	B	66	GLY	5.5
1	A	67	ILE	3.2
1	B	96	ARG	3.0
1	A	31	VAL	3.0
1	E	96	ARG	2.9
1	E	34	TYR	2.9
1	A	50	VAL	2.7
1	B	133	LYS	2.6
1	B	326	GLY	2.5
1	C	315	PHE	2.5
1	A	96	ARG	2.4
1	A	30	GLU	2.4
1	E	315	PHE	2.4
1	D	313	MET	2.4
1	C	154	ILE	2.4
1	D	315	PHE	2.3
1	A	76	VAL	2.3
1	A	47	VAL	2.1
1	E	161	ILE	2.1
1	B	239	VAL	2.0

6.2 Non-standard residues in protein, DNA, RNA chains [i](#)

There are no non-standard protein/DNA/RNA residues in this entry.

6.3 Carbohydrates [i](#)

There are no oligosaccharides in this entry.

6.4 Ligands [i](#)

In the following table, the Atoms column lists the number of modelled atoms in the group and the number defined in the chemical component dictionary. The B-factors column lists the minimum, median, 95th percentile and maximum values of B factors of atoms in the group. The column labelled 'Q< 0.9' lists the number of atoms with occupancy less than 0.9.

Mol	Type	Chain	Res	Atoms	RSCC	RSR	B-factors(\AA^2)	Q<0.9
2	CS	C	401	1/1	0.78	0.11	178,178,178,178	1
2	CS	D	1001	1/1	0.78	0.08	158,158,158,158	1
2	CS	B	1001	1/1	0.83	0.11	170,170,170,170	1
2	CS	B	1004	1/1	0.89	0.16	135,135,135,135	1
2	CS	A	401	1/1	0.91	0.05	281,281,281,281	1
2	CS	E	402	1/1	0.92	0.09	155,155,155,155	1
2	CS	E	401	1/1	0.93	0.09	154,154,154,154	1
2	CS	B	1003	1/1	0.94	0.05	144,144,144,144	1
2	CS	E	403	1/1	0.95	0.07	183,183,183,183	1
3	NA	B	1002	1/1	0.95	0.07	109,109,109,109	0

6.5 Other polymers [i](#)

There are no such residues in this entry.