



wwPDB X-ray Structure Validation Summary Report ⓘ

Mar 24, 2026 – 05:52 AM UTC

PDB ID : 8FC6 / pdb_00008fc6
Title : Crystal structure of the A2058-N6-dimethylated *Thermus thermophilus* 70S ribosome in complex with protein Y, hygromycin A, and telithromycin at 2.35Å resolution
Authors : Chen, C.-W.; Syroegin, E.A.; Svetlov, M.S.; Polikanov, Y.S.
Deposited on : 2022-12-01
Resolution : 2.35 Å(reported)

This is a wwPDB X-ray Structure Validation Summary Report for a publicly released PDB entry.

We welcome your comments at validation@mail.wwpdb.org

A user guide is available at

<https://www.wwpdb.org/validation/2017/XrayValidationReportHelp>

with specific help available everywhere you see the ⓘ symbol.

The types of validation reports are described at

<http://www.wwpdb.org/validation/2017/FAQs#types>.

The following versions of software and data (see [references ⓘ](#)) were used in the production of this report:

MolProbity : 4-5-2 with Phenix2.0
Mogul : 2022.3.0, CSD as543be (2022)
Xtrriage (Phenix) : 2.0
EDS : 3.0
Buster-report : wwPDB partial adaption of 1.1.7 (2018)
Percentile statistics : 20250101.v01 (using entries in the PDB archive January 1st 2025)
CCP4 : 9.0.010 (Gargrove)
Density-Fitness : 1.0.12
Ideal geometry (proteins) : Engh & Huber (2001)
Ideal geometry (DNA, RNA) : Parkinson et al. (1996)
Validation Pipeline (wwPDB-VP) : 2.49

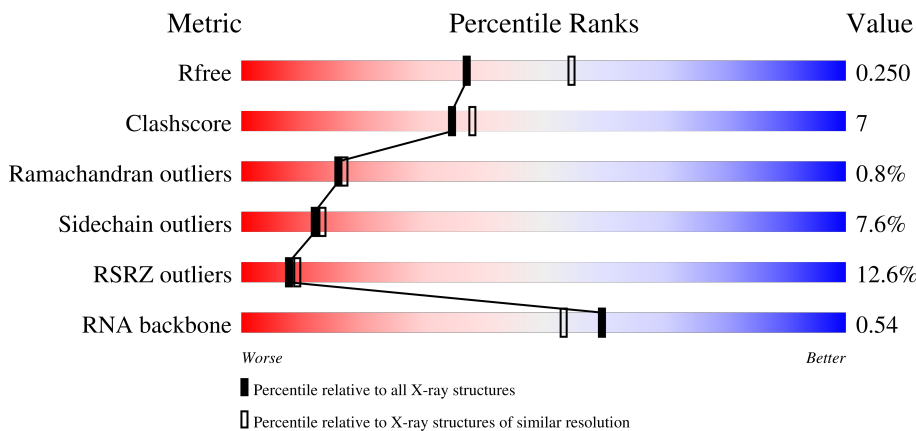
1 Overall quality at a glance

The following experimental techniques were used to determine the structure:

X-RAY DIFFRACTION

The reported resolution of this entry is 2.35 Å.

Percentile scores (ranging between 0-100) for global validation metrics of the entry are shown in the following graphic. The table shows the number of entries on which the scores are based.



Metric	Whole archive (#Entries)	Similar resolution (#Entries, resolution range(Å))
R_{free}	180053	1596 (2.36-2.36)
Clashscore	190562	1663 (2.36-2.36)
Ramachandran outliers	187476	1646 (2.36-2.36)
Sidechain outliers	187428	1646 (2.36-2.36)
RSRZ outliers	180081	1598 (2.36-2.36)
RNA backbone	3983	1027 (2.66-2.06)

The table below summarises the geometric issues observed across the polymeric chains and their fit to the electron density. The red, orange, yellow and green segments of the lower bar indicate the fraction of residues that contain outliers for ≥ 3 , 2, 1 and 0 types of geometric quality criteria respectively. A grey segment represents the fraction of residues that are not modelled. The numeric value for each fraction is indicated below the corresponding segment, with a dot representing fractions $\leq 5\%$. The upper red bar (where present) indicates the fraction of residues that have poor fit to the electron density. The numeric value is given above the bar.

Mol	Chain	Length	Quality of chain
1	1A	2915	
1	2A	2915	
2	1B	121	

Continued on next page...

Continued from previous page...

Mol	Chain	Length	Quality of chain
2	2B	121	3% 62% 31% 6% .
3	1D	276	2% 81% 15% .
3	2D	276	3% 83% 13% .
4	1E	206	2% 79% 18% ..
4	2E	206	3% 76% 21% ..
5	1F	210	3% 76% 18% . .
5	2F	210	4% 65% 29% . .
6	1G	182	13% 70% 23% 6% ..
6	2G	182	52% 52% 42% 5% .
7	1H	180	4% 76% 20% . .
7	2H	180	35% 63% 30% . .
8	1I	148	10% 71% 24% 5% .
8	2I	148	20% 78% 18% . .
9	1N	140	2% 84% 14% .
9	2N	140	3% 81% 17% .
10	1O	122	% 87% 13%
10	2O	122	3% 81% 18% .
11	1P	150	5% 81% 15% . .
11	2P	150	11% 72% 27% . .
12	1Q	141	% 91% 7% .
12	2Q	141	12% 73% 26% .
13	1R	118	81% 15% .
13	2R	118	% 75% 20% .
14	1S	112	3% 81% 14% . .
14	2S	112	35% 71% 26% . .

Continued on next page...

Continued from previous page...

Mol	Chain	Length	Quality of chain
15	1T	146	5% 74% 14% 10%
15	2T	146	4% 62% 25% 10%
16	1U	118	% 84% 13% ..
16	2U	118	5% 86% 9% ..
17	1V	101	% 88% 11% .
17	2V	101	2% 71% 24% ..
18	1W	113	2% 87% 12% ..
18	2W	113	4% 81% 16% ..
19	1X	96	2% 77% 19% ..
19	2X	96	10% 75% 23% ..
20	1Y	110	3% 74% 21% ..
20	2Y	110	15% 79% 17% ..
21	1Z	206	3% 77% 19% ..
21	2Z	206	30% 71% 23% ..
22	10	85	5% 81% 9% 9%
22	20	85	13% 79% 11% 9%
23	11	98	% 83% 13% ..
23	21	98	4% 77% 18% ..
24	12	72	4% 69% 24% . .
24	22	72	7% 79% 17% ..
25	13	60	2% 78% 20% .
25	23	60	12% 80% 17% ..
26	14	71	30% 55% 32% 10% .
26	24	71	77% 51% 41% . . .
27	15	60	2% 80% 18% .

Continued on next page...

Continued from previous page...

Mol	Chain	Length	Quality of chain
27	25	60	80% 18%
28	16	54	81% 13%
28	26	54	4% 80% 17%
29	17	49	14% 76% 20%
29	27	49	10% 82% 12%
30	18	65	72% 25%
30	28	65	2% 71% 28%
31	19	37	81% 19%
31	29	37	24% 62% 38%
32	1a	1521	4% 59% 33% 6%
32	2a	1521	7% 58% 35% 6%
33	1b	256	29% 51% 32% 6% 10%
33	2b	256	47% 50% 33% 8% 10%
34	1c	239	17% 71% 14% 14%
34	2c	239	49% 59% 23% 14%
35	1d	209	27% 70% 25%
35	2d	209	26% 69% 27%
36	1e	162	3% 65% 22% 9%
36	2e	162	12% 69% 20% 9%
37	1f	101	7% 77% 20%
37	2f	101	75% 21%
38	1g	156	12% 74% 23%
38	2g	156	33% 65% 29% 5%
39	1h	138	9% 71% 28%
39	2h	138	8% 72% 23%

Continued on next page...

Continued from previous page...

Mol	Chain	Length	Quality of chain
40	1i	128	52% 70% 27% ..
40	2i	128	80% 52% 39% 6% ..
41	1j	105	46% 58% 31% 8%
41	2j	105	71% 42% 48% 9%
42	1k	129	7% 74% 15% 12%
42	2k	129	15% 74% 13% 12%
43	1l	132	8% 78% 14% 8%
43	2l	132	11% 74% 17% 8%
44	1m	126	18% 67% 22% 8%
44	2m	126	58% 44% 42% 10%
45	1n	61	26% 67% 30% ..
45	2n	61	74% 59% 34% 5%
46	1o	89	8% 79% 18% ..
46	2o	89	15% 65% 29% ..
47	1p	88	47% 55% 36% 7%
47	2p	88	23% 69% 18% 6% 7%
48	1q	105	15% 71% 22% 6%
48	2q	105	8% 73% 18% 6%
49	1r	88	10% 57% 19% 23%
49	2r	88	8% 51% 25% 23%
50	1s	93	24% 60% 28% 11%
50	2s	93	74% 42% 46% 11%
51	1t	106	23% 63% 25% 9%
51	2t	106	11% 73% 18% 8%
52	1u	27	37% 59% 26% 15%

Continued on next page...

Continued from previous page...

Mol	Chain	Length	Quality of chain
52	2u	27	
53	1y	113	
53	2y	113	

The following table lists non-polymeric compounds, carbohydrate monomers and non-standard residues in protein, DNA, RNA chains that are outliers for geometric or electron-density-fit criteria:

Mol	Type	Chain	Res	Chirality	Geometry	Clashes	Electron density
54	MG	1A	4012	-	-	-	X
54	MG	1a	3039	-	-	-	X
54	MG	1a	3081	-	-	-	X
54	MG	1a	3099	-	-	-	X
54	MG	2A	3286	-	-	-	X
54	MG	2A	3715	-	-	-	X
54	MG	2a	3020	-	-	-	X
54	MG	2a	3047	-	-	-	X

2 Entry composition [i](#)

There are 61 unique types of molecules in this entry. The entry contains 298008 atoms, of which 0 are hydrogens and 0 are deuteriums.

In the tables below, the ZeroOcc column contains the number of atoms modelled with zero occupancy, the AltConf column contains the number of residues with at least one atom in alternate conformation and the Trace column contains the number of residues modelled with at most 2 atoms.

- Molecule 1 is a RNA chain called 23S Ribosomal RNA.

Mol	Chain	Residues	Atoms					ZeroOcc	AltConf	Trace
			Total	C	N	O	P			
1	1A	2872	Total	C	N	O	P	0	0	0
			61871	27542	11574	19884	2871			
1	2A	2867	Total	C	N	O	P	0	0	0
			61760	27493	11552	19850	2865			

- Molecule 2 is a RNA chain called 5S Ribosomal RNA.

Mol	Chain	Residues	Atoms					ZeroOcc	AltConf	Trace
			Total	C	N	O	P			
2	1B	120	Total	C	N	O	P	0	0	0
			2572	1145	476	832	119			
2	2B	120	Total	C	N	O	P	0	0	0
			2573	1146	476	832	119			

- Molecule 3 is a protein called 50S ribosomal protein L2.

Mol	Chain	Residues	Atoms					ZeroOcc	AltConf	Trace
			Total	C	N	O	S			
3	1D	275	Total	C	N	O	S	0	0	0
			2131	1346	422	360	3			
3	2D	275	Total	C	N	O	S	0	0	0
			2136	1349	423	361	3			

- Molecule 4 is a protein called 50S ribosomal protein L3.

Mol	Chain	Residues	Atoms					ZeroOcc	AltConf	Trace
			Total	C	N	O	S			
4	1E	204	Total	C	N	O	S	0	0	0
			1559	985	298	270	6			
4	2E	204	Total	C	N	O	S	0	0	0
			1559	985	298	270	6			

- Molecule 5 is a protein called 50S ribosomal protein L4.

Mol	Chain	Residues	Atoms					ZeroOcc	AltConf	Trace
5	1F	203	Total	C	N	O	S	0	0	1
			1584	1009	298	275	2			
5	2F	203	Total	C	N	O	S	0	0	1
			1580	1007	297	274	2			

- Molecule 6 is a protein called 50S ribosomal protein L5.

Mol	Chain	Residues	Atoms					ZeroOcc	AltConf	Trace
6	1G	181	Total	C	N	O	S	0	0	0
			1426	916	253	253	4			
6	2G	181	Total	C	N	O	S	0	0	0
			1424	912	259	249	4			

- Molecule 7 is a protein called 50S ribosomal protein L6.

Mol	Chain	Residues	Atoms					ZeroOcc	AltConf	Trace
7	1H	174	Total	C	N	O	S	0	0	0
			1330	845	248	236	1			
7	2H	173	Total	C	N	O	S	0	0	0
			1324	842	247	234	1			

- Molecule 8 is a protein called 50S ribosomal protein L9.

Mol	Chain	Residues	Atoms					ZeroOcc	AltConf	Trace
8	1I	147	Total	C	N	O	S	0	0	0
			1094	699	191	203	1			
8	2I	146	Total	C	N	O	S	0	0	0
			1076	687	186	202	1			

- Molecule 9 is a protein called 50S ribosomal protein L13.

Mol	Chain	Residues	Atoms					ZeroOcc	AltConf	Trace
9	1N	140	Total	C	N	O	S	0	0	0
			1121	722	208	187	4			
9	2N	140	Total	C	N	O	S	0	0	0
			1117	719	207	187	4			

- Molecule 10 is a protein called 50S ribosomal protein L14.

Mol	Chain	Residues	Atoms					ZeroOcc	AltConf	Trace
10	1O	122	Total	C	N	O	S	0	0	0
			933	588	171	170	4			

Continued on next page...

Continued from previous page...

Mol	Chain	Residues	Atoms					ZeroOcc	AltConf	Trace
10	2O	122	Total	C	N	O	S	0	0	0
			933	588	171	170	4			

- Molecule 11 is a protein called 50S ribosomal protein L15.

Mol	Chain	Residues	Atoms					ZeroOcc	AltConf	Trace
11	1P	149	Total	C	N	O	S	0	0	0
			1135	706	230	196	3			
11	2P	149	Total	C	N	O	S	0	0	0
			1135	706	230	196	3			

- Molecule 12 is a protein called 50S ribosomal protein L16.

Mol	Chain	Residues	Atoms					ZeroOcc	AltConf	Trace
12	1Q	141	Total	C	N	O	S	0	0	0
			1122	715	212	188	7			
12	2Q	141	Total	C	N	O	S	0	0	0
			1122	715	212	188	7			

- Molecule 13 is a protein called 50S ribosomal protein L17.

Mol	Chain	Residues	Atoms					ZeroOcc	AltConf	Trace
13	1R	118	Total	C	N	O	S	0	0	0
			968	604	203	160	1			
13	2R	118	Total	C	N	O	S	0	0	0
			968	604	203	160	1			

- Molecule 14 is a protein called 50S ribosomal protein L18.

Mol	Chain	Residues	Atoms				ZeroOcc	AltConf	Trace
14	1S	110	Total	C	N	O	0	0	0
			877	553	175	149			
14	2S	110	Total	C	N	O	0	0	0
			870	549	173	148			

- Molecule 15 is a protein called 50S ribosomal protein L19.

Mol	Chain	Residues	Atoms					ZeroOcc	AltConf	Trace
15	1T	131	Total	C	N	O	S	0	0	0
			1091	680	225	185	1			
15	2T	131	Total	C	N	O	S	0	0	0
			1083	675	224	183	1			

- Molecule 16 is a protein called 50S ribosomal protein L20.

Mol	Chain	Residues	Atoms					ZeroOcc	AltConf	Trace
16	1U	116	Total	C	N	O	S	0	0	0
			959	608	201	149	1			
16	2U	116	Total	C	N	O	S	0	0	0
			959	608	201	149	1			

- Molecule 17 is a protein called 50S ribosomal protein L21.

Mol	Chain	Residues	Atoms					ZeroOcc	AltConf	Trace
17	1V	101	Total	C	N	O	S	0	0	0
			775	498	141	135	1			
17	2V	101	Total	C	N	O	S	0	0	0
			771	495	140	135	1			

- Molecule 18 is a protein called 50S ribosomal protein L22.

Mol	Chain	Residues	Atoms					ZeroOcc	AltConf	Trace
18	1W	112	Total	C	N	O	S	0	0	0
			886	557	174	153	2			
18	2W	112	Total	C	N	O	S	0	0	0
			886	557	174	153	2			

- Molecule 19 is a protein called 50S ribosomal protein L23.

Mol	Chain	Residues	Atoms					ZeroOcc	AltConf	Trace
19	1X	95	Total	C	N	O	S	0	0	0
			750	488	135	126	1			
19	2X	95	Total	C	N	O	S	0	0	0
			750	488	135	126	1			

- Molecule 20 is a protein called 50S ribosomal protein L24.

Mol	Chain	Residues	Atoms					ZeroOcc	AltConf	Trace
20	1Y	107	Total	C	N	O	S	0	0	0
			810	520	153	131	6			
20	2Y	107	Total	C	N	O	S	0	0	0
			810	519	153	132	6			

- Molecule 21 is a protein called 50S ribosomal protein L25.

Mol	Chain	Residues	Atoms					ZeroOcc	AltConf	Trace
21	1Z	203	Total	C	N	O	S	0	0	0
			1587	1011	282	292	2			
21	2Z	201	Total	C	N	O	S	0	0	0
			1557	995	274	286	2			

- Molecule 22 is a protein called 50S ribosomal protein L27.

Mol	Chain	Residues	Atoms					ZeroOcc	AltConf	Trace
22	10	77	Total	C	N	O	S	0	0	0
			608	375	129	103	1			
22	20	77	Total	C	N	O	S	0	0	0
			608	375	129	103	1			

- Molecule 23 is a protein called 50S ribosomal protein L28.

Mol	Chain	Residues	Atoms					ZeroOcc	AltConf	Trace
23	11	97	Total	C	N	O	S	0	0	0
			754	475	148	130	1			
23	21	97	Total	C	N	O	S	0	0	0
			759	478	149	131	1			

- Molecule 24 is a protein called 50S ribosomal protein L29.

Mol	Chain	Residues	Atoms					ZeroOcc	AltConf	Trace
24	12	70	Total	C	N	O	S	0	0	0
			588	365	118	103	2			
24	22	70	Total	C	N	O	S	0	0	0
			592	368	119	103	2			

- Molecule 25 is a protein called 50S ribosomal protein L30.

Mol	Chain	Residues	Atoms				ZeroOcc	AltConf	Trace
25	13	59	Total	C	N	O	0	0	0
			469	298	90	81			
25	23	59	Total	C	N	O	0	0	0
			464	296	90	78			

- Molecule 26 is a protein called 50S ribosomal protein L31.

Mol	Chain	Residues	Atoms					ZeroOcc	AltConf	Trace
26	14	69	Total	C	N	O	S	0	0	0
			546	346	96	99	5			

Continued on next page...

Continued from previous page...

Mol	Chain	Residues	Atoms					ZeroOcc	AltConf	Trace
26	24	69	Total	C	N	O	S	0	0	0
			536	342	98	91	5			

- Molecule 27 is a protein called 50S ribosomal protein L32.

Mol	Chain	Residues	Atoms					ZeroOcc	AltConf	Trace
27	15	59	Total	C	N	O	S	0	0	0
			459	288	90	76	5			
27	25	59	Total	C	N	O	S	0	0	0
			455	285	89	76	5			

- Molecule 28 is a protein called 50S ribosomal protein L33.

Mol	Chain	Residues	Atoms					ZeroOcc	AltConf	Trace
28	16	53	Total	C	N	O	S	0	0	0
			453	281	91	77	4			
28	26	53	Total	C	N	O	S	0	0	0
			449	279	91	75	4			

- Molecule 29 is a protein called 50S ribosomal protein L34.

Mol	Chain	Residues	Atoms					ZeroOcc	AltConf	Trace
29	17	48	Total	C	N	O	S	0	0	0
			418	257	104	55	2			
29	27	48	Total	C	N	O	S	0	0	0
			418	257	104	55	2			

- Molecule 30 is a protein called 50S ribosomal protein L35.

Mol	Chain	Residues	Atoms					ZeroOcc	AltConf	Trace
30	18	64	Total	C	N	O	S	0	0	0
			517	331	102	82	2			
30	28	64	Total	C	N	O	S	0	0	0
			517	331	102	82	2			

- Molecule 31 is a protein called 50S ribosomal protein L36.

Mol	Chain	Residues	Atoms					ZeroOcc	AltConf	Trace
31	19	37	Total	C	N	O	S	0	0	0
			307	188	68	47	4			
31	29	37	Total	C	N	O	S	0	0	0
			307	188	68	47	4			

- Molecule 32 is a RNA chain called 16S Ribosomal RNA.

Mol	Chain	Residues	Atoms					ZeroOcc	AltConf	Trace
32	1a	1500	Total	C	N	O	P	0	0	0
			32246	14358	5975	10413	1500			
32	2a	1504	Total	C	N	O	P	0	0	0
			32331	14396	5990	10441	1504			

- Molecule 33 is a protein called 30S ribosomal protein S2.

Mol	Chain	Residues	Atoms					ZeroOcc	AltConf	Trace
33	1b	231	Total	C	N	O	S	0	0	0
			1842	1175	330	332	5			
33	2b	231	Total	C	N	O	S	0	0	0
			1825	1167	326	327	5			

- Molecule 34 is a protein called 30S ribosomal protein S3.

Mol	Chain	Residues	Atoms					ZeroOcc	AltConf	Trace
34	1c	206	Total	C	N	O	S	0	0	0
			1558	979	305	273	1			
34	2c	206	Total	C	N	O	S	0	0	0
			1542	968	300	273	1			

- Molecule 35 is a protein called 30S ribosomal protein S4.

Mol	Chain	Residues	Atoms					ZeroOcc	AltConf	Trace
35	1d	208	Total	C	N	O	S	0	0	0
			1665	1043	329	286	7			
35	2d	208	Total	C	N	O	S	0	0	0
			1668	1047	330	284	7			

- Molecule 36 is a protein called 30S ribosomal protein S5.

Mol	Chain	Residues	Atoms					ZeroOcc	AltConf	Trace
36	1e	148	Total	C	N	O	S	0	0	0
			1133	716	214	199	4			
36	2e	148	Total	C	N	O	S	0	0	0
			1133	716	214	199	4			

- Molecule 37 is a protein called 30S ribosomal protein S6.

Mol	Chain	Residues	Atoms					ZeroOcc	AltConf	Trace
37	1f	100	Total	C	N	O	S	0	0	0
			814	516	144	151	3			
37	2f	100	Total	C	N	O	S	0	0	0
			816	516	146	151	3			

- Molecule 38 is a protein called 30S ribosomal protein S7.

Mol	Chain	Residues	Atoms					ZeroOcc	AltConf	Trace
38	1g	155	Total	C	N	O	S	0	0	0
			1235	769	244	216	6			
38	2g	155	Total	C	N	O	S	0	0	0
			1229	766	241	216	6			

- Molecule 39 is a protein called 30S ribosomal protein S8.

Mol	Chain	Residues	Atoms					ZeroOcc	AltConf	Trace
39	1h	137	Total	C	N	O	S	0	0	0
			1098	694	210	192	2			
39	2h	137	Total	C	N	O	S	0	0	0
			1088	689	206	191	2			

- Molecule 40 is a protein called 30S ribosomal protein S9.

Mol	Chain	Residues	Atoms				ZeroOcc	AltConf	Trace
40	1i	127	Total	C	N	O	0	0	0
			986	625	193	168			
40	2i	126	Total	C	N	O	0	0	0
			966	613	186	167			

- Molecule 41 is a protein called 30S ribosomal protein S10.

Mol	Chain	Residues	Atoms				ZeroOcc	AltConf	Trace
41	1j	97	Total	C	N	O	0	0	0
			719	446	142	131			
41	2j	96	Total	C	N	O	0	0	0
			710	442	137	131			

- Molecule 42 is a protein called 30S ribosomal protein S11.

Mol	Chain	Residues	Atoms					ZeroOcc	AltConf	Trace
42	1k	114	Total	C	N	O	S	0	0	0
			834	520	156	155	3			

Continued on next page...

Continued from previous page...

Mol	Chain	Residues	Atoms					ZeroOcc	AltConf	Trace
			Total	C	N	O	S			
42	2k	114	833	519	156	155	3	0	0	0

- Molecule 43 is a protein called 30S ribosomal protein S12.

Mol	Chain	Residues	Atoms					ZeroOcc	AltConf	Trace
			Total	C	N	O	S			
43	1l	122	932	586	185	159	2	0	0	0
43	2l	122	932	586	185	159	2	0	0	0

- Molecule 44 is a protein called 30S ribosomal protein S13.

Mol	Chain	Residues	Atoms					ZeroOcc	AltConf	Trace
			Total	C	N	O	S			
44	1m	116	914	564	189	159	2	0	0	0
44	2m	114	895	550	186	157	2	0	0	0

- Molecule 45 is a protein called 30S ribosomal protein S14 type Z.

Mol	Chain	Residues	Atoms					ZeroOcc	AltConf	Trace
			Total	C	N	O	S			
45	1n	60	492	312	104	72	4	0	0	0
45	2n	60	492	312	104	72	4	0	0	0

- Molecule 46 is a protein called 30S ribosomal protein S15.

Mol	Chain	Residues	Atoms					ZeroOcc	AltConf	Trace
			Total	C	N	O	S			
46	1o	88	728	456	144	126	2	0	0	0
46	2o	88	728	456	144	126	2	0	0	0

- Molecule 47 is a protein called 30S ribosomal protein S16.

Mol	Chain	Residues	Atoms					ZeroOcc	AltConf	Trace
			Total	C	N	O	S			
47	1p	82	681	433	134	113	1	0	0	0
47	2p	82	677	430	133	113	1	0	0	0

- Molecule 48 is a protein called 30S ribosomal protein S17.

Mol	Chain	Residues	Atoms					ZeroOcc	AltConf	Trace
48	1q	99	Total	C	N	O	S	0	0	0
			823	528	151	142	2			
48	2q	99	Total	C	N	O	S	0	0	0
			823	528	151	142	2			

- Molecule 49 is a protein called 30S ribosomal protein S18.

Mol	Chain	Residues	Atoms				ZeroOcc	AltConf	Trace
49	1r	68	Total	C	N	O	0	0	0
			555	355	108	92			
49	2r	68	Total	C	N	O	0	0	0
			555	355	108	92			

- Molecule 50 is a protein called 30S ribosomal protein S19.

Mol	Chain	Residues	Atoms					ZeroOcc	AltConf	Trace
50	1s	83	Total	C	N	O	S	0	0	0
			648	415	120	111	2			
50	2s	83	Total	C	N	O	S	0	0	0
			645	410	118	115	2			

- Molecule 51 is a protein called 30S ribosomal protein S20.

Mol	Chain	Residues	Atoms					ZeroOcc	AltConf	Trace
51	1t	96	Total	C	N	O	S	0	0	0
			732	449	157	124	2			
51	2t	98	Total	C	N	O	S	0	0	0
			733	451	154	126	2			

- Molecule 52 is a protein called 30S ribosomal protein Thx.

Mol	Chain	Residues	Atoms				ZeroOcc	AltConf	Trace
52	1u	23	Total	C	N	O	0	0	0
			199	122	48	29			
52	2u	23	Total	C	N	O	0	0	0
			199	122	48	29			

- Molecule 53 is a protein called Ribosome-associated inhibitor A.

Mol	Chain	Residues	Atoms					ZeroOcc	AltConf	Trace
53	1y	97	Total	C	N	O	S	0	0	0
			764	478	144	139	3			
53	2y	96	Total	C	N	O	S	0	0	0
			749	468	141	137	3			

- Molecule 54 is MAGNESIUM ION (CCD ID: MG) (formula: Mg).

Mol	Chain	Residues	Atoms		ZeroOcc	AltConf
54	1A	1019	Total	Mg	0	0
			1019	1019		
54	1B	30	Total	Mg	0	0
			30	30		
54	1D	15	Total	Mg	0	0
			15	15		
54	1E	9	Total	Mg	0	0
			9	9		
54	1F	19	Total	Mg	0	0
			19	19		
54	1G	4	Total	Mg	0	0
			4	4		
54	1H	2	Total	Mg	0	0
			2	2		
54	1N	4	Total	Mg	0	0
			4	4		
54	1O	1	Total	Mg	0	0
			1	1		
54	1P	7	Total	Mg	0	0
			7	7		
54	1Q	5	Total	Mg	0	0
			5	5		
54	1R	4	Total	Mg	0	0
			4	4		
54	1T	5	Total	Mg	0	0
			5	5		
54	1U	8	Total	Mg	0	0
			8	8		
54	1V	7	Total	Mg	0	0
			7	7		
54	1W	3	Total	Mg	0	0
			3	3		
54	1X	1	Total	Mg	0	0
			1	1		
54	1Z	1	Total	Mg	0	0
			1	1		

Continued on next page...

Continued from previous page...

Mol	Chain	Residues	Atoms	ZeroOcc	AltConf
54	10	7	Total Mg 7 7	0	0
54	11	4	Total Mg 4 4	0	0
54	13	4	Total Mg 4 4	0	0
54	14	1	Total Mg 1 1	0	0
54	15	9	Total Mg 9 9	0	0
54	17	7	Total Mg 7 7	0	0
54	18	4	Total Mg 4 4	0	0
54	19	2	Total Mg 2 2	0	0
54	1a	278	Total Mg 278 278	0	0
54	1b	1	Total Mg 1 1	0	0
54	1d	4	Total Mg 4 4	0	0
54	1e	3	Total Mg 3 3	0	0
54	1f	1	Total Mg 1 1	0	0
54	1g	2	Total Mg 2 2	0	0
54	1h	2	Total Mg 2 2	0	0
54	1i	1	Total Mg 1 1	0	0
54	1k	1	Total Mg 1 1	0	0
54	1l	2	Total Mg 2 2	0	0
54	1m	1	Total Mg 1 1	0	0
54	1n	2	Total Mg 2 2	0	0
54	1o	2	Total Mg 2 2	0	0

Continued on next page...

Continued from previous page...

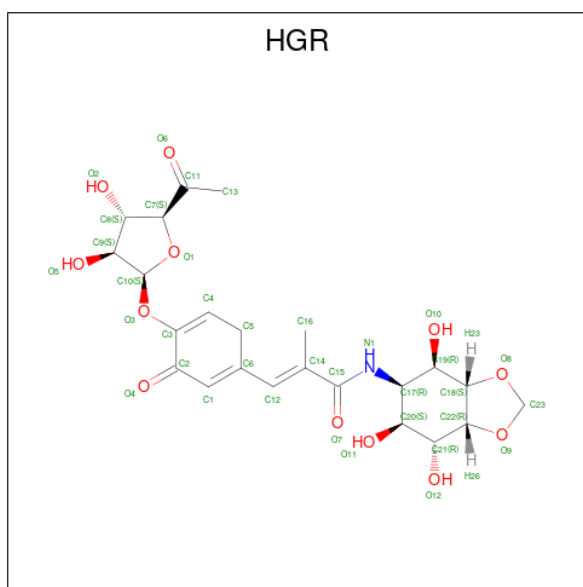
Mol	Chain	Residues	Atoms	ZeroOcc	AltConf
54	1r	1	Total Mg 1 1	0	0
54	1t	1	Total Mg 1 1	0	0
54	1y	3	Total Mg 3 3	0	0
54	2A	742	Total Mg 742 742	0	0
54	2B	17	Total Mg 17 17	0	0
54	2D	10	Total Mg 10 10	0	0
54	2E	6	Total Mg 6 6	0	0
54	2F	4	Total Mg 4 4	0	0
54	2G	2	Total Mg 2 2	0	0
54	2I	1	Total Mg 1 1	0	0
54	2N	1	Total Mg 1 1	0	0
54	2O	1	Total Mg 1 1	0	0
54	2P	4	Total Mg 4 4	0	0
54	2Q	2	Total Mg 2 2	0	0
54	2R	2	Total Mg 2 2	0	0
54	2T	4	Total Mg 4 4	0	0
54	2V	3	Total Mg 3 3	0	0
54	2W	4	Total Mg 4 4	0	0
54	20	1	Total Mg 1 1	0	0
54	21	1	Total Mg 1 1	0	0
54	23	1	Total Mg 1 1	0	0

Continued on next page...

Continued from previous page...

Mol	Chain	Residues	Atoms	ZeroOcc	AltConf
54	25	2	Total Mg 2 2	0	0
54	27	1	Total Mg 1 1	0	0
54	28	2	Total Mg 2 2	0	0
54	2a	192	Total Mg 192 192	0	0
54	2e	1	Total Mg 1 1	0	0
54	2f	1	Total Mg 1 1	0	0
54	2j	1	Total Mg 1 1	0	0
54	2k	1	Total Mg 1 1	0	0
54	2p	1	Total Mg 1 1	0	0
54	2t	1	Total Mg 1 1	0	0

- Molecule 55 is Hygromycin A (CCD ID: HGR) (formula: $C_{23}H_{29}NO_{12}$) (labeled as "Ligand of Interest" by depositor).



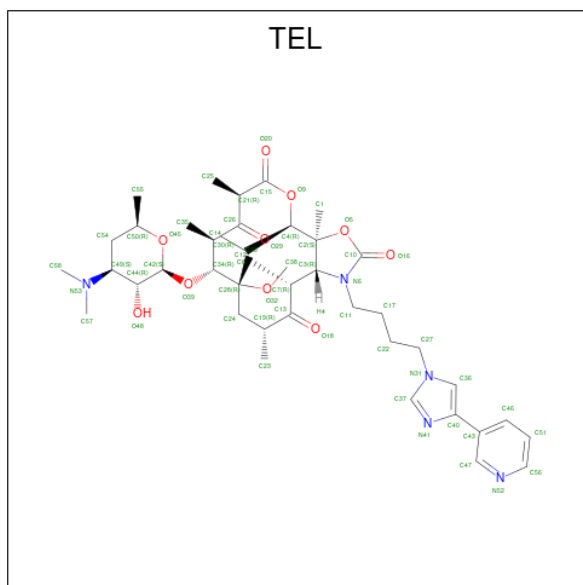
Mol	Chain	Residues	Atoms	ZeroOcc	AltConf
55	1A	1	Total C N O 36 23 1 12	0	0

Continued on next page...

Continued from previous page...

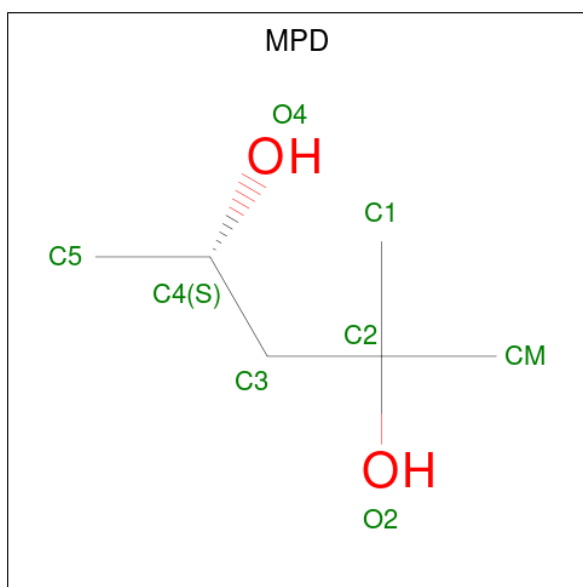
Mol	Chain	Residues	Atoms				ZeroOcc	AltConf
			Total	C	N	O		
55	2A	1	36	23	1	12	0	0

- Molecule 56 is TELITHROMYCIN (CCD ID: TEL) (formula: $C_{43}H_{65}N_5O_{10}$) (labeled as "Ligand of Interest" by depositor).



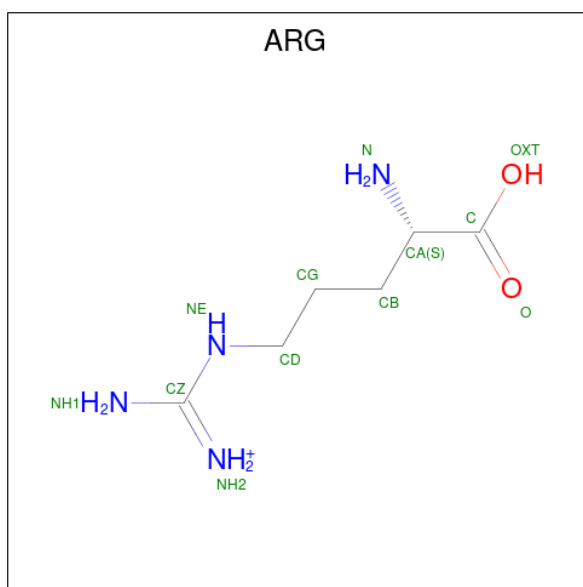
Mol	Chain	Residues	Atoms				ZeroOcc	AltConf
			Total	C	N	O		
56	1A	1	58	43	5	10	0	0
56	2A	1	58	43	5	10	0	0

- Molecule 57 is (4S)-2-METHYL-2,4-PENTANEDIOL (CCD ID: MPD) (formula: $C_6H_{14}O_2$).



Mol	Chain	Residues	Atoms	ZeroOcc	AltConf
57	1A	1	Total C O 8 6 2	0	0
57	1T	1	Total C O 8 6 2	0	0
57	18	1	Total C O 8 6 2	0	0
57	1a	1	Total C O 8 6 2	0	0
57	2A	1	Total C O 8 6 2	0	0
57	2A	1	Total C O 8 6 2	0	0
57	2A	1	Total C O 8 6 2	0	0

- Molecule 58 is ARGinine (CCD ID: ARG) (formula: C₆H₁₅N₄O₂).



Mol	Chain	Residues	Atoms				ZeroOcc	AltConf
58	1B	1	Total	C	N	O	0	0
			12	6	4	2		
58	1F	1	Total	C	N	O	0	0
			12	6	4	2		

- Molecule 59 is ZINC ION (CCD ID: ZN) (formula: Zn).

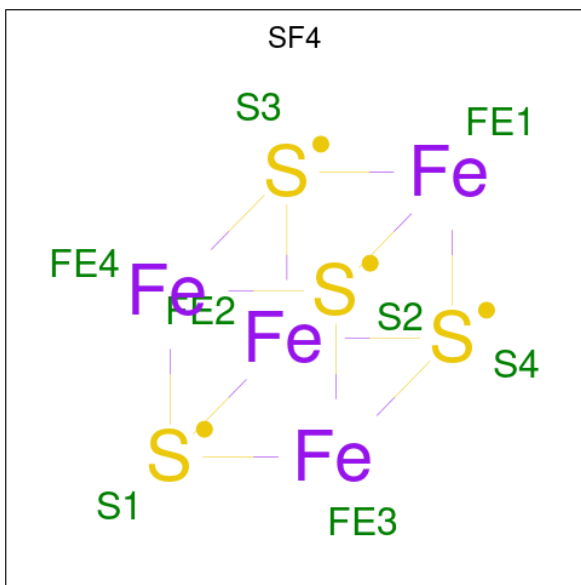
Mol	Chain	Residues	Atoms		ZeroOcc	AltConf
59	1Y	1	Total	Zn	0	0
			1	1		
59	14	1	Total	Zn	0	0
			1	1		
59	15	1	Total	Zn	0	0
			1	1		
59	16	1	Total	Zn	0	0
			1	1		
59	19	1	Total	Zn	0	0
			1	1		
59	1n	1	Total	Zn	0	0
			1	1		
59	2Y	1	Total	Zn	0	0
			1	1		
59	24	1	Total	Zn	0	0
			1	1		
59	25	1	Total	Zn	0	0
			1	1		
59	26	1	Total	Zn	0	0
			1	1		

Continued on next page...

Continued from previous page...

Mol	Chain	Residues	Atoms	ZeroOcc	AltConf
59	29	1	Total Zn 1 1	0	0
59	2n	1	Total Zn 1 1	0	0

- Molecule 60 is IRON/SULFUR CLUSTER (CCD ID: SF4) (formula: Fe₄S₄).



Mol	Chain	Residues	Atoms	ZeroOcc	AltConf
60	1d	1	Total Fe S 8 4 4	0	0
60	2d	1	Total Fe S 8 4 4	0	0

- Molecule 61 is water.

Mol	Chain	Residues	Atoms	ZeroOcc	AltConf
61	1A	4030	Total O 4030 4030	0	0
61	1B	101	Total O 101 101	0	0
61	1D	118	Total O 118 118	0	0
61	1E	76	Total O 76 76	0	0
61	1F	67	Total O 67 67	0	0

Continued on next page...

Continued from previous page...

Mol	Chain	Residues	Atoms	ZeroOcc	AltConf
61	1G	17	Total O 17 17	0	0
61	1H	16	Total O 16 16	0	0
61	1I	7	Total O 7 7	0	0
61	1N	56	Total O 56 56	0	0
61	1O	22	Total O 22 22	0	0
61	1P	59	Total O 59 59	0	0
61	1Q	39	Total O 39 39	0	0
61	1R	36	Total O 36 36	0	0
61	1S	13	Total O 13 13	0	0
61	1T	36	Total O 36 36	0	0
61	1U	50	Total O 50 50	0	0
61	1V	34	Total O 34 34	0	0
61	1W	26	Total O 26 26	0	0
61	1X	26	Total O 26 26	0	0
61	1Y	15	Total O 15 15	0	0
61	1Z	13	Total O 13 13	0	0
61	10	23	Total O 23 23	0	0
61	11	24	Total O 24 24	0	0
61	12	13	Total O 13 13	0	0
61	13	27	Total O 27 27	0	0
61	14	2	Total O 2 2	0	0

Continued on next page...

Continued from previous page...

Mol	Chain	Residues	Atoms	ZeroOcc	AltConf
61	15	23	Total O 23 23	0	0
61	16	15	Total O 15 15	0	0
61	17	16	Total O 16 16	0	0
61	18	27	Total O 27 27	0	0
61	19	7	Total O 7 7	0	0
61	1a	483	Total O 483 483	0	0
61	1b	1	Total O 1 1	0	0
61	1d	9	Total O 9 9	0	0
61	1e	6	Total O 6 6	0	0
61	1f	2	Total O 2 2	0	0
61	1h	1	Total O 1 1	0	0
61	1j	1	Total O 1 1	0	0
61	1l	3	Total O 3 3	0	0
61	1m	1	Total O 1 1	0	0
61	1o	2	Total O 2 2	0	0
61	1p	1	Total O 1 1	0	0
61	1u	1	Total O 1 1	0	0
61	1y	3	Total O 3 3	0	0
61	2A	2427	Total O 2427 2427	0	0
61	2B	56	Total O 56 56	0	0
61	2D	60	Total O 60 60	0	0

Continued on next page...

Continued from previous page...

Mol	Chain	Residues	Atoms		ZeroOcc	AltConf
61	2E	30	Total 30	O 30	0	0
61	2F	26	Total 26	O 26	0	0
61	2G	3	Total 3	O 3	0	0
61	2H	2	Total 2	O 2	0	0
61	2I	4	Total 4	O 4	0	0
61	2N	5	Total 5	O 5	0	0
61	2O	24	Total 24	O 24	0	0
61	2P	30	Total 30	O 30	0	0
61	2Q	18	Total 18	O 18	0	0
61	2R	18	Total 18	O 18	0	0
61	2S	4	Total 4	O 4	0	0
61	2T	9	Total 9	O 9	0	0
61	2U	14	Total 14	O 14	0	0
61	2V	4	Total 4	O 4	0	0
61	2W	18	Total 18	O 18	0	0
61	2X	5	Total 5	O 5	0	0
61	2Y	3	Total 3	O 3	0	0
61	2Z	9	Total 9	O 9	0	0
61	20	13	Total 13	O 13	0	0
61	21	21	Total 21	O 21	0	0
61	22	2	Total 2	O 2	0	0

Continued on next page...


Continued from previous page...

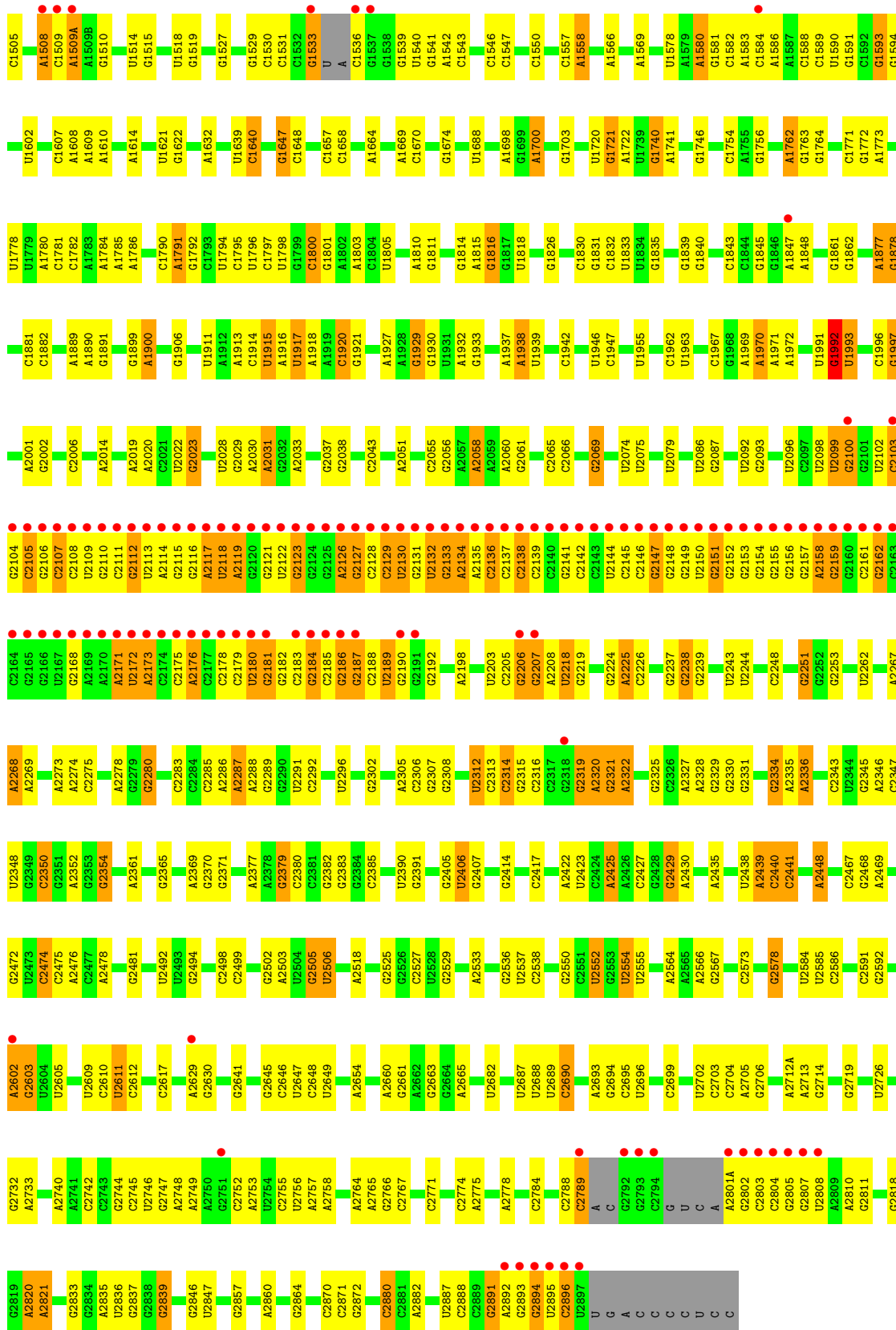
Mol	Chain	Residues	Atoms		ZeroOcc	AltConf
61	23	2	Total 2	O 2	0	0
61	25	9	Total 9	O 9	0	0
61	26	6	Total 6	O 6	0	0
61	27	9	Total 9	O 9	0	0
61	28	13	Total 13	O 13	0	0
61	29	1	Total 1	O 1	0	0
61	2a	428	Total 428	O 428	0	0
61	2d	6	Total 6	O 6	0	0
61	2e	1	Total 1	O 1	0	0
61	2f	2	Total 2	O 2	0	0
61	2j	2	Total 2	O 2	0	0
61	2l	3	Total 3	O 3	0	0
61	2m	1	Total 1	O 1	0	0
61	2n	1	Total 1	O 1	0	0
61	2o	2	Total 2	O 2	0	0
61	2p	2	Total 2	O 2	0	0
61	2q	1	Total 1	O 1	0	0
61	2r	4	Total 4	O 4	0	0
61	2t	2	Total 2	O 2	0	0
61	2y	3	Total 3	O 3	0	0

3 Residue-property plots [i](#)

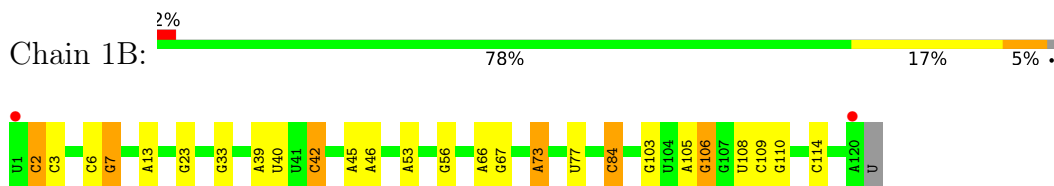
These plots are drawn for all protein, RNA, DNA and oligosaccharide chains in the entry. The first graphic for a chain summarises the proportions of the various outlier classes displayed in the second graphic. The second graphic shows the sequence view annotated by issues in geometry and electron density. Residues are color-coded according to the number of geometric quality criteria for which they contain at least one outlier: green = 0, yellow = 1, orange = 2 and red = 3 or more. A red dot above a residue indicates a poor fit to the electron density ($RSRZ > 2$). Stretches of 2 or more consecutive residues without any outlier are shown as a green connector. Residues present in the sample, but not in the model, are shown in grey.

- Molecule 1: 23S Ribosomal RNA

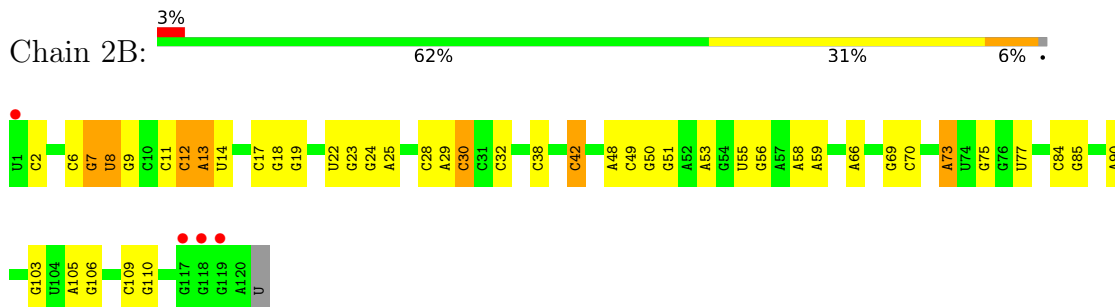




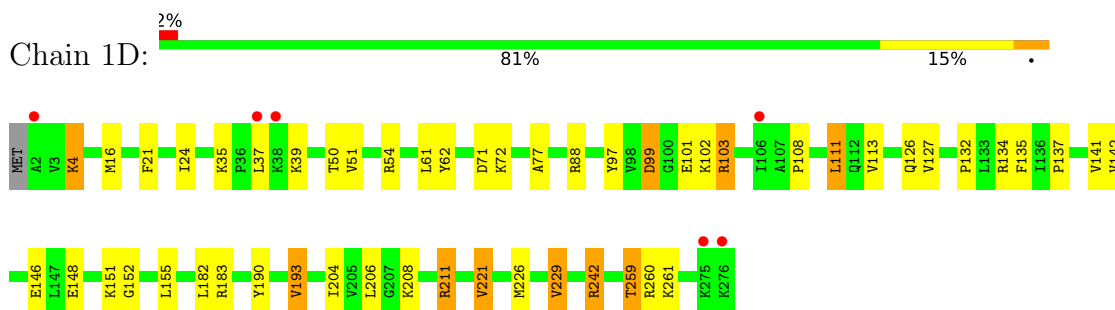
• Molecule 2: 5S Ribosomal RNA



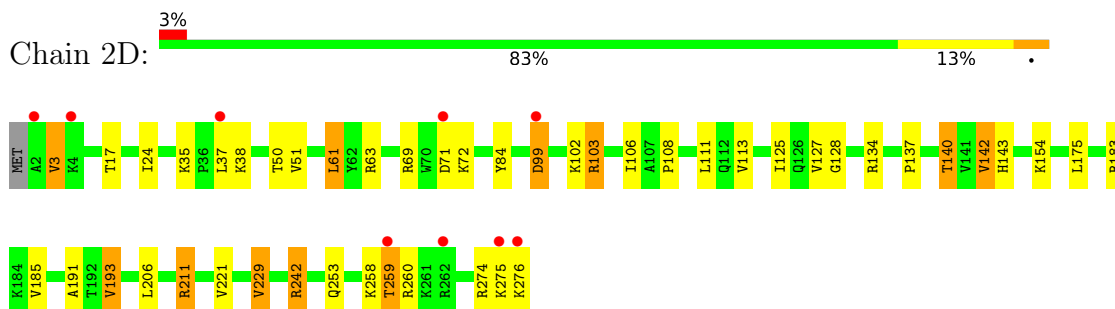
- Molecule 2: 5S Ribosomal RNA



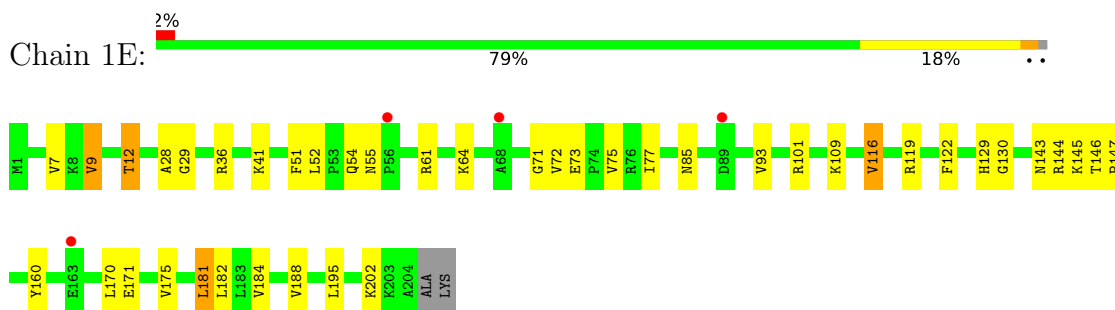
- Molecule 3: 50S ribosomal protein L2



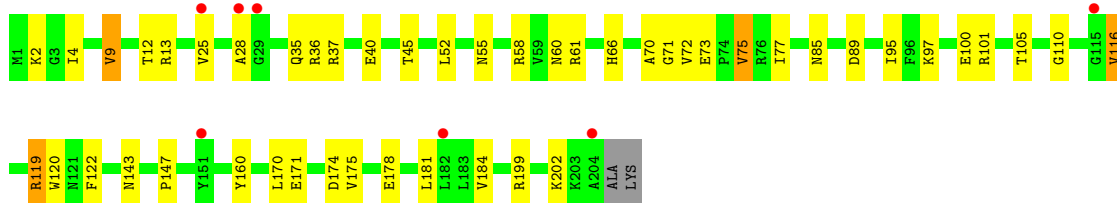
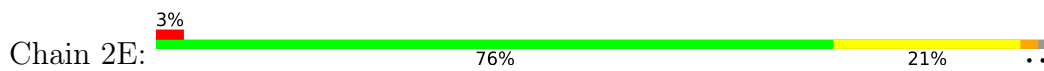
- Molecule 3: 50S ribosomal protein L2



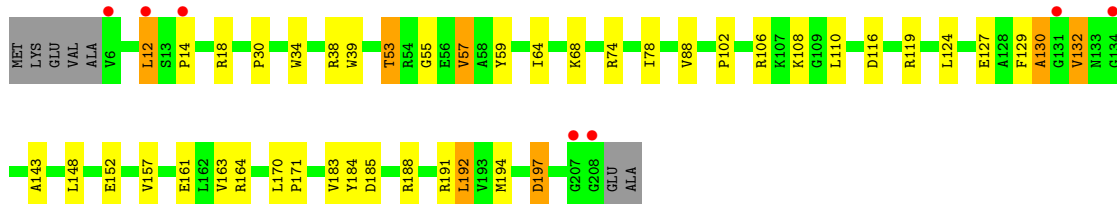
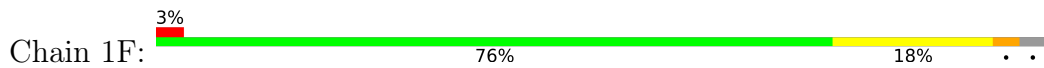
- Molecule 4: 50S ribosomal protein L3



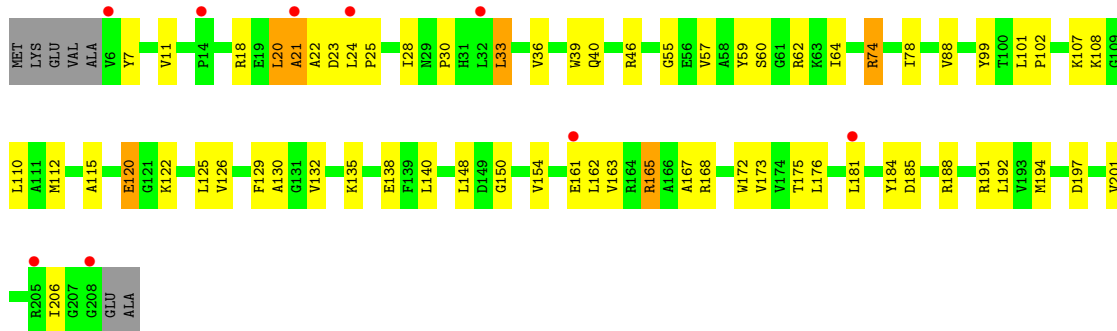
- Molecule 4: 50S ribosomal protein L3



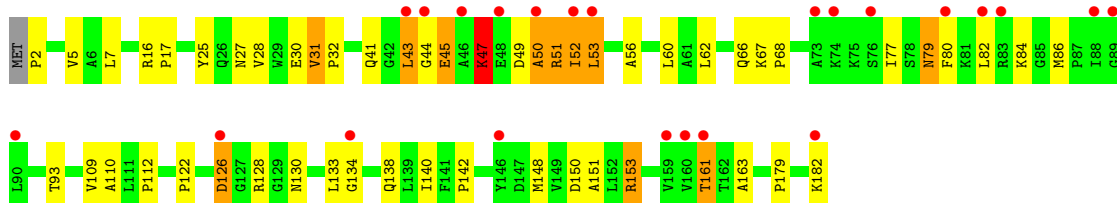
• Molecule 5: 50S ribosomal protein L4



• Molecule 5: 50S ribosomal protein L4

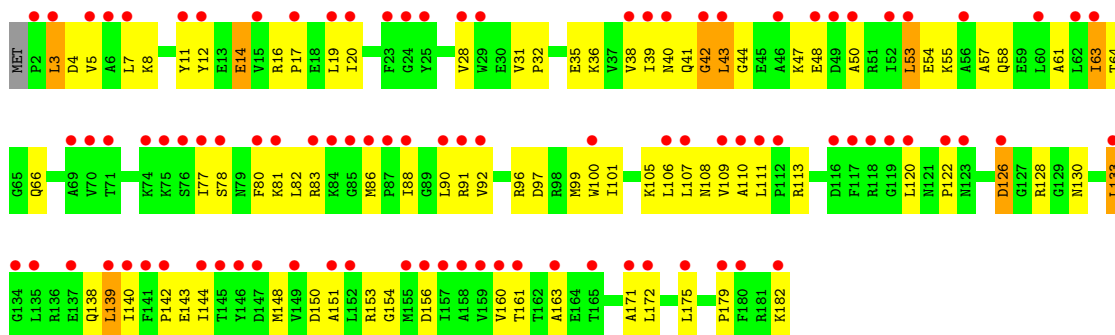


• Molecule 6: 50S ribosomal protein L5

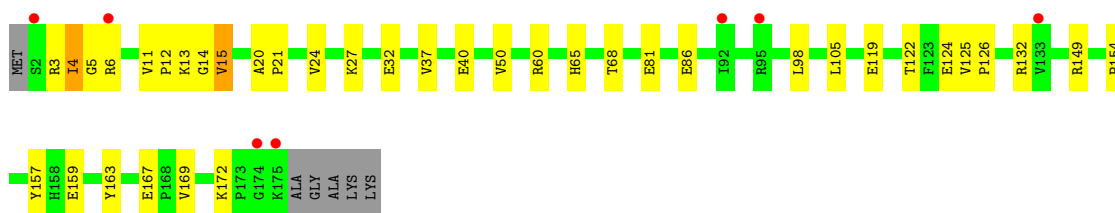
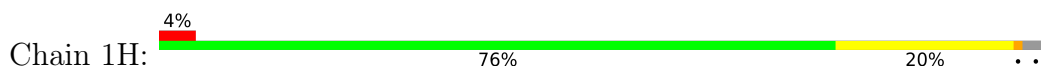


• Molecule 6: 50S ribosomal protein L5

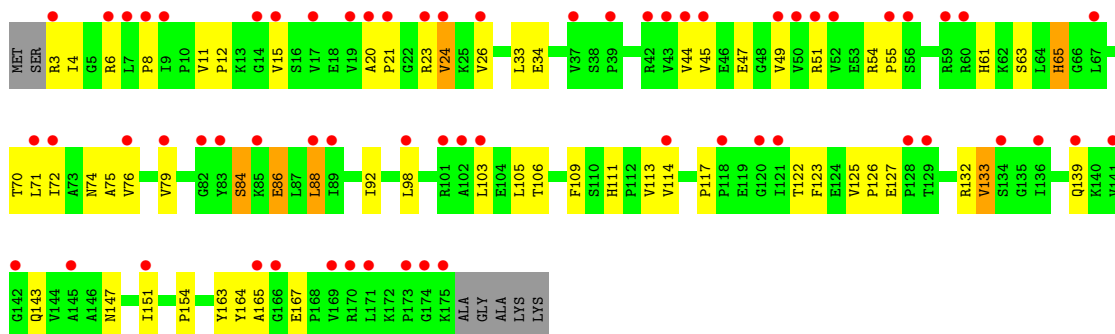




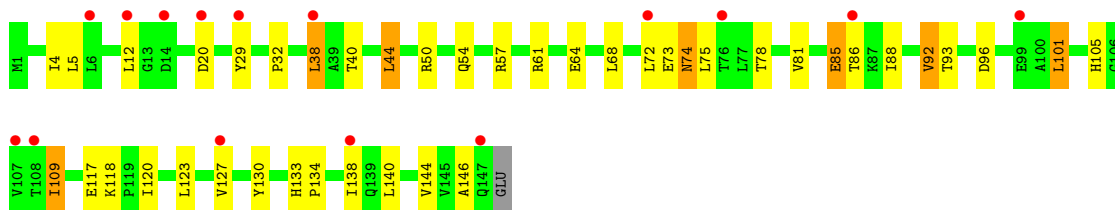
- Molecule 7: 50S ribosomal protein L6



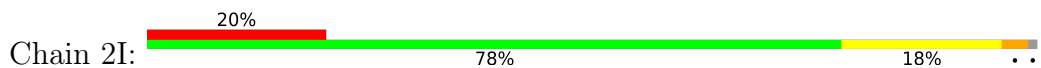
- Molecule 7: 50S ribosomal protein L6

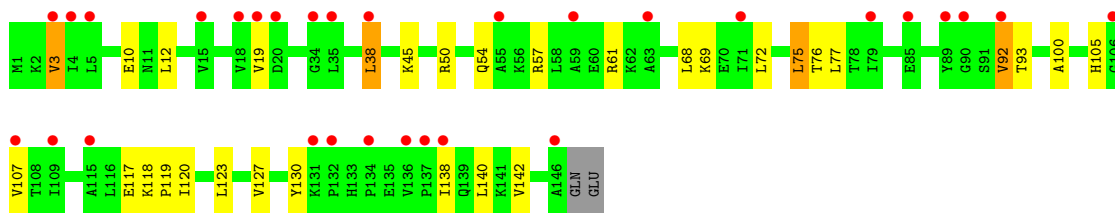


- Molecule 8: 50S ribosomal protein L9

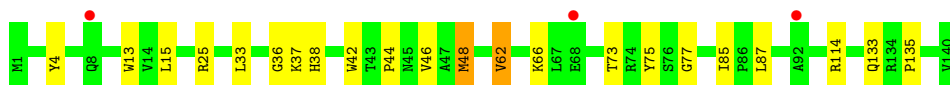
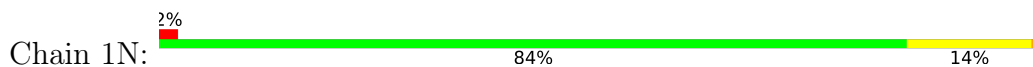


- Molecule 8: 50S ribosomal protein L9

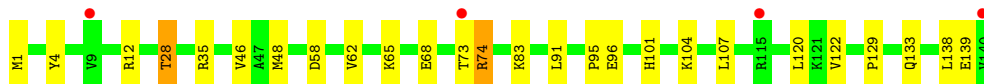
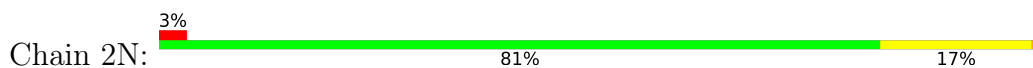




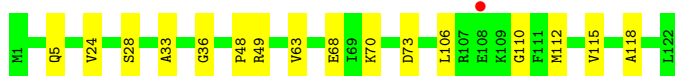
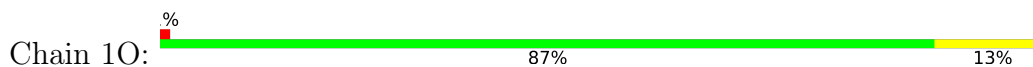
- Molecule 9: 50S ribosomal protein L13



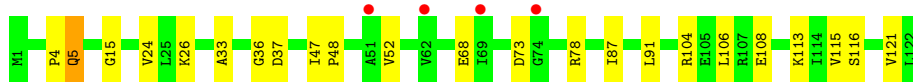
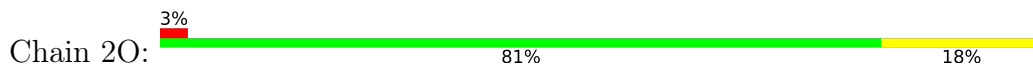
- Molecule 9: 50S ribosomal protein L13



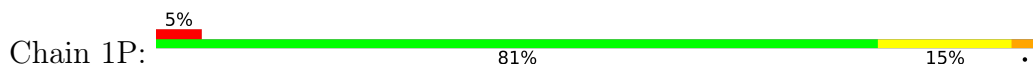
- Molecule 10: 50S ribosomal protein L14



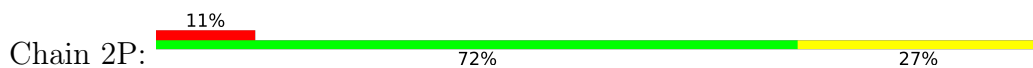
- Molecule 10: 50S ribosomal protein L14

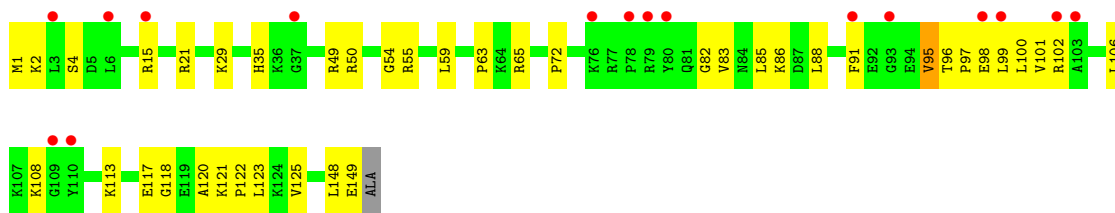


- Molecule 11: 50S ribosomal protein L15


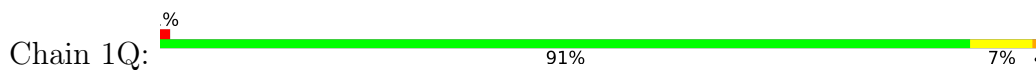


- Molecule 11: 50S ribosomal protein L15

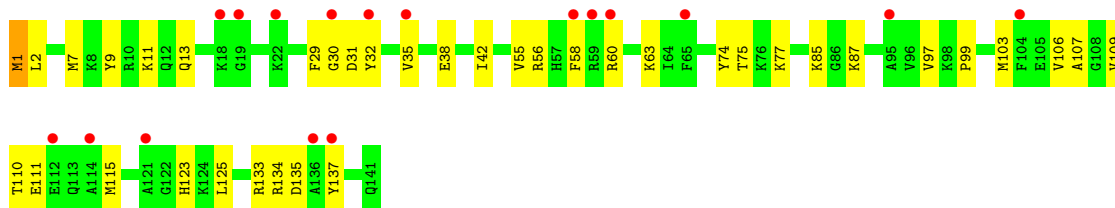
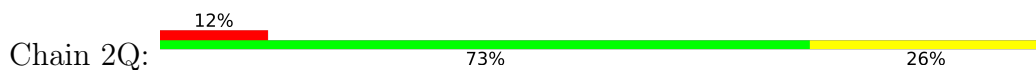




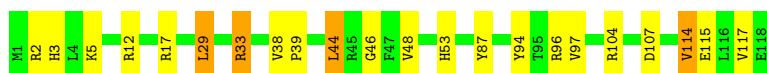
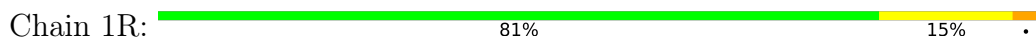
- Molecule 12: 50S ribosomal protein L16



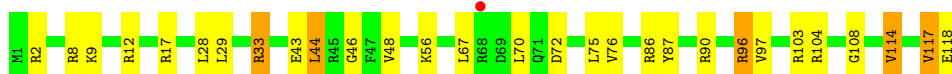
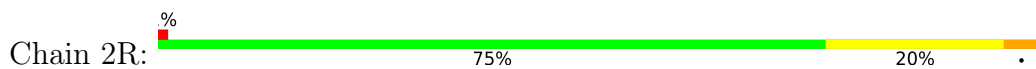
- Molecule 12: 50S ribosomal protein L16



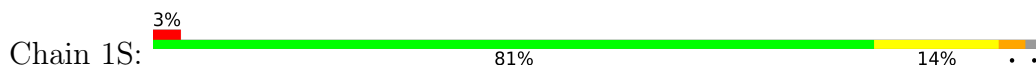
- Molecule 13: 50S ribosomal protein L17



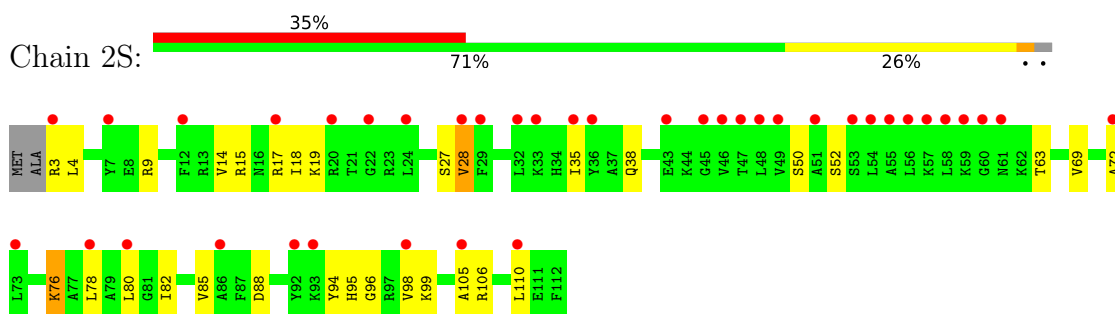
- Molecule 13: 50S ribosomal protein L17



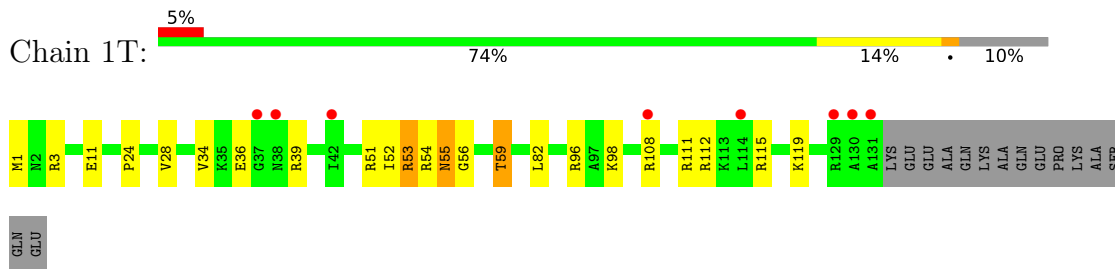
- Molecule 14: 50S ribosomal protein L18



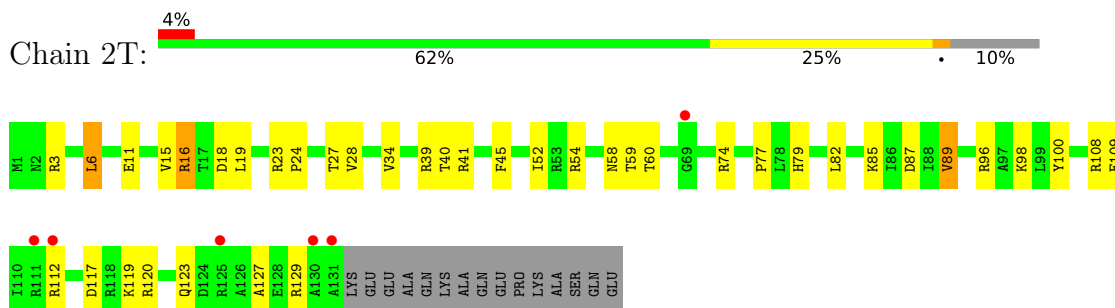
- Molecule 14: 50S ribosomal protein L18



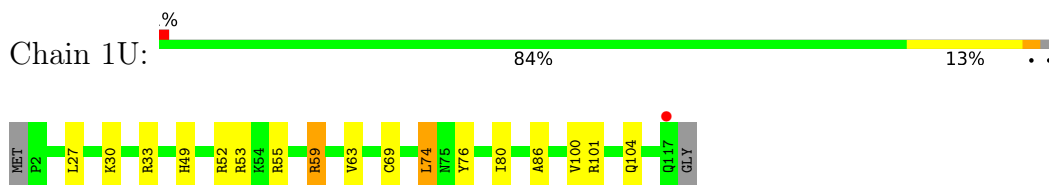
- Molecule 15: 50S ribosomal protein L19



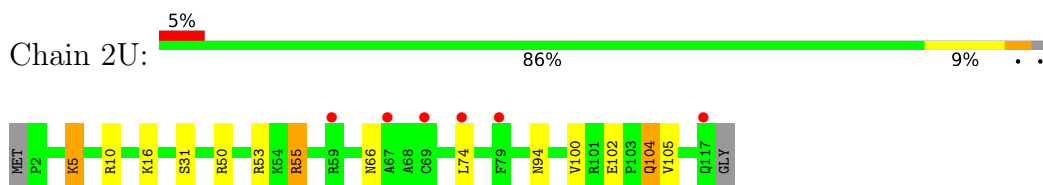
- Molecule 15: 50S ribosomal protein L19



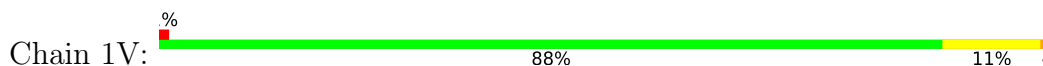
- Molecule 16: 50S ribosomal protein L20



- Molecule 16: 50S ribosomal protein L20



- Molecule 17: 50S ribosomal protein L21

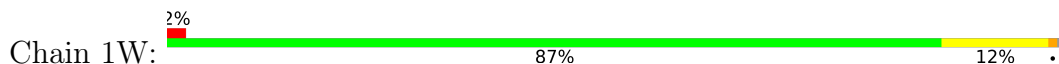




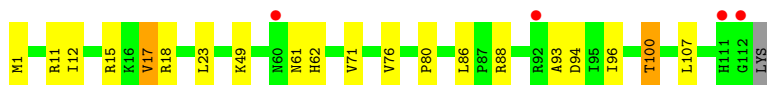
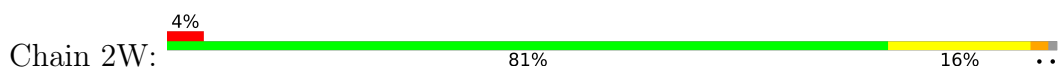
- Molecule 17: 50S ribosomal protein L21



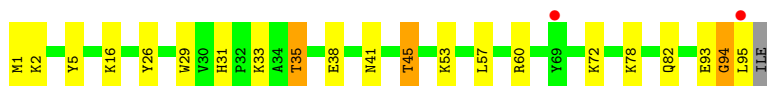
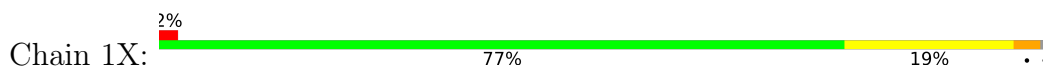
- Molecule 18: 50S ribosomal protein L22



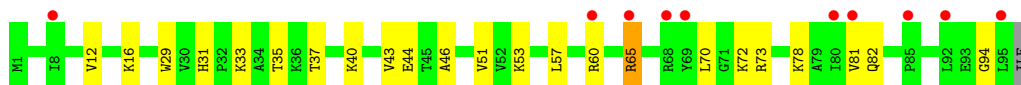
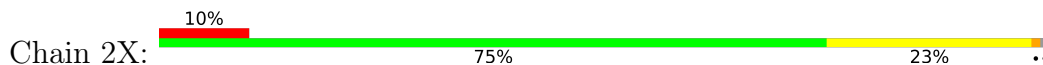
- Molecule 18: 50S ribosomal protein L22



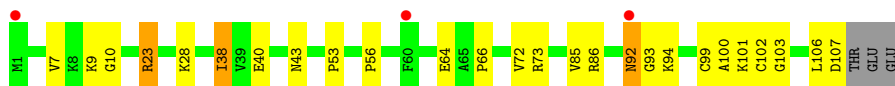
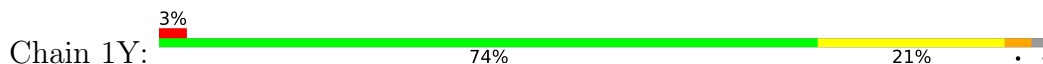
- Molecule 19: 50S ribosomal protein L23



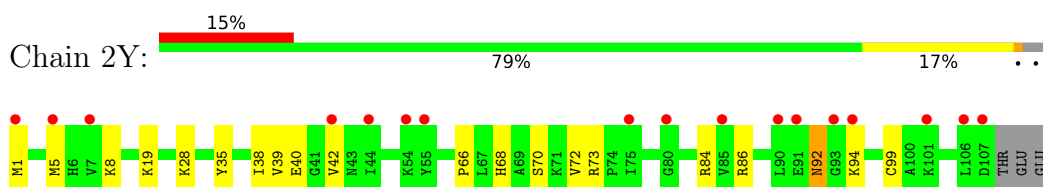
- Molecule 19: 50S ribosomal protein L23



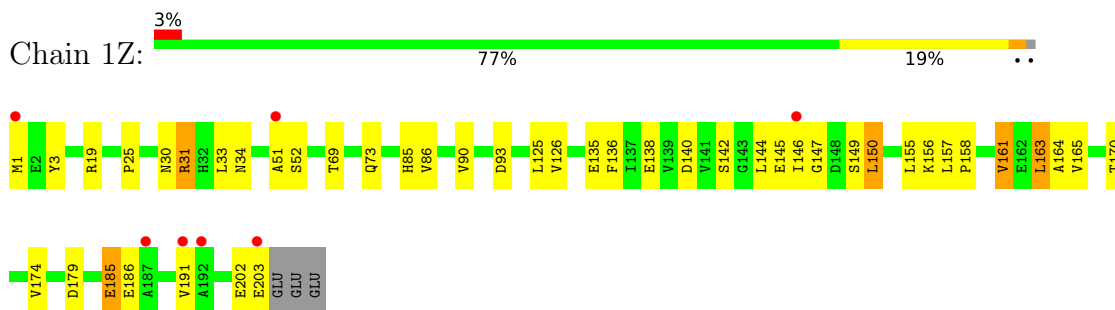
- Molecule 20: 50S ribosomal protein L24



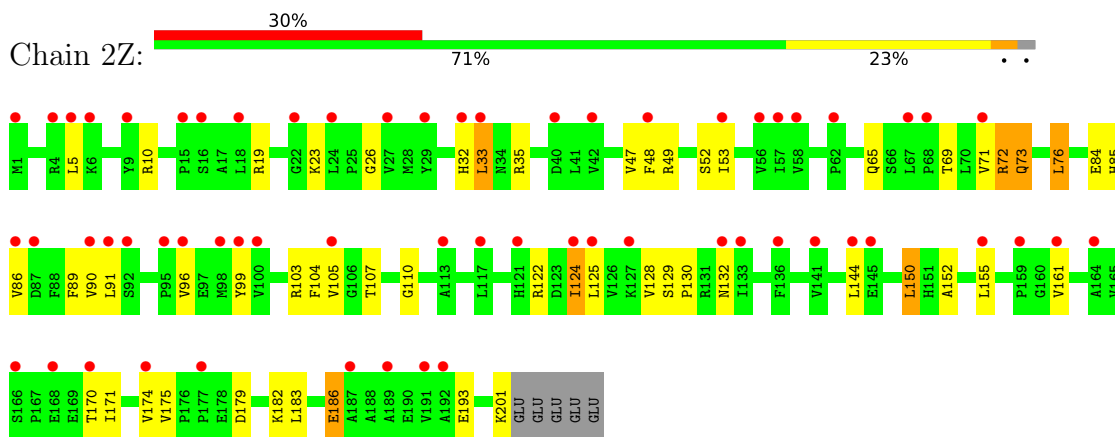
- Molecule 20: 50S ribosomal protein L24



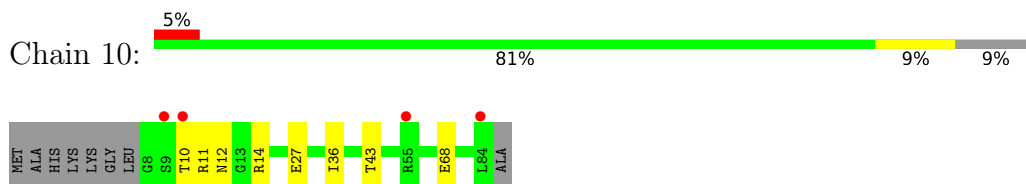
- Molecule 21: 50S ribosomal protein L25



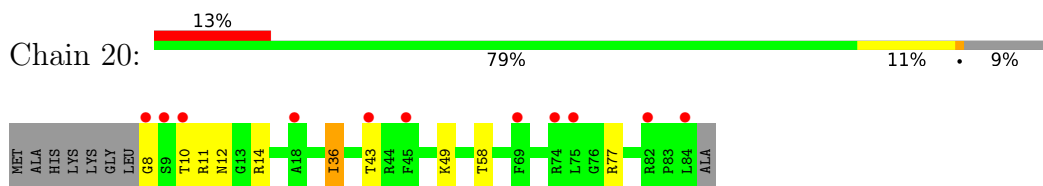
- Molecule 21: 50S ribosomal protein L25



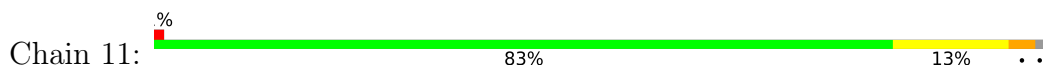
- Molecule 22: 50S ribosomal protein L27



- Molecule 22: 50S ribosomal protein L27

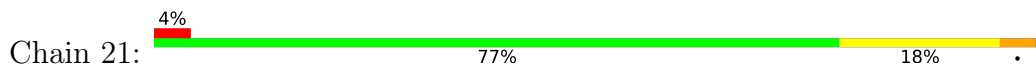


- Molecule 23: 50S ribosomal protein L28





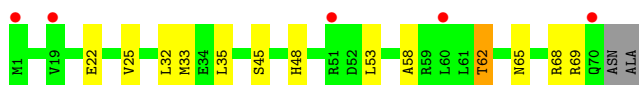
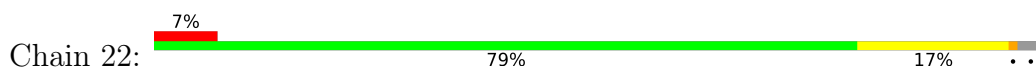
- Molecule 23: 50S ribosomal protein L28



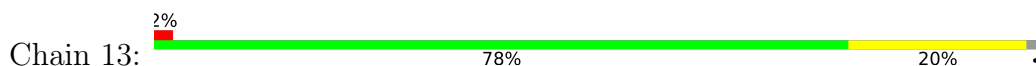
- Molecule 24: 50S ribosomal protein L29



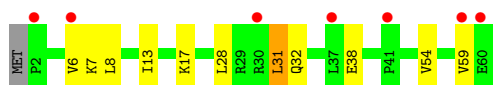
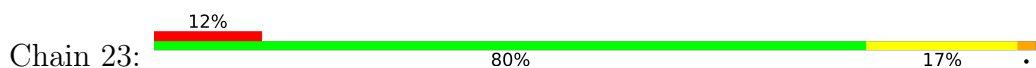
- Molecule 24: 50S ribosomal protein L29



- Molecule 25: 50S ribosomal protein L30



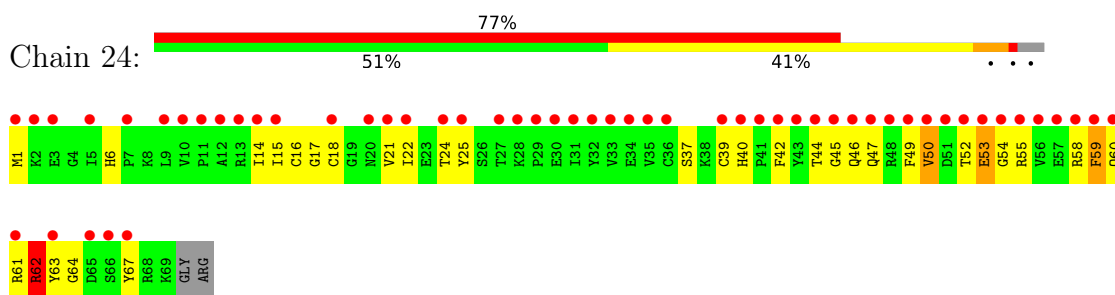
- Molecule 25: 50S ribosomal protein L30



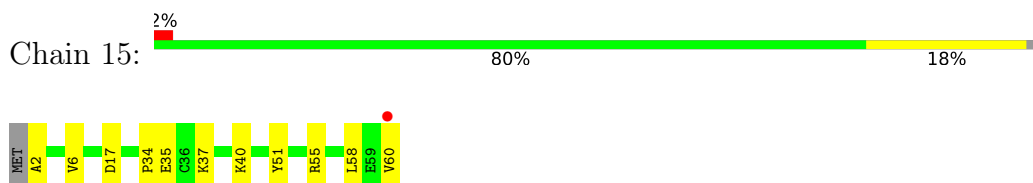
- Molecule 26: 50S ribosomal protein L31



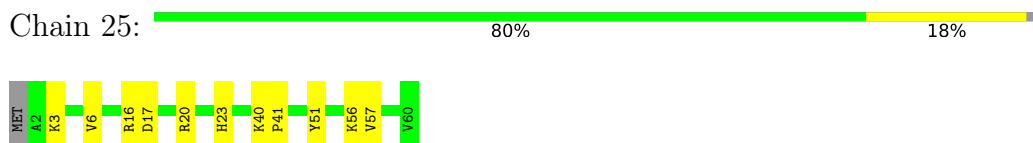
- Molecule 26: 50S ribosomal protein L31



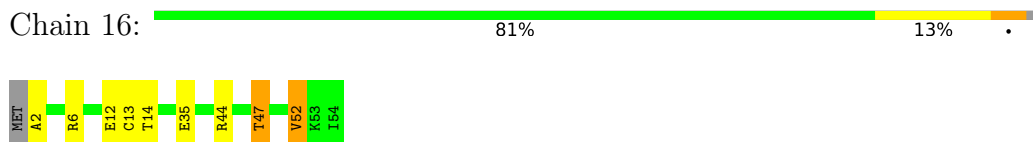
- Molecule 27: 50S ribosomal protein L32



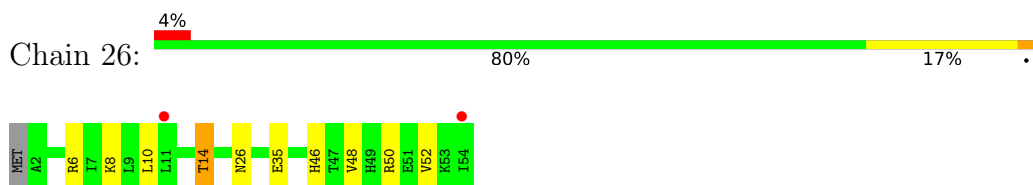
- Molecule 27: 50S ribosomal protein L32



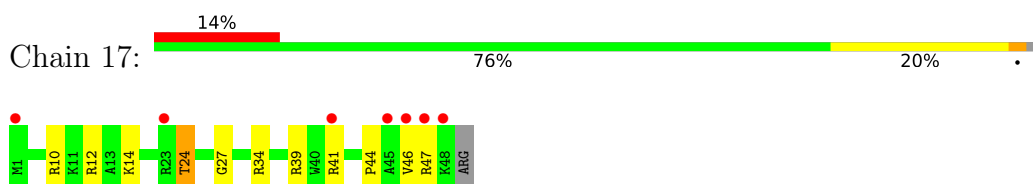
- Molecule 28: 50S ribosomal protein L33



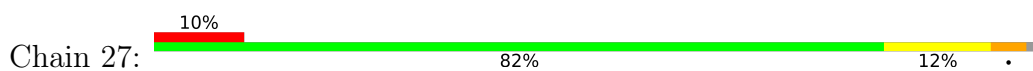
- Molecule 28: 50S ribosomal protein L33

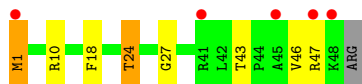


- Molecule 29: 50S ribosomal protein L34




- Molecule 29: 50S ribosomal protein L34





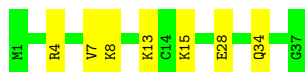
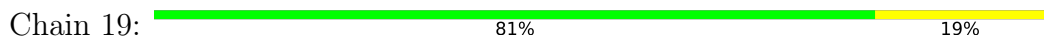
• Molecule 30: 50S ribosomal protein L35



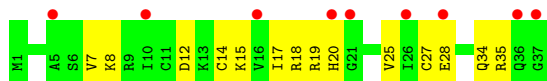
• Molecule 30: 50S ribosomal protein L35



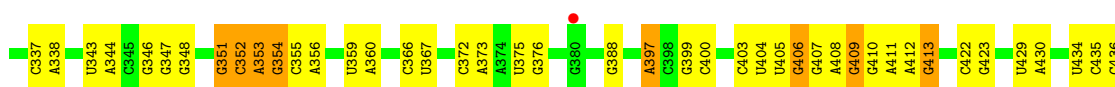
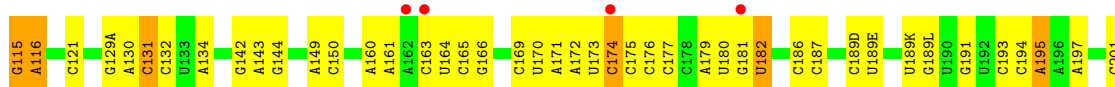
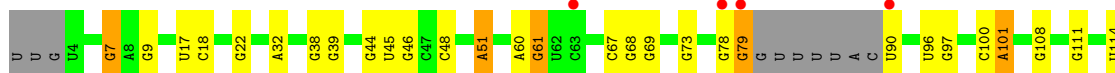
• Molecule 31: 50S ribosomal protein L36

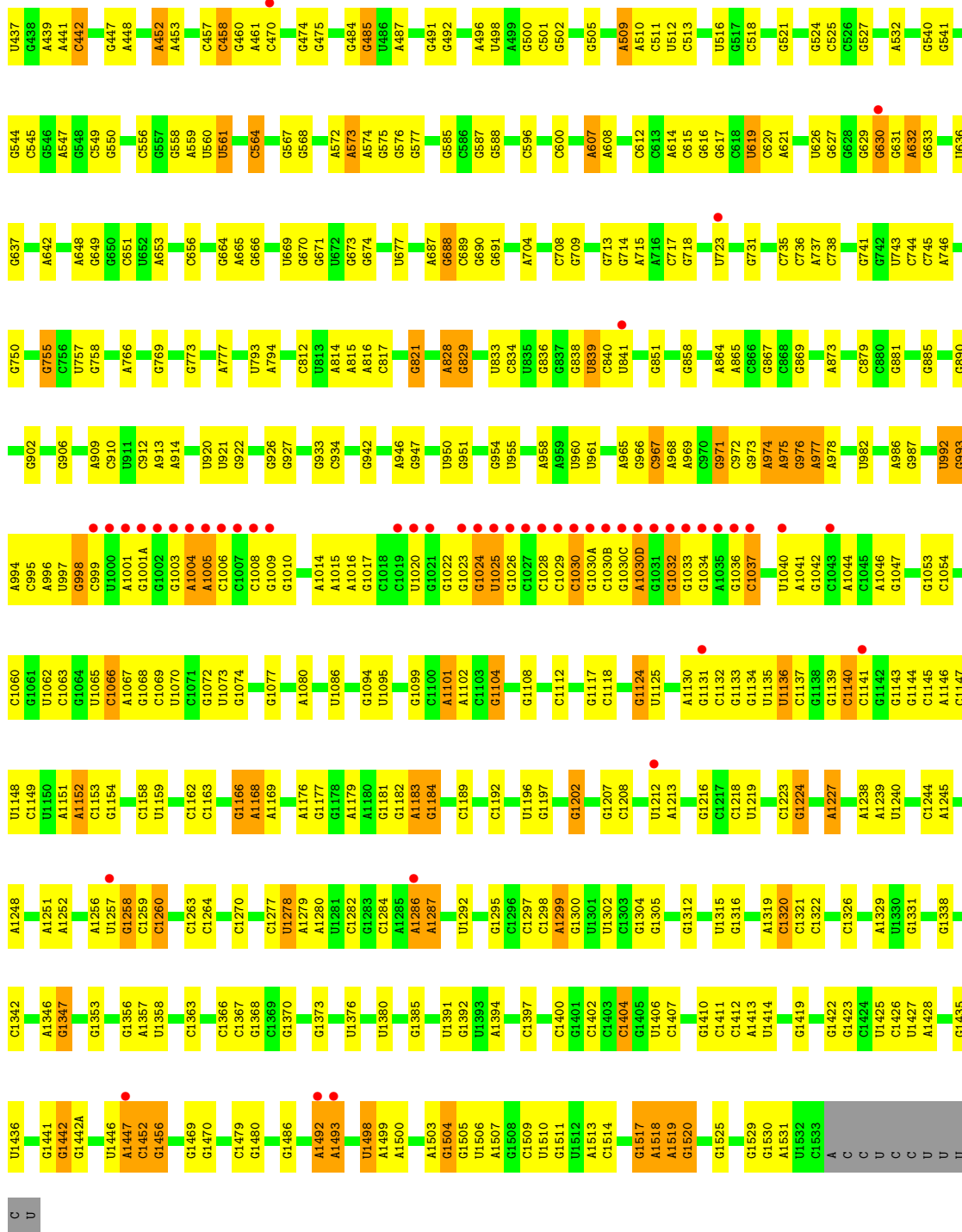


• Molecule 31: 50S ribosomal protein L36



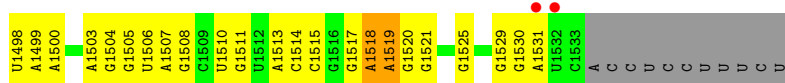
• Molecule 32: 16S Ribosomal RNA




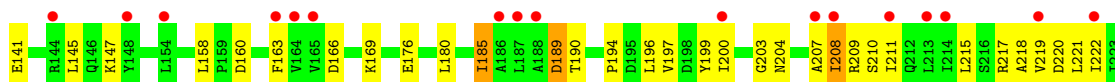
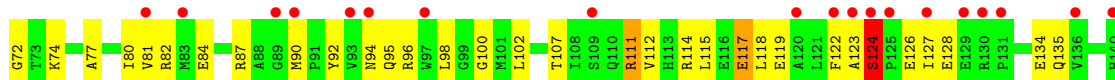
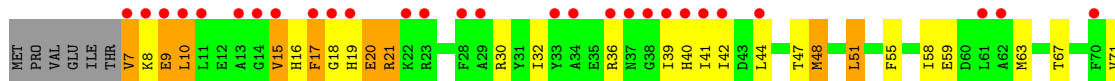


• Molecule 32: 16S Ribosomal RNA

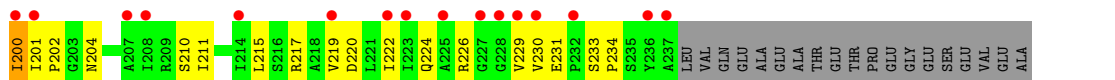
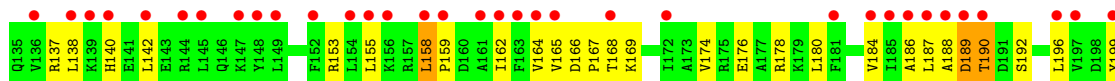
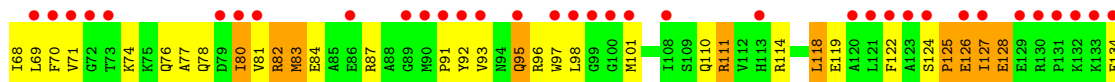
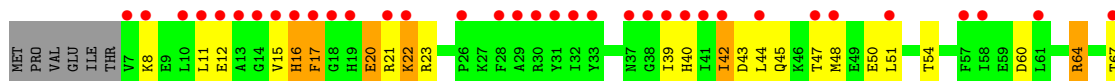




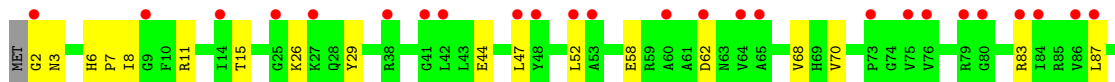
• Molecule 33: 30S ribosomal protein S2

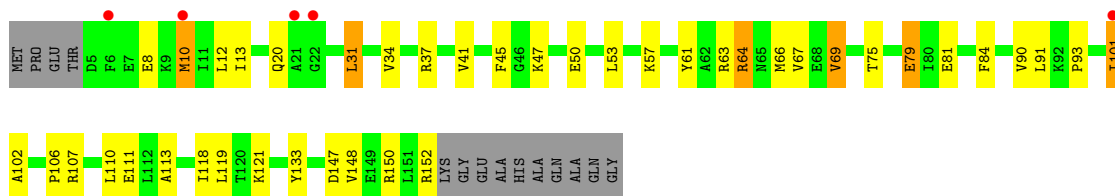


• Molecule 33: 30S ribosomal protein S2

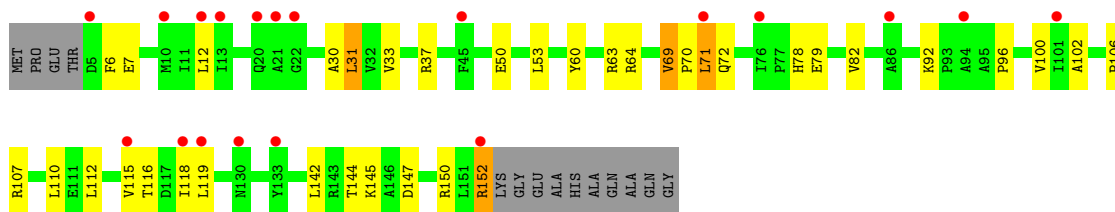


• Molecule 34: 30S ribosomal protein S3

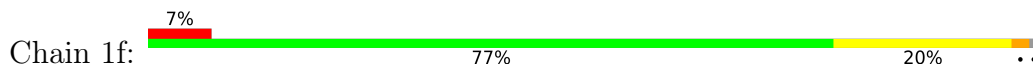




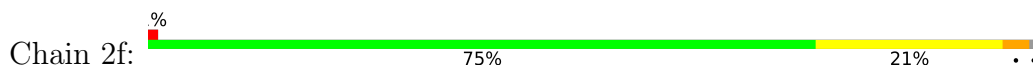
• Molecule 36: 30S ribosomal protein S5



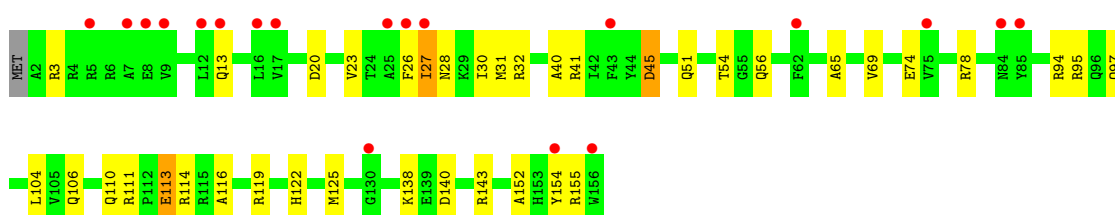
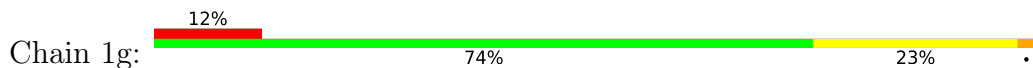
• Molecule 37: 30S ribosomal protein S6



• Molecule 37: 30S ribosomal protein S6

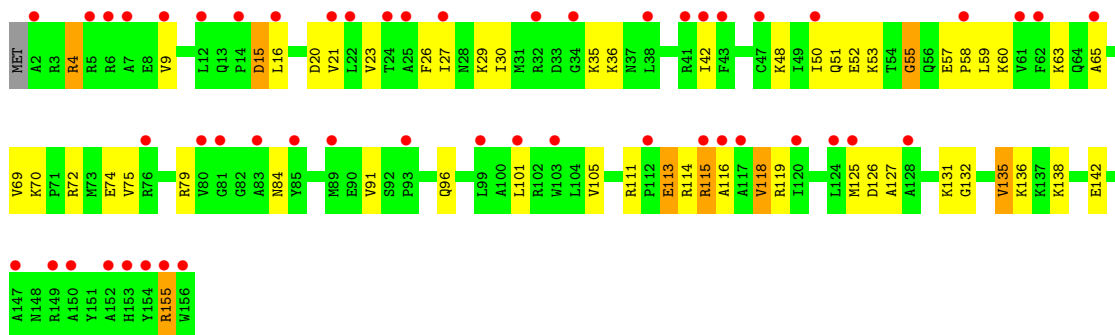


• Molecule 38: 30S ribosomal protein S7

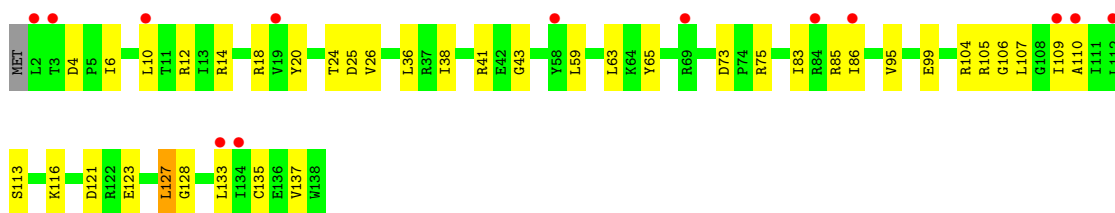


• Molecule 38: 30S ribosomal protein S7

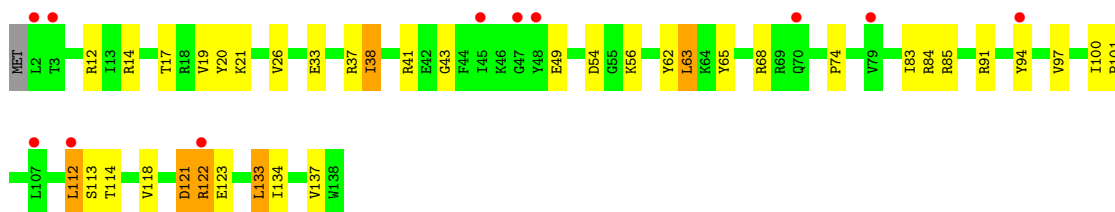




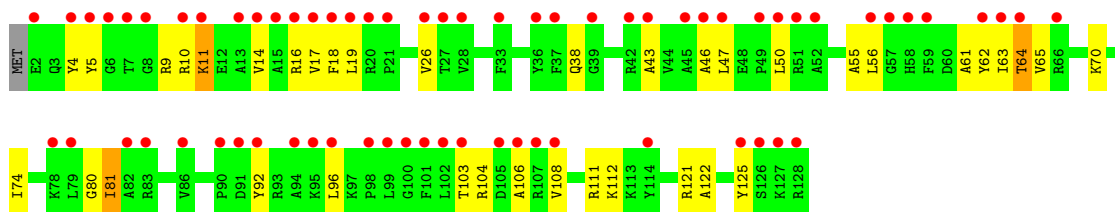
• Molecule 39: 30S ribosomal protein S8



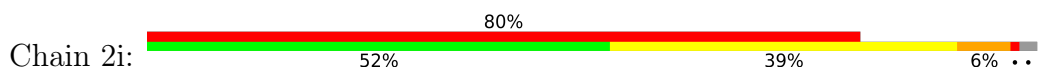
• Molecule 39: 30S ribosomal protein S8

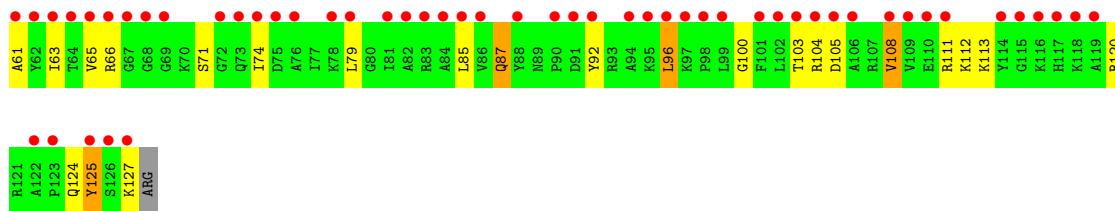


• Molecule 40: 30S ribosomal protein S9

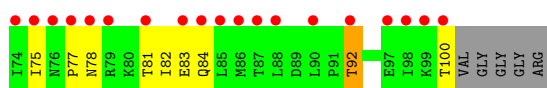
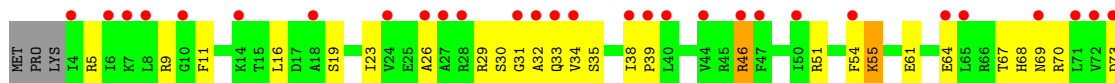


• Molecule 40: 30S ribosomal protein S9

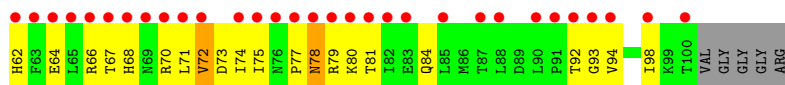
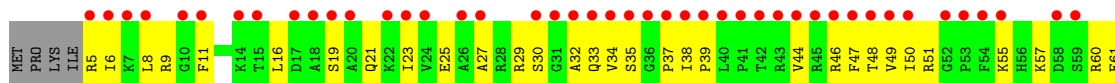
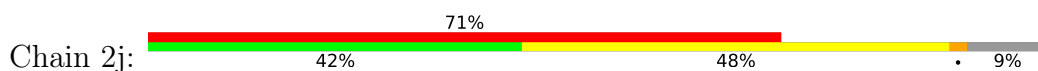




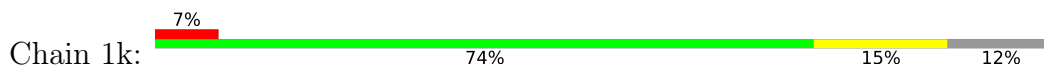
- Molecule 41: 30S ribosomal protein S10



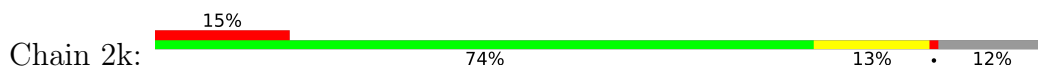
- Molecule 41: 30S ribosomal protein S10



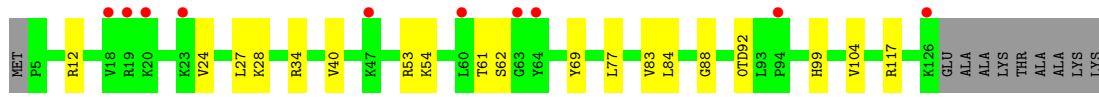
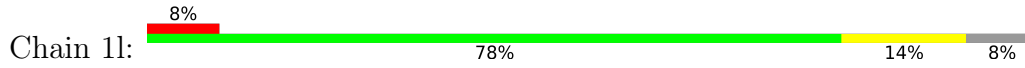
- Molecule 42: 30S ribosomal protein S11



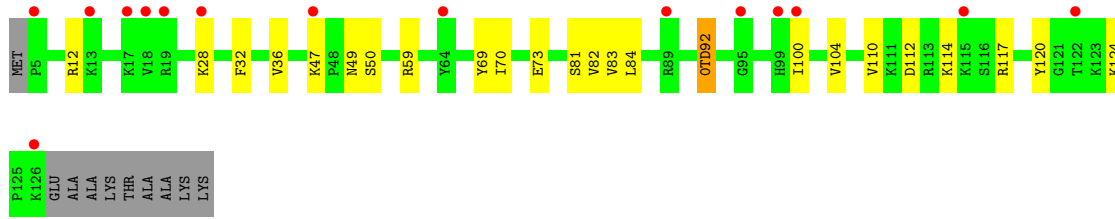
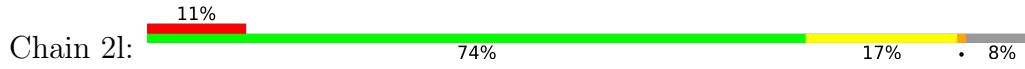
- Molecule 42: 30S ribosomal protein S11



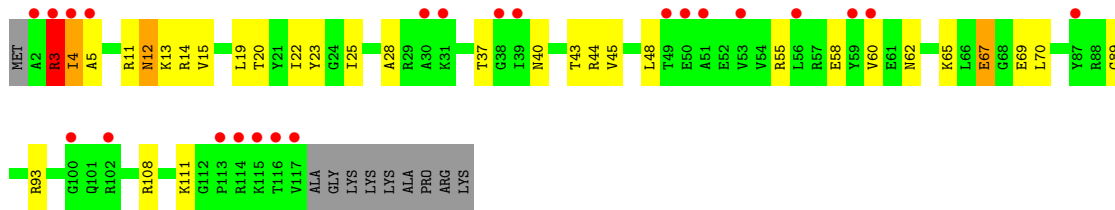
• Molecule 43: 30S ribosomal protein S12



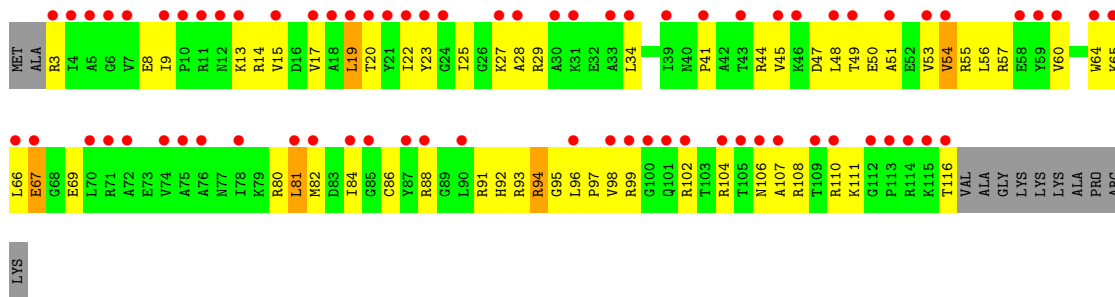
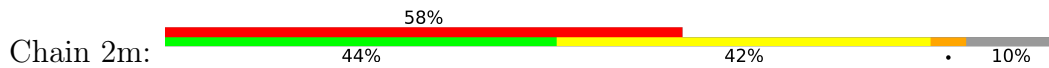
• Molecule 43: 30S ribosomal protein S12



• Molecule 44: 30S ribosomal protein S13



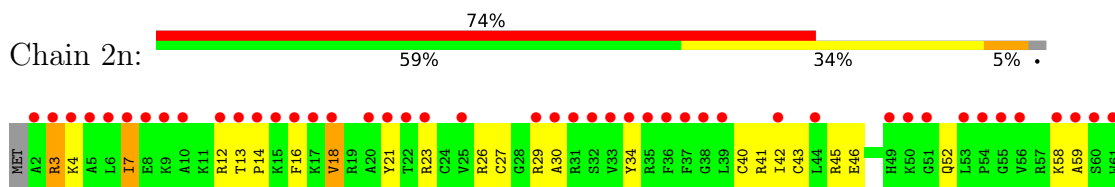
• Molecule 44: 30S ribosomal protein S13



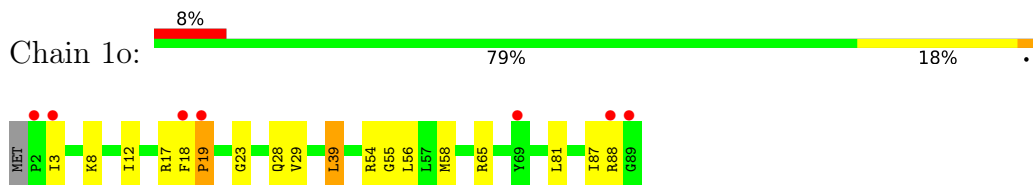
• Molecule 45: 30S ribosomal protein S14 type Z



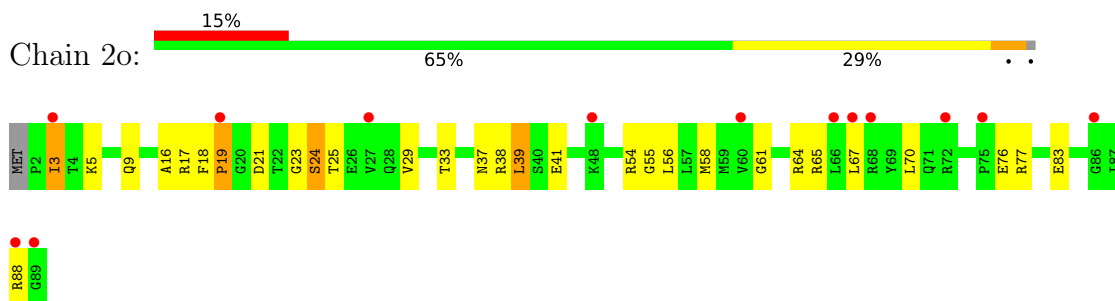
- Molecule 45: 30S ribosomal protein S14 type Z



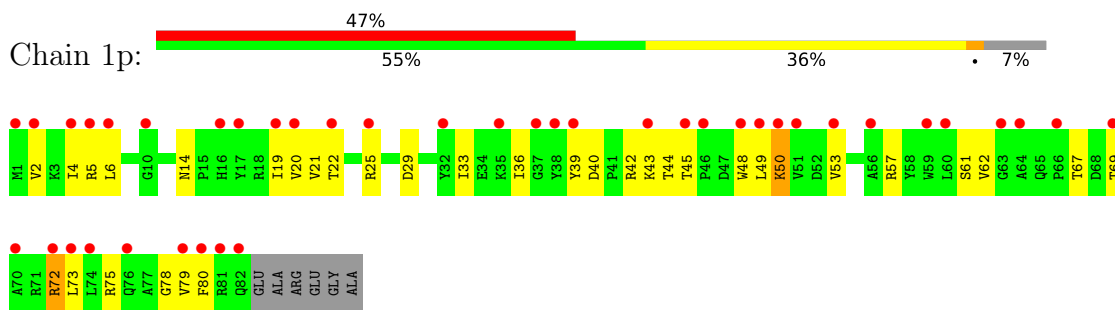
- Molecule 46: 30S ribosomal protein S15



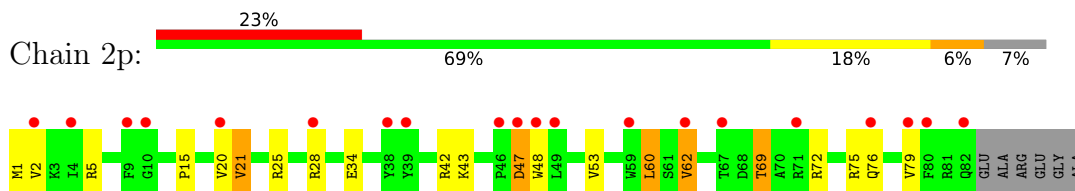
- Molecule 46: 30S ribosomal protein S15



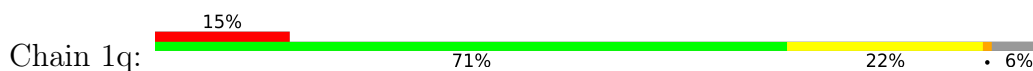
- Molecule 47: 30S ribosomal protein S16

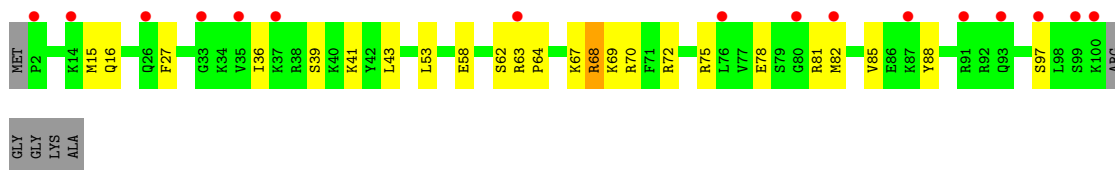


- Molecule 47: 30S ribosomal protein S16

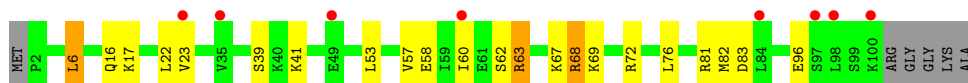
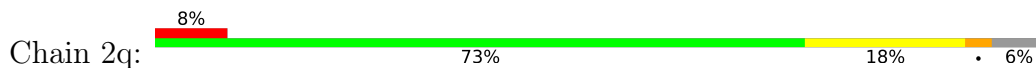


- Molecule 48: 30S ribosomal protein S17





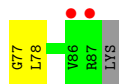
- Molecule 48: 30S ribosomal protein S17



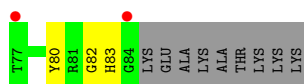
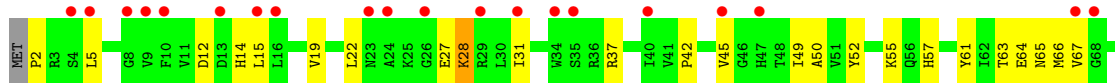
- Molecule 49: 30S ribosomal protein S18



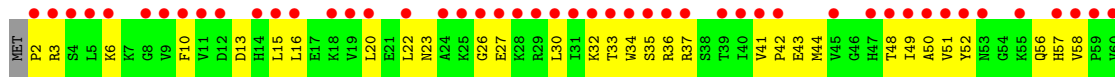
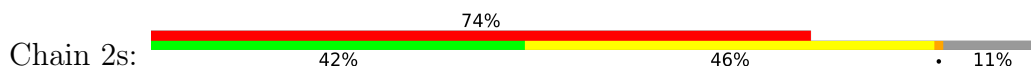
- Molecule 49: 30S ribosomal protein S18

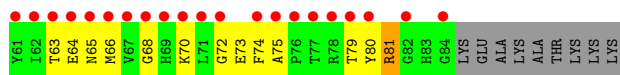


- Molecule 50: 30S ribosomal protein S19



- Molecule 50: 30S ribosomal protein S19

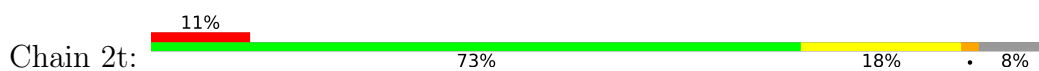




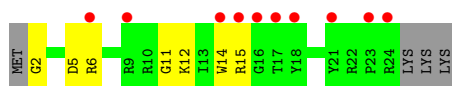
- Molecule 51: 30S ribosomal protein S20



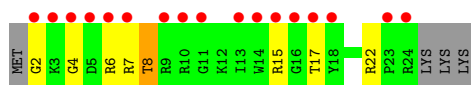
- Molecule 51: 30S ribosomal protein S20



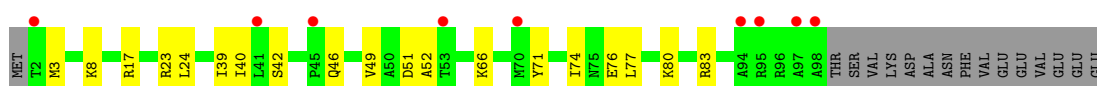
- Molecule 52: 30S ribosomal protein Thx



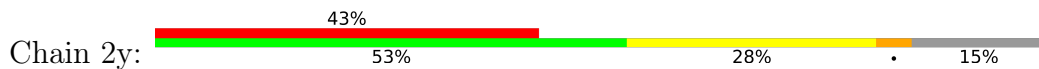
- Molecule 52: 30S ribosomal protein Thx

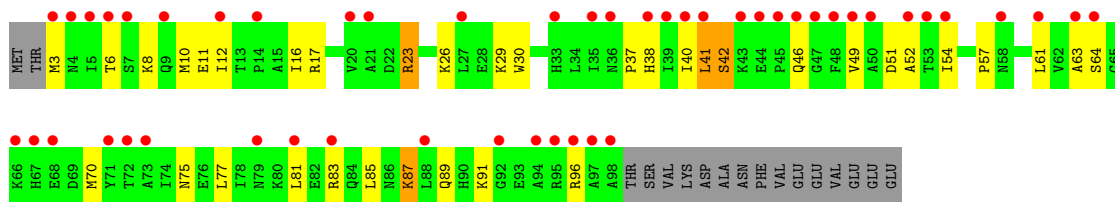


- Molecule 53: Ribosome-associated inhibitor A



- Molecule 53: Ribosome-associated inhibitor A





4 Data and refinement statistics

Property	Value	Source
Space group	P 21 21 21	Depositor
Cell constants a, b, c, α , β , γ	209.60Å 449.65Å 619.88Å 90.00° 90.00° 90.00°	Depositor
Resolution (Å)	181.99 – 2.35 181.99 – 2.35	Depositor EDS
% Data completeness (in resolution range)	99.8 (181.99-2.35) 99.8 (181.99-2.35)	Depositor EDS
R_{merge}	0.21	Depositor
R_{sym}	(Not available)	Depositor
$\langle I/\sigma(I) \rangle$ ¹	1.16 (at 2.34Å)	Xtrriage
Refinement program	PHENIX 1.8.2	Depositor
R, R_{free}	0.211 , 0.248 0.213 , 0.250	Depositor DCC
R_{free} test set	119489 reflections (4.99%)	wwPDB-VP
Wilson B-factor (Å ²)	50.5	Xtrriage
Anisotropy	0.216	Xtrriage
Bulk solvent k_{sol} (e/Å ³), B_{sol} (Å ²)	0.34 , 55.2	EDS
L-test for twinning ²	$\langle L \rangle = 0.46$, $\langle L^2 \rangle = 0.29$	Xtrriage
Estimated twinning fraction	No twinning to report.	Xtrriage
F_o, F_c correlation	0.93	EDS
Total number of atoms	298008	wwPDB-VP
Average B, all atoms (Å ²)	58.0	wwPDB-VP

Xtrriage's analysis on translational NCS is as follows: *The largest off-origin peak in the Patterson function is 1.62% of the height of the origin peak. No significant pseudotranslation is detected.*

¹Intensities estimated from amplitudes.

²Theoretical values of $\langle |L| \rangle$, $\langle L^2 \rangle$ for acentric reflections are 0.5, 0.333 respectively for untwinned datasets, and 0.375, 0.2 for perfectly twinned datasets.

5 Model quality i

5.1 Standard geometry i

Bond lengths and bond angles in the following residue types are not validated in this section: OMC, PSU, MG, SF4, 2MG, MPD, 5MC, M2G, G7M, UR3, TEL, 0TD, OMU, 4OC, 5MU, OMG, MA6, HGR, 2MA, ZN

The Z score for a bond length (or angle) is the number of standard deviations the observed value is removed from the expected value. A bond length (or angle) with $|Z| > 5$ is considered an outlier worth inspection. RMSZ is the root-mean-square of all Z scores of the bond lengths (or angles).

Mol	Chain	Bond lengths		Bond angles	
		RMSZ	# Z >5	RMSZ	# Z >5
1	1A	0.31	0/69005	0.51	8/107711 (0.0%)
1	2A	0.24	1/68877 (0.0%)	0.44	1/107509 (0.0%)
2	1B	0.25	0/2876	0.45	0/4486
2	2B	0.19	0/2878	0.37	0/4490
3	1D	0.30	0/2181	0.58	0/2940
3	2D	0.24	0/2186	0.50	0/2944
4	1E	0.28	0/1592	0.53	0/2149
4	2E	0.22	0/1592	0.45	0/2149
5	1F	0.27	0/1619	0.52	0/2193
5	2F	0.22	0/1615	0.48	2/2188 (0.1%)
6	1G	0.20	0/1451	0.44	0/1961
6	2G	0.20	0/1449	0.40	0/1957
7	1H	0.22	0/1356	0.41	0/1834
7	2H	0.19	0/1350	0.42	0/1826
8	1I	0.18	0/1109	0.41	0/1512
8	2I	0.18	0/1091	0.40	0/1490
9	1N	0.26	0/1148	0.47	0/1547
9	2N	0.19	0/1144	0.39	0/1543
10	1O	0.25	0/943	0.48	0/1269
10	2O	0.22	0/943	0.46	0/1269
11	1P	0.27	0/1152	0.53	0/1533
11	2P	0.21	0/1152	0.48	0/1533
12	1Q	0.27	0/1143	0.49	0/1527
12	2Q	0.20	0/1143	0.44	0/1527
13	1R	0.30	0/982	0.53	0/1312
13	2R	0.22	0/982	0.44	0/1312
14	1S	0.22	0/887	0.46	0/1180
14	2S	0.20	0/880	0.44	0/1172
15	1T	0.27	0/1105	0.50	0/1477
15	2T	0.21	0/1097	0.42	0/1468
16	1U	0.30	0/977	0.51	0/1301

Mol	Chain	Bond lengths		Bond angles	
		RMSZ	# Z >5	RMSZ	# Z >5
16	2U	0.20	0/977	0.41	0/1301
17	1V	0.27	0/786	0.48	0/1053
17	2V	0.19	0/782	0.41	0/1049
18	1W	0.31	0/897	0.48	0/1205
18	2W	0.23	0/897	0.41	0/1205
19	1X	0.26	0/764	0.50	0/1025
19	2X	0.21	0/764	0.41	0/1025
20	1Y	0.24	0/823	0.52	0/1099
20	2Y	0.18	0/823	0.46	0/1100
21	1Z	0.21	0/1620	0.43	0/2200
21	2Z	0.20	0/1590	0.43	0/2162
22	10	0.26	0/616	0.48	0/821
22	20	0.20	0/616	0.43	0/821
23	11	0.24	0/761	0.46	0/1013
23	21	0.24	0/766	0.43	0/1018
24	12	0.24	0/590	0.46	0/781
24	22	0.20	0/594	0.39	0/785
25	13	0.28	0/474	0.51	0/635
25	23	0.18	0/469	0.39	0/630
26	14	0.25	0/559	0.62	0/754
26	24	0.29	0/549	0.66	2/741 (0.3%)
27	15	0.29	0/473	0.53	0/639
27	25	0.23	0/469	0.46	0/635
28	16	0.26	0/460	0.47	0/613
28	26	0.20	0/456	0.41	0/608
29	17	0.34	0/426	0.58	0/561
29	27	0.26	0/426	0.52	0/561
30	18	0.30	0/525	0.51	0/691
30	28	0.21	0/525	0.40	0/691
31	19	0.27	0/310	0.49	0/407
31	29	0.20	0/310	0.41	0/407
32	1a	0.21	0/35795	0.40	0/55864
32	2a	0.20	0/35890	0.39	2/56012 (0.0%)
33	1b	0.22	0/1876	0.47	0/2533
33	2b	0.26	0/1860	0.48	0/2518
34	1c	0.19	0/1582	0.40	0/2137
34	2c	0.22	0/1566	0.41	0/2119
35	1d	0.20	0/1695	0.43	0/2274
35	2d	0.19	0/1698	0.44	0/2277
36	1e	0.21	0/1149	0.45	0/1548
36	2e	0.19	0/1149	0.42	0/1548
37	1f	0.20	0/827	0.40	0/1120
37	2f	0.19	0/829	0.42	0/1123

Mol	Chain	Bond lengths		Bond angles	
		RMSZ	# Z >5	RMSZ	# Z >5
38	1g	0.18	0/1254	0.36	0/1683
38	2g	0.19	0/1248	0.40	0/1676
39	1h	0.18	0/1118	0.42	0/1506
39	2h	0.18	0/1108	0.39	0/1494
40	1i	0.20	0/1005	0.45	0/1351
40	2i	0.21	0/985	0.44	0/1329
41	1j	0.20	0/732	0.38	0/993
41	2j	0.23	0/723	0.44	0/984
42	1k	0.20	0/849	0.43	0/1150
42	2k	0.23	0/848	0.46	0/1149
43	1l	0.21	0/937	0.45	0/1260
43	2l	0.18	0/937	0.40	0/1260
44	1m	0.20	0/924	0.45	0/1242
44	2m	0.22	0/905	0.48	0/1217
45	1n	0.20	0/501	0.47	0/664
45	2n	0.20	0/501	0.42	0/664
46	1o	0.22	0/739	0.42	0/985
46	2o	0.19	0/739	0.38	0/985
47	1p	0.20	0/697	0.49	0/939
47	2p	0.19	0/693	0.44	0/935
48	1q	0.20	0/836	0.41	0/1117
48	2q	0.20	0/836	0.41	0/1117
49	1r	0.18	0/560	0.39	0/746
49	2r	0.19	0/560	0.41	0/746
50	1s	0.18	0/663	0.45	0/895
50	2s	0.22	0/660	0.41	0/893
51	1t	0.20	0/734	0.47	0/969
51	2t	0.18	0/736	0.41	0/976
52	1u	0.18	0/203	0.43	0/266
52	2u	0.21	0/203	0.45	0/266
53	1y	0.18	0/776	0.38	0/1048
53	2y	0.20	0/761	0.37	0/1030
All	All	0.24	1/309889 (0.0%)	0.45	15/463153 (0.0%)

Chiral center outliers are detected by calculating the chiral volume of a chiral center and verifying if the center is modelled as a planar moiety or with the opposite hand. A planarity outlier is detected by checking planarity of atoms in a peptide group, atoms in a mainchain group or atoms of a sidechain that are expected to be planar.

Mol	Chain	#Chirality outliers	#Planarity outliers
11	1P	0	1
11	2P	0	1

Continued on next page...

Continued from previous page...

Mol	Chain	#Chirality outliers	#Planarity outliers
33	1b	0	1
42	2k	0	1
All	All	0	4

All (1) bond length outliers are listed below:

Mol	Chain	Res	Type	Atoms	Z	Observed(Å)	Ideal(Å)
1	2A	2552	OMU	O3'-P	5.17	1.61	1.56

The worst 5 of 15 bond angle outliers are listed below:

Mol	Chain	Res	Type	Atoms	Z	Observed(°)	Ideal(°)
1	1A	1042	G	OP1-P-O3'	-9.17	80.50	108.00
1	1A	1042	G	OP2-P-O3'	-6.83	87.53	108.00
1	2A	1992	G	C2'-C3'-O3'	6.21	118.81	109.50
32	2a	266	G	C2'-C3'-O3'	6.20	118.80	109.50
1	1A	1653	G	C2'-C3'-O3'	5.67	118.00	109.50

There are no chirality outliers.

All (4) planarity outliers are listed below:

Mol	Chain	Res	Type	Group
11	1P	35	HIS	Peptide
33	1b	231	GLU	Peptide
11	2P	35	HIS	Peptide
42	2k	117	ASN	Peptide

5.2 Too-close contacts [\(i\)](#)

In the following table, the Non-H and H(model) columns list the number of non-hydrogen atoms and hydrogen atoms in the chain respectively. The H(added) column lists the number of hydrogen atoms added and optimized by MolProbity. The Clashes column lists the number of clashes within the asymmetric unit, whereas Symm-Clashes lists symmetry-related clashes.

Mol	Chain	Non-H	H(model)	H(added)	Clashes	Symm-Clashes
1	1A	61871	0	31210	493	0
1	2A	61760	0	31157	631	1
2	1B	2572	0	1305	22	0
2	2B	2573	0	1306	37	0
3	1D	2131	0	2207	38	0

Continued on next page...

Continued from previous page...

Mol	Chain	Non-H	H(model)	H(added)	Clashes	Symm-Clashes
3	2D	2136	0	2218	35	0
4	1E	1559	0	1618	24	0
4	2E	1559	0	1618	31	0
5	1F	1584	0	1625	33	0
5	2F	1580	0	1619	43	0
6	1G	1426	0	1445	36	0
6	2G	1424	0	1441	62	0
7	1H	1330	0	1407	22	0
7	2H	1324	0	1402	35	0
8	1I	1094	0	1127	23	0
8	2I	1076	0	1094	17	0
9	1N	1121	0	1195	14	0
9	2N	1117	0	1184	13	0
10	1O	933	0	996	13	0
10	2O	933	0	996	11	0
11	1P	1135	0	1212	23	0
11	2P	1135	0	1212	29	0
12	1Q	1122	0	1179	6	0
12	2Q	1122	0	1179	24	0
13	1R	968	0	1033	15	0
13	2R	968	0	1033	19	0
14	1S	877	0	938	12	0
14	2S	870	0	923	20	0
15	1T	1091	0	1151	15	0
15	2T	1083	0	1136	27	0
16	1U	959	0	1019	15	0
16	2U	959	0	1019	12	0
17	1V	775	0	841	11	0
17	2V	771	0	830	17	0
18	1W	886	0	940	6	0
18	2W	886	0	940	11	0
19	1X	750	0	814	20	0
19	2X	750	0	814	20	0
20	1Y	810	0	892	14	0
20	2Y	810	0	887	12	0
21	1Z	1587	0	1598	22	0
21	2Z	1557	0	1564	44	0
22	10	608	0	622	9	0
22	20	608	0	622	7	0
23	11	754	0	823	11	0
23	21	759	0	837	16	0
24	12	588	0	643	11	0

Continued on next page...

Continued from previous page...

Mol	Chain	Non-H	H(model)	H(added)	Clashes	Symm-Clashes
24	22	592	0	654	6	0
25	13	469	0	518	6	0
25	23	464	0	514	8	0
26	14	546	0	522	23	0
26	24	536	0	514	24	0
27	15	459	0	476	6	0
27	25	455	0	465	7	0
28	16	453	0	473	4	0
28	26	449	0	469	7	0
29	17	418	0	467	10	0
29	27	418	0	467	10	0
30	18	517	0	582	16	0
30	28	517	0	582	15	0
31	19	307	0	335	6	0
31	29	307	0	335	9	0
32	1a	32246	0	16294	381	1
32	2a	32331	0	16337	405	0
33	1b	1842	0	1862	59	0
33	2b	1825	0	1828	71	0
34	1c	1558	0	1557	21	0
34	2c	1542	0	1517	42	0
35	1d	1665	0	1687	55	0
35	2d	1668	0	1703	42	0
36	1e	1133	0	1191	29	0
36	2e	1133	0	1191	21	0
37	1f	814	0	808	15	0
37	2f	816	0	808	15	0
38	1g	1235	0	1249	25	0
38	2g	1229	0	1238	30	0
39	1h	1098	0	1143	22	0
39	2h	1088	0	1126	20	0
40	1i	986	0	990	32	0
40	2i	966	0	953	45	0
41	1j	719	0	672	24	0
41	2j	710	0	661	33	0
42	1k	834	0	838	12	0
42	2k	833	0	836	12	0
43	1l	932	0	981	10	0
43	2l	932	0	981	15	0
44	1m	914	0	954	21	0
44	2m	895	0	920	43	0
45	1n	492	0	529	14	0

Continued on next page...

Continued from previous page...

Mol	Chain	Non-H	H(model)	H(added)	Clashes	Symm-Clashes
45	2n	492	0	529	22	0
46	1o	728	0	760	14	0
46	2o	728	0	760	17	0
47	1p	681	0	697	23	0
47	2p	677	0	686	13	0
48	1q	823	0	891	15	0
48	2q	823	0	891	17	0
49	1r	555	0	618	13	0
49	2r	555	0	618	16	0
50	1s	648	0	658	17	0
50	2s	645	0	635	29	0
51	1t	732	0	809	20	0
51	2t	733	0	795	12	0
52	1u	199	0	208	5	0
52	2u	199	0	208	3	0
53	1y	764	0	786	11	0
53	2y	749	0	757	24	0
54	10	7	0	0	0	0
54	11	4	0	0	0	0
54	13	4	0	0	0	0
54	14	1	0	0	0	0
54	15	9	0	0	0	0
54	17	7	0	0	0	0
54	18	4	0	0	0	0
54	19	2	0	0	0	0
54	1A	1019	0	0	0	0
54	1B	30	0	0	0	0
54	1D	15	0	0	0	0
54	1E	9	0	0	0	0
54	1F	19	0	0	0	0
54	1G	4	0	0	0	0
54	1H	2	0	0	0	0
54	1N	4	0	0	0	0
54	1O	1	0	0	0	0
54	1P	7	0	0	0	0
54	1Q	5	0	0	0	0
54	1R	4	0	0	0	0
54	1T	5	0	0	0	0
54	1U	8	0	0	0	0
54	1V	7	0	0	0	0
54	1W	3	0	0	0	0
54	1X	1	0	0	0	0

Continued on next page...

Continued from previous page...

Mol	Chain	Non-H	H(model)	H(added)	Clashes	Symm-Clashes
54	1Z	1	0	0	0	0
54	1a	278	0	0	0	0
54	1b	1	0	0	0	0
54	1d	4	0	0	0	0
54	1e	3	0	0	0	0
54	1f	1	0	0	0	0
54	1g	2	0	0	0	0
54	1h	2	0	0	0	0
54	1i	1	0	0	0	0
54	1k	1	0	0	0	0
54	1l	2	0	0	0	0
54	1m	1	0	0	0	0
54	1n	2	0	0	0	0
54	1o	2	0	0	0	0
54	1r	1	0	0	0	0
54	1t	1	0	0	0	0
54	1y	3	0	0	0	0
54	20	1	0	0	0	0
54	21	1	0	0	0	0
54	23	1	0	0	0	0
54	25	2	0	0	0	0
54	27	1	0	0	0	0
54	28	2	0	0	0	0
54	2A	742	0	0	0	0
54	2B	17	0	0	0	0
54	2D	10	0	0	0	0
54	2E	6	0	0	0	0
54	2F	4	0	0	0	0
54	2G	2	0	0	0	0
54	2I	1	0	0	0	0
54	2N	1	0	0	0	0
54	2O	1	0	0	0	0
54	2P	4	0	0	0	0
54	2Q	2	0	0	0	0
54	2R	2	0	0	0	0
54	2T	4	0	0	0	0
54	2V	3	0	0	0	0
54	2W	4	0	0	0	0
54	2a	192	0	0	0	0
54	2e	1	0	0	0	0
54	2f	1	0	0	0	0
54	2j	1	0	0	0	0

Continued on next page...

Continued from previous page...

Mol	Chain	Non-H	H(model)	H(added)	Clashes	Symm-Clashes
54	2k	1	0	0	0	0
54	2p	1	0	0	0	0
54	2t	1	0	0	0	0
55	1A	36	0	29	1	0
55	2A	36	0	29	1	0
56	1A	58	0	65	5	0
56	2A	58	0	65	3	0
57	18	8	0	14	1	0
57	1A	8	0	14	1	0
57	1T	8	0	14	0	0
57	1a	8	0	11	4	0
57	2A	24	0	42	3	0
58	1B	12	0	12	1	0
58	1F	12	0	12	1	0
59	14	1	0	0	0	0
59	15	1	0	0	0	0
59	16	1	0	0	0	0
59	19	1	0	0	0	0
59	1Y	1	0	0	0	0
59	1n	1	0	0	0	0
59	24	1	0	0	0	0
59	25	1	0	0	0	0
59	26	1	0	0	0	0
59	29	1	0	0	0	0
59	2Y	1	0	0	0	0
59	2n	1	0	0	0	0
60	1d	8	0	0	0	0
60	2d	8	0	0	0	0
61	10	23	0	0	0	0
61	11	24	0	0	0	0
61	12	13	0	0	2	0
61	13	27	0	0	1	0
61	14	2	0	0	0	0
61	15	23	0	0	1	0
61	16	15	0	0	1	0
61	17	16	0	0	1	0
61	18	27	0	0	2	0
61	19	7	0	0	1	0
61	1A	4030	0	0	69	0
61	1B	101	0	0	5	0
61	1D	118	0	0	2	0
61	1E	76	0	0	3	0

Continued on next page...

Continued from previous page...

Mol	Chain	Non-H	H(model)	H(added)	Clashes	Symm-Clashes
61	1F	67	0	0	2	0
61	1G	17	0	0	0	0
61	1H	16	0	0	1	0
61	1I	7	0	0	0	0
61	1N	56	0	0	1	0
61	1O	22	0	0	0	0
61	1P	59	0	0	3	0
61	1Q	39	0	0	0	0
61	1R	36	0	0	0	0
61	1S	13	0	0	0	0
61	1T	36	0	0	1	0
61	1U	50	0	0	6	0
61	1V	34	0	0	2	0
61	1W	26	0	0	0	0
61	1X	26	0	0	0	0
61	1Y	15	0	0	2	0
61	1Z	13	0	0	1	0
61	1a	483	0	0	24	0
61	1b	1	0	0	0	0
61	1d	9	0	0	0	0
61	1e	6	0	0	1	0
61	1f	2	0	0	0	0
61	1h	1	0	0	0	0
61	1j	1	0	0	0	0
61	1l	3	0	0	1	0
61	1m	1	0	0	0	0
61	1o	2	0	0	0	0
61	1p	1	0	0	0	0
61	1u	1	0	0	0	0
61	1y	3	0	0	0	0
61	20	13	0	0	0	0
61	21	21	0	0	1	0
61	22	2	0	0	0	0
61	23	2	0	0	1	0
61	25	9	0	0	0	0
61	26	6	0	0	1	0
61	27	9	0	0	0	0
61	28	13	0	0	0	0
61	29	1	0	0	0	0
61	2A	2427	0	0	87	0
61	2B	56	0	0	11	0
61	2D	60	0	0	0	0

Continued on next page...

Continued from previous page...

Mol	Chain	Non-H	H(model)	H(added)	Clashes	Symm-Clashes
61	2E	30	0	0	1	0
61	2F	26	0	0	0	0
61	2G	3	0	0	0	0
61	2H	2	0	0	0	0
61	2I	4	0	0	0	0
61	2N	5	0	0	0	0
61	2O	24	0	0	1	0
61	2P	30	0	0	2	0
61	2Q	18	0	0	0	0
61	2R	18	0	0	2	0
61	2S	4	0	0	0	0
61	2T	9	0	0	0	0
61	2U	14	0	0	0	0
61	2V	4	0	0	0	0
61	2W	18	0	0	0	0
61	2X	5	0	0	0	0
61	2Y	3	0	0	0	0
61	2Z	9	0	0	2	0
61	2a	428	0	0	29	0
61	2d	6	0	0	0	0
61	2e	1	0	0	0	0
61	2f	2	0	0	0	0
61	2j	2	0	0	1	0
61	2l	3	0	0	0	0
61	2m	1	0	0	0	0
61	2n	1	0	0	0	0
61	2o	2	0	0	0	0
61	2p	2	0	0	0	0
61	2q	1	0	0	0	0
61	2r	4	0	0	0	0
61	2t	2	0	0	0	0
61	2y	3	0	0	1	0
All	All	298008	0	194711	3519	1

The all-atom clashscore is defined as the number of clashes found per 1000 atoms (including hydrogen atoms). The all-atom clashscore for this structure is 7.

The worst 5 of 3519 close contacts within the same asymmetric unit are listed below, sorted by their clash magnitude.

Atom-1	Atom-2	Interatomic distance (Å)	Clash overlap (Å)
1:1A:1082:U:H3	1:1A:1086:A:N6	1.47	1.10

Continued on next page...

Continued from previous page...

Atom-1	Atom-2	Interatomic distance (Å)	Clash overlap (Å)
1:1A:2319:G:H22	14:1S:3:ARG:HD3	1.15	1.05
1:2A:2139:C:N4	1:2A:2152:G:H1	1.55	1.03
1:2A:2099:U:H3	1:2A:2190:G:H1	1.10	0.98
1:1A:2137:C:N4	1:1A:2154:G:H1	1.63	0.97

All (1) symmetry-related close contacts are listed below. The label for Atom-2 includes the symmetry operator and encoded unit-cell translations to be applied.

Atom-1	Atom-2	Interatomic distance (Å)	Clash overlap (Å)
32:1a:1042:G:O2'	1:2A:2138:C:OP1[2_655]	2.17	0.03

5.3 Torsion angles [i](#)

5.3.1 Protein backbone [i](#)

In the following table, the Percentiles column shows the percent Ramachandran outliers of the chain as a percentile score with respect to all X-ray entries followed by that with respect to entries of similar resolution.

The Analysed column shows the number of residues for which the backbone conformation was analysed, and the total number of residues.

Mol	Chain	Analysed	Favoured	Allowed	Outliers	Percentiles	
3	1D	273/276 (99%)	262 (96%)	11 (4%)	0	100	100
3	2D	273/276 (99%)	259 (95%)	14 (5%)	0	100	100
4	1E	202/206 (98%)	191 (95%)	9 (4%)	2 (1%)	12	12
4	2E	202/206 (98%)	192 (95%)	8 (4%)	2 (1%)	12	12
5	1F	201/210 (96%)	195 (97%)	5 (2%)	1 (0%)	24	27
5	2F	201/210 (96%)	196 (98%)	4 (2%)	1 (0%)	24	27
6	1G	179/182 (98%)	163 (91%)	12 (7%)	4 (2%)	5	3
6	2G	179/182 (98%)	158 (88%)	18 (10%)	3 (2%)	7	6
7	1H	172/180 (96%)	163 (95%)	8 (5%)	1 (1%)	21	24
7	2H	171/180 (95%)	154 (90%)	15 (9%)	2 (1%)	10	9
8	1I	145/148 (98%)	133 (92%)	12 (8%)	0	100	100
8	2I	144/148 (97%)	129 (90%)	14 (10%)	1 (1%)	18	20
9	1N	138/140 (99%)	135 (98%)	3 (2%)	0	100	100

Continued on next page...

Continued from previous page...

Mol	Chain	Analysed	Favoured	Allowed	Outliers	Percentiles	
9	2N	138/140 (99%)	131 (95%)	6 (4%)	1 (1%)	18	20
10	1O	120/122 (98%)	115 (96%)	4 (3%)	1 (1%)	16	17
10	2O	120/122 (98%)	113 (94%)	6 (5%)	1 (1%)	16	17
11	1P	147/150 (98%)	139 (95%)	8 (5%)	0	100	100
11	2P	147/150 (98%)	139 (95%)	6 (4%)	2 (1%)	9	7
12	1Q	139/141 (99%)	134 (96%)	4 (3%)	1 (1%)	18	20
12	2Q	139/141 (99%)	133 (96%)	6 (4%)	0	100	100
13	1R	116/118 (98%)	111 (96%)	5 (4%)	0	100	100
13	2R	116/118 (98%)	112 (97%)	4 (3%)	0	100	100
14	1S	108/112 (96%)	101 (94%)	7 (6%)	0	100	100
14	2S	108/112 (96%)	100 (93%)	8 (7%)	0	100	100
15	1T	129/146 (88%)	124 (96%)	4 (3%)	1 (1%)	16	17
15	2T	129/146 (88%)	122 (95%)	7 (5%)	0	100	100
16	1U	114/118 (97%)	114 (100%)	0	0	100	100
16	2U	114/118 (97%)	114 (100%)	0	0	100	100
17	1V	99/101 (98%)	96 (97%)	3 (3%)	0	100	100
17	2V	99/101 (98%)	92 (93%)	6 (6%)	1 (1%)	12	12
18	1W	110/113 (97%)	110 (100%)	0	0	100	100
18	2W	110/113 (97%)	109 (99%)	1 (1%)	0	100	100
19	1X	93/96 (97%)	92 (99%)	0	1 (1%)	11	11
19	2X	93/96 (97%)	90 (97%)	2 (2%)	1 (1%)	11	11
20	1Y	105/110 (96%)	99 (94%)	6 (6%)	0	100	100
20	2Y	105/110 (96%)	97 (92%)	8 (8%)	0	100	100
21	1Z	201/206 (98%)	189 (94%)	11 (6%)	1 (0%)	24	27
21	2Z	199/206 (97%)	181 (91%)	17 (8%)	1 (0%)	24	27
22	10	75/85 (88%)	72 (96%)	3 (4%)	0	100	100
22	20	75/85 (88%)	73 (97%)	2 (3%)	0	100	100
23	11	95/98 (97%)	92 (97%)	2 (2%)	1 (1%)	11	11
23	21	95/98 (97%)	92 (97%)	2 (2%)	1 (1%)	11	11
24	12	68/72 (94%)	67 (98%)	1 (2%)	0	100	100
24	22	68/72 (94%)	64 (94%)	4 (6%)	0	100	100

Continued on next page...

Continued from previous page...

Mol	Chain	Analysed	Favoured	Allowed	Outliers	Percentiles	
25	13	57/60 (95%)	56 (98%)	1 (2%)	0	100	100
25	23	57/60 (95%)	55 (96%)	2 (4%)	0	100	100
26	14	67/71 (94%)	50 (75%)	14 (21%)	3 (4%)	2	1
26	24	67/71 (94%)	44 (66%)	19 (28%)	4 (6%)	1	0
27	15	57/60 (95%)	57 (100%)	0	0	100	100
27	25	57/60 (95%)	55 (96%)	2 (4%)	0	100	100
28	16	51/54 (94%)	49 (96%)	2 (4%)	0	100	100
28	26	51/54 (94%)	48 (94%)	3 (6%)	0	100	100
29	17	46/49 (94%)	46 (100%)	0	0	100	100
29	27	46/49 (94%)	46 (100%)	0	0	100	100
30	18	62/65 (95%)	62 (100%)	0	0	100	100
30	28	62/65 (95%)	62 (100%)	0	0	100	100
31	19	35/37 (95%)	35 (100%)	0	0	100	100
31	29	35/37 (95%)	34 (97%)	1 (3%)	0	100	100
33	1b	229/256 (90%)	192 (84%)	27 (12%)	10 (4%)	2	1
33	2b	229/256 (90%)	199 (87%)	21 (9%)	9 (4%)	2	1
34	1c	204/239 (85%)	186 (91%)	17 (8%)	1 (0%)	24	27
34	2c	204/239 (85%)	173 (85%)	28 (14%)	3 (2%)	8	7
35	1d	206/209 (99%)	192 (93%)	14 (7%)	0	100	100
35	2d	206/209 (99%)	191 (93%)	14 (7%)	1 (0%)	24	27
36	1e	146/162 (90%)	138 (94%)	8 (6%)	0	100	100
36	2e	146/162 (90%)	142 (97%)	4 (3%)	0	100	100
37	1f	98/101 (97%)	95 (97%)	3 (3%)	0	100	100
37	2f	98/101 (97%)	95 (97%)	3 (3%)	0	100	100
38	1g	153/156 (98%)	149 (97%)	4 (3%)	0	100	100
38	2g	153/156 (98%)	144 (94%)	7 (5%)	2 (1%)	9	8
39	1h	135/138 (98%)	127 (94%)	8 (6%)	0	100	100
39	2h	135/138 (98%)	127 (94%)	8 (6%)	0	100	100
40	1i	125/128 (98%)	110 (88%)	14 (11%)	1 (1%)	16	17
40	2i	124/128 (97%)	105 (85%)	15 (12%)	4 (3%)	3	2
41	1j	95/105 (90%)	82 (86%)	9 (10%)	4 (4%)	2	1

Continued on next page...

Continued from previous page...

Mol	Chain	Analysed	Favoured	Allowed	Outliers	Percentiles	
41	2j	94/105 (90%)	79 (84%)	11 (12%)	4 (4%)	2	1
42	1k	112/129 (87%)	106 (95%)	5 (4%)	1 (1%)	14	14
42	2k	112/129 (87%)	104 (93%)	8 (7%)	0	100	100
43	1l	119/132 (90%)	115 (97%)	4 (3%)	0	100	100
43	2l	119/132 (90%)	114 (96%)	5 (4%)	0	100	100
44	1m	114/126 (90%)	103 (90%)	8 (7%)	3 (3%)	4	2
44	2m	112/126 (89%)	97 (87%)	13 (12%)	2 (2%)	6	5
45	1n	58/61 (95%)	55 (95%)	3 (5%)	0	100	100
45	2n	58/61 (95%)	56 (97%)	2 (3%)	0	100	100
46	1o	86/89 (97%)	83 (96%)	2 (2%)	1 (1%)	10	9
46	2o	86/89 (97%)	82 (95%)	2 (2%)	2 (2%)	5	3
47	1p	80/88 (91%)	71 (89%)	9 (11%)	0	100	100
47	2p	80/88 (91%)	69 (86%)	11 (14%)	0	100	100
48	1q	97/105 (92%)	89 (92%)	7 (7%)	1 (1%)	12	12
48	2q	97/105 (92%)	90 (93%)	6 (6%)	1 (1%)	12	12
49	1r	66/88 (75%)	64 (97%)	2 (3%)	0	100	100
49	2r	66/88 (75%)	65 (98%)	1 (2%)	0	100	100
50	1s	81/93 (87%)	74 (91%)	6 (7%)	1 (1%)	10	9
50	2s	81/93 (87%)	70 (86%)	11 (14%)	0	100	100
51	1t	94/106 (89%)	87 (93%)	3 (3%)	4 (4%)	2	1
51	2t	96/106 (91%)	91 (95%)	1 (1%)	4 (4%)	2	1
52	1u	21/27 (78%)	20 (95%)	1 (5%)	0	100	100
52	2u	21/27 (78%)	18 (86%)	2 (10%)	1 (5%)	2	0
53	1y	95/113 (84%)	94 (99%)	1 (1%)	0	100	100
53	2y	94/113 (83%)	91 (97%)	3 (3%)	0	100	100
All	All	11629/12354 (94%)	10880 (94%)	651 (6%)	98 (1%)	16	17

5 of 98 Ramachandran outliers are listed below:

Mol	Chain	Res	Type
5	1F	130	ALA
6	1G	47	LYS
6	1G	50	ALA

Continued on next page...

Continued from previous page...

Mol	Chain	Res	Type
26	14	57	GLU
33	1b	21	ARG

5.3.2 Protein sidechains [i](#)

In the following table, the Percentiles column shows the percent sidechain outliers of the chain as a percentile score with respect to all X-ray entries followed by that with respect to entries of similar resolution.

The Analysed column shows the number of residues for which the sidechain conformation was analysed, and the total number of residues.

Mol	Chain	Analysed	Rotameric	Outliers	Percentiles
3	1D	214/218 (98%)	195 (91%)	19 (9%)	9 10
3	2D	215/218 (99%)	197 (92%)	18 (8%)	10 11
4	1E	164/166 (99%)	152 (93%)	12 (7%)	13 14
4	2E	164/166 (99%)	156 (95%)	8 (5%)	22 28
5	1F	160/166 (96%)	148 (92%)	12 (8%)	12 13
5	2F	159/166 (96%)	144 (91%)	15 (9%)	8 8
6	1G	144/156 (92%)	127 (88%)	17 (12%)	5 5
6	2G	142/156 (91%)	129 (91%)	13 (9%)	8 9
7	1H	144/148 (97%)	137 (95%)	7 (5%)	22 28
7	2H	143/148 (97%)	126 (88%)	17 (12%)	5 4
8	1I	111/124 (90%)	96 (86%)	15 (14%)	4 3
8	2I	108/124 (87%)	98 (91%)	10 (9%)	8 8
9	1N	119/119 (100%)	113 (95%)	6 (5%)	22 27
9	2N	118/119 (99%)	109 (92%)	9 (8%)	12 13
10	1O	100/100 (100%)	100 (100%)	0	100 100
10	2O	100/100 (100%)	96 (96%)	4 (4%)	28 37
11	1P	115/116 (99%)	106 (92%)	9 (8%)	11 12
11	2P	115/116 (99%)	110 (96%)	5 (4%)	26 34
12	1Q	111/111 (100%)	106 (96%)	5 (4%)	24 32
12	2Q	111/111 (100%)	103 (93%)	8 (7%)	13 14
13	1R	101/101 (100%)	97 (96%)	4 (4%)	28 37
13	2R	101/101 (100%)	92 (91%)	9 (9%)	9 10

Continued on next page...

Continued from previous page...

Mol	Chain	Analysed	Rotameric	Outliers	Percentiles	
14	1S	87/88 (99%)	77 (88%)	10 (12%)	5	5
14	2S	85/88 (97%)	77 (91%)	8 (9%)	8	8
15	1T	115/127 (91%)	108 (94%)	7 (6%)	17	20
15	2T	113/127 (89%)	105 (93%)	8 (7%)	13	15
16	1U	93/94 (99%)	89 (96%)	4 (4%)	26	34
16	2U	93/94 (99%)	88 (95%)	5 (5%)	20	24
17	1V	81/82 (99%)	77 (95%)	4 (5%)	22	28
17	2V	80/82 (98%)	72 (90%)	8 (10%)	7	7
18	1W	90/92 (98%)	84 (93%)	6 (7%)	15	17
18	2W	90/92 (98%)	85 (94%)	5 (6%)	19	23
19	1X	77/78 (99%)	74 (96%)	3 (4%)	28	39
19	2X	77/78 (99%)	76 (99%)	1 (1%)	61	76
20	1Y	86/91 (94%)	76 (88%)	10 (12%)	5	5
20	2Y	86/91 (94%)	80 (93%)	6 (7%)	14	15
21	1Z	169/179 (94%)	152 (90%)	17 (10%)	7	6
21	2Z	165/179 (92%)	150 (91%)	15 (9%)	9	9
22	10	61/67 (91%)	61 (100%)	0	100	100
22	20	61/67 (91%)	59 (97%)	2 (3%)	33	44
23	11	79/83 (95%)	74 (94%)	5 (6%)	16	19
23	21	81/83 (98%)	74 (91%)	7 (9%)	10	10
24	12	65/67 (97%)	59 (91%)	6 (9%)	8	9
24	22	66/67 (98%)	62 (94%)	4 (6%)	17	20
25	13	51/52 (98%)	47 (92%)	4 (8%)	11	12
25	23	50/52 (96%)	48 (96%)	2 (4%)	28	37
26	14	58/63 (92%)	50 (86%)	8 (14%)	3	3
26	24	54/63 (86%)	47 (87%)	7 (13%)	4	4
27	15	51/52 (98%)	46 (90%)	5 (10%)	7	7
27	25	50/52 (96%)	49 (98%)	1 (2%)	48	63
28	16	51/52 (98%)	46 (90%)	5 (10%)	7	7
28	26	50/52 (96%)	49 (98%)	1 (2%)	48	63
29	17	41/42 (98%)	39 (95%)	2 (5%)	22	28

Continued on next page...

Continued from previous page...

Mol	Chain	Analysed	Rotameric	Outliers	Percentiles	
29	27	41/42 (98%)	38 (93%)	3 (7%)	13	14
30	18	54/55 (98%)	50 (93%)	4 (7%)	13	14
30	28	54/55 (98%)	52 (96%)	2 (4%)	30	40
31	19	34/34 (100%)	33 (97%)	1 (3%)	37	49
31	29	34/34 (100%)	32 (94%)	2 (6%)	18	22
33	1b	191/220 (87%)	164 (86%)	27 (14%)	3	3
33	2b	187/220 (85%)	162 (87%)	25 (13%)	4	3
34	1c	144/188 (77%)	137 (95%)	7 (5%)	22	28
34	2c	140/188 (74%)	120 (86%)	20 (14%)	3	3
35	1d	171/181 (94%)	159 (93%)	12 (7%)	14	15
35	2d	172/181 (95%)	158 (92%)	14 (8%)	11	12
36	1e	114/123 (93%)	105 (92%)	9 (8%)	11	12
36	2e	114/123 (93%)	106 (93%)	8 (7%)	14	15
37	1f	85/90 (94%)	79 (93%)	6 (7%)	13	15
37	2f	85/90 (94%)	77 (91%)	8 (9%)	8	8
38	1g	120/127 (94%)	111 (92%)	9 (8%)	12	13
38	2g	119/127 (94%)	107 (90%)	12 (10%)	7	6
39	1h	116/119 (98%)	109 (94%)	7 (6%)	17	21
39	2h	114/119 (96%)	100 (88%)	14 (12%)	4	4
40	1i	91/99 (92%)	87 (96%)	4 (4%)	25	33
40	2i	88/99 (89%)	78 (89%)	10 (11%)	5	5
41	1j	68/92 (74%)	63 (93%)	5 (7%)	13	14
41	2j	68/92 (74%)	61 (90%)	7 (10%)	7	6
42	1k	83/99 (84%)	80 (96%)	3 (4%)	31	41
42	2k	83/99 (84%)	80 (96%)	3 (4%)	31	41
43	1l	96/108 (89%)	95 (99%)	1 (1%)	68	81
43	2l	96/108 (89%)	89 (93%)	7 (7%)	13	14
44	1m	90/101 (89%)	85 (94%)	5 (6%)	19	23
44	2m	87/101 (86%)	79 (91%)	8 (9%)	8	9
45	1n	49/50 (98%)	45 (92%)	4 (8%)	10	11
45	2n	49/50 (98%)	44 (90%)	5 (10%)	7	6

Continued on next page...

Continued from previous page...

Mol	Chain	Analysed	Rotameric	Outliers	Percentiles	
46	1o	78/80 (98%)	77 (99%)	1 (1%)	61	76
46	2o	78/80 (98%)	71 (91%)	7 (9%)	9	9
47	1p	69/74 (93%)	59 (86%)	10 (14%)	3	2
47	2p	68/74 (92%)	58 (85%)	10 (15%)	3	2
48	1q	94/97 (97%)	91 (97%)	3 (3%)	34	46
48	2q	94/97 (97%)	90 (96%)	4 (4%)	26	34
49	1r	59/77 (77%)	56 (95%)	3 (5%)	21	26
49	2r	59/77 (77%)	56 (95%)	3 (5%)	21	26
50	1s	68/80 (85%)	63 (93%)	5 (7%)	13	14
50	2s	67/80 (84%)	60 (90%)	7 (10%)	7	6
51	1t	71/82 (87%)	68 (96%)	3 (4%)	26	35
51	2t	70/82 (85%)	64 (91%)	6 (9%)	10	10
52	1u	18/22 (82%)	18 (100%)	0	100	100
52	2u	18/22 (82%)	16 (89%)	2 (11%)	6	5
53	1y	82/98 (84%)	79 (96%)	3 (4%)	30	40
53	2y	79/98 (81%)	70 (89%)	9 (11%)	5	5
All	All	9524/10260 (93%)	8798 (92%)	726 (8%)	12	13

5 of 726 residues with a non-rotameric sidechain are listed below:

Mol	Chain	Res	Type
15	2T	40	THR
34	2c	131	ARG
17	2V	51	VAL
15	2T	34	VAL
25	23	59	VAL

Sometimes sidechains can be flipped to improve hydrogen bonding and reduce clashes. 5 of 146 such sidechains are listed below:

Mol	Chain	Res	Type
34	2c	176	HIS
53	2y	36	ASN
35	2d	125	HIS
40	2i	3	GLN
38	1g	110	GLN

5.3.3 RNA [i](#)

Mol	Chain	Analysed	Backbone Outliers	Pucker Outliers
1	1A	2865/2915 (98%)	406 (14%)	33 (1%)
1	2A	2858/2915 (98%)	448 (15%)	39 (1%)
2	1B	119/121 (98%)	12 (10%)	0
2	2B	119/121 (98%)	15 (12%)	0
32	1a	1497/1521 (98%)	217 (14%)	0
32	2a	1501/1521 (98%)	247 (16%)	0
All	All	8959/9114 (98%)	1345 (15%)	72 (0%)

5 of 1345 RNA backbone outliers are listed below:

Mol	Chain	Res	Type
1	1A	12	U
1	1A	34	C
1	1A	45	C
1	1A	71	A
1	1A	74	A

5 of 72 RNA pucker outliers are listed below:

Mol	Chain	Res	Type
1	2A	1275	A
1	2A	2756	U
1	2A	1442	G
1	2A	2288	A
1	1A	2250	G

5.4 Non-standard residues in protein, DNA, RNA chains [i](#)

50 non-standard protein/DNA/RNA residues are modelled in this entry.

In the following table, the Counts columns list the number of bonds (or angles) for which Mogul statistics could be retrieved, the number of bonds (or angles) that are observed in the model and the number of bonds (or angles) that are defined in the Chemical Component Dictionary. The Link column lists molecule types, if any, to which the group is linked. The Z score for a bond length (or angle) is the number of standard deviations the observed value is removed from the expected value. A bond length (or angle) with $|Z| > 2$ is considered an outlier worth inspection. RMSZ is the root-mean-square of all Z scores of the bond lengths (or angles).

Mol	Type	Chain	Res	Link	Bond lengths			Bond angles		
					Counts	RMSZ	# Z > 2	Counts	RMSZ	# Z > 2
1	2MA	2A	2503	54,1	22,25,26	1.43	4 (18%)	32,37,40	2.31	9 (28%)

Mol	Type	Chain	Res	Link	Bond lengths			Bond angles		
					Counts	RMSZ	# Z > 2	Counts	RMSZ	# Z > 2
1	PSU	1A	2605	54,1	18,21,22	1.36	3 (16%)	21,30,33	2.02	4 (19%)
1	OMG	2A	2251	54,1	23,26,27	1.16	2 (8%)	32,38,41	1.98	6 (18%)
1	5MC	1A	1962	1	19,22,23	1.60	3 (15%)	26,32,35	1.19	4 (15%)
1	MA6	2A	2058	1	23,26,27	0.35	0	33,38,41	1.96	8 (24%)
1	PSU	2A	1911	1	18,21,22	1.39	2 (11%)	21,30,33	2.10	5 (23%)
32	MA6	2a	1518	32	23,26,27	0.42	0	33,38,41	1.99	10 (30%)
43	0TD	1l	92	43	8,9,10	4.74	1 (12%)	6,11,13	1.79	2 (33%)
32	MA6	2a	1519	32	23,26,27	0.44	0	33,38,41	2.12	9 (27%)
32	4OC	1a	1402	32	20,23,24	0.71	1 (5%)	25,32,35	1.07	2 (8%)
1	PSU	1A	1917	1	18,21,22	1.36	2 (11%)	21,30,33	1.87	4 (19%)
1	OMU	2A	2552	54,1	19,22,23	1.26	3 (15%)	25,31,34	1.81	6 (24%)
1	5MU	2A	1915	1	19,22,23	1.47	4 (21%)	27,32,35	2.19	9 (33%)
32	UR3	2a	1498	32	19,22,23	1.02	2 (10%)	26,32,35	1.71	3 (11%)
1	5MU	1A	1939	54,1	19,22,23	1.38	4 (21%)	27,32,35	2.16	6 (22%)
32	G7M	2a	527	32,54	23,26,27	2.38	5 (21%)	34,39,42	3.04	11 (32%)
1	OMG	1A	2251	54,1	23,26,27	1.23	3 (13%)	32,38,41	2.02	7 (21%)
32	4OC	2a	1402	32	20,23,24	0.74	1 (5%)	25,32,35	0.94	1 (4%)
32	5MC	2a	1407	32	19,22,23	1.59	2 (10%)	26,32,35	1.10	3 (11%)
32	5MC	2a	1404	32	19,22,23	1.67	3 (15%)	26,32,35	1.19	3 (11%)
32	MA6	1a	1518	32	23,26,27	0.40	0	33,38,41	1.92	8 (24%)
32	PSU	1a	516	32,54	18,21,22	1.38	2 (11%)	21,30,33	1.89	5 (23%)
32	G7M	1a	527	32,54	23,26,27	2.36	5 (21%)	34,39,42	2.94	10 (29%)
32	2MG	2a	1207	32	23,26,27	1.20	2 (8%)	33,38,41	2.22	8 (24%)
1	PSU	1A	1911	1	18,21,22	1.34	2 (11%)	21,30,33	2.05	5 (23%)
32	5MC	1a	1400	32	19,22,23	1.79	3 (15%)	26,32,35	1.16	2 (7%)
1	OMU	1A	2552	54,1	19,22,23	1.30	4 (21%)	25,31,34	1.94	6 (24%)
32	5MC	1a	967	32	19,22,23	1.60	3 (15%)	26,32,35	1.10	2 (7%)
32	5MC	1a	1404	32	19,22,23	1.73	3 (15%)	26,32,35	1.10	2 (7%)
1	OMC	2A	1920	1	19,22,23	0.78	0	25,31,34	1.00	1 (4%)
1	5MC	1A	1942	54,1	19,22,23	1.47	3 (15%)	26,32,35	1.10	2 (7%)
1	PSU	2A	1917	1	18,21,22	1.32	2 (11%)	21,30,33	2.06	3 (14%)
43	0TD	2l	92	43	8,9,10	4.69	2 (25%)	6,11,13	2.78	2 (33%)
32	5MC	1a	1407	32	19,22,23	1.72	3 (15%)	26,32,35	1.12	3 (11%)
32	5MC	2a	1400	32	19,22,23	1.66	3 (15%)	26,32,35	1.19	2 (7%)
1	5MC	2A	1942	54,1	19,22,23	1.69	3 (15%)	26,32,35	1.19	2 (7%)

Mol	Type	Chain	Res	Link	Bond lengths			Bond angles		
					Counts	RMSZ	# Z > 2	Counts	RMSZ	# Z > 2
32	M2G	2a	966	32,54	24,27,28	1.26	3 (12%)	33,40,43	1.79	6 (18%)
32	5MC	2a	967	32	19,22,23	1.85	3 (15%)	26,32,35	1.10	2 (7%)
1	5MU	2A	1939	54,1	19,22,23	1.39	5 (26%)	27,32,35	2.32	6 (22%)
32	PSU	2a	516	32,54	18,21,22	1.32	2 (11%)	21,30,33	2.02	5 (23%)
32	MA6	1a	1519	32	23,26,27	0.42	0	33,38,41	2.03	9 (27%)
32	UR3	1a	1498	32	19,22,23	0.99	0	26,32,35	1.92	4 (15%)
1	PSU	2A	2605	1	18,21,22	1.29	2 (11%)	21,30,33	2.28	4 (19%)
32	2MG	1a	1207	32	23,26,27	1.24	3 (13%)	33,38,41	2.42	10 (30%)
32	M2G	1a	966	32	24,27,28	1.33	3 (12%)	33,40,43	1.89	6 (18%)
1	5MC	2A	1962	54,1	19,22,23	1.59	3 (15%)	26,32,35	1.16	2 (7%)
1	2MA	1A	2503	54,1	22,25,26	1.45	5 (22%)	32,37,40	2.28	7 (21%)
1	5MU	1A	1915	1	19,22,23	1.44	5 (26%)	27,32,35	2.36	10 (37%)
1	OMC	1A	1920	54,1	19,22,23	0.79	0	25,31,34	0.92	1 (4%)
1	MA6	1A	2058	54,1	23,26,27	0.39	0	33,38,41	2.05	9 (27%)

In the following table, the Chirals column lists the number of chiral outliers, the number of chiral centers analysed, the number of these observed in the model and the number defined in the Chemical Component Dictionary. Similar counts are reported in the Torsion and Rings columns. '-' means no outliers of that kind were identified.

Mol	Type	Chain	Res	Link	Chirals	Torsions	Rings
1	2MA	2A	2503	54,1	-	1/7/25/26	0/3/3/3
1	PSU	1A	2605	54,1	-	0/7/25/26	0/2/2/2
1	OMG	2A	2251	54,1	-	0/9/27/28	0/3/3/3
1	5MC	1A	1962	1	-	0/7/25/26	0/2/2/2
1	MA6	2A	2058	1	-	0/11/29/30	0/3/3/3
1	PSU	2A	1911	1	-	0/7/25/26	0/2/2/2
32	MA6	2a	1518	32	-	0/11/29/30	0/3/3/3
43	0TD	1l	92	43	-	1/7/12/14	-
32	MA6	2a	1519	32	-	2/11/29/30	0/3/3/3
32	4OC	1a	1402	32	-	0/9/29/30	0/2/2/2
1	PSU	1A	1917	1	-	0/7/25/26	0/2/2/2
1	OMU	2A	2552	54,1	-	0/9/27/28	0/2/2/2
1	5MU	2A	1915	1	-	2/7/25/26	0/2/2/2
32	UR3	2a	1498	32	-	0/7/25/26	0/2/2/2
1	5MU	1A	1939	54,1	-	0/7/25/26	0/2/2/2
32	G7M	2a	527	32,54	-	0/7/25/26	0/3/3/3
1	OMG	1A	2251	54,1	-	1/9/27/28	0/3/3/3
32	4OC	2a	1402	32	-	1/9/29/30	0/2/2/2

Continued on next page...

Continued from previous page...

Mol	Type	Chain	Res	Link	Chirals	Torsions	Rings
32	5MC	2a	1407	32	-	0/7/25/26	0/2/2/2
32	5MC	2a	1404	32	-	0/7/25/26	0/2/2/2
32	MA6	1a	1518	32	-	0/11/29/30	0/3/3/3
32	PSU	1a	516	32,54	-	0/7/25/26	0/2/2/2
32	G7M	1a	527	32,54	-	2/7/25/26	0/3/3/3
32	2MG	2a	1207	32	-	0/9/27/28	0/3/3/3
1	PSU	1A	1911	1	-	0/7/25/26	0/2/2/2
32	5MC	1a	1400	32	-	1/7/25/26	0/2/2/2
1	OMU	1A	2552	54,1	-	0/9/27/28	0/2/2/2
32	5MC	1a	967	32	-	0/7/25/26	0/2/2/2
32	5MC	1a	1404	32	-	0/7/25/26	0/2/2/2
1	OMC	2A	1920	1	-	0/9/27/28	0/2/2/2
1	5MC	1A	1942	54,1	-	0/7/25/26	0/2/2/2
1	PSU	2A	1917	1	-	0/7/25/26	0/2/2/2
43	0TD	2l	92	43	-	2/7/12/14	-
32	5MC	1a	1407	32	-	0/7/25/26	0/2/2/2
32	5MC	2a	1400	32	-	0/7/25/26	0/2/2/2
1	5MC	2A	1942	54,1	-	0/7/25/26	0/2/2/2
32	M2G	2a	966	32,54	-	0/11/29/30	0/3/3/3
32	5MC	2a	967	32	-	0/7/25/26	0/2/2/2
1	5MU	2A	1939	54,1	-	0/7/25/26	0/2/2/2
32	PSU	2a	516	32,54	-	0/7/25/26	0/2/2/2
32	MA6	1a	1519	32	-	2/11/29/30	0/3/3/3
32	UR3	1a	1498	32	-	0/7/25/26	0/2/2/2
1	PSU	2A	2605	1	-	0/7/25/26	0/2/2/2
32	2MG	1a	1207	32	-	0/9/27/28	0/3/3/3
32	M2G	1a	966	32	-	0/11/29/30	0/3/3/3
1	5MC	2A	1962	54,1	-	0/7/25/26	0/2/2/2
1	2MA	1A	2503	54,1	-	1/7/25/26	0/3/3/3
1	5MU	1A	1915	1	-	2/7/25/26	0/2/2/2
1	OMC	1A	1920	54,1	-	1/9/27/28	0/2/2/2
1	MA6	1A	2058	54,1	-	0/11/29/30	0/3/3/3

The worst 5 of 119 bond length outliers are listed below:

Mol	Chain	Res	Type	Atoms	Z	Observed(Å)	Ideal(Å)
43	1l	92	0TD	CB-SB	-12.94	1.69	1.82
43	2l	92	0TD	CB-SB	-12.70	1.69	1.82
32	2a	527	G7M	C8-N7	7.89	1.46	1.33
32	1a	527	G7M	C8-N7	7.53	1.45	1.33
32	2a	967	5MC	C5-C4	6.89	1.49	1.44

The worst 5 of 256 bond angle outliers are listed below:

Mol	Chain	Res	Type	Atoms	Z	Observed(°)	Ideal(°)
32	2a	527	G7M	CN7-N7-C8	-8.33	112.18	124.79
1	1A	2503	2MA	C5-C4-N3	-8.15	118.60	127.18
1	2A	2503	2MA	C5-C4-N3	-7.96	118.79	127.18
32	1a	527	G7M	CN7-N7-C8	-7.93	112.77	124.79
32	1a	1498	UR3	C4-N3-C2	-7.62	118.45	124.58

There are no chirality outliers.

5 of 19 torsion outliers are listed below:

Mol	Chain	Res	Type	Atoms
1	1A	1915	5MU	O4'-C1'-N1-C2
1	1A	1915	5MU	O4'-C1'-N1-C6
1	1A	2251	OMG	C1'-C2'-O2'-CM2
1	2A	1915	5MU	O4'-C1'-N1-C2
1	2A	1915	5MU	O4'-C1'-N1-C6

There are no ring outliers.

22 monomers are involved in 24 short contacts:

Mol	Chain	Res	Type	Clashes	Symm-Clashes
1	2A	2251	OMG	1	0
1	2A	2058	MA6	1	0
32	2a	1518	MA6	2	0
32	2a	1519	MA6	1	0
1	2A	2552	OMU	1	0
1	2A	1915	5MU	1	0
1	1A	1939	5MU	1	0
1	1A	2251	OMG	1	0
32	2a	1402	4OC	3	0
32	2a	1404	5MC	1	0
32	1a	1518	MA6	1	0
32	2a	1207	2MG	1	0
1	1A	2552	OMU	1	0
32	1a	967	5MC	1	0
32	1a	1404	5MC	1	0
1	2A	1920	OMC	1	0
1	2A	1917	PSU	1	0
43	2l	92	0TD	1	0
32	2a	1400	5MC	1	0
32	1a	1519	MA6	3	0
32	1a	1498	UR3	1	0

Continued on next page...

Continued from previous page...

Mol	Chain	Res	Type	Clashes	Symm-Clashes
1	1A	2058	MA6	2	0

5.5 Carbohydrates [i](#)

There are no oligosaccharides in this entry.

5.6 Ligand geometry [i](#)

Of 2523 ligands modelled in this entry, 2508 are monoatomic - leaving 15 for Mogul analysis.

In the following table, the Counts columns list the number of bonds (or angles) for which Mogul statistics could be retrieved, the number of bonds (or angles) that are observed in the model and the number of bonds (or angles) that are defined in the Chemical Component Dictionary. The Link column lists molecule types, if any, to which the group is linked. The Z score for a bond length (or angle) is the number of standard deviations the observed value is removed from the expected value. A bond length (or angle) with $|Z| > 2$ is considered an outlier worth inspection. RMSZ is the root-mean-square of all Z scores of the bond lengths (or angles).

Mol	Type	Chain	Res	Link	Bond lengths			Bond angles		
					Counts	RMSZ	# Z > 2	Counts	RMSZ	# Z > 2
56	TEL	2A	3744	-	60,62,62	1.32	5 (8%)	78,92,92	1.99	15 (19%)
57	MPD	1T	206	-	7,7,7	0.35	0	9,10,10	0.25	0
57	MPD	18	105	-	7,7,7	0.26	0	9,10,10	0.35	0
57	MPD	1A	4022	-	7,7,7	0.34	0	9,10,10	0.22	0
55	HGR	2A	3743	-	39,39,39	2.42	10 (25%)	48,58,58	1.68	12 (25%)
55	HGR	1A	4020	-	39,39,39	2.39	7 (17%)	48,58,58	1.76	13 (27%)
58	ARG	1F	320	-	10,11,11	0.71	1 (10%)	9,13,13	0.90	1 (11%)
60	SF4	1d	305	35	0,12,12	-	-	-	-	-
57	MPD	2A	3745	-	7,7,7	0.31	0	9,10,10	0.20	0
57	MPD	2A	3747	-	7,7,7	0.34	0	9,10,10	0.27	0
60	SF4	2d	501	35	0,12,12	-	-	-	-	-
58	ARG	1B	231	54	10,11,11	0.79	1 (10%)	9,13,13	1.16	1 (11%)
57	MPD	2A	3746	-	7,7,7	0.33	0	9,10,10	0.15	0
57	MPD	1a	3279	-	7,7,7	0.44	0	9,10,10	0.71	0
56	TEL	1A	4021	-	60,62,62	1.30	5 (8%)	78,92,92	1.78	15 (19%)

In the following table, the Chirals column lists the number of chiral outliers, the number of chiral centers analysed, the number of these observed in the model and the number defined in the Chemical Component Dictionary. Similar counts are reported in the Torsion and Rings columns. '-' means no outliers of that kind were identified.

Mol	Type	Chain	Res	Link	Chirals	Torsions	Rings
56	TEL	2A	3744	-	-	9/73/108/108	0/4/5/5
57	MPD	1T	206	-	-	2/5/5/5	-
57	MPD	18	105	-	-	2/5/5/5	-
57	MPD	1A	4022	-	-	1/5/5/5	-
55	HGR	2A	3743	-	-	6/20/79/79	0/4/4/4
55	HGR	1A	4020	-	-	5/20/79/79	0/4/4/4
58	ARG	1F	320	-	-	1/11/11/11	-
60	SF4	1d	305	35	-	-	0/6/5/5
57	MPD	2A	3745	-	-	0/5/5/5	-
57	MPD	2A	3747	-	-	5/5/5/5	-
60	SF4	2d	501	35	-	-	0/6/5/5
58	ARG	1B	231	54	-	5/11/11/11	-
57	MPD	2A	3746	-	-	5/5/5/5	-
57	MPD	1a	3279	-	-	2/5/5/5	-
56	TEL	1A	4021	-	-	4/73/108/108	0/4/5/5

The worst 5 of 29 bond length outliers are listed below:

Mol	Chain	Res	Type	Atoms	Z	Observed(Å)	Ideal(Å)
55	1A	4020	HGR	C12-C14	9.05	1.55	1.33
55	2A	3743	HGR	C12-C14	9.00	1.55	1.33
55	2A	3743	HGR	C5-C4	-5.47	1.39	1.49
55	1A	4020	HGR	C5-C4	-5.43	1.39	1.49
56	2A	3744	TEL	O5-C10	5.39	1.44	1.35

The worst 5 of 57 bond angle outliers are listed below:

Mol	Chain	Res	Type	Atoms	Z	Observed(°)	Ideal(°)
56	2A	3744	TEL	O9-C15-C21	9.03	119.84	110.93
56	1A	4021	TEL	O9-C15-C21	6.50	117.35	110.93
56	2A	3744	TEL	C17-C11-N6	-6.40	103.56	113.25
56	1A	4021	TEL	C17-C11-N6	-6.24	103.80	113.25
55	1A	4020	HGR	C4-C5-C6	4.44	121.83	112.35

There are no chirality outliers.

5 of 47 torsion outliers are listed below:

Mol	Chain	Res	Type	Atoms
56	2A	3744	TEL	C1-C2-C4-C8
56	2A	3744	TEL	O5-C2-C4-C8

Continued on next page...

Continued from previous page...

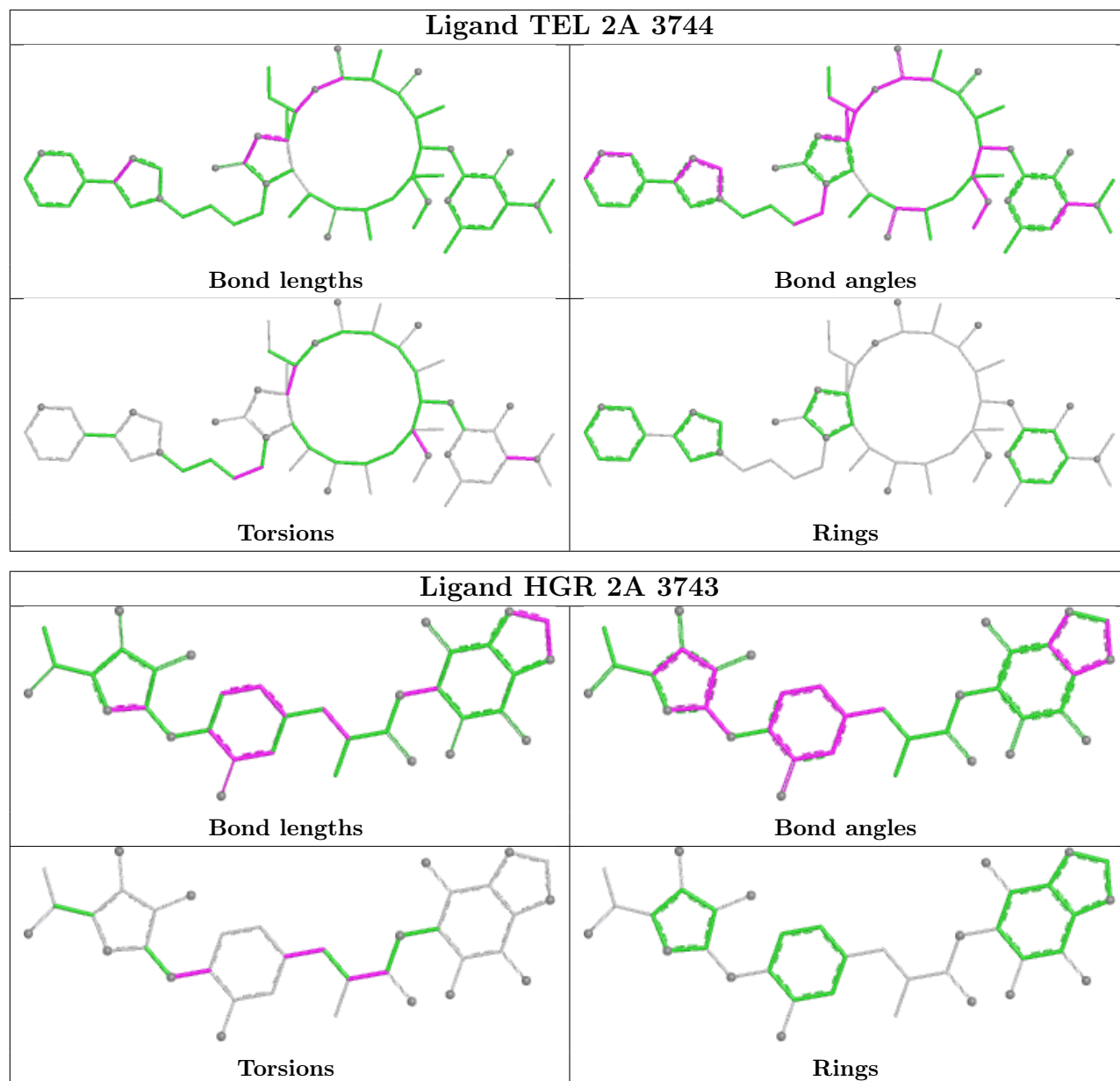
Mol	Chain	Res	Type	Atoms
56	2A	3744	TEL	C24-C28-O32-C38
56	2A	3744	TEL	C33-C28-O32-C38
56	2A	3744	TEL	C34-C28-O32-C38

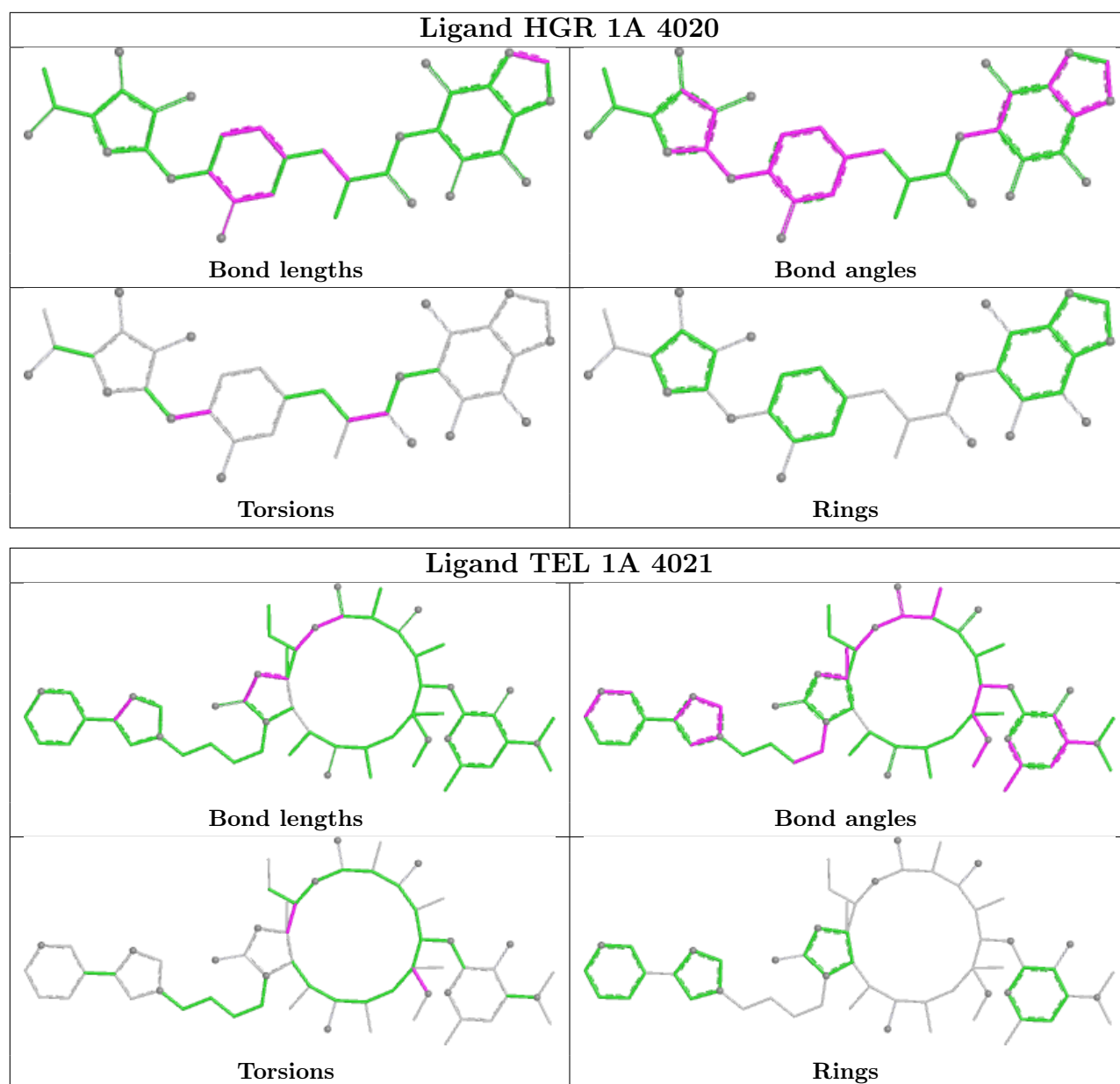
There are no ring outliers.

11 monomers are involved in 21 short contacts:

Mol	Chain	Res	Type	Clashes	Symm-Clashes
56	2A	3744	TEL	3	0
57	18	105	MPD	1	0
57	1A	4022	MPD	1	0
55	2A	3743	HGR	1	0
55	1A	4020	HGR	1	0
58	1F	320	ARG	1	0
57	2A	3745	MPD	2	0
58	1B	231	ARG	1	0
57	2A	3746	MPD	1	0
57	1a	3279	MPD	4	0
56	1A	4021	TEL	5	0

The following is a two-dimensional graphical depiction of Mogul quality analysis of bond lengths, bond angles, torsion angles, and ring geometry for all instances of the Ligand of Interest. In addition, ligands with molecular weight > 250 and outliers as shown on the validation Tables will also be included. For torsion angles, if less than 5% of the Mogul distribution of torsion angles is within 10 degrees of the torsion angle in question, then that torsion angle is considered an outlier. Any bond that is central to one or more torsion angles identified as an outlier by Mogul will be highlighted in the graph. For rings, the root-mean-square deviation (RMSD) between the ring in question and similar rings identified by Mogul is calculated over all ring torsion angles. If the average RMSD is greater than 60 degrees and the minimal RMSD between the ring in question and any Mogul-identified rings is also greater than 60 degrees, then that ring is considered an outlier. The outliers are highlighted in purple. The color gray indicates Mogul did not find sufficient equivalents in the CSD to analyse the geometry.





5.7 Other polymers [i](#)

There are no such residues in this entry.

5.8 Polymer linkage issues [i](#)

There are no chain breaks in this entry.

6 Fit of model and data [i](#)

6.1 Protein, DNA and RNA chains [i](#)

In the following table, the column labelled '#RSRZ > 2' contains the number (and percentage) of RSRZ outliers, followed by percent RSRZ outliers for the chain as percentile scores relative to all X-ray entries and entries of similar resolution. The OWAB column contains the minimum, median, 95th percentile and maximum values of the occupancy-weighted average B-factor per residue. The column labelled 'Q < 0.9' lists the number of (and percentage) of residues with an average occupancy less than 0.9.

Mol	Chain	Analysed	<RSRZ>	#RSRZ>2	OWAB(Å ²)	Q<0.9
1	1A	2860/2915 (98%)	-0.37	188 (6%) 24 27	22, 38, 89, 98	0
1	2A	2855/2915 (97%)	0.12	205 (7%) 21 24	33, 55, 90, 98	0
2	1B	120/121 (99%)	-0.11	2 (1%) 69 74	34, 53, 64, 82	0
2	2B	120/121 (99%)	0.80	4 (3%) 49 56	58, 73, 80, 85	0
3	1D	275/276 (99%)	0.06	6 (2%) 62 67	24, 36, 51, 73	0
3	2D	275/276 (99%)	0.42	9 (3%) 49 56	31, 49, 59, 73	0
4	1E	204/206 (99%)	0.11	4 (1%) 65 70	20, 41, 61, 70	0
4	2E	204/206 (99%)	0.61	7 (3%) 48 55	33, 55, 69, 77	0
5	1F	203/210 (96%)	0.28	7 (3%) 48 55	21, 45, 68, 79	0
5	2F	203/210 (96%)	0.79	9 (4%) 39 45	34, 62, 75, 80	0
6	1G	181/182 (99%)	1.15	23 (12%) 8 9	51, 65, 75, 82	0
6	2G	181/182 (99%)	2.17	95 (52%) 0 0	71, 79, 83, 86	0
7	1H	174/180 (96%)	0.50	7 (4%) 42 48	40, 53, 64, 67	0
7	2H	173/180 (96%)	1.82	63 (36%) 1 0	65, 76, 80, 86	0
8	1I	147/148 (99%)	1.26	15 (10%) 12 13	44, 68, 76, 81	0
8	2I	146/148 (98%)	1.49	30 (20%) 2 2	55, 70, 79, 82	0
9	1N	140/140 (100%)	0.11	3 (2%) 63 68	27, 39, 61, 74	0
9	2N	140/140 (100%)	0.84	4 (2%) 53 60	44, 61, 71, 74	0
10	1O	122/122 (100%)	0.05	1 (0%) 82 86	30, 40, 56, 65	0
10	2O	122/122 (100%)	0.60	4 (3%) 49 56	43, 52, 65, 71	0
11	1P	149/150 (99%)	0.36	7 (4%) 36 42	23, 47, 65, 73	0
11	2P	149/150 (99%)	0.99	16 (10%) 11 13	40, 65, 76, 82	0
12	1Q	141/141 (100%)	0.11	2 (1%) 73 78	30, 41, 54, 63	0
12	2Q	141/141 (100%)	1.21	17 (12%) 8 10	46, 61, 70, 77	0

Continued on next page...

Continued from previous page...

Mol	Chain	Analysed	<RSRZ>	#RSRZ>2	OWAB(Å ²)	Q<0.9
13	1R	118/118 (100%)	-0.01	0 100 100	25, 37, 52, 62	0
13	2R	118/118 (100%)	0.50	1 (0%) 82 86	39, 51, 59, 67	0
14	1S	110/112 (98%)	0.78	3 (2%) 56 63	43, 54, 63, 67	0
14	2S	110/112 (98%)	1.76	39 (35%) 1 0	61, 69, 75, 79	0
15	1T	131/146 (89%)	0.44	8 (6%) 27 31	36, 45, 66, 79	0
15	2T	131/146 (89%)	0.73	6 (4%) 37 43	44, 57, 72, 77	0
16	1U	116/118 (98%)	-0.06	1 (0%) 81 84	24, 33, 49, 61	0
16	2U	116/118 (98%)	0.89	6 (5%) 33 38	40, 59, 70, 79	0
17	1V	101/101 (100%)	0.14	1 (0%) 79 83	25, 44, 58, 67	0
17	2V	101/101 (100%)	1.03	2 (1%) 65 70	41, 67, 73, 77	0
18	1W	112/113 (99%)	-0.01	2 (1%) 67 72	26, 33, 50, 81	0
18	2W	112/113 (99%)	0.48	4 (3%) 46 52	38, 49, 63, 83	0
19	1X	95/96 (98%)	0.29	2 (2%) 63 68	31, 42, 64, 72	0
19	2X	95/96 (98%)	0.93	10 (10%) 11 13	47, 58, 70, 77	0
20	1Y	107/110 (97%)	0.58	3 (2%) 55 61	38, 50, 65, 73	0
20	2Y	107/110 (97%)	1.33	17 (15%) 5 5	55, 66, 75, 82	0
21	1Z	203/206 (98%)	0.85	7 (3%) 48 55	44, 59, 71, 76	0
21	2Z	201/206 (97%)	1.74	61 (30%) 1 1	62, 73, 78, 82	0
22	10	77/85 (90%)	0.34	4 (5%) 33 38	32, 40, 57, 58	0
22	20	77/85 (90%)	1.35	11 (14%) 6 7	47, 61, 70, 74	0
23	11	97/98 (98%)	0.40	1 (1%) 79 83	30, 46, 68, 77	0
23	21	97/98 (98%)	0.66	4 (4%) 41 47	39, 54, 70, 73	0
24	12	70/72 (97%)	0.58	3 (4%) 40 45	38, 51, 61, 79	0
24	22	70/72 (97%)	1.07	5 (7%) 22 25	57, 66, 72, 75	0
25	13	59/60 (98%)	0.22	1 (1%) 69 74	28, 38, 62, 72	0
25	23	59/60 (98%)	1.14	7 (11%) 9 10	52, 60, 71, 76	0
26	14	69/71 (97%)	1.73	21 (30%) 1 1	60, 78, 85, 89	0
26	24	69/71 (97%)	2.82	55 (79%) 0 0	74, 82, 90, 92	0
27	15	59/60 (98%)	-0.06	1 (1%) 69 74	24, 37, 53, 65	0
27	25	59/60 (98%)	0.35	0 100 100	34, 51, 64, 72	0
28	16	53/54 (98%)	0.20	0 100 100	36, 45, 57, 61	0

Continued on next page...

Continued from previous page...

Mol	Chain	Analysed	<RSRZ>	#RSRZ>2	OWAB(Å ²)	Q<0.9
28	26	53/54 (98%)	0.83	2 (3%) 44 50	52, 59, 66, 72	0
29	17	48/49 (97%)	0.15	7 (14%) 6 7	24, 29, 56, 62	0
29	27	48/49 (97%)	0.41	5 (10%) 11 13	34, 41, 62, 69	0
30	18	64/65 (98%)	0.04	0 100 100	31, 37, 43, 56	0
30	28	64/65 (98%)	0.66	1 (1%) 70 76	43, 53, 60, 62	0
31	19	37/37 (100%)	0.28	0 100 100	33, 42, 58, 59	0
31	29	37/37 (100%)	1.45	9 (24%) 2 1	57, 64, 71, 73	0
32	1a	1488/1521 (97%)	0.41	58 (3%) 43 49	38, 67, 87, 96	0
32	2a	1492/1521 (98%)	0.68	103 (6%) 23 26	45, 72, 88, 96	0
33	1b	231/256 (90%)	1.77	74 (32%) 1 0	62, 74, 81, 84	0
33	2b	231/256 (90%)	2.09	120 (51%) 0 0	70, 78, 83, 88	0
34	1c	206/239 (86%)	1.44	41 (19%) 3 3	63, 71, 80, 84	0
34	2c	206/239 (86%)	2.24	118 (57%) 0 0	67, 78, 82, 85	0
35	1d	208/209 (99%)	1.53	56 (26%) 1 1	56, 68, 75, 81	0
35	2d	208/209 (99%)	1.53	54 (25%) 1 1	58, 68, 75, 79	0
36	1e	148/162 (91%)	0.94	5 (3%) 48 55	46, 63, 70, 81	0
36	2e	148/162 (91%)	1.35	19 (12%) 7 9	56, 68, 76, 79	0
37	1f	100/101 (99%)	1.11	7 (7%) 22 25	52, 66, 72, 74	0
37	2f	100/101 (99%)	0.84	1 (1%) 79 83	53, 64, 72, 74	0
38	1g	155/156 (99%)	1.12	19 (12%) 8 10	63, 70, 77, 79	0
38	2g	155/156 (99%)	1.75	51 (32%) 1 0	69, 75, 80, 82	0
39	1h	137/138 (99%)	1.12	13 (9%) 14 16	51, 65, 72, 76	0
39	2h	137/138 (99%)	1.18	11 (8%) 18 21	61, 69, 74, 78	0
40	1i	127/128 (99%)	2.16	67 (52%) 0 0	61, 76, 81, 82	0
40	2i	126/128 (98%)	2.92	102 (80%) 0 0	70, 80, 84, 85	0
41	1j	97/105 (92%)	2.05	48 (49%) 0 0	63, 76, 82, 86	0
41	2j	96/105 (91%)	2.94	75 (78%) 0 0	70, 80, 83, 85	0
42	1k	114/129 (88%)	0.91	9 (7%) 18 21	48, 63, 71, 74	0
42	2k	114/129 (88%)	1.28	19 (16%) 4 4	55, 68, 75, 79	0
43	1l	121/132 (91%)	0.88	10 (8%) 17 19	47, 58, 67, 70	0
43	2l	121/132 (91%)	1.13	15 (12%) 8 9	53, 65, 69, 72	0

Continued on next page...

Continued from previous page...

Mol	Chain	Analysed	<RSRZ>	#RSRZ>2	OWAB(Å ²)	Q<0.9
44	1m	116/126 (92%)	1.50	23 (19%) 3 3	62, 73, 78, 80	0
44	2m	114/126 (90%)	2.46	73 (64%) 0 0	75, 80, 83, 87	0
45	1n	60/61 (98%)	1.67	16 (26%) 1 1	63, 70, 75, 81	0
45	2n	60/61 (98%)	2.99	45 (75%) 0 0	71, 79, 83, 86	0
46	1o	88/89 (98%)	1.08	7 (7%) 18 21	45, 63, 72, 76	0
46	2o	88/89 (98%)	1.28	13 (14%) 5 6	55, 68, 74, 79	0
47	1p	82/88 (93%)	2.09	41 (50%) 0 0	60, 69, 76, 82	0
47	2p	82/88 (93%)	1.67	20 (24%) 2 1	61, 67, 75, 77	0
48	1q	99/105 (94%)	1.39	16 (16%) 4 5	54, 66, 74, 78	0
48	2q	99/105 (94%)	1.06	8 (8%) 18 20	53, 67, 74, 77	0
49	1r	68/88 (77%)	1.07	9 (13%) 7 8	55, 63, 74, 76	0
49	2r	68/88 (77%)	1.05	7 (10%) 12 13	59, 66, 74, 77	0
50	1s	83/93 (89%)	1.67	22 (26%) 1 1	66, 74, 79, 81	0
50	2s	83/93 (89%)	2.83	69 (83%) 0 0	75, 81, 85, 87	0
51	1t	96/106 (90%)	1.65	24 (25%) 2 1	61, 69, 77, 81	0
51	2t	98/106 (92%)	1.30	12 (12%) 8 10	56, 67, 78, 80	0
52	1u	23/27 (85%)	1.78	10 (43%) 0 0	66, 71, 74, 75	0
52	2u	23/27 (85%)	2.81	17 (73%) 0 0	74, 76, 79, 81	0
53	1y	97/113 (85%)	1.05	9 (9%) 14 17	51, 62, 72, 72	0
53	2y	96/113 (84%)	2.15	49 (51%) 0 0	65, 74, 80, 81	0
All	All	20764/21468 (96%)	0.67	2623 (12%) 8 9	20, 62, 82, 98	0

The worst 5 of 2623 RSRZ outliers are listed below:

Mol	Chain	Res	Type	RSRZ
45	2n	2	ALA	11.2
1	2A	652(U)	G	8.5
1	2A	653	A	8.4
1	2A	652(V)	C	8.3
1	2A	652(C)	G	7.9

6.2 Non-standard residues in protein, DNA, RNA chains [i](#)

In the following table, the Atoms column lists the number of modelled atoms in the group and the number defined in the chemical component dictionary. The B-factors column lists the minimum,

median, 95th percentile and maximum values of B factors of atoms in the group. The column labelled 'Q< 0.9' lists the number of atoms with occupancy less than 0.9.

Mol	Type	Chain	Res	Atoms	RSCC	RSR	B-factors(Å ²)	Q<0.9
1	5MU	2A	1915	21/22	0.84	0.13	76,83,86,97	0
1	5MU	1A	1915	21/22	0.85	0.13	70,77,82,89	0
32	2MG	2a	1207	24/25	0.85	0.15	78,84,89,90	0
43	0TD	2l	92	10/11	0.86	0.14	61,66,69,77	0
32	M2G	2a	966	25/26	0.87	0.16	57,69,80,91	0
32	5MC	2a	967	21/22	0.88	0.15	66,71,76,77	0
1	PSU	1A	1917	20/21	0.90	0.10	63,69,75,76	0
1	PSU	2A	1917	20/21	0.90	0.10	69,75,86,89	0
1	PSU	2A	1911	20/21	0.90	0.10	67,71,80,84	0
32	2MG	1a	1207	24/25	0.91	0.11	65,73,77,78	0
32	PSU	2a	516	20/21	0.91	0.10	72,76,82,82	0
43	0TD	1l	92	10/11	0.91	0.12	54,58,62,71	0
32	5MC	1a	967	21/22	0.92	0.12	62,67,74,76	0
32	G7M	2a	527	24/25	0.92	0.11	59,66,71,73	0
32	5MC	2a	1407	21/22	0.93	0.10	57,62,66,69	0
1	PSU	1A	1911	20/21	0.93	0.09	61,67,69,70	0
32	5MC	2a	1400	21/22	0.94	0.14	63,69,71,72	0
32	4OC	2a	1402	22/23	0.94	0.10	57,64,69,71	0
32	5MC	2a	1404	21/22	0.94	0.10	56,62,66,68	0
1	OMC	2A	1920	21/22	0.94	0.10	63,65,69,71	0
32	MA6	2a	1518	24/25	0.94	0.12	52,63,67,69	0
32	M2G	1a	966	25/26	0.94	0.11	58,63,68,72	0
32	5MC	1a	1400	21/22	0.95	0.11	48,55,60,62	0
32	UR3	2a	1498	21/22	0.95	0.10	56,61,67,70	0
32	MA6	1a	1519	24/25	0.95	0.10	41,50,53,55	0
32	MA6	2a	1519	24/25	0.95	0.12	53,63,66,68	0
32	PSU	1a	516	20/21	0.95	0.08	51,63,66,68	0
32	UR3	1a	1498	21/22	0.96	0.09	44,50,53,55	0
1	5MC	2A	1942	21/22	0.96	0.08	47,51,55,60	0
1	2MA	2A	2503	23/24	0.96	0.09	30,35,39,41	0
1	OMC	1A	1920	21/22	0.96	0.10	50,56,62,62	0
32	G7M	1a	527	24/25	0.96	0.10	48,55,58,61	0
1	5MC	1A	1942	21/22	0.96	0.08	32,37,41,44	0
32	5MC	1a	1404	21/22	0.96	0.09	40,47,51,53	0
32	5MC	1a	1407	21/22	0.96	0.09	43,52,58,62	0
1	5MC	2A	1962	21/22	0.97	0.08	40,46,51,60	0
1	OMG	2A	2251	24/25	0.97	0.08	37,42,47,49	0
32	MA6	1a	1518	24/25	0.97	0.09	44,49,53,55	0
1	OMU	2A	2552	21/22	0.97	0.07	35,40,43,49	0
1	PSU	2A	2605	20/21	0.97	0.07	34,40,49,51	0
1	5MC	1A	1962	21/22	0.97	0.07	32,37,41,46	0

Continued on next page...

Continued from previous page...

Mol	Type	Chain	Res	Atoms	RSCC	RSR	B-factors(Å ²)	Q<0.9
1	OMU	1A	2552	21/22	0.97	0.08	27,32,35,40	0
1	5MU	2A	1939	21/22	0.97	0.07	33,38,42,48	0
32	4OC	1a	1402	22/23	0.97	0.08	46,53,54,59	0
1	MA6	2A	2058	24/25	0.98	0.08	34,39,45,48	0
1	MA6	1A	2058	24/25	0.98	0.06	17,27,34,42	0
1	OMG	1A	2251	24/25	0.98	0.06	21,27,30,31	0
1	2MA	1A	2503	23/24	0.98	0.06	20,25,29,30	0
1	5MU	1A	1939	21/22	0.98	0.07	26,30,36,38	0
1	PSU	1A	2605	20/21	0.98	0.08	26,29,34,37	0

6.3 Carbohydrates [i](#)

There are no oligosaccharides in this entry.

6.4 Ligands [i](#)

In the following table, the Atoms column lists the number of modelled atoms in the group and the number defined in the chemical component dictionary. The B-factors column lists the minimum, median, 95th percentile and maximum values of B factors of atoms in the group. The column labelled 'Q< 0.9' lists the number of atoms with occupancy less than 0.9.

Mol	Type	Chain	Res	Atoms	RSCC	RSR	B-factors(Å ²)	Q<0.9
54	MG	1A	3976	1/1	0.42	0.27	43,43,43,43	0
54	MG	2a	3187	1/1	0.46	0.23	82,82,82,82	0
54	MG	1A	3738	1/1	0.51	0.20	70,70,70,70	0
54	MG	2A	3286	1/1	0.53	0.41	90,90,90,90	0
54	MG	2A	3528	1/1	0.54	0.30	86,86,86,86	0
54	MG	2A	3503	1/1	0.54	0.23	80,80,80,80	0
54	MG	1a	3260	1/1	0.57	0.22	79,79,79,79	0
54	MG	2j	201	1/1	0.57	0.17	82,82,82,82	0
54	MG	1A	3828	1/1	0.59	0.22	72,72,72,72	0
54	MG	1a	3261	1/1	0.61	0.30	77,77,77,77	0
54	MG	2A	3473	1/1	0.62	0.27	60,60,60,60	0
54	MG	2A	3421	1/1	0.63	0.21	63,63,63,63	0
54	MG	1A	3355	1/1	0.63	0.26	62,62,62,62	0
54	MG	1A	3686	1/1	0.63	0.23	79,79,79,79	0
54	MG	1A	3749	1/1	0.64	0.24	75,75,75,75	0
54	MG	2A	3612	1/1	0.64	0.29	56,56,56,56	0
54	MG	1B	229	1/1	0.64	0.27	72,72,72,72	0
54	MG	1a	3178	1/1	0.64	0.40	76,76,76,76	0
54	MG	1A	3428	1/1	0.65	0.20	55,55,55,55	0

Continued on next page...

Continued from previous page...

Mol	Type	Chain	Res	Atoms	RSCC	RSR	B-factors(Å ²)	Q<0.9
54	MG	1a	3275	1/1	0.65	0.21	76,76,76,76	0
54	MG	2A	3570	1/1	0.65	0.24	65,65,65,65	0
54	MG	1a	3218	1/1	0.65	0.28	83,83,83,83	0
54	MG	1a	3251	1/1	0.65	0.22	79,79,79,79	0
54	MG	1A	3681	1/1	0.65	0.21	79,79,79,79	0
54	MG	2A	3517	1/1	0.66	0.20	83,83,83,83	0
54	MG	2A	3696	1/1	0.66	0.17	73,73,73,73	0
54	MG	2a	3048	1/1	0.66	0.25	80,80,80,80	0
54	MG	14	101	1/1	0.66	0.17	78,78,78,78	0
54	MG	1a	3160	1/1	0.66	0.28	71,71,71,71	0
54	MG	1A	3577	1/1	0.67	0.24	63,63,63,63	0
54	MG	2A	3425	1/1	0.67	0.16	59,59,59,59	0
54	MG	2A	3622	1/1	0.67	0.20	74,74,74,74	0
54	MG	1A	4012	1/1	0.67	0.63	73,73,73,73	0
54	MG	1a	3211	1/1	0.67	0.23	77,77,77,77	0
54	MG	1a	3052	1/1	0.67	0.28	73,73,73,73	0
54	MG	1a	3250	1/1	0.67	0.20	69,69,69,69	0
54	MG	1B	228	1/1	0.68	0.27	71,71,71,71	0
54	MG	1A	3366	1/1	0.68	0.22	72,72,72,72	0
54	MG	2G	201	1/1	0.68	0.26	80,80,80,80	0
54	MG	1a	3081	1/1	0.69	0.45	78,78,78,78	0
54	MG	1a	3142	1/1	0.69	0.22	86,86,86,86	0
54	MG	1a	3039	1/1	0.69	0.62	80,80,80,80	0
54	MG	2A	3063	1/1	0.69	0.33	76,76,76,76	0
54	MG	10	107	1/1	0.69	0.20	74,74,74,74	0
54	MG	2A	3300	1/1	0.69	0.21	64,64,64,64	0
54	MG	2A	3309	1/1	0.69	0.21	59,59,59,59	0
57	MPD	2A	3746	8/8	0.69	0.34	64,72,74,78	0
54	MG	1A	3588	1/1	0.70	0.24	74,74,74,74	0
54	MG	1A	3881	1/1	0.70	0.21	49,49,49,49	0
54	MG	1A	3966	1/1	0.70	0.24	64,64,64,64	0
54	MG	2A	3485	1/1	0.70	0.22	70,70,70,70	0
54	MG	2A	3241	1/1	0.70	0.22	78,78,78,78	0
54	MG	1a	3099	1/1	0.70	0.68	90,90,90,90	0
54	MG	1A	3711	1/1	0.70	0.16	47,47,47,47	0
54	MG	1A	3980	1/1	0.70	0.28	73,73,73,73	0
54	MG	2A	3364	1/1	0.71	0.22	76,76,76,76	0
54	MG	10	105	1/1	0.71	0.22	67,67,67,67	0
54	MG	1A	3673	1/1	0.71	0.14	74,74,74,74	0
54	MG	2a	3071	1/1	0.71	0.28	80,80,80,80	0
54	MG	2a	3175	1/1	0.71	0.23	74,74,74,74	0
54	MG	2A	3456	1/1	0.71	0.23	75,75,75,75	0

Continued on next page...

Continued from previous page...

Mol	Type	Chain	Res	Atoms	RSCC	RSR	B-factors(\AA^2)	Q<0.9
54	MG	1T	204	1/1	0.71	0.14	80,80,80,80	0
54	MG	2A	3169	1/1	0.71	0.19	65,65,65,65	0
54	MG	1a	3246	1/1	0.72	0.38	78,78,78,78	0
54	MG	2A	3142	1/1	0.72	0.25	73,73,73,73	0
54	MG	1A	3418	1/1	0.72	0.22	54,54,54,54	0
54	MG	2A	3217	1/1	0.72	0.27	75,75,75,75	0
54	MG	2A	3481	1/1	0.72	0.15	66,66,66,66	0
54	MG	1B	225	1/1	0.72	0.26	80,80,80,80	0
54	MG	2a	3100	1/1	0.72	0.26	83,83,83,83	0
54	MG	1a	3258	1/1	0.72	0.18	73,73,73,73	0
54	MG	1A	3552	1/1	0.72	0.25	64,64,64,64	0
54	MG	1A	3931	1/1	0.72	0.13	56,56,56,56	0
54	MG	1a	3109	1/1	0.72	0.24	76,76,76,76	0
54	MG	1A	3745	1/1	0.73	0.34	63,63,63,63	0
54	MG	2D	308	1/1	0.73	0.28	86,86,86,86	0
54	MG	1a	3193	1/1	0.73	0.33	86,86,86,86	0
54	MG	2I	201	1/1	0.73	0.14	70,70,70,70	0
54	MG	2a	3045	1/1	0.73	0.27	79,79,79,79	0
54	MG	2A	3436	1/1	0.73	0.21	64,64,64,64	0
54	MG	2a	3057	1/1	0.73	0.29	79,79,79,79	0
54	MG	2a	3069	1/1	0.73	0.26	80,80,80,80	0
54	MG	2A	3442	1/1	0.73	0.21	71,71,71,71	0
54	MG	1A	3350	1/1	0.73	0.12	40,40,40,40	0
54	MG	1a	3107	1/1	0.73	0.22	76,76,76,76	0
54	MG	2A	3616	1/1	0.73	0.12	78,78,78,78	0
54	MG	2a	3192	1/1	0.73	0.29	67,67,67,67	0
54	MG	2A	3371	1/1	0.73	0.24	79,79,79,79	0
54	MG	2A	3685	1/1	0.73	0.13	74,74,74,74	0
54	MG	2A	3703	1/1	0.74	0.12	57,57,57,57	0
54	MG	2A	3460	1/1	0.74	0.18	63,63,63,63	0
54	MG	1A	3996	1/1	0.74	0.20	64,64,64,64	0
54	MG	1A	3641	1/1	0.74	0.20	63,63,63,63	0
54	MG	2a	3020	1/1	0.74	0.45	79,79,79,79	0
54	MG	2a	3038	1/1	0.74	0.24	72,72,72,72	0
54	MG	1a	3244	1/1	0.74	0.23	67,67,67,67	0
54	MG	2A	3487	1/1	0.74	0.14	74,74,74,74	0
54	MG	2A	3051	1/1	0.74	0.32	71,71,71,71	0
54	MG	2A	3056	1/1	0.74	0.28	72,72,72,72	0
54	MG	1A	4014	1/1	0.74	0.24	74,74,74,74	0
54	MG	2A	3116	1/1	0.74	0.19	71,71,71,71	0
54	MG	2a	3110	1/1	0.74	0.19	74,74,74,74	0
54	MG	2A	3120	1/1	0.74	0.32	74,74,74,74	0

Continued on next page...

Continued from previous page...

Mol	Type	Chain	Res	Atoms	RSCC	RSR	B-factors(Å ²)	Q<0.9
54	MG	1A	3671	1/1	0.74	0.28	75,75,75,75	0
54	MG	1A	3447	1/1	0.74	0.22	64,64,64,64	0
54	MG	1a	3203	1/1	0.74	0.25	77,77,77,77	0
57	MPD	1T	206	8/8	0.74	0.26	59,65,71,80	0
54	MG	2A	3459	1/1	0.74	0.22	60,60,60,60	0
54	MG	1a	3073	1/1	0.75	0.30	76,76,76,76	0
54	MG	1A	3283	1/1	0.75	0.18	82,82,82,82	0
54	MG	2a	3065	1/1	0.75	0.28	78,78,78,78	0
54	MG	1B	209	1/1	0.75	0.39	74,74,74,74	0
54	MG	1a	3270	1/1	0.75	0.13	87,87,87,87	0
54	MG	2A	3706	1/1	0.75	0.17	65,65,65,65	0
54	MG	1A	3531	1/1	0.75	0.28	78,78,78,78	0
54	MG	2A	3524	1/1	0.75	0.18	66,66,66,66	0
54	MG	11	103	1/1	0.75	0.20	63,63,63,63	0
54	MG	20	101	1/1	0.75	0.25	75,75,75,75	0
54	MG	1A	3947	1/1	0.75	0.22	57,57,57,57	0
54	MG	1A	3432	1/1	0.75	0.26	75,75,75,75	0
54	MG	1R	204	1/1	0.75	0.26	53,53,53,53	0
58	ARG	1F	320	12/12	0.75	0.23	50,66,75,75	0
54	MG	1A	3777	1/1	0.76	0.25	66,66,66,66	0
54	MG	1A	3485	1/1	0.76	0.13	82,82,82,82	0
54	MG	2a	3002	1/1	0.76	0.20	74,74,74,74	0
54	MG	2A	3054	1/1	0.76	0.25	66,66,66,66	0
54	MG	2a	3037	1/1	0.76	0.12	87,87,87,87	0
54	MG	1A	3608	1/1	0.76	0.32	68,68,68,68	0
54	MG	1A	3882	1/1	0.76	0.17	54,54,54,54	0
54	MG	2A	3406	1/1	0.76	0.24	77,77,77,77	0
54	MG	2A	3093	1/1	0.76	0.27	71,71,71,71	0
54	MG	2a	3059	1/1	0.76	0.28	74,74,74,74	0
54	MG	1A	3627	1/1	0.76	0.31	63,63,63,63	0
54	MG	1A	3375	1/1	0.76	0.18	59,59,59,59	0
54	MG	1a	3010	1/1	0.76	0.30	67,67,67,67	0
54	MG	2a	3086	1/1	0.76	0.23	70,70,70,70	0
54	MG	2A	3629	1/1	0.76	0.24	72,72,72,72	0
54	MG	2A	3682	1/1	0.76	0.15	60,60,60,60	0
54	MG	2a	3114	1/1	0.76	0.16	75,75,75,75	0
54	MG	2A	3451	1/1	0.76	0.21	68,68,68,68	0
54	MG	2A	3695	1/1	0.76	0.29	63,63,63,63	0
54	MG	1a	3032	1/1	0.76	0.13	66,66,66,66	0
54	MG	2A	3214	1/1	0.76	0.23	71,71,71,71	0
54	MG	1A	3378	1/1	0.76	0.25	61,61,61,61	0
54	MG	1A	3215	1/1	0.76	0.29	72,72,72,72	0

Continued on next page...

Continued from previous page...

Mol	Type	Chain	Res	Atoms	RSCC	RSR	B-factors(\AA^2)	Q<0.9
54	MG	2A	3256	1/1	0.76	0.22	61,61,61,61	0
54	MG	2A	3493	1/1	0.77	0.25	71,71,71,71	0
54	MG	1A	3689	1/1	0.77	0.22	57,57,57,57	0
54	MG	1A	3592	1/1	0.77	0.16	44,44,44,44	0
54	MG	2A	3521	1/1	0.77	0.32	69,69,69,69	0
54	MG	1a	3058	1/1	0.77	0.19	74,74,74,74	0
54	MG	2A	3097	1/1	0.77	0.31	76,76,76,76	0
54	MG	1T	201	1/1	0.77	0.24	66,66,66,66	0
54	MG	1a	3163	1/1	0.77	0.16	72,72,72,72	0
54	MG	2a	3004	1/1	0.77	0.20	69,69,69,69	0
54	MG	2A	3323	1/1	0.77	0.25	68,68,68,68	0
54	MG	2A	3463	1/1	0.77	0.16	66,66,66,66	0
54	MG	1o	101	1/1	0.77	0.23	68,68,68,68	0
54	MG	1A	3954	1/1	0.77	0.20	69,69,69,69	0
54	MG	2A	3180	1/1	0.77	0.18	74,74,74,74	0
54	MG	1A	3564	1/1	0.77	0.17	77,77,77,77	0
54	MG	2A	3237	1/1	0.78	0.34	67,67,67,67	0
54	MG	1A	3262	1/1	0.78	0.34	75,75,75,75	0
54	MG	1A	3556	1/1	0.78	0.19	60,60,60,60	0
54	MG	2A	3260	1/1	0.78	0.24	75,75,75,75	0
54	MG	2a	3062	1/1	0.78	0.36	79,79,79,79	0
54	MG	2A	3282	1/1	0.78	0.23	72,72,72,72	0
54	MG	1A	3636	1/1	0.78	0.30	40,40,40,40	0
54	MG	1A	3759	1/1	0.78	0.18	63,63,63,63	0
54	MG	1A	3431	1/1	0.78	0.12	72,72,72,72	0
54	MG	1A	3801	1/1	0.78	0.21	77,77,77,77	0
54	MG	2a	3106	1/1	0.78	0.31	64,64,64,64	0
54	MG	1a	3091	1/1	0.78	0.32	74,74,74,74	0
54	MG	2a	3113	1/1	0.78	0.32	71,71,71,71	0
54	MG	2G	202	1/1	0.78	0.16	77,77,77,77	0
54	MG	2a	3121	1/1	0.78	0.25	80,80,80,80	0
54	MG	2a	3126	1/1	0.78	0.29	78,78,78,78	0
54	MG	1A	3652	1/1	0.78	0.11	22,22,22,22	0
54	MG	2a	3179	1/1	0.78	0.15	74,74,74,74	0
54	MG	1A	3663	1/1	0.78	0.15	48,48,48,48	0
54	MG	2a	3190	1/1	0.78	0.26	73,73,73,73	0
54	MG	1A	3725	1/1	0.78	0.14	66,66,66,66	0
54	MG	1a	3137	1/1	0.78	0.19	71,71,71,71	0
54	MG	1B	205	1/1	0.78	0.27	69,69,69,69	0
54	MG	1A	3920	1/1	0.78	0.16	61,61,61,61	0
54	MG	1a	3023	1/1	0.78	0.29	64,64,64,64	0
54	MG	2A	3508	1/1	0.79	0.17	37,37,37,37	0

Continued on next page...

Continued from previous page...

Mol	Type	Chain	Res	Atoms	RSCC	RSR	B-factors(\AA^2)	Q<0.9
54	MG	1a	3208	1/1	0.79	0.19	64,64,64,64	0
54	MG	2a	3023	1/1	0.79	0.28	75,75,75,75	0
54	MG	1A	3600	1/1	0.79	0.15	68,68,68,68	0
54	MG	1A	3371	1/1	0.79	0.18	71,71,71,71	0
54	MG	2a	3044	1/1	0.79	0.29	72,72,72,72	0
54	MG	1A	3462	1/1	0.79	0.16	57,57,57,57	0
54	MG	2A	3387	1/1	0.79	0.15	52,52,52,52	0
54	MG	2a	3052	1/1	0.79	0.21	70,70,70,70	0
54	MG	2a	3056	1/1	0.79	0.18	70,70,70,70	0
54	MG	2A	3599	1/1	0.79	0.14	47,47,47,47	0
54	MG	2A	3608	1/1	0.79	0.15	42,42,42,42	0
54	MG	2A	3108	1/1	0.79	0.20	73,73,73,73	0
54	MG	1A	3629	1/1	0.79	0.29	37,37,37,37	0
54	MG	1A	3992	1/1	0.79	0.25	63,63,63,63	0
54	MG	1A	3802	1/1	0.79	0.18	27,27,27,27	0
54	MG	2A	3630	1/1	0.79	0.24	75,75,75,75	0
54	MG	1A	3813	1/1	0.79	0.28	42,42,42,42	0
54	MG	1A	3634	1/1	0.79	0.22	56,56,56,56	0
54	MG	2A	3691	1/1	0.79	0.15	55,55,55,55	0
54	MG	2A	3194	1/1	0.79	0.22	77,77,77,77	0
54	MG	1A	3691	1/1	0.79	0.27	54,54,54,54	0
54	MG	1A	3575	1/1	0.79	0.28	44,44,44,44	0
54	MG	1a	3271	1/1	0.79	0.25	78,78,78,78	0
54	MG	2A	3710	1/1	0.79	0.15	65,65,65,65	0
54	MG	2A	3715	1/1	0.79	0.47	54,54,54,54	0
54	MG	2a	3181	1/1	0.79	0.18	68,68,68,68	0
54	MG	2B	203	1/1	0.79	0.17	81,81,81,81	0
54	MG	1A	3285	1/1	0.79	0.28	77,77,77,77	0
54	MG	1h	202	1/1	0.79	0.24	72,72,72,72	0
54	MG	1A	3146	1/1	0.79	0.15	57,57,57,57	0
54	MG	2A	3038	1/1	0.79	0.28	70,70,70,70	0
54	MG	1a	3197	1/1	0.79	0.20	70,70,70,70	0
54	MG	1A	3400	1/1	0.79	0.17	53,53,53,53	0
54	MG	2a	3047	1/1	0.80	0.41	76,76,76,76	0
54	MG	1A	3987	1/1	0.80	0.46	57,57,57,57	0
54	MG	1F	318	1/1	0.80	0.15	61,61,61,61	0
54	MG	1g	3101	1/1	0.80	0.22	78,78,78,78	0
54	MG	2A	3196	1/1	0.80	0.27	71,71,71,71	0
54	MG	2a	3058	1/1	0.80	0.26	74,74,74,74	0
54	MG	1A	3989	1/1	0.80	0.11	87,87,87,87	0
54	MG	1A	3991	1/1	0.80	0.21	69,69,69,69	0
54	MG	1A	3553	1/1	0.80	0.19	63,63,63,63	0

Continued on next page...

Continued from previous page...

Mol	Type	Chain	Res	Atoms	RSCC	RSR	B-factors(Å ²)	Q<0.9
54	MG	2A	3469	1/1	0.80	0.22	75,75,75,75	0
54	MG	2A	3471	1/1	0.80	0.19	71,71,71,71	0
54	MG	2A	3045	1/1	0.80	0.15	51,51,51,51	0
54	MG	2A	3049	1/1	0.80	0.21	72,72,72,72	0
54	MG	1A	3581	1/1	0.80	0.16	38,38,38,38	0
54	MG	1a	3223	1/1	0.80	0.23	70,70,70,70	0
54	MG	1A	3525	1/1	0.80	0.15	47,47,47,47	0
54	MG	1A	3952	1/1	0.80	0.14	50,50,50,50	0
54	MG	1A	3557	1/1	0.80	0.12	67,67,67,67	0
54	MG	18	101	1/1	0.80	0.24	71,71,71,71	0
54	MG	2A	3358	1/1	0.80	0.19	51,51,51,51	0
54	MG	2A	3098	1/1	0.80	0.21	69,69,69,69	0
54	MG	2A	3525	1/1	0.80	0.13	75,75,75,75	0
54	MG	2a	3006	1/1	0.80	0.16	62,62,62,62	0
54	MG	2a	3188	1/1	0.80	0.14	90,90,90,90	0
54	MG	1a	3003	1/1	0.80	0.24	71,71,71,71	0
54	MG	1A	3682	1/1	0.80	0.23	61,61,61,61	0
54	MG	2e	201	1/1	0.80	0.30	75,75,75,75	0
54	MG	1A	3480	1/1	0.80	0.10	29,29,29,29	0
54	MG	2p	101	1/1	0.80	0.32	64,64,64,64	0
54	MG	2A	3124	1/1	0.80	0.25	73,73,73,73	0
54	MG	1A	3496	1/1	0.80	0.13	65,65,65,65	0
54	MG	2A	3430	1/1	0.80	0.20	58,58,58,58	0
54	MG	2A	3520	1/1	0.81	0.11	59,59,59,59	0
54	MG	2a	3008	1/1	0.81	0.18	76,76,76,76	0
54	MG	1a	3053	1/1	0.81	0.28	67,67,67,67	0
54	MG	2A	3522	1/1	0.81	0.23	68,68,68,68	0
54	MG	2A	3326	1/1	0.81	0.17	56,56,56,56	0
54	MG	1a	3055	1/1	0.81	0.28	63,63,63,63	0
54	MG	2A	3526	1/1	0.81	0.18	66,66,66,66	0
54	MG	1a	3212	1/1	0.81	0.26	76,76,76,76	0
54	MG	1A	3880	1/1	0.81	0.10	57,57,57,57	0
54	MG	2A	3578	1/1	0.81	0.22	53,53,53,53	0
54	MG	2A	3373	1/1	0.81	0.10	41,41,41,41	0
54	MG	2a	3054	1/1	0.81	0.26	64,64,64,64	0
54	MG	1A	3574	1/1	0.81	0.25	61,61,61,61	0
54	MG	2A	3388	1/1	0.81	0.21	53,53,53,53	0
54	MG	1a	3229	1/1	0.81	0.40	77,77,77,77	0
54	MG	2A	3621	1/1	0.81	0.17	71,71,71,71	0
54	MG	2a	3060	1/1	0.81	0.23	78,78,78,78	0
54	MG	1A	3635	1/1	0.81	0.17	63,63,63,63	0
54	MG	1A	3914	1/1	0.81	0.15	30,30,30,30	0

Continued on next page...

Continued from previous page...

Mol	Type	Chain	Res	Atoms	RSCC	RSR	B-factors(Å ²)	Q<0.9
54	MG	1a	3247	1/1	0.81	0.19	80,80,80,80	0
54	MG	2A	3632	1/1	0.81	0.13	74,74,74,74	0
54	MG	2a	3082	1/1	0.81	0.33	65,65,65,65	0
54	MG	2a	3084	1/1	0.81	0.22	79,79,79,79	0
54	MG	2A	3671	1/1	0.81	0.18	81,81,81,81	0
54	MG	2a	3087	1/1	0.81	0.39	82,82,82,82	0
54	MG	2a	3094	1/1	0.81	0.37	73,73,73,73	0
54	MG	1a	3093	1/1	0.81	0.32	75,75,75,75	0
54	MG	1A	3426	1/1	0.81	0.15	33,33,33,33	0
54	MG	1A	3174	1/1	0.81	0.20	68,68,68,68	0
54	MG	1A	3569	1/1	0.81	0.15	70,70,70,70	0
54	MG	1A	3660	1/1	0.81	0.12	59,59,59,59	0
54	MG	2A	3702	1/1	0.81	0.29	66,66,66,66	0
54	MG	1B	202	1/1	0.81	0.22	70,70,70,70	0
54	MG	1A	3662	1/1	0.81	0.18	54,54,54,54	0
54	MG	1A	3958	1/1	0.81	0.13	79,79,79,79	0
54	MG	1A	3571	1/1	0.81	0.23	54,54,54,54	0
54	MG	2A	3737	1/1	0.81	0.32	75,75,75,75	0
54	MG	1a	3182	1/1	0.81	0.23	80,80,80,80	0
54	MG	2B	207	1/1	0.81	0.23	65,65,65,65	0
54	MG	2A	3242	1/1	0.81	0.17	73,73,73,73	0
54	MG	1A	3970	1/1	0.81	0.20	65,65,65,65	0
54	MG	2A	3036	1/1	0.81	0.25	69,69,69,69	0
54	MG	1a	3196	1/1	0.81	0.16	64,64,64,64	0
54	MG	1A	3666	1/1	0.81	0.14	66,66,66,66	0
57	MPD	1a	3279	8/8	0.81	0.14	52,63,67,73	0
54	MG	1a	3201	1/1	0.81	0.14	71,71,71,71	0
54	MG	1F	315	1/1	0.81	0.19	50,50,50,50	0
54	MG	2a	3046	1/1	0.82	0.50	77,77,77,77	0
54	MG	2A	3390	1/1	0.82	0.22	60,60,60,60	0
54	MG	2A	3392	1/1	0.82	0.16	58,58,58,58	0
54	MG	2A	3619	1/1	0.82	0.20	44,44,44,44	0
54	MG	1A	3522	1/1	0.82	0.22	57,57,57,57	0
54	MG	2A	3128	1/1	0.82	0.24	63,63,63,63	0
54	MG	1A	3298	1/1	0.82	0.17	88,88,88,88	0
54	MG	2A	3157	1/1	0.82	0.35	64,64,64,64	0
54	MG	2A	3166	1/1	0.82	0.40	59,59,59,59	0
54	MG	1A	3825	1/1	0.82	0.14	60,60,60,60	0
54	MG	1A	3594	1/1	0.82	0.12	46,46,46,46	0
54	MG	1B	227	1/1	0.82	0.13	69,69,69,69	0
54	MG	1A	3862	1/1	0.82	0.20	70,70,70,70	0
54	MG	2A	3198	1/1	0.82	0.26	66,66,66,66	0

Continued on next page...

Continued from previous page...

Mol	Type	Chain	Res	Atoms	RSCC	RSR	B-factors(\AA^2)	Q<0.9
54	MG	2a	3078	1/1	0.82	0.29	72,72,72,72	0
54	MG	2A	3462	1/1	0.82	0.16	66,66,66,66	0
54	MG	1a	3188	1/1	0.82	0.24	68,68,68,68	0
54	MG	1A	3972	1/1	0.82	0.13	63,63,63,63	0
54	MG	1a	3195	1/1	0.82	0.18	63,63,63,63	0
54	MG	1E	305	1/1	0.82	0.13	30,30,30,30	0
54	MG	1A	3876	1/1	0.82	0.10	29,29,29,29	0
54	MG	2A	3717	1/1	0.82	0.12	73,73,73,73	0
54	MG	2A	3718	1/1	0.82	0.13	74,74,74,74	0
54	MG	1A	3640	1/1	0.82	0.15	64,64,64,64	0
54	MG	2A	3044	1/1	0.82	0.37	77,77,77,77	0
54	MG	2A	3277	1/1	0.82	0.38	70,70,70,70	0
54	MG	2A	3279	1/1	0.82	0.17	79,79,79,79	0
54	MG	2a	3165	1/1	0.82	0.27	68,68,68,68	0
54	MG	2A	3506	1/1	0.82	0.22	61,61,61,61	0
54	MG	1a	3067	1/1	0.82	0.20	79,79,79,79	0
54	MG	1a	3070	1/1	0.82	0.25	61,61,61,61	0
54	MG	2a	3183	1/1	0.82	0.18	77,77,77,77	0
54	MG	1A	3680	1/1	0.82	0.29	75,75,75,75	0
54	MG	1a	3074	1/1	0.82	0.22	64,64,64,64	0
54	MG	2A	3311	1/1	0.82	0.22	62,62,62,62	0
54	MG	1A	3528	1/1	0.82	0.16	53,53,53,53	0
54	MG	1A	3460	1/1	0.82	0.12	67,67,67,67	0
54	MG	1a	3226	1/1	0.82	0.29	70,70,70,70	0
54	MG	1A	3918	1/1	0.82	0.15	73,73,73,73	0
54	MG	1A	3774	1/1	0.82	0.19	49,49,49,49	0
54	MG	1A	3579	1/1	0.82	0.20	71,71,71,71	0
54	MG	1A	3323	1/1	0.82	0.11	55,55,55,55	0
54	MG	1a	3113	1/1	0.82	0.25	74,74,74,74	0
54	MG	1A	3583	1/1	0.83	0.12	54,54,54,54	0
54	MG	2a	3025	1/1	0.83	0.36	73,73,73,73	0
54	MG	1H	201	1/1	0.83	0.25	76,76,76,76	0
54	MG	2A	3362	1/1	0.83	0.18	71,71,71,71	0
54	MG	2a	3041	1/1	0.83	0.38	72,72,72,72	0
54	MG	2a	3043	1/1	0.83	0.23	79,79,79,79	0
54	MG	2A	3544	1/1	0.83	0.11	66,66,66,66	0
54	MG	2A	3545	1/1	0.83	0.12	77,77,77,77	0
54	MG	2A	3563	1/1	0.83	0.17	45,45,45,45	0
54	MG	2A	3121	1/1	0.83	0.30	73,73,73,73	0
54	MG	1A	3584	1/1	0.83	0.17	62,62,62,62	0
54	MG	1A	3282	1/1	0.83	0.15	72,72,72,72	0
54	MG	2a	3053	1/1	0.83	0.21	68,68,68,68	0

Continued on next page...

Continued from previous page...

Mol	Type	Chain	Res	Atoms	RSCC	RSR	B-factors(\AA^2)	Q<0.9
54	MG	1A	3830	1/1	0.83	0.12	54,54,54,54	0
54	MG	1A	3850	1/1	0.83	0.15	63,63,63,63	0
54	MG	2A	3163	1/1	0.83	0.27	62,62,62,62	0
54	MG	1A	3591	1/1	0.83	0.10	62,62,62,62	0
54	MG	2A	3402	1/1	0.83	0.10	65,65,65,65	0
54	MG	1i	201	1/1	0.83	0.24	77,77,77,77	0
54	MG	2A	3171	1/1	0.83	0.17	57,57,57,57	0
54	MG	2A	3176	1/1	0.83	0.32	62,62,62,62	0
54	MG	2A	3179	1/1	0.83	0.26	67,67,67,67	0
54	MG	1l	202	1/1	0.83	0.18	73,73,73,73	0
54	MG	1a	3087	1/1	0.83	0.30	73,73,73,73	0
54	MG	1r	101	1/1	0.83	0.21	73,73,73,73	0
54	MG	2A	3035	1/1	0.83	0.31	78,78,78,78	0
54	MG	2A	3211	1/1	0.83	0.41	79,79,79,79	0
54	MG	2A	3212	1/1	0.83	0.19	61,61,61,61	0
54	MG	2a	3093	1/1	0.83	0.56	79,79,79,79	0
54	MG	1A	3766	1/1	0.83	0.10	47,47,47,47	0
54	MG	1A	3704	1/1	0.83	0.14	31,31,31,31	0
54	MG	2A	3219	1/1	0.83	0.28	67,67,67,67	0
54	MG	1B	216	1/1	0.83	0.16	62,62,62,62	0
54	MG	1B	219	1/1	0.83	0.15	47,47,47,47	0
54	MG	1A	3971	1/1	0.83	0.16	61,61,61,61	0
54	MG	1A	3568	1/1	0.83	0.23	62,62,62,62	0
54	MG	1A	3799	1/1	0.83	0.22	71,71,71,71	0
54	MG	2a	3128	1/1	0.83	0.26	65,65,65,65	0
54	MG	2B	202	1/1	0.83	0.30	81,81,81,81	0
54	MG	1a	3138	1/1	0.83	0.28	58,58,58,58	0
54	MG	2A	3502	1/1	0.83	0.12	61,61,61,61	0
54	MG	2B	208	1/1	0.83	0.34	77,77,77,77	0
54	MG	2B	213	1/1	0.83	0.13	71,71,71,71	0
54	MG	2A	3057	1/1	0.83	0.37	73,73,73,73	0
54	MG	1a	3036	1/1	0.83	0.26	62,62,62,62	0
54	MG	2A	3083	1/1	0.83	0.23	81,81,81,81	0
54	MG	2A	3509	1/1	0.83	0.11	59,59,59,59	0
54	MG	2A	3510	1/1	0.83	0.20	68,68,68,68	0
54	MG	1a	3151	1/1	0.83	0.20	66,66,66,66	0
54	MG	1A	3883	1/1	0.83	0.17	58,58,58,58	0
54	MG	1A	3419	1/1	0.83	0.18	46,46,46,46	0
54	MG	2A	3318	1/1	0.83	0.18	72,72,72,72	0
54	MG	2a	3017	1/1	0.83	0.33	64,64,64,64	0
54	MG	1A	3727	1/1	0.83	0.11	59,59,59,59	0
54	MG	2A	3249	1/1	0.84	0.27	71,71,71,71	0

Continued on next page...

Continued from previous page...

Mol	Type	Chain	Res	Atoms	RSCC	RSR	B-factors(Å ²)	Q<0.9
54	MG	1D	311	1/1	0.84	0.20	33,33,33,33	0
54	MG	1A	3450	1/1	0.84	0.18	55,55,55,55	0
54	MG	2A	3515	1/1	0.84	0.14	61,61,61,61	0
54	MG	1F	311	1/1	0.84	0.12	58,58,58,58	0
54	MG	1A	3756	1/1	0.84	0.20	70,70,70,70	0
54	MG	2a	3024	1/1	0.84	0.32	67,67,67,67	0
54	MG	1A	3458	1/1	0.84	0.15	51,51,51,51	0
54	MG	2a	3031	1/1	0.84	0.30	80,80,80,80	0
54	MG	1a	3198	1/1	0.84	0.16	67,67,67,67	0
54	MG	2A	3288	1/1	0.84	0.25	67,67,67,67	0
54	MG	2a	3039	1/1	0.84	0.26	73,73,73,73	0
54	MG	2A	3055	1/1	0.84	0.28	68,68,68,68	0
54	MG	1A	3413	1/1	0.84	0.23	70,70,70,70	0
54	MG	1A	3361	1/1	0.84	0.26	72,72,72,72	0
54	MG	2A	3538	1/1	0.84	0.11	64,64,64,64	0
54	MG	1A	3321	1/1	0.84	0.18	63,63,63,63	0
54	MG	2A	3076	1/1	0.84	0.24	70,70,70,70	0
54	MG	2A	3560	1/1	0.84	0.12	74,74,74,74	0
54	MG	1A	3779	1/1	0.84	0.18	53,53,53,53	0
54	MG	2A	3566	1/1	0.84	0.17	46,46,46,46	0
54	MG	2A	3355	1/1	0.84	0.17	55,55,55,55	0
54	MG	1A	3441	1/1	0.84	0.21	69,69,69,69	0
54	MG	2A	3587	1/1	0.84	0.12	52,52,52,52	0
54	MG	1A	4018	1/1	0.84	0.20	70,70,70,70	0
54	MG	2A	3603	1/1	0.84	0.13	62,62,62,62	0
54	MG	2A	3606	1/1	0.84	0.17	52,52,52,52	0
54	MG	1A	3657	1/1	0.84	0.26	33,33,33,33	0
54	MG	1A	3032	1/1	0.84	0.34	63,63,63,63	0
54	MG	2A	3113	1/1	0.84	0.24	60,60,60,60	0
54	MG	1a	3102	1/1	0.84	0.43	72,72,72,72	0
54	MG	1a	3239	1/1	0.84	0.20	57,57,57,57	0
54	MG	1a	3105	1/1	0.84	0.18	67,67,67,67	0
54	MG	2A	3626	1/1	0.84	0.10	80,80,80,80	0
54	MG	1A	3626	1/1	0.84	0.23	57,57,57,57	0
54	MG	2A	3394	1/1	0.84	0.15	71,71,71,71	0
54	MG	1A	3719	1/1	0.84	0.15	70,70,70,70	0
54	MG	1A	3507	1/1	0.84	0.12	27,27,27,27	0
54	MG	1a	3128	1/1	0.84	0.19	66,66,66,66	0
54	MG	1a	3130	1/1	0.84	0.13	84,84,84,84	0
54	MG	1A	3664	1/1	0.84	0.22	68,68,68,68	0
54	MG	1a	3029	1/1	0.84	0.31	65,65,65,65	0
54	MG	2A	3170	1/1	0.84	0.23	94,94,94,94	0

Continued on next page...

Continued from previous page...

Mol	Type	Chain	Res	Atoms	RSCC	RSR	B-factors(\AA^2)	Q<0.9
54	MG	2A	3443	1/1	0.84	0.18	64,64,64,64	0
54	MG	2a	3124	1/1	0.84	0.26	70,70,70,70	0
54	MG	1a	3263	1/1	0.84	0.14	63,63,63,63	0
54	MG	1A	3737	1/1	0.84	0.23	71,71,71,71	0
54	MG	2a	3130	1/1	0.84	0.17	84,84,84,84	0
54	MG	2a	3163	1/1	0.84	0.13	63,63,63,63	0
54	MG	1a	3150	1/1	0.84	0.39	80,80,80,80	0
54	MG	1A	3509	1/1	0.84	0.14	60,60,60,60	0
54	MG	1b	301	1/1	0.84	0.18	79,79,79,79	0
54	MG	2A	3195	1/1	0.84	0.33	58,58,58,58	0
54	MG	1d	304	1/1	0.84	0.09	77,77,77,77	0
54	MG	1a	3153	1/1	0.84	0.26	77,77,77,77	0
54	MG	1a	3038	1/1	0.84	0.26	66,66,66,66	0
54	MG	2A	3479	1/1	0.84	0.26	64,64,64,64	0
54	MG	1a	3162	1/1	0.84	0.17	62,62,62,62	0
54	MG	1A	3632	1/1	0.84	0.16	45,45,45,45	0
54	MG	1a	3170	1/1	0.84	0.27	73,73,73,73	0
54	MG	1a	3045	1/1	0.84	0.26	67,67,67,67	0
54	MG	2A	3501	1/1	0.84	0.14	72,72,72,72	0
54	MG	2A	3032	1/1	0.84	0.15	73,73,73,73	0
57	MPD	2A	3745	8/8	0.84	0.27	46,53,59,59	0
54	MG	1a	3046	1/1	0.84	0.35	65,65,65,65	0
57	MPD	2A	3747	8/8	0.84	0.23	60,63,68,69	0
54	MG	1a	3184	1/1	0.84	0.14	67,67,67,67	0
54	MG	2N	201	1/1	0.85	0.09	75,75,75,75	0
54	MG	1a	3017	1/1	0.85	0.14	63,63,63,63	0
54	MG	1A	3782	1/1	0.85	0.19	70,70,70,70	0
54	MG	1A	3930	1/1	0.85	0.15	52,52,52,52	0
54	MG	1B	204	1/1	0.85	0.13	57,57,57,57	0
54	MG	1n	101	1/1	0.85	0.16	61,61,61,61	0
54	MG	2a	3011	1/1	0.85	0.27	67,67,67,67	0
54	MG	1a	3035	1/1	0.85	0.28	65,65,65,65	0
54	MG	1a	3166	1/1	0.85	0.12	64,64,64,64	0
54	MG	2A	3025	1/1	0.85	0.15	54,54,54,54	0
54	MG	1A	3272	1/1	0.85	0.15	53,53,53,53	0
54	MG	1A	3511	1/1	0.85	0.15	52,52,52,52	0
54	MG	1A	3950	1/1	0.85	0.12	70,70,70,70	0
54	MG	2a	3036	1/1	0.85	0.15	72,72,72,72	0
54	MG	2A	3523	1/1	0.85	0.16	62,62,62,62	0
54	MG	2A	3280	1/1	0.85	0.27	70,70,70,70	0
54	MG	1a	3183	1/1	0.85	0.20	77,77,77,77	0
54	MG	2A	3285	1/1	0.85	0.13	56,56,56,56	0

Continued on next page...

Continued from previous page...

Mol	Type	Chain	Res	Atoms	RSCC	RSR	B-factors(\AA^2)	Q<0.9
54	MG	1A	3320	1/1	0.85	0.12	50,50,50,50	0
54	MG	2A	3529	1/1	0.85	0.13	69,69,69,69	0
54	MG	2A	3287	1/1	0.85	0.17	42,42,42,42	0
54	MG	1A	3059	1/1	0.85	0.23	47,47,47,47	0
54	MG	1a	3189	1/1	0.85	0.32	72,72,72,72	0
54	MG	1a	3191	1/1	0.85	0.21	72,72,72,72	0
54	MG	2A	3310	1/1	0.85	0.16	68,68,68,68	0
54	MG	1a	3051	1/1	0.85	0.25	61,61,61,61	0
54	MG	1A	3955	1/1	0.85	0.13	52,52,52,52	0
54	MG	2A	3574	1/1	0.85	0.14	50,50,50,50	0
54	MG	1A	3814	1/1	0.85	0.16	42,42,42,42	0
54	MG	2A	3579	1/1	0.85	0.18	42,42,42,42	0
54	MG	1A	3965	1/1	0.85	0.20	57,57,57,57	0
54	MG	2A	3351	1/1	0.85	0.17	70,70,70,70	0
54	MG	2A	3058	1/1	0.85	0.43	72,72,72,72	0
54	MG	2a	3063	1/1	0.85	0.29	75,75,75,75	0
54	MG	2A	3062	1/1	0.85	0.17	62,62,62,62	0
54	MG	1a	3057	1/1	0.85	0.14	71,71,71,71	0
54	MG	2A	3070	1/1	0.85	0.17	53,53,53,53	0
54	MG	1a	3199	1/1	0.85	0.14	73,73,73,73	0
54	MG	1A	3822	1/1	0.85	0.14	54,54,54,54	0
54	MG	1a	3059	1/1	0.85	0.25	43,43,43,43	0
54	MG	1A	3967	1/1	0.85	0.30	55,55,55,55	0
54	MG	1A	3527	1/1	0.85	0.14	35,35,35,35	0
54	MG	2A	3627	1/1	0.85	0.26	59,59,59,59	0
54	MG	1F	313	1/1	0.85	0.13	33,33,33,33	0
54	MG	1A	3677	1/1	0.85	0.12	41,41,41,41	0
54	MG	1a	3221	1/1	0.85	0.18	65,65,65,65	0
54	MG	2A	3657	1/1	0.85	0.10	78,78,78,78	0
54	MG	1A	3743	1/1	0.85	0.21	44,44,44,44	0
54	MG	1A	3679	1/1	0.85	0.12	64,64,64,64	0
54	MG	1a	3227	1/1	0.85	0.16	73,73,73,73	0
54	MG	1A	3143	1/1	0.85	0.27	62,62,62,62	0
54	MG	1a	3233	1/1	0.85	0.12	76,76,76,76	0
54	MG	1A	3754	1/1	0.85	0.18	52,52,52,52	0
54	MG	1A	3443	1/1	0.85	0.12	44,44,44,44	0
54	MG	2a	3142	1/1	0.85	0.11	70,70,70,70	0
54	MG	1V	204	1/1	0.85	0.25	64,64,64,64	0
54	MG	1W	201	1/1	0.85	0.31	56,56,56,56	0
54	MG	1A	3642	1/1	0.85	0.09	29,29,29,29	0
54	MG	10	106	1/1	0.85	0.14	59,59,59,59	0
54	MG	1A	3267	1/1	0.85	0.39	70,70,70,70	0

Continued on next page...

Continued from previous page...

Mol	Type	Chain	Res	Atoms	RSCC	RSR	B-factors(\AA^2)	Q<0.9
54	MG	1a	3126	1/1	0.85	0.29	70,70,70,70	0
54	MG	1A	3610	1/1	0.85	0.17	64,64,64,64	0
54	MG	2B	201	1/1	0.85	0.22	72,72,72,72	0
54	MG	2A	3188	1/1	0.85	0.24	74,74,74,74	0
54	MG	2a	3191	1/1	0.85	0.23	73,73,73,73	0
54	MG	2A	3191	1/1	0.85	0.36	71,71,71,71	0
54	MG	1A	3998	1/1	0.85	0.15	46,46,46,46	0
54	MG	1a	3132	1/1	0.85	0.20	80,80,80,80	0
54	MG	2B	209	1/1	0.85	0.14	65,65,65,65	0
54	MG	2B	210	1/1	0.85	0.23	74,74,74,74	0
54	MG	15	109	1/1	0.85	0.19	72,72,72,72	0
54	MG	1A	3506	1/1	0.85	0.12	35,35,35,35	0
54	MG	2A	3492	1/1	0.85	0.13	59,59,59,59	0
54	MG	1A	3376	1/1	0.85	0.25	51,51,51,51	0
54	MG	1A	4017	1/1	0.85	0.22	70,70,70,70	0
54	MG	2A	3444	1/1	0.86	0.14	58,58,58,58	0
54	MG	2A	3449	1/1	0.86	0.26	67,67,67,67	0
54	MG	1a	3217	1/1	0.86	0.31	69,69,69,69	0
54	MG	2A	3453	1/1	0.86	0.13	70,70,70,70	0
54	MG	1A	3453	1/1	0.86	0.12	39,39,39,39	0
54	MG	1A	3674	1/1	0.86	0.11	73,73,73,73	0
54	MG	1a	3076	1/1	0.86	0.33	69,69,69,69	0
54	MG	2D	310	1/1	0.86	0.10	31,31,31,31	0
54	MG	1a	3225	1/1	0.86	0.14	73,73,73,73	0
54	MG	1A	3198	1/1	0.86	0.31	58,58,58,58	0
54	MG	2A	3467	1/1	0.86	0.14	67,67,67,67	0
54	MG	2A	3164	1/1	0.86	0.20	68,68,68,68	0
54	MG	1A	3064	1/1	0.86	0.15	49,49,49,49	0
54	MG	2I	3801	1/1	0.86	0.09	74,74,74,74	0
54	MG	1G	202	1/1	0.86	0.12	55,55,55,55	0
54	MG	1A	3237	1/1	0.86	0.24	69,69,69,69	0
54	MG	1N	203	1/1	0.86	0.14	59,59,59,59	0
54	MG	1A	3467	1/1	0.86	0.16	49,49,49,49	0
54	MG	2a	3009	1/1	0.86	0.53	75,75,75,75	0
54	MG	1A	3811	1/1	0.86	0.14	67,67,67,67	0
54	MG	2A	3488	1/1	0.86	0.14	70,70,70,70	0
54	MG	2A	3490	1/1	0.86	0.16	65,65,65,65	0
54	MG	1A	3346	1/1	0.86	0.14	51,51,51,51	0
54	MG	1A	3415	1/1	0.86	0.12	70,70,70,70	0
54	MG	1a	3111	1/1	0.86	0.15	61,61,61,61	0
54	MG	1A	3974	1/1	0.86	0.19	64,64,64,64	0
54	MG	2a	3032	1/1	0.86	0.36	72,72,72,72	0

Continued on next page...

Continued from previous page...

Mol	Type	Chain	Res	Atoms	RSCC	RSR	B-factors(\AA^2)	Q<0.9
54	MG	1a	3120	1/1	0.86	0.17	54,54,54,54	0
54	MG	1A	3975	1/1	0.86	0.09	59,59,59,59	0
54	MG	1A	3347	1/1	0.86	0.17	60,60,60,60	0
54	MG	1A	3823	1/1	0.86	0.14	54,54,54,54	0
54	MG	1A	3148	1/1	0.86	0.10	78,78,78,78	0
54	MG	1a	3273	1/1	0.86	0.17	77,77,77,77	0
54	MG	1a	3134	1/1	0.86	0.21	73,73,73,73	0
54	MG	1A	3696	1/1	0.86	0.35	53,53,53,53	0
54	MG	2A	3222	1/1	0.86	0.25	63,63,63,63	0
54	MG	1A	3990	1/1	0.86	0.18	76,76,76,76	0
54	MG	1A	3425	1/1	0.86	0.21	63,63,63,63	0
54	MG	1a	3145	1/1	0.86	0.15	66,66,66,66	0
54	MG	1a	3149	1/1	0.86	0.26	66,66,66,66	0
54	MG	1a	3001	1/1	0.86	0.14	74,74,74,74	0
54	MG	2A	3257	1/1	0.86	0.24	66,66,66,66	0
54	MG	1A	3841	1/1	0.86	0.16	59,59,59,59	0
54	MG	2A	3275	1/1	0.86	0.37	67,67,67,67	0
54	MG	1a	3004	1/1	0.86	0.21	62,62,62,62	0
54	MG	1a	3156	1/1	0.86	0.17	68,68,68,68	0
54	MG	2A	3001	1/1	0.86	0.52	73,73,73,73	0
54	MG	2A	3562	1/1	0.86	0.14	40,40,40,40	0
54	MG	1A	3297	1/1	0.86	0.27	73,73,73,73	0
54	MG	2a	3068	1/1	0.86	0.23	69,69,69,69	0
54	MG	1a	3161	1/1	0.86	0.16	62,62,62,62	0
54	MG	1A	3858	1/1	0.86	0.10	59,59,59,59	0
54	MG	2a	3076	1/1	0.86	0.30	65,65,65,65	0
54	MG	1A	3063	1/1	0.86	0.14	59,59,59,59	0
54	MG	2a	3080	1/1	0.86	0.34	71,71,71,71	0
54	MG	2a	3081	1/1	0.86	0.48	66,66,66,66	0
54	MG	1A	3362	1/1	0.86	0.12	50,50,50,50	0
54	MG	1A	4015	1/1	0.86	0.17	63,63,63,63	0
54	MG	1A	3649	1/1	0.86	0.09	41,41,41,41	0
54	MG	1a	3181	1/1	0.86	0.11	79,79,79,79	0
54	MG	1A	3308	1/1	0.86	0.14	53,53,53,53	0
54	MG	1A	3656	1/1	0.86	0.13	54,54,54,54	0
54	MG	1A	3587	1/1	0.86	0.17	54,54,54,54	0
54	MG	1a	3042	1/1	0.86	0.18	59,59,59,59	0
54	MG	2A	3347	1/1	0.86	0.14	48,48,48,48	0
54	MG	2a	3112	1/1	0.86	0.14	65,65,65,65	0
54	MG	1A	3900	1/1	0.86	0.11	25,25,25,25	0
54	MG	2A	3354	1/1	0.86	0.16	45,45,45,45	0
54	MG	1A	3658	1/1	0.86	0.14	63,63,63,63	0

Continued on next page...

Continued from previous page...

Mol	Type	Chain	Res	Atoms	RSCC	RSR	B-factors(\AA^2)	Q<0.9
54	MG	1a	3047	1/1	0.86	0.28	73,73,73,73	0
54	MG	1B	215	1/1	0.86	0.20	72,72,72,72	0
54	MG	2a	3127	1/1	0.86	0.16	67,67,67,67	0
54	MG	2A	3628	1/1	0.86	0.18	61,61,61,61	0
54	MG	1A	3311	1/1	0.86	0.14	59,59,59,59	0
54	MG	2A	3071	1/1	0.86	0.23	61,61,61,61	0
54	MG	1A	3753	1/1	0.86	0.24	45,45,45,45	0
54	MG	2A	3655	1/1	0.86	0.13	56,56,56,56	0
54	MG	2A	3377	1/1	0.86	0.24	70,70,70,70	0
54	MG	1A	3589	1/1	0.86	0.10	47,47,47,47	0
54	MG	2A	3681	1/1	0.86	0.11	78,78,78,78	0
54	MG	2A	3086	1/1	0.86	0.18	68,68,68,68	0
54	MG	2A	3090	1/1	0.86	0.18	80,80,80,80	0
54	MG	2A	3092	1/1	0.86	0.18	71,71,71,71	0
54	MG	1A	3372	1/1	0.86	0.17	65,65,65,65	0
54	MG	2A	3096	1/1	0.86	0.17	68,68,68,68	0
54	MG	1A	3374	1/1	0.86	0.14	50,50,50,50	0
54	MG	2A	3411	1/1	0.86	0.15	70,70,70,70	0
54	MG	2A	3414	1/1	0.86	0.27	67,67,67,67	0
54	MG	2A	3419	1/1	0.86	0.14	45,45,45,45	0
54	MG	1A	3312	1/1	0.86	0.18	61,61,61,61	0
54	MG	2A	3105	1/1	0.86	0.24	59,59,59,59	0
54	MG	1a	3066	1/1	0.86	0.14	73,73,73,73	0
54	MG	1A	3951	1/1	0.86	0.14	71,71,71,71	0
54	MG	1A	3598	1/1	0.86	0.16	37,37,37,37	0
54	MG	1a	3215	1/1	0.86	0.17	70,70,70,70	0
54	MG	1A	3994	1/1	0.87	0.21	84,84,84,84	0
54	MG	2A	3317	1/1	0.87	0.18	52,52,52,52	0
54	MG	2A	3519	1/1	0.87	0.17	72,72,72,72	0
54	MG	1P	207	1/1	0.87	0.15	71,71,71,71	0
54	MG	2A	3320	1/1	0.87	0.17	66,66,66,66	0
54	MG	2A	3321	1/1	0.87	0.25	67,67,67,67	0
54	MG	1A	3290	1/1	0.87	0.12	47,47,47,47	0
54	MG	2A	3119	1/1	0.87	0.24	57,57,57,57	0
54	MG	2a	3018	1/1	0.87	0.10	75,75,75,75	0
54	MG	1A	3471	1/1	0.87	0.10	28,28,28,28	0
54	MG	2A	3350	1/1	0.87	0.11	41,41,41,41	0
54	MG	1a	3157	1/1	0.87	0.15	63,63,63,63	0
54	MG	1A	3831	1/1	0.87	0.16	52,52,52,52	0
54	MG	1A	3836	1/1	0.87	0.16	59,59,59,59	0
54	MG	2A	3543	1/1	0.87	0.09	55,55,55,55	0
54	MG	2A	3136	1/1	0.87	0.17	58,58,58,58	0

Continued on next page...

Continued from previous page...

Mol	Type	Chain	Res	Atoms	RSCC	RSR	B-factors(\AA^2)	Q<0.9
54	MG	1V	205	1/1	0.87	0.15	60,60,60,60	0
54	MG	2A	3150	1/1	0.87	0.19	65,65,65,65	0
54	MG	1a	3060	1/1	0.87	0.45	78,78,78,78	0
54	MG	2a	3040	1/1	0.87	0.40	72,72,72,72	0
54	MG	1a	3062	1/1	0.87	0.15	59,59,59,59	0
54	MG	2A	3565	1/1	0.87	0.13	48,48,48,48	0
54	MG	1a	3168	1/1	0.87	0.25	72,72,72,72	0
54	MG	2A	3383	1/1	0.87	0.12	40,40,40,40	0
54	MG	2A	3572	1/1	0.87	0.12	81,81,81,81	0
54	MG	1A	3700	1/1	0.87	0.13	71,71,71,71	0
54	MG	1a	3173	1/1	0.87	0.16	69,69,69,69	0
54	MG	1A	3847	1/1	0.87	0.09	58,58,58,58	0
54	MG	2A	3391	1/1	0.87	0.14	60,60,60,60	0
54	MG	1a	3068	1/1	0.87	0.32	76,76,76,76	0
54	MG	1A	3048	1/1	0.87	0.37	53,53,53,53	0
54	MG	1A	3963	1/1	0.87	0.11	47,47,47,47	0
54	MG	2A	3404	1/1	0.87	0.20	67,67,67,67	0
54	MG	1A	3637	1/1	0.87	0.14	61,61,61,61	0
54	MG	2A	3183	1/1	0.87	0.16	58,58,58,58	0
54	MG	2A	3618	1/1	0.87	0.12	86,86,86,86	0
54	MG	2A	3187	1/1	0.87	0.14	68,68,68,68	0
54	MG	2A	3416	1/1	0.87	0.14	60,60,60,60	0
54	MG	1A	3717	1/1	0.87	0.16	37,37,37,37	0
54	MG	1A	3271	1/1	0.87	0.10	61,61,61,61	0
54	MG	2a	3070	1/1	0.87	0.11	71,71,71,71	0
54	MG	1a	3082	1/1	0.87	0.24	83,83,83,83	0
54	MG	2a	3075	1/1	0.87	0.16	70,70,70,70	0
54	MG	2A	3034	1/1	0.87	0.37	62,62,62,62	0
54	MG	2A	3435	1/1	0.87	0.16	69,69,69,69	0
54	MG	1B	214	1/1	0.87	0.20	55,55,55,55	0
54	MG	1a	3090	1/1	0.87	0.17	51,51,51,51	0
54	MG	2A	3633	1/1	0.87	0.17	82,82,82,82	0
54	MG	2A	3653	1/1	0.87	0.15	90,90,90,90	0
54	MG	2A	3199	1/1	0.87	0.36	74,74,74,74	0
54	MG	18	104	1/1	0.87	0.09	61,61,61,61	0
54	MG	2a	3089	1/1	0.87	0.14	67,67,67,67	0
54	MG	2a	3092	1/1	0.87	0.18	65,65,65,65	0
54	MG	2A	3445	1/1	0.87	0.13	65,65,65,65	0
54	MG	2A	3676	1/1	0.87	0.11	61,61,61,61	0
54	MG	1A	3794	1/1	0.87	0.17	43,43,43,43	0
54	MG	2a	3101	1/1	0.87	0.14	69,69,69,69	0
54	MG	2a	3103	1/1	0.87	0.22	71,71,71,71	0

Continued on next page...

Continued from previous page...

Mol	Type	Chain	Res	Atoms	RSCC	RSR	B-factors(\AA^2)	Q<0.9
54	MG	1a	3002	1/1	0.87	0.17	66,66,66,66	0
54	MG	1a	3101	1/1	0.87	0.23	66,66,66,66	0
54	MG	2A	3689	1/1	0.87	0.10	71,71,71,71	0
54	MG	1A	3561	1/1	0.87	0.17	67,67,67,67	0
54	MG	2A	3694	1/1	0.87	0.14	68,68,68,68	0
54	MG	2a	3115	1/1	0.87	0.14	59,59,59,59	0
54	MG	2a	3116	1/1	0.87	0.16	63,63,63,63	0
54	MG	2A	3220	1/1	0.87	0.32	69,69,69,69	0
54	MG	2a	3123	1/1	0.87	0.17	68,68,68,68	0
54	MG	1A	3302	1/1	0.87	0.11	52,52,52,52	0
54	MG	1B	223	1/1	0.87	0.20	65,65,65,65	0
54	MG	1a	3011	1/1	0.87	0.21	72,72,72,72	0
54	MG	1a	3110	1/1	0.87	0.15	59,59,59,59	0
54	MG	2A	3248	1/1	0.87	0.34	72,72,72,72	0
54	MG	2a	3138	1/1	0.87	0.16	79,79,79,79	0
54	MG	1A	3643	1/1	0.87	0.15	57,57,57,57	0
54	MG	1a	3022	1/1	0.87	0.20	64,64,64,64	0
54	MG	1A	3899	1/1	0.87	0.09	13,13,13,13	0
54	MG	2A	3734	1/1	0.87	0.09	32,32,32,32	0
54	MG	1A	3061	1/1	0.87	0.15	48,48,48,48	0
54	MG	2A	3265	1/1	0.87	0.16	57,57,57,57	0
54	MG	1A	3309	1/1	0.87	0.27	62,62,62,62	0
54	MG	2a	3185	1/1	0.87	0.13	75,75,75,75	0
54	MG	1a	3129	1/1	0.87	0.11	57,57,57,57	0
54	MG	1A	3981	1/1	0.87	0.09	55,55,55,55	0
54	MG	1A	3986	1/1	0.87	0.11	54,54,54,54	0
54	MG	1A	3543	1/1	0.87	0.16	46,46,46,46	0
54	MG	1A	3630	1/1	0.87	0.17	64,64,64,64	0
54	MG	1A	3925	1/1	0.87	0.17	67,67,67,67	0
54	MG	2A	3095	1/1	0.87	0.27	60,60,60,60	0
54	MG	2A	3504	1/1	0.87	0.19	71,71,71,71	0
54	MG	2E	303	1/1	0.87	0.17	62,62,62,62	0
54	MG	1A	3551	1/1	0.87	0.10	43,43,43,43	0
54	MG	1A	3633	1/1	0.87	0.20	39,39,39,39	0
54	MG	1a	3146	1/1	0.87	0.20	75,75,75,75	0
54	MG	1A	3993	1/1	0.87	0.14	51,51,51,51	0
54	MG	2A	3512	1/1	0.87	0.19	61,61,61,61	0
54	MG	1A	3449	1/1	0.88	0.12	50,50,50,50	0
54	MG	2a	3005	1/1	0.88	0.38	74,74,74,74	0
54	MG	1A	3860	1/1	0.88	0.09	37,37,37,37	0
54	MG	2A	3094	1/1	0.88	0.11	49,49,49,49	0
54	MG	2A	3316	1/1	0.88	0.30	69,69,69,69	0

Continued on next page...

Continued from previous page...

Mol	Type	Chain	Res	Atoms	RSCC	RSR	B-factors(\AA^2)	Q<0.9
54	MG	1A	3407	1/1	0.88	0.12	61,61,61,61	0
54	MG	1A	3977	1/1	0.88	0.14	49,49,49,49	0
54	MG	1A	3865	1/1	0.88	0.10	58,58,58,58	0
54	MG	1A	3252	1/1	0.88	0.16	54,54,54,54	0
54	MG	2a	3022	1/1	0.88	0.32	71,71,71,71	0
54	MG	1A	3454	1/1	0.88	0.11	26,26,26,26	0
54	MG	1A	3183	1/1	0.88	0.12	52,52,52,52	0
54	MG	2A	3340	1/1	0.88	0.14	61,61,61,61	0
54	MG	1A	3687	1/1	0.88	0.11	49,49,49,49	0
54	MG	1A	3781	1/1	0.88	0.13	26,26,26,26	0
54	MG	2a	3033	1/1	0.88	0.39	73,73,73,73	0
54	MG	1a	3056	1/1	0.88	0.17	59,59,59,59	0
54	MG	2A	3555	1/1	0.88	0.11	64,64,64,64	0
54	MG	2A	3557	1/1	0.88	0.10	74,74,74,74	0
54	MG	2A	3353	1/1	0.88	0.16	70,70,70,70	0
54	MG	1Q	203	1/1	0.88	0.18	56,56,56,56	0
54	MG	1a	3154	1/1	0.88	0.12	51,51,51,51	0
54	MG	1A	3890	1/1	0.88	0.13	57,57,57,57	0
54	MG	1A	3368	1/1	0.88	0.16	54,54,54,54	0
54	MG	2A	3129	1/1	0.88	0.23	69,69,69,69	0
54	MG	2A	3134	1/1	0.88	0.24	69,69,69,69	0
54	MG	1a	3264	1/1	0.88	0.22	65,65,65,65	0
54	MG	2A	3576	1/1	0.88	0.11	64,64,64,64	0
54	MG	2A	3375	1/1	0.88	0.12	62,62,62,62	0
54	MG	1a	3158	1/1	0.88	0.20	64,64,64,64	0
54	MG	2A	3585	1/1	0.88	0.17	51,51,51,51	0
54	MG	2A	3378	1/1	0.88	0.10	75,75,75,75	0
54	MG	1A	3787	1/1	0.88	0.24	57,57,57,57	0
54	MG	2A	3384	1/1	0.88	0.13	50,50,50,50	0
54	MG	2A	3153	1/1	0.88	0.31	62,62,62,62	0
54	MG	1a	3272	1/1	0.88	0.20	69,69,69,69	0
54	MG	1A	3189	1/1	0.88	0.12	60,60,60,60	0
54	MG	1a	3065	1/1	0.88	0.22	77,77,77,77	0
54	MG	1A	3644	1/1	0.88	0.28	56,56,56,56	0
54	MG	1V	207	1/1	0.88	0.12	78,78,78,78	0
54	MG	2A	3620	1/1	0.88	0.18	47,47,47,47	0
54	MG	1A	3197	1/1	0.88	0.11	50,50,50,50	0
54	MG	1A	4011	1/1	0.88	0.15	64,64,64,64	0
54	MG	2a	3074	1/1	0.88	0.32	71,71,71,71	0
54	MG	1a	3171	1/1	0.88	0.13	76,76,76,76	0
54	MG	2A	3177	1/1	0.88	0.16	54,54,54,54	0
54	MG	1A	3469	1/1	0.88	0.10	25,25,25,25	0

Continued on next page...

Continued from previous page...

Mol	Type	Chain	Res	Atoms	RSCC	RSR	B-factors(\AA^2)	Q<0.9
54	MG	1a	3175	1/1	0.88	0.26	67,67,67,67	0
54	MG	1A	3707	1/1	0.88	0.18	46,46,46,46	0
54	MG	2A	3185	1/1	0.88	0.35	68,68,68,68	0
54	MG	1A	3106	1/1	0.88	0.14	69,69,69,69	0
54	MG	2A	3427	1/1	0.88	0.25	70,70,70,70	0
54	MG	1y	202	1/1	0.88	0.14	69,69,69,69	0
54	MG	1A	3560	1/1	0.88	0.18	61,61,61,61	0
54	MG	2A	3010	1/1	0.88	0.19	65,65,65,65	0
54	MG	2A	3016	1/1	0.88	0.36	71,71,71,71	0
54	MG	2A	3023	1/1	0.88	0.27	68,68,68,68	0
54	MG	2a	3099	1/1	0.88	0.14	49,49,49,49	0
54	MG	2A	3024	1/1	0.88	0.14	69,69,69,69	0
54	MG	1A	3817	1/1	0.88	0.11	74,74,74,74	0
54	MG	2a	3102	1/1	0.88	0.26	71,71,71,71	0
54	MG	2A	3029	1/1	0.88	0.17	58,58,58,58	0
54	MG	17	106	1/1	0.88	0.19	63,63,63,63	0
54	MG	2A	3213	1/1	0.88	0.20	61,61,61,61	0
54	MG	1a	3185	1/1	0.88	0.23	71,71,71,71	0
54	MG	2A	3457	1/1	0.88	0.23	67,67,67,67	0
54	MG	1A	3164	1/1	0.88	0.14	46,46,46,46	0
54	MG	1A	3429	1/1	0.88	0.19	62,62,62,62	0
54	MG	2A	3704	1/1	0.88	0.15	67,67,67,67	0
54	MG	1a	3190	1/1	0.88	0.18	64,64,64,64	0
54	MG	2A	3708	1/1	0.88	0.13	59,59,59,59	0
54	MG	1A	3624	1/1	0.88	0.16	67,67,67,67	0
54	MG	2a	3125	1/1	0.88	0.23	72,72,72,72	0
54	MG	2A	3226	1/1	0.88	0.20	69,69,69,69	0
54	MG	1a	3098	1/1	0.88	0.40	62,62,62,62	0
54	MG	2A	3239	1/1	0.88	0.17	61,61,61,61	0
54	MG	2a	3129	1/1	0.88	0.11	60,60,60,60	0
54	MG	2A	3732	1/1	0.88	0.10	67,67,67,67	0
54	MG	1A	3827	1/1	0.88	0.11	52,52,52,52	0
54	MG	2A	3050	1/1	0.88	0.12	58,58,58,58	0
54	MG	1B	213	1/1	0.88	0.13	63,63,63,63	0
54	MG	1A	3956	1/1	0.88	0.15	59,59,59,59	0
54	MG	2a	3166	1/1	0.88	0.14	74,74,74,74	0
54	MG	1A	3354	1/1	0.88	0.10	49,49,49,49	0
54	MG	1A	3499	1/1	0.88	0.09	49,49,49,49	0
54	MG	1B	217	1/1	0.88	0.12	53,53,53,53	0
54	MG	1A	3135	1/1	0.88	0.11	54,54,54,54	0
54	MG	1A	3381	1/1	0.88	0.10	29,29,29,29	0
54	MG	2B	211	1/1	0.88	0.12	84,84,84,84	0

Continued on next page...

Continued from previous page...

Mol	Type	Chain	Res	Atoms	RSCC	RSR	B-factors(\AA^2)	Q<0.9
54	MG	1a	3028	1/1	0.88	0.26	73,73,73,73	0
54	MG	2B	215	1/1	0.88	0.11	77,77,77,77	0
54	MG	2A	3278	1/1	0.88	0.38	69,69,69,69	0
54	MG	2A	3065	1/1	0.88	0.29	52,52,52,52	0
54	MG	1a	3116	1/1	0.88	0.35	72,72,72,72	0
54	MG	1A	3442	1/1	0.88	0.16	59,59,59,59	0
54	MG	1a	3124	1/1	0.88	0.10	56,56,56,56	0
57	MPD	1A	4022	8/8	0.88	0.23	50,57,61,65	0
54	MG	2A	3082	1/1	0.88	0.13	55,55,55,55	0
54	MG	1A	3399	1/1	0.88	0.26	62,62,62,62	0
54	MG	2T	204	1/1	0.88	0.22	61,61,61,61	0
54	MG	1A	3251	1/1	0.88	0.30	70,70,70,70	0
54	MG	1A	3853	1/1	0.88	0.09	52,52,52,52	0
54	MG	2A	3308	1/1	0.88	0.18	64,64,64,64	0
54	MG	1a	3167	1/1	0.89	0.10	63,63,63,63	0
54	MG	1a	3080	1/1	0.89	0.23	67,67,67,67	0
54	MG	1a	3278	1/1	0.89	0.18	74,74,74,74	0
54	MG	1A	3654	1/1	0.89	0.13	30,30,30,30	0
54	MG	2A	3352	1/1	0.89	0.12	42,42,42,42	0
54	MG	2A	3531	1/1	0.89	0.10	61,61,61,61	0
54	MG	2A	3533	1/1	0.89	0.10	33,33,33,33	0
54	MG	1A	3868	1/1	0.89	0.18	33,33,33,33	0
54	MG	2A	3145	1/1	0.89	0.11	44,44,44,44	0
54	MG	1a	3086	1/1	0.89	0.36	71,71,71,71	0
54	MG	1A	3701	1/1	0.89	0.12	54,54,54,54	0
54	MG	1a	3088	1/1	0.89	0.21	75,75,75,75	0
54	MG	2A	3162	1/1	0.89	0.12	64,64,64,64	0
54	MG	1A	3973	1/1	0.89	0.24	65,65,65,65	0
54	MG	1B	224	1/1	0.89	0.12	48,48,48,48	0
54	MG	1A	3184	1/1	0.89	0.19	71,71,71,71	0
54	MG	2a	3028	1/1	0.89	0.16	66,66,66,66	0
54	MG	1A	3456	1/1	0.89	0.14	70,70,70,70	0
54	MG	1A	3620	1/1	0.89	0.11	58,58,58,58	0
54	MG	2A	3379	1/1	0.89	0.14	64,64,64,64	0
54	MG	1y	203	1/1	0.89	0.15	83,83,83,83	0
54	MG	1A	3382	1/1	0.89	0.06	32,32,32,32	0
54	MG	2A	3002	1/1	0.89	0.15	52,52,52,52	0
54	MG	1A	3459	1/1	0.89	0.09	52,52,52,52	0
54	MG	2A	3012	1/1	0.89	0.15	64,64,64,64	0
54	MG	2A	3582	1/1	0.89	0.11	88,88,88,88	0
54	MG	1A	3325	1/1	0.89	0.15	32,32,32,32	0
54	MG	1A	3983	1/1	0.89	0.24	52,52,52,52	0

Continued on next page...

Continued from previous page...

Mol	Type	Chain	Res	Atoms	RSCC	RSR	B-factors(\AA^2)	Q<0.9
54	MG	2A	3597	1/1	0.89	0.11	73,73,73,73	0
54	MG	2A	3186	1/1	0.89	0.23	72,72,72,72	0
54	MG	2A	3400	1/1	0.89	0.13	67,67,67,67	0
54	MG	1A	3326	1/1	0.89	0.17	50,50,50,50	0
54	MG	1A	3906	1/1	0.89	0.14	52,52,52,52	0
54	MG	1A	3907	1/1	0.89	0.13	32,32,32,32	0
54	MG	2A	3410	1/1	0.89	0.15	56,56,56,56	0
54	MG	1A	3530	1/1	0.89	0.11	64,64,64,64	0
54	MG	2A	3033	1/1	0.89	0.31	62,62,62,62	0
54	MG	1a	3115	1/1	0.89	0.15	61,61,61,61	0
54	MG	1G	203	1/1	0.89	0.13	66,66,66,66	0
54	MG	1a	3200	1/1	0.89	0.13	67,67,67,67	0
54	MG	2A	3624	1/1	0.89	0.10	64,64,64,64	0
54	MG	2A	3424	1/1	0.89	0.11	61,61,61,61	0
54	MG	2A	3037	1/1	0.89	0.19	58,58,58,58	0
54	MG	1a	3041	1/1	0.89	0.18	73,73,73,73	0
54	MG	1A	3403	1/1	0.89	0.08	28,28,28,28	0
54	MG	1A	3286	1/1	0.89	0.10	64,64,64,64	0
54	MG	2A	3631	1/1	0.89	0.41	58,58,58,58	0
54	MG	2A	3216	1/1	0.89	0.19	65,65,65,65	0
54	MG	2A	3047	1/1	0.89	0.20	67,67,67,67	0
54	MG	2A	3651	1/1	0.89	0.11	49,49,49,49	0
54	MG	2A	3218	1/1	0.89	0.38	69,69,69,69	0
54	MG	1a	3209	1/1	0.89	0.20	73,73,73,73	0
54	MG	1a	3127	1/1	0.89	0.14	74,74,74,74	0
54	MG	2A	3662	1/1	0.89	0.11	83,83,83,83	0
54	MG	2A	3665	1/1	0.89	0.11	41,41,41,41	0
54	MG	2A	3446	1/1	0.89	0.22	66,66,66,66	0
54	MG	1A	3084	1/1	0.89	0.15	54,54,54,54	0
54	MG	1A	3928	1/1	0.89	0.12	63,63,63,63	0
54	MG	2A	3235	1/1	0.89	0.19	65,65,65,65	0
54	MG	2A	3684	1/1	0.89	0.10	73,73,73,73	0
54	MG	1a	3048	1/1	0.89	0.31	65,65,65,65	0
54	MG	2a	3098	1/1	0.89	0.20	74,74,74,74	0
54	MG	1A	3008	1/1	0.89	0.11	44,44,44,44	0
54	MG	2A	3690	1/1	0.89	0.11	82,82,82,82	0
54	MG	1A	3444	1/1	0.89	0.10	52,52,52,52	0
54	MG	1a	3136	1/1	0.89	0.20	68,68,68,68	0
54	MG	1T	203	1/1	0.89	0.18	66,66,66,66	0
54	MG	2a	3105	1/1	0.89	0.08	65,65,65,65	0
54	MG	1A	3935	1/1	0.89	0.08	36,36,36,36	0
54	MG	2A	3464	1/1	0.89	0.12	58,58,58,58	0

Continued on next page...

Continued from previous page...

Mol	Type	Chain	Res	Atoms	RSCC	RSR	B-factors(\AA^2)	Q<0.9
54	MG	1A	3554	1/1	0.89	0.14	54,54,54,54	0
54	MG	1A	3590	1/1	0.89	0.12	41,41,41,41	0
54	MG	1A	3492	1/1	0.89	0.08	63,63,63,63	0
54	MG	1a	3236	1/1	0.89	0.11	75,75,75,75	0
54	MG	1a	3237	1/1	0.89	0.21	79,79,79,79	0
54	MG	2a	3117	1/1	0.89	0.11	66,66,66,66	0
54	MG	2A	3714	1/1	0.89	0.20	61,61,61,61	0
54	MG	1a	3148	1/1	0.89	0.11	58,58,58,58	0
54	MG	2A	3483	1/1	0.89	0.10	66,66,66,66	0
54	MG	1A	3839	1/1	0.89	0.10	53,53,53,53	0
54	MG	2A	3725	1/1	0.89	0.18	71,71,71,71	0
54	MG	1Z	301	1/1	0.89	0.15	62,62,62,62	0
54	MG	2A	3733	1/1	0.89	0.17	61,61,61,61	0
54	MG	1A	3763	1/1	0.89	0.09	44,44,44,44	0
54	MG	1a	3249	1/1	0.89	0.12	68,68,68,68	0
54	MG	2a	3131	1/1	0.89	0.10	64,64,64,64	0
54	MG	2A	3738	1/1	0.89	0.16	63,63,63,63	0
54	MG	2A	3739	1/1	0.89	0.15	67,67,67,67	0
54	MG	2A	3740	1/1	0.89	0.21	58,58,58,58	0
54	MG	1A	3314	1/1	0.89	0.12	63,63,63,63	0
54	MG	1A	3160	1/1	0.89	0.21	63,63,63,63	0
54	MG	2a	3169	1/1	0.89	0.15	69,69,69,69	0
54	MG	2a	3172	1/1	0.89	0.14	84,84,84,84	0
54	MG	1a	3252	1/1	0.89	0.09	72,72,72,72	0
54	MG	1a	3256	1/1	0.89	0.08	70,70,70,70	0
54	MG	2A	3299	1/1	0.89	0.19	52,52,52,52	0
54	MG	1A	3595	1/1	0.89	0.10	38,38,38,38	0
54	MG	2A	3304	1/1	0.89	0.10	41,41,41,41	0
54	MG	2a	3186	1/1	0.89	0.22	71,71,71,71	0
54	MG	2A	3099	1/1	0.89	0.20	66,66,66,66	0
54	MG	2B	212	1/1	0.89	0.10	68,68,68,68	0
54	MG	1A	3857	1/1	0.89	0.19	46,46,46,46	0
54	MG	15	106	1/1	0.89	0.14	28,28,28,28	0
54	MG	2A	3112	1/1	0.89	0.15	53,53,53,53	0
54	MG	1a	3072	1/1	0.89	0.15	60,60,60,60	0
54	MG	1A	3424	1/1	0.89	0.16	43,43,43,43	0
54	MG	2E	304	1/1	0.89	0.12	37,37,37,37	0
54	MG	2E	306	1/1	0.89	0.23	66,66,66,66	0
54	MG	2A	3118	1/1	0.89	0.34	63,63,63,63	0
54	MG	1a	3267	1/1	0.89	0.12	65,65,65,65	0
54	MG	1A	3780	1/1	0.89	0.15	56,56,56,56	0
54	MG	1A	3200	1/1	0.89	0.24	52,52,52,52	0

Continued on next page...

Continued from previous page...

Mol	Type	Chain	Res	Atoms	RSCC	RSR	B-factors(Å ²)	Q<0.9
54	MG	2T	202	1/1	0.89	0.18	71,71,71,71	0
54	MG	1a	3079	1/1	0.89	0.12	52,52,52,52	0
59	ZN	24	501	1/1	0.89	0.23	136,136,136,136	0
54	MG	1A	3697	1/1	0.90	0.17	60,60,60,60	0
54	MG	2A	3272	1/1	0.90	0.15	62,62,62,62	0
54	MG	1A	3370	1/1	0.90	0.09	36,36,36,36	0
54	MG	2A	3061	1/1	0.90	0.27	60,60,60,60	0
54	MG	1A	3188	1/1	0.90	0.17	64,64,64,64	0
54	MG	1A	3978	1/1	0.90	0.10	69,69,69,69	0
54	MG	1A	3558	1/1	0.90	0.10	55,55,55,55	0
54	MG	2A	3514	1/1	0.90	0.20	59,59,59,59	0
54	MG	2A	3068	1/1	0.90	0.11	50,50,50,50	0
54	MG	1A	3316	1/1	0.90	0.12	50,50,50,50	0
54	MG	1A	3708	1/1	0.90	0.11	63,63,63,63	0
54	MG	1A	3848	1/1	0.90	0.14	42,42,42,42	0
54	MG	1a	3104	1/1	0.90	0.24	63,63,63,63	0
54	MG	2A	3297	1/1	0.90	0.11	62,62,62,62	0
54	MG	1A	3474	1/1	0.90	0.09	27,27,27,27	0
54	MG	2a	3010	1/1	0.90	0.18	65,65,65,65	0
54	MG	1A	3475	1/1	0.90	0.15	35,35,35,35	0
54	MG	15	107	1/1	0.90	0.10	37,37,37,37	0
54	MG	1A	3854	1/1	0.90	0.09	49,49,49,49	0
54	MG	1A	3477	1/1	0.90	0.10	37,37,37,37	0
54	MG	1a	3231	1/1	0.90	0.29	73,73,73,73	0
54	MG	1A	3478	1/1	0.90	0.11	32,32,32,32	0
54	MG	1A	3002	1/1	0.90	0.17	45,45,45,45	0
54	MG	1A	3728	1/1	0.90	0.18	54,54,54,54	0
54	MG	2a	3027	1/1	0.90	0.14	61,61,61,61	0
54	MG	1a	3118	1/1	0.90	0.16	58,58,58,58	0
54	MG	1a	3241	1/1	0.90	0.21	72,72,72,72	0
54	MG	2A	3100	1/1	0.90	0.11	67,67,67,67	0
54	MG	2A	3550	1/1	0.90	0.12	59,59,59,59	0
54	MG	1A	3735	1/1	0.90	0.24	54,54,54,54	0
54	MG	2A	3106	1/1	0.90	0.33	61,61,61,61	0
54	MG	2A	3330	1/1	0.90	0.12	49,49,49,49	0
54	MG	2A	3107	1/1	0.90	0.24	61,61,61,61	0
54	MG	1a	3245	1/1	0.90	0.12	72,72,72,72	0
54	MG	2A	3348	1/1	0.90	0.18	73,73,73,73	0
54	MG	2a	3042	1/1	0.90	0.17	72,72,72,72	0
54	MG	1a	3123	1/1	0.90	0.14	72,72,72,72	0
54	MG	1A	3430	1/1	0.90	0.16	54,54,54,54	0
54	MG	2A	3114	1/1	0.90	0.18	61,61,61,61	0

Continued on next page...

Continued from previous page...

Mol	Type	Chain	Res	Atoms	RSCC	RSR	B-factors(Å ²)	Q<0.9
54	MG	1A	4003	1/1	0.90	0.20	51,51,51,51	0
54	MG	2A	3117	1/1	0.90	0.34	69,69,69,69	0
54	MG	1A	3191	1/1	0.90	0.10	67,67,67,67	0
54	MG	1A	3739	1/1	0.90	0.16	55,55,55,55	0
54	MG	1a	3015	1/1	0.90	0.14	72,72,72,72	0
54	MG	1a	3016	1/1	0.90	0.13	63,63,63,63	0
54	MG	2A	3369	1/1	0.90	0.26	61,61,61,61	0
54	MG	1A	3012	1/1	0.90	0.13	39,39,39,39	0
54	MG	1A	3744	1/1	0.90	0.12	54,54,54,54	0
54	MG	1A	3497	1/1	0.90	0.09	46,46,46,46	0
54	MG	1a	3025	1/1	0.90	0.12	64,64,64,64	0
54	MG	2A	3135	1/1	0.90	0.19	57,57,57,57	0
54	MG	1A	3079	1/1	0.90	0.11	49,49,49,49	0
54	MG	1a	3265	1/1	0.90	0.17	65,65,65,65	0
54	MG	1A	3897	1/1	0.90	0.13	55,55,55,55	0
54	MG	2A	3386	1/1	0.90	0.13	52,52,52,52	0
54	MG	1A	3502	1/1	0.90	0.11	53,53,53,53	0
54	MG	1A	3026	1/1	0.90	0.15	64,64,64,64	0
54	MG	2a	3072	1/1	0.90	0.43	71,71,71,71	0
54	MG	1A	3333	1/1	0.90	0.16	58,58,58,58	0
54	MG	2A	3623	1/1	0.90	0.10	63,63,63,63	0
54	MG	2A	3161	1/1	0.90	0.12	57,57,57,57	0
54	MG	2a	3077	1/1	0.90	0.13	71,71,71,71	0
54	MG	1A	3152	1/1	0.90	0.10	49,49,49,49	0
54	MG	1A	3216	1/1	0.90	0.09	57,57,57,57	0
54	MG	2A	3399	1/1	0.90	0.21	69,69,69,69	0
54	MG	1A	3402	1/1	0.90	0.22	69,69,69,69	0
54	MG	1A	3770	1/1	0.90	0.12	31,31,31,31	0
54	MG	1A	3922	1/1	0.90	0.12	57,57,57,57	0
54	MG	1e	203	1/1	0.90	0.19	64,64,64,64	0
54	MG	1g	3100	1/1	0.90	0.36	74,74,74,74	0
54	MG	2A	3635	1/1	0.90	0.10	69,69,69,69	0
54	MG	1A	3771	1/1	0.90	0.14	47,47,47,47	0
54	MG	1B	220	1/1	0.90	0.14	57,57,57,57	0
54	MG	1A	3227	1/1	0.90	0.14	62,62,62,62	0
54	MG	2A	3418	1/1	0.90	0.15	83,83,83,83	0
54	MG	1A	3451	1/1	0.90	0.10	52,52,52,52	0
54	MG	2A	3664	1/1	0.90	0.15	40,40,40,40	0
54	MG	2A	3420	1/1	0.90	0.18	65,65,65,65	0
54	MG	1A	3665	1/1	0.90	0.21	38,38,38,38	0
54	MG	1A	3093	1/1	0.90	0.16	57,57,57,57	0
54	MG	1A	3937	1/1	0.90	0.10	40,40,40,40	0

Continued on next page...

Continued from previous page...

Mol	Type	Chain	Res	Atoms	RSCC	RSR	B-factors(\AA^2)	Q<0.9
54	MG	1A	3668	1/1	0.90	0.10	53,53,53,53	0
54	MG	1A	3948	1/1	0.90	0.14	41,41,41,41	0
54	MG	1A	3670	1/1	0.90	0.24	73,73,73,73	0
54	MG	1E	308	1/1	0.90	0.11	58,58,58,58	0
54	MG	2A	3438	1/1	0.90	0.09	50,50,50,50	0
54	MG	2A	3005	1/1	0.90	0.14	59,59,59,59	0
54	MG	1A	3529	1/1	0.90	0.10	51,51,51,51	0
54	MG	2a	3120	1/1	0.90	0.08	75,75,75,75	0
54	MG	1A	3305	1/1	0.90	0.21	51,51,51,51	0
54	MG	1A	3030	1/1	0.90	0.08	31,31,31,31	0
54	MG	2A	3701	1/1	0.90	0.16	46,46,46,46	0
54	MG	2A	3200	1/1	0.90	0.33	64,64,64,64	0
54	MG	2A	3448	1/1	0.90	0.10	50,50,50,50	0
54	MG	2A	3201	1/1	0.90	0.21	71,71,71,71	0
54	MG	2A	3207	1/1	0.90	0.15	58,58,58,58	0
54	MG	2A	3208	1/1	0.90	0.26	48,48,48,48	0
54	MG	1A	3417	1/1	0.90	0.17	39,39,39,39	0
54	MG	1a	3179	1/1	0.90	0.10	65,65,65,65	0
54	MG	2a	3135	1/1	0.90	0.08	76,76,76,76	0
54	MG	2A	3458	1/1	0.90	0.10	59,59,59,59	0
54	MG	1G	201	1/1	0.90	0.10	73,73,73,73	0
54	MG	2a	3149	1/1	0.90	0.15	77,77,77,77	0
54	MG	2a	3159	1/1	0.90	0.10	76,76,76,76	0
54	MG	1A	3546	1/1	0.90	0.17	29,29,29,29	0
54	MG	2A	3720	1/1	0.90	0.17	68,68,68,68	0
54	MG	1A	3804	1/1	0.90	0.11	36,36,36,36	0
54	MG	1a	3071	1/1	0.90	0.32	72,72,72,72	0
54	MG	1A	3615	1/1	0.90	0.14	31,31,31,31	0
54	MG	1A	3616	1/1	0.90	0.14	58,58,58,58	0
54	MG	1P	204	1/1	0.90	0.13	41,41,41,41	0
54	MG	1A	3548	1/1	0.90	0.13	63,63,63,63	0
54	MG	2A	3472	1/1	0.90	0.12	61,61,61,61	0
54	MG	2A	3225	1/1	0.90	0.12	58,58,58,58	0
54	MG	1a	3077	1/1	0.90	0.21	68,68,68,68	0
54	MG	1a	3078	1/1	0.90	0.21	60,60,60,60	0
54	MG	2A	3482	1/1	0.90	0.10	68,68,68,68	0
54	MG	2B	205	1/1	0.90	0.13	73,73,73,73	0
54	MG	1a	3194	1/1	0.90	0.17	73,73,73,73	0
54	MG	1A	3684	1/1	0.90	0.08	53,53,53,53	0
54	MG	2A	3486	1/1	0.90	0.13	57,57,57,57	0
54	MG	2A	3048	1/1	0.90	0.10	63,63,63,63	0
54	MG	1A	3622	1/1	0.90	0.10	41,41,41,41	0

Continued on next page...

Continued from previous page...

Mol	Type	Chain	Res	Atoms	RSCC	RSR	B-factors(\AA^2)	Q<0.9
54	MG	1A	3123	1/1	0.90	0.20	53,53,53,53	0
54	MG	1A	3124	1/1	0.90	0.22	55,55,55,55	0
54	MG	1a	3083	1/1	0.90	0.14	61,61,61,61	0
54	MG	2D	303	1/1	0.90	0.32	48,48,48,48	0
54	MG	2A	3494	1/1	0.90	0.12	50,50,50,50	0
54	MG	2A	3498	1/1	0.90	0.14	71,71,71,71	0
54	MG	1A	3128	1/1	0.90	0.11	40,40,40,40	0
54	MG	1A	3466	1/1	0.90	0.15	59,59,59,59	0
54	MG	1A	3401	1/1	0.91	0.09	31,31,31,31	0
54	MG	2D	309	1/1	0.91	0.14	43,43,43,43	0
54	MG	1A	3088	1/1	0.91	0.10	49,49,49,49	0
54	MG	1A	3034	1/1	0.91	0.10	32,32,32,32	0
54	MG	1a	3009	1/1	0.91	0.34	59,59,59,59	0
54	MG	2A	3505	1/1	0.91	0.12	59,59,59,59	0
54	MG	2A	3080	1/1	0.91	0.09	53,53,53,53	0
54	MG	2A	3081	1/1	0.91	0.16	64,64,64,64	0
54	MG	1A	3915	1/1	0.91	0.10	45,45,45,45	0
54	MG	1a	3232	1/1	0.91	0.11	70,70,70,70	0
54	MG	2P	201	1/1	0.91	0.11	64,64,64,64	0
54	MG	2P	203	1/1	0.91	0.27	74,74,74,74	0
54	MG	2Q	202	1/1	0.91	0.10	71,71,71,71	0
54	MG	2R	201	1/1	0.91	0.11	50,50,50,50	0
54	MG	1B	201	1/1	0.91	0.19	56,56,56,56	0
54	MG	2T	203	1/1	0.91	0.13	64,64,64,64	0
54	MG	1a	3235	1/1	0.91	0.20	66,66,66,66	0
54	MG	2W	204	1/1	0.91	0.12	70,70,70,70	0
54	MG	1A	3599	1/1	0.91	0.23	31,31,31,31	0
54	MG	1A	3301	1/1	0.91	0.16	36,36,36,36	0
54	MG	28	102	1/1	0.91	0.26	67,67,67,67	0
54	MG	1A	3411	1/1	0.91	0.14	26,26,26,26	0
54	MG	1a	3020	1/1	0.91	0.24	62,62,62,62	0
54	MG	1A	3534	1/1	0.91	0.15	60,60,60,60	0
54	MG	1A	3788	1/1	0.91	0.17	63,63,63,63	0
54	MG	1A	3789	1/1	0.91	0.08	71,71,71,71	0
54	MG	1a	3027	1/1	0.91	0.34	68,68,68,68	0
54	MG	1A	3793	1/1	0.91	0.09	52,52,52,52	0
54	MG	1A	3933	1/1	0.91	0.15	69,69,69,69	0
54	MG	2a	3013	1/1	0.91	0.29	69,69,69,69	0
54	MG	2a	3014	1/1	0.91	0.28	64,64,64,64	0
54	MG	1A	3540	1/1	0.91	0.21	53,53,53,53	0
54	MG	1A	3241	1/1	0.91	0.20	53,53,53,53	0
54	MG	1A	3544	1/1	0.91	0.10	59,59,59,59	0

Continued on next page...

Continued from previous page...

Mol	Type	Chain	Res	Atoms	RSCC	RSR	B-factors(Å ²)	Q<0.9
54	MG	2a	3021	1/1	0.91	0.09	53,53,53,53	0
54	MG	1A	3360	1/1	0.91	0.09	17,17,17,17	0
54	MG	2A	3536	1/1	0.91	0.16	37,37,37,37	0
54	MG	1a	3259	1/1	0.91	0.12	55,55,55,55	0
54	MG	1A	3623	1/1	0.91	0.09	26,26,26,26	0
54	MG	2a	3026	1/1	0.91	0.18	69,69,69,69	0
54	MG	2A	3342	1/1	0.91	0.12	37,37,37,37	0
54	MG	1A	3416	1/1	0.91	0.16	33,33,33,33	0
54	MG	2a	3030	1/1	0.91	0.23	67,67,67,67	0
54	MG	2A	3548	1/1	0.91	0.16	57,57,57,57	0
54	MG	1a	3147	1/1	0.91	0.13	53,53,53,53	0
54	MG	1B	226	1/1	0.91	0.23	64,64,64,64	0
54	MG	1a	3043	1/1	0.91	0.17	67,67,67,67	0
54	MG	2A	3558	1/1	0.91	0.10	62,62,62,62	0
54	MG	1a	3044	1/1	0.91	0.23	62,62,62,62	0
54	MG	1A	3072	1/1	0.91	0.08	38,38,38,38	0
54	MG	1A	3119	1/1	0.91	0.14	39,39,39,39	0
54	MG	1A	3254	1/1	0.91	0.11	50,50,50,50	0
54	MG	1D	301	1/1	0.91	0.15	51,51,51,51	0
54	MG	2A	3359	1/1	0.91	0.15	72,72,72,72	0
54	MG	2A	3132	1/1	0.91	0.22	67,67,67,67	0
54	MG	1D	310	1/1	0.91	0.25	42,42,42,42	0
54	MG	1A	3255	1/1	0.91	0.09	68,68,68,68	0
54	MG	1D	312	1/1	0.91	0.13	72,72,72,72	0
54	MG	1d	303	1/1	0.91	0.26	74,74,74,74	0
54	MG	2a	3049	1/1	0.91	0.45	76,76,76,76	0
54	MG	2a	3050	1/1	0.91	0.39	66,66,66,66	0
54	MG	2A	3581	1/1	0.91	0.17	63,63,63,63	0
54	MG	1A	3472	1/1	0.91	0.10	37,37,37,37	0
54	MG	2A	3146	1/1	0.91	0.17	57,57,57,57	0
54	MG	2A	3149	1/1	0.91	0.20	59,59,59,59	0
54	MG	1A	3961	1/1	0.91	0.12	66,66,66,66	0
54	MG	2A	3382	1/1	0.91	0.10	37,37,37,37	0
54	MG	1f	201	1/1	0.91	0.15	54,54,54,54	0
54	MG	2A	3605	1/1	0.91	0.10	42,42,42,42	0
54	MG	2A	3155	1/1	0.91	0.10	71,71,71,71	0
54	MG	2A	3156	1/1	0.91	0.22	60,60,60,60	0
54	MG	2A	3610	1/1	0.91	0.09	51,51,51,51	0
54	MG	2a	3066	1/1	0.91	0.22	69,69,69,69	0
54	MG	1A	3121	1/1	0.91	0.28	57,57,57,57	0
54	MG	2A	3614	1/1	0.91	0.14	46,46,46,46	0
54	MG	1a	3165	1/1	0.91	0.18	71,71,71,71	0

Continued on next page...

Continued from previous page...

Mol	Type	Chain	Res	Atoms	RSCC	RSR	B-factors(\AA^2)	Q<0.9
54	MG	1h	201	1/1	0.91	0.30	64,64,64,64	0
54	MG	1A	3151	1/1	0.91	0.11	42,42,42,42	0
54	MG	2a	3073	1/1	0.91	0.33	57,57,57,57	0
54	MG	1A	3192	1/1	0.91	0.38	70,70,70,70	0
54	MG	1A	3373	1/1	0.91	0.10	36,36,36,36	0
54	MG	2A	3168	1/1	0.91	0.18	65,65,65,65	0
54	MG	1m	201	1/1	0.91	0.08	73,73,73,73	0
54	MG	2A	3401	1/1	0.91	0.12	41,41,41,41	0
54	MG	1A	3036	1/1	0.91	0.09	40,40,40,40	0
54	MG	1a	3064	1/1	0.91	0.24	73,73,73,73	0
54	MG	2A	3172	1/1	0.91	0.16	66,66,66,66	0
54	MG	2a	3083	1/1	0.91	0.42	72,72,72,72	0
54	MG	2A	3409	1/1	0.91	0.13	48,48,48,48	0
54	MG	1o	102	1/1	0.91	0.27	58,58,58,58	0
54	MG	1A	3014	1/1	0.91	0.30	63,63,63,63	0
54	MG	2a	3088	1/1	0.91	0.40	65,65,65,65	0
54	MG	1t	201	1/1	0.91	0.10	59,59,59,59	0
54	MG	2A	3415	1/1	0.91	0.21	45,45,45,45	0
54	MG	1y	201	1/1	0.91	0.10	72,72,72,72	0
54	MG	2A	3638	1/1	0.91	0.09	57,57,57,57	0
54	MG	2a	3096	1/1	0.91	0.13	74,74,74,74	0
54	MG	2A	3640	1/1	0.91	0.11	85,85,85,85	0
54	MG	1A	3838	1/1	0.91	0.12	47,47,47,47	0
54	MG	2A	3652	1/1	0.91	0.09	62,62,62,62	0
54	MG	1A	3127	1/1	0.91	0.18	45,45,45,45	0
54	MG	1A	3570	1/1	0.91	0.10	25,25,25,25	0
54	MG	1N	204	1/1	0.91	0.07	55,55,55,55	0
54	MG	2A	3661	1/1	0.91	0.11	62,62,62,62	0
54	MG	1O	201	1/1	0.91	0.14	67,67,67,67	0
54	MG	2a	3107	1/1	0.91	0.20	63,63,63,63	0
54	MG	1A	3729	1/1	0.91	0.11	36,36,36,36	0
54	MG	1A	3495	1/1	0.91	0.10	60,60,60,60	0
54	MG	1A	3434	1/1	0.91	0.19	62,62,62,62	0
54	MG	2A	3017	1/1	0.91	0.14	56,56,56,56	0
54	MG	2A	3197	1/1	0.91	0.16	53,53,53,53	0
54	MG	2A	3437	1/1	0.91	0.09	61,61,61,61	0
54	MG	1A	3437	1/1	0.91	0.12	50,50,50,50	0
54	MG	2a	3118	1/1	0.91	0.18	61,61,61,61	0
54	MG	2a	3119	1/1	0.91	0.18	67,67,67,67	0
54	MG	2A	3440	1/1	0.91	0.10	59,59,59,59	0
54	MG	2A	3686	1/1	0.91	0.08	53,53,53,53	0
54	MG	2a	3122	1/1	0.91	0.08	68,68,68,68	0

Continued on next page...

Continued from previous page...

Mol	Type	Chain	Res	Atoms	RSCC	RSR	B-factors(\AA^2)	Q<0.9
54	MG	1A	3576	1/1	0.91	0.25	59,59,59,59	0
54	MG	1A	3324	1/1	0.91	0.09	29,29,29,29	0
54	MG	2A	3026	1/1	0.91	0.14	52,52,52,52	0
54	MG	2A	3205	1/1	0.91	0.14	58,58,58,58	0
54	MG	1A	3500	1/1	0.91	0.11	27,27,27,27	0
54	MG	1U	201	1/1	0.91	0.14	40,40,40,40	0
54	MG	1A	3984	1/1	0.91	0.17	36,36,36,36	0
54	MG	1A	3501	1/1	0.91	0.14	78,78,78,78	0
54	MG	1A	3212	1/1	0.91	0.17	56,56,56,56	0
54	MG	2a	3133	1/1	0.91	0.12	71,71,71,71	0
54	MG	1A	3752	1/1	0.91	0.12	50,50,50,50	0
54	MG	1A	3167	1/1	0.91	0.24	58,58,58,58	0
54	MG	1A	3395	1/1	0.91	0.15	35,35,35,35	0
54	MG	2A	3039	1/1	0.91	0.19	52,52,52,52	0
54	MG	2a	3150	1/1	0.91	0.09	72,72,72,72	0
54	MG	2A	3040	1/1	0.91	0.36	68,68,68,68	0
54	MG	1A	3397	1/1	0.91	0.09	32,32,32,32	0
54	MG	1A	3758	1/1	0.91	0.07	33,33,33,33	0
54	MG	1a	3202	1/1	0.91	0.21	60,60,60,60	0
54	MG	1A	3448	1/1	0.91	0.10	66,66,66,66	0
54	MG	2A	3229	1/1	0.91	0.10	59,59,59,59	0
54	MG	2A	3727	1/1	0.91	0.08	76,76,76,76	0
54	MG	2a	3176	1/1	0.91	0.22	68,68,68,68	0
54	MG	2A	3730	1/1	0.91	0.17	62,62,62,62	0
54	MG	2a	3180	1/1	0.91	0.12	73,73,73,73	0
54	MG	2A	3470	1/1	0.91	0.09	66,66,66,66	0
54	MG	2A	3234	1/1	0.91	0.28	51,51,51,51	0
54	MG	1a	3207	1/1	0.91	0.19	68,68,68,68	0
54	MG	1a	3095	1/1	0.91	0.27	71,71,71,71	0
54	MG	2A	3475	1/1	0.91	0.21	62,62,62,62	0
54	MG	2A	3476	1/1	0.91	0.12	77,77,77,77	0
54	MG	1A	3760	1/1	0.91	0.18	54,54,54,54	0
54	MG	1A	3513	1/1	0.91	0.11	54,54,54,54	0
54	MG	1A	4000	1/1	0.91	0.18	55,55,55,55	0
54	MG	1A	3172	1/1	0.91	0.33	62,62,62,62	0
54	MG	1A	4007	1/1	0.91	0.09	61,61,61,61	0
54	MG	1A	4009	1/1	0.91	0.08	20,20,20,20	0
54	MG	1A	3296	1/1	0.91	0.09	47,47,47,47	0
54	MG	1a	3222	1/1	0.91	0.15	68,68,68,68	0
54	MG	1A	3593	1/1	0.91	0.13	48,48,48,48	0
54	MG	1a	3224	1/1	0.91	0.10	83,83,83,83	0
54	MG	2A	3274	1/1	0.91	0.20	60,60,60,60	0

Continued on next page...

Continued from previous page...

Mol	Type	Chain	Res	Atoms	RSCC	RSR	B-factors(Å ²)	Q<0.9
54	MG	2A	3067	1/1	0.91	0.09	48,48,48,48	0
54	MG	2A	3276	1/1	0.91	0.21	67,67,67,67	0
54	MG	2A	3499	1/1	0.91	0.10	70,70,70,70	0
54	MG	2A	3441	1/1	0.92	0.18	61,61,61,61	0
54	MG	1A	3609	1/1	0.92	0.15	34,34,34,34	0
54	MG	1A	3261	1/1	0.92	0.11	56,56,56,56	0
54	MG	1a	3155	1/1	0.92	0.17	66,66,66,66	0
54	MG	1A	3494	1/1	0.92	0.14	43,43,43,43	0
54	MG	2A	3258	1/1	0.92	0.24	63,63,63,63	0
54	MG	1A	3761	1/1	0.92	0.07	25,25,25,25	0
54	MG	2A	3263	1/1	0.92	0.35	44,44,44,44	0
54	MG	1A	3872	1/1	0.92	0.12	38,38,38,38	0
54	MG	1A	3874	1/1	0.92	0.13	64,64,64,64	0
54	MG	2A	3273	1/1	0.92	0.17	49,49,49,49	0
54	MG	1Q	202	1/1	0.92	0.07	34,34,34,34	0
54	MG	1a	3063	1/1	0.92	0.16	71,71,71,71	0
54	MG	1A	3122	1/1	0.92	0.30	56,56,56,56	0
54	MG	1A	3266	1/1	0.92	0.20	61,61,61,61	0
54	MG	1A	3356	1/1	0.92	0.10	39,39,39,39	0
54	MG	1A	3310	1/1	0.92	0.14	58,58,58,58	0
54	MG	1A	3204	1/1	0.92	0.15	56,56,56,56	0
54	MG	1A	3885	1/1	0.92	0.24	37,37,37,37	0
54	MG	2A	3468	1/1	0.92	0.09	62,62,62,62	0
54	MG	1A	3409	1/1	0.92	0.10	50,50,50,50	0
54	MG	2A	3659	1/1	0.92	0.11	58,58,58,58	0
54	MG	1a	3172	1/1	0.92	0.30	71,71,71,71	0
54	MG	1A	3995	1/1	0.92	0.10	16,16,16,16	0
54	MG	1A	3565	1/1	0.92	0.13	48,48,48,48	0
54	MG	2A	3290	1/1	0.92	0.07	51,51,51,51	0
54	MG	2A	3666	1/1	0.92	0.09	47,47,47,47	0
54	MG	2A	3667	1/1	0.92	0.07	42,42,42,42	0
54	MG	1A	3898	1/1	0.92	0.23	39,39,39,39	0
54	MG	2A	3673	1/1	0.92	0.10	74,74,74,74	0
54	MG	1W	203	1/1	0.92	0.10	65,65,65,65	0
54	MG	2A	3677	1/1	0.92	0.10	68,68,68,68	0
54	MG	2A	3478	1/1	0.92	0.13	42,42,42,42	0
54	MG	2a	3064	1/1	0.92	0.07	81,81,81,81	0
54	MG	2A	3126	1/1	0.92	0.16	37,37,37,37	0
54	MG	2A	3303	1/1	0.92	0.07	43,43,43,43	0
54	MG	1l	201	1/1	0.92	0.20	70,70,70,70	0
54	MG	2A	3305	1/1	0.92	0.09	46,46,46,46	0
54	MG	1A	3628	1/1	0.92	0.27	59,59,59,59	0

Continued on next page...

Continued from previous page...

Mol	Type	Chain	Res	Atoms	RSCC	RSR	B-factors(\AA^2)	Q<0.9
54	MG	1A	3688	1/1	0.92	0.32	40,40,40,40	0
54	MG	2A	3133	1/1	0.92	0.20	50,50,50,50	0
54	MG	1A	4005	1/1	0.92	0.08	70,70,70,70	0
54	MG	1A	3903	1/1	0.92	0.10	37,37,37,37	0
54	MG	1A	3904	1/1	0.92	0.07	37,37,37,37	0
54	MG	2A	3140	1/1	0.92	0.19	58,58,58,58	0
54	MG	1a	3186	1/1	0.92	0.14	70,70,70,70	0
54	MG	1A	3567	1/1	0.92	0.12	47,47,47,47	0
54	MG	2a	3079	1/1	0.92	0.18	53,53,53,53	0
54	MG	1A	3094	1/1	0.92	0.10	58,58,58,58	0
54	MG	1A	3908	1/1	0.92	0.12	46,46,46,46	0
54	MG	1A	3503	1/1	0.92	0.10	52,52,52,52	0
54	MG	2A	3709	1/1	0.92	0.10	57,57,57,57	0
54	MG	1a	3192	1/1	0.92	0.17	69,69,69,69	0
54	MG	2A	3712	1/1	0.92	0.14	54,54,54,54	0
54	MG	2A	3341	1/1	0.92	0.13	66,66,66,66	0
54	MG	1A	3412	1/1	0.92	0.15	33,33,33,33	0
54	MG	1A	3791	1/1	0.92	0.13	38,38,38,38	0
54	MG	1A	3095	1/1	0.92	0.10	38,38,38,38	0
54	MG	19	101	1/1	0.92	0.25	67,67,67,67	0
54	MG	19	102	1/1	0.92	0.13	64,64,64,64	0
54	MG	2A	3511	1/1	0.92	0.07	37,37,37,37	0
54	MG	1a	3097	1/1	0.92	0.22	70,70,70,70	0
54	MG	2A	3018	1/1	0.92	0.38	44,44,44,44	0
54	MG	1A	3099	1/1	0.92	0.11	60,60,60,60	0
54	MG	1A	3795	1/1	0.92	0.34	41,41,41,41	0
54	MG	2A	3518	1/1	0.92	0.18	65,65,65,65	0
54	MG	1a	3100	1/1	0.92	0.33	70,70,70,70	0
54	MG	1A	3319	1/1	0.92	0.18	48,48,48,48	0
54	MG	1B	206	1/1	0.92	0.41	65,65,65,65	0
54	MG	1a	3205	1/1	0.92	0.13	75,75,75,75	0
54	MG	2a	3109	1/1	0.92	0.18	71,71,71,71	0
54	MG	1a	3007	1/1	0.92	0.11	65,65,65,65	0
54	MG	2a	3111	1/1	0.92	0.09	61,61,61,61	0
54	MG	2A	3370	1/1	0.92	0.11	57,57,57,57	0
54	MG	1A	3158	1/1	0.92	0.19	41,41,41,41	0
54	MG	2B	206	1/1	0.92	0.24	71,71,71,71	0
54	MG	1a	3106	1/1	0.92	0.47	67,67,67,67	0
54	MG	2A	3527	1/1	0.92	0.24	62,62,62,62	0
54	MG	1A	3514	1/1	0.92	0.06	21,21,21,21	0
54	MG	1a	3108	1/1	0.92	0.19	69,69,69,69	0
54	MG	1A	3932	1/1	0.92	0.09	43,43,43,43	0

Continued on next page...

Continued from previous page...

Mol	Type	Chain	Res	Atoms	RSCC	RSR	B-factors(\AA^2)	Q<0.9
54	MG	1A	3709	1/1	0.92	0.31	40,40,40,40	0
54	MG	1A	3515	1/1	0.92	0.21	43,43,43,43	0
54	MG	2B	214	1/1	0.92	0.11	65,65,65,65	0
54	MG	1a	3112	1/1	0.92	0.23	73,73,73,73	0
54	MG	2B	216	1/1	0.92	0.16	74,74,74,74	0
54	MG	1A	3713	1/1	0.92	0.15	61,61,61,61	0
54	MG	1A	3085	1/1	0.92	0.12	51,51,51,51	0
54	MG	1A	3238	1/1	0.92	0.34	72,72,72,72	0
54	MG	2A	3546	1/1	0.92	0.12	67,67,67,67	0
54	MG	1a	3117	1/1	0.92	0.20	64,64,64,64	0
54	MG	1A	3818	1/1	0.92	0.07	12,12,12,12	0
54	MG	1A	3821	1/1	0.92	0.07	24,24,24,24	0
54	MG	2F	302	1/1	0.92	0.08	44,44,44,44	0
54	MG	1A	3724	1/1	0.92	0.09	55,55,55,55	0
54	MG	1A	3526	1/1	0.92	0.10	54,54,54,54	0
54	MG	1A	3162	1/1	0.92	0.10	44,44,44,44	0
54	MG	2a	3146	1/1	0.92	0.10	47,47,47,47	0
54	MG	1a	3031	1/1	0.92	0.35	68,68,68,68	0
54	MG	1A	3248	1/1	0.92	0.14	35,35,35,35	0
54	MG	2a	3151	1/1	0.92	0.08	80,80,80,80	0
54	MG	2a	3154	1/1	0.92	0.15	69,69,69,69	0
54	MG	2a	3155	1/1	0.92	0.08	77,77,77,77	0
54	MG	2A	3564	1/1	0.92	0.09	66,66,66,66	0
54	MG	2a	3162	1/1	0.92	0.09	67,67,67,67	0
54	MG	2A	3060	1/1	0.92	0.16	48,48,48,48	0
54	MG	2a	3164	1/1	0.92	0.09	74,74,74,74	0
54	MG	1A	3653	1/1	0.92	0.22	56,56,56,56	0
54	MG	2R	202	1/1	0.92	0.20	57,57,57,57	0
54	MG	2A	3569	1/1	0.92	0.08	62,62,62,62	0
54	MG	1A	3468	1/1	0.92	0.17	63,63,63,63	0
54	MG	2A	3407	1/1	0.92	0.09	48,48,48,48	0
54	MG	2V	201	1/1	0.92	0.14	64,64,64,64	0
54	MG	1a	3131	1/1	0.92	0.11	68,68,68,68	0
54	MG	1A	3001	1/1	0.92	0.11	38,38,38,38	0
54	MG	2A	3215	1/1	0.92	0.30	50,50,50,50	0
54	MG	28	101	1/1	0.92	0.08	59,59,59,59	0
54	MG	2A	3413	1/1	0.92	0.07	58,58,58,58	0
54	MG	1A	3377	1/1	0.92	0.18	59,59,59,59	0
54	MG	1A	3195	1/1	0.92	0.26	49,49,49,49	0
54	MG	1A	3339	1/1	0.92	0.14	43,43,43,43	0
54	MG	1A	3341	1/1	0.92	0.12	55,55,55,55	0
54	MG	1A	3389	1/1	0.92	0.14	34,34,34,34	0

Continued on next page...

Continued from previous page...

Mol	Type	Chain	Res	Atoms	RSCC	RSR	B-factors(\AA^2)	Q<0.9
54	MG	2A	3221	1/1	0.92	0.10	51,51,51,51	0
54	MG	1A	3597	1/1	0.92	0.10	52,52,52,52	0
54	MG	1A	3391	1/1	0.92	0.08	45,45,45,45	0
54	MG	1A	3165	1/1	0.92	0.21	39,39,39,39	0
55	HGR	2A	3743	36/36	0.92	0.12	43,52,58,59	0
54	MG	1a	3253	1/1	0.92	0.10	54,54,54,54	0
54	MG	2A	3084	1/1	0.92	0.11	53,53,53,53	0
54	MG	1F	319	1/1	0.92	0.09	53,53,53,53	0
54	MG	2A	3613	1/1	0.92	0.13	60,60,60,60	0
54	MG	2A	3088	1/1	0.92	0.41	50,50,50,50	0
54	MG	1A	3039	1/1	0.92	0.20	60,60,60,60	0
54	MG	1A	3488	1/1	0.92	0.09	33,33,33,33	0
54	MG	1A	3757	1/1	0.92	0.09	42,42,42,42	0
54	MG	2T	201	1/1	0.93	0.21	65,65,65,65	0
54	MG	1A	3946	1/1	0.93	0.07	45,45,45,45	0
54	MG	2A	3345	1/1	0.93	0.23	71,71,71,71	0
54	MG	1A	3396	1/1	0.93	0.06	27,27,27,27	0
54	MG	2A	3539	1/1	0.93	0.07	77,77,77,77	0
54	MG	2V	203	1/1	0.93	0.16	75,75,75,75	0
54	MG	2A	3540	1/1	0.93	0.08	68,68,68,68	0
54	MG	2A	3138	1/1	0.93	0.14	67,67,67,67	0
54	MG	1e	202	1/1	0.93	0.12	76,76,76,76	0
54	MG	25	101	1/1	0.93	0.47	49,49,49,49	0
54	MG	25	102	1/1	0.93	0.12	64,64,64,64	0
54	MG	1A	3166	1/1	0.93	0.14	51,51,51,51	0
54	MG	2A	3143	1/1	0.93	0.17	51,51,51,51	0
54	MG	2A	3547	1/1	0.93	0.09	83,83,83,83	0
54	MG	1A	3566	1/1	0.93	0.11	52,52,52,52	0
54	MG	2A	3549	1/1	0.93	0.08	63,63,63,63	0
54	MG	1A	3819	1/1	0.93	0.25	38,38,38,38	0
54	MG	2a	3007	1/1	0.93	0.26	58,58,58,58	0
54	MG	1a	3159	1/1	0.93	0.11	71,71,71,71	0
54	MG	1A	3031	1/1	0.93	0.09	21,21,21,21	0
54	MG	1A	3358	1/1	0.93	0.09	44,44,44,44	0
54	MG	2A	3360	1/1	0.93	0.20	60,60,60,60	0
54	MG	1A	3035	1/1	0.93	0.12	53,53,53,53	0
54	MG	1A	3053	1/1	0.93	0.07	41,41,41,41	0
54	MG	1a	3164	1/1	0.93	0.24	65,65,65,65	0
54	MG	2A	3160	1/1	0.93	0.24	63,63,63,63	0
54	MG	1A	3638	1/1	0.93	0.08	44,44,44,44	0
54	MG	2A	3372	1/1	0.93	0.14	70,70,70,70	0
54	MG	1A	3175	1/1	0.93	0.21	38,38,38,38	0

Continued on next page...

Continued from previous page...

Mol	Type	Chain	Res	Atoms	RSCC	RSR	B-factors(\AA^2)	Q<0.9
54	MG	1n	102	1/1	0.93	0.23	73,73,73,73	0
54	MG	1A	3829	1/1	0.93	0.09	29,29,29,29	0
54	MG	1A	3508	1/1	0.93	0.07	41,41,41,41	0
54	MG	1A	3405	1/1	0.93	0.24	51,51,51,51	0
54	MG	1A	3733	1/1	0.93	0.13	49,49,49,49	0
54	MG	1A	3364	1/1	0.93	0.08	29,29,29,29	0
54	MG	1A	3250	1/1	0.93	0.16	62,62,62,62	0
54	MG	1A	3578	1/1	0.93	0.09	44,44,44,44	0
54	MG	1A	3843	1/1	0.93	0.12	38,38,38,38	0
54	MG	2A	3592	1/1	0.93	0.08	72,72,72,72	0
54	MG	2a	3035	1/1	0.93	0.13	60,60,60,60	0
54	MG	1A	3846	1/1	0.93	0.09	53,53,53,53	0
54	MG	2A	3598	1/1	0.93	0.09	33,33,33,33	0
54	MG	1A	3651	1/1	0.93	0.12	63,63,63,63	0
54	MG	1a	3069	1/1	0.93	0.43	69,69,69,69	0
54	MG	1A	3295	1/1	0.93	0.24	42,42,42,42	0
54	MG	1A	3179	1/1	0.93	0.22	55,55,55,55	0
54	MG	1Q	204	1/1	0.93	0.10	42,42,42,42	0
54	MG	1R	203	1/1	0.93	0.12	51,51,51,51	0
54	MG	2A	3611	1/1	0.93	0.07	24,24,24,24	0
54	MG	1a	3187	1/1	0.93	0.08	75,75,75,75	0
54	MG	1A	3517	1/1	0.93	0.08	28,28,28,28	0
54	MG	1A	3979	1/1	0.93	0.09	43,43,43,43	0
54	MG	2A	3615	1/1	0.93	0.12	61,61,61,61	0
54	MG	1A	3201	1/1	0.93	0.33	64,64,64,64	0
54	MG	2A	3617	1/1	0.93	0.34	69,69,69,69	0
54	MG	1A	3750	1/1	0.93	0.09	47,47,47,47	0
54	MG	1A	3523	1/1	0.93	0.20	57,57,57,57	0
54	MG	1A	3414	1/1	0.93	0.10	30,30,30,30	0
54	MG	1A	3985	1/1	0.93	0.21	43,43,43,43	0
54	MG	2A	3412	1/1	0.93	0.18	64,64,64,64	0
54	MG	1V	206	1/1	0.93	0.12	60,60,60,60	0
54	MG	1A	3055	1/1	0.93	0.20	54,54,54,54	0
54	MG	2A	3204	1/1	0.93	0.12	61,61,61,61	0
54	MG	1a	3084	1/1	0.93	0.08	60,60,60,60	0
54	MG	2A	3417	1/1	0.93	0.32	64,64,64,64	0
54	MG	1A	3755	1/1	0.93	0.08	36,36,36,36	0
54	MG	1A	3330	1/1	0.93	0.15	19,19,19,19	0
54	MG	2A	3210	1/1	0.93	0.29	61,61,61,61	0
54	MG	1A	3870	1/1	0.93	0.09	50,50,50,50	0
54	MG	2A	3042	1/1	0.93	0.12	52,52,52,52	0
54	MG	1A	3206	1/1	0.93	0.29	50,50,50,50	0

Continued on next page...

Continued from previous page...

Mol	Type	Chain	Res	Atoms	RSCC	RSR	B-factors(\AA^2)	Q<0.9
54	MG	2A	3636	1/1	0.93	0.10	73,73,73,73	0
54	MG	2A	3426	1/1	0.93	0.23	63,63,63,63	0
54	MG	1A	3337	1/1	0.93	0.08	33,33,33,33	0
54	MG	2A	3641	1/1	0.93	0.14	68,68,68,68	0
54	MG	1a	3092	1/1	0.93	0.11	52,52,52,52	0
54	MG	2A	3432	1/1	0.93	0.14	42,42,42,42	0
54	MG	1A	3210	1/1	0.93	0.30	68,68,68,68	0
54	MG	1A	3421	1/1	0.93	0.07	26,26,26,26	0
54	MG	1a	3096	1/1	0.93	0.30	60,60,60,60	0
54	MG	1A	3667	1/1	0.93	0.09	53,53,53,53	0
54	MG	2A	3439	1/1	0.93	0.11	63,63,63,63	0
54	MG	1A	3422	1/1	0.93	0.10	29,29,29,29	0
54	MG	1A	3764	1/1	0.93	0.06	27,27,27,27	0
54	MG	1a	3213	1/1	0.93	0.18	55,55,55,55	0
54	MG	15	108	1/1	0.93	0.09	59,59,59,59	0
54	MG	1a	3216	1/1	0.93	0.17	62,62,62,62	0
54	MG	2A	3669	1/1	0.93	0.08	76,76,76,76	0
54	MG	2A	3227	1/1	0.93	0.15	49,49,49,49	0
54	MG	2A	3228	1/1	0.93	0.10	64,64,64,64	0
54	MG	1A	3340	1/1	0.93	0.08	51,51,51,51	0
54	MG	2A	3230	1/1	0.93	0.23	58,58,58,58	0
54	MG	2A	3680	1/1	0.93	0.07	42,42,42,42	0
54	MG	2A	3450	1/1	0.93	0.10	66,66,66,66	0
54	MG	1A	3541	1/1	0.93	0.09	32,32,32,32	0
54	MG	1a	3103	1/1	0.93	0.30	71,71,71,71	0
54	MG	2A	3236	1/1	0.93	0.24	63,63,63,63	0
54	MG	1A	3144	1/1	0.93	0.10	34,34,34,34	0
54	MG	1A	3057	1/1	0.93	0.08	50,50,50,50	0
54	MG	2A	3240	1/1	0.93	0.11	61,61,61,61	0
54	MG	1A	3601	1/1	0.93	0.21	35,35,35,35	0
54	MG	2A	3692	1/1	0.93	0.08	38,38,38,38	0
54	MG	2A	3461	1/1	0.93	0.19	67,67,67,67	0
54	MG	1A	3604	1/1	0.93	0.21	34,34,34,34	0
54	MG	2A	3243	1/1	0.93	0.24	65,65,65,65	0
54	MG	2A	3698	1/1	0.93	0.08	55,55,55,55	0
54	MG	2A	3699	1/1	0.93	0.08	54,54,54,54	0
54	MG	2A	3245	1/1	0.93	0.10	60,60,60,60	0
54	MG	1A	3606	1/1	0.93	0.17	32,32,32,32	0
54	MG	1A	3010	1/1	0.93	0.10	51,51,51,51	0
54	MG	2A	3251	1/1	0.93	0.16	63,63,63,63	0
54	MG	2A	3255	1/1	0.93	0.10	48,48,48,48	0
54	MG	1A	3547	1/1	0.93	0.11	43,43,43,43	0

Continued on next page...

Continued from previous page...

Mol	Type	Chain	Res	Atoms	RSCC	RSR	B-factors(\AA^2)	Q<0.9
54	MG	1A	3785	1/1	0.93	0.12	58,58,58,58	0
54	MG	1a	3006	1/1	0.93	0.11	66,66,66,66	0
54	MG	2A	3259	1/1	0.93	0.20	60,60,60,60	0
54	MG	1A	3383	1/1	0.93	0.10	38,38,38,38	0
54	MG	2A	3477	1/1	0.93	0.12	31,31,31,31	0
54	MG	1a	3114	1/1	0.93	0.23	67,67,67,67	0
54	MG	1A	3612	1/1	0.93	0.11	22,22,22,22	0
54	MG	1A	3549	1/1	0.93	0.12	51,51,51,51	0
54	MG	2A	3721	1/1	0.93	0.09	59,59,59,59	0
54	MG	2A	3723	1/1	0.93	0.10	65,65,65,65	0
54	MG	1A	3916	1/1	0.93	0.07	61,61,61,61	0
54	MG	1A	3481	1/1	0.93	0.09	59,59,59,59	0
54	MG	2A	3729	1/1	0.93	0.12	62,62,62,62	0
54	MG	1A	3385	1/1	0.93	0.08	34,34,34,34	0
54	MG	2a	3136	1/1	0.93	0.08	61,61,61,61	0
54	MG	1B	208	1/1	0.93	0.10	56,56,56,56	0
54	MG	2a	3141	1/1	0.93	0.07	75,75,75,75	0
54	MG	1a	3019	1/1	0.93	0.07	58,58,58,58	0
54	MG	1A	3348	1/1	0.93	0.08	36,36,36,36	0
54	MG	2A	3735	1/1	0.93	0.11	34,34,34,34	0
54	MG	1A	3923	1/1	0.93	0.11	34,34,34,34	0
54	MG	1A	3490	1/1	0.93	0.14	60,60,60,60	0
54	MG	1A	3390	1/1	0.93	0.08	36,36,36,36	0
54	MG	1A	3698	1/1	0.93	0.09	56,56,56,56	0
54	MG	2a	3156	1/1	0.93	0.11	63,63,63,63	0
54	MG	2A	3741	1/1	0.93	0.33	63,63,63,63	0
54	MG	2A	3495	1/1	0.93	0.12	65,65,65,65	0
54	MG	1A	3270	1/1	0.93	0.07	57,57,57,57	0
54	MG	2A	3101	1/1	0.93	0.14	51,51,51,51	0
54	MG	2A	3500	1/1	0.93	0.12	58,58,58,58	0
54	MG	1B	218	1/1	0.93	0.11	44,44,44,44	0
54	MG	1a	3030	1/1	0.93	0.15	49,49,49,49	0
54	MG	1A	3435	1/1	0.93	0.10	41,41,41,41	0
54	MG	1A	3805	1/1	0.93	0.10	55,55,55,55	0
54	MG	1a	3033	1/1	0.93	0.08	43,43,43,43	0
54	MG	1a	3140	1/1	0.93	0.12	61,61,61,61	0
54	MG	1B	221	1/1	0.93	0.09	53,53,53,53	0
54	MG	2A	3115	1/1	0.93	0.11	57,57,57,57	0
54	MG	2A	3307	1/1	0.93	0.08	37,37,37,37	0
54	MG	1a	3144	1/1	0.93	0.10	60,60,60,60	0
54	MG	1a	3266	1/1	0.93	0.10	48,48,48,48	0
54	MG	1A	3392	1/1	0.93	0.10	25,25,25,25	0

Continued on next page...

Continued from previous page...

Mol	Type	Chain	Res	Atoms	RSCC	RSR	B-factors(\AA^2)	Q<0.9
54	MG	1a	3269	1/1	0.93	0.18	67,67,67,67	0
54	MG	2A	3315	1/1	0.93	0.18	68,68,68,68	0
54	MG	1a	3037	1/1	0.93	0.09	49,49,49,49	0
54	MG	1A	3218	1/1	0.93	0.10	46,46,46,46	0
54	MG	1A	3938	1/1	0.93	0.16	54,54,54,54	0
54	MG	2A	3125	1/1	0.93	0.08	47,47,47,47	0
54	MG	1a	3040	1/1	0.93	0.33	75,75,75,75	0
54	MG	1A	3941	1/1	0.93	0.10	75,75,75,75	0
56	TEL	2A	3744	58/58	0.93	0.12	38,53,59,65	0
54	MG	1a	3277	1/1	0.93	0.20	75,75,75,75	0
54	MG	2A	3328	1/1	0.93	0.10	42,42,42,42	0
54	MG	2A	3329	1/1	0.93	0.13	59,59,59,59	0
54	MG	1A	3944	1/1	0.93	0.14	33,33,33,33	0
54	MG	2A	3335	1/1	0.93	0.08	32,32,32,32	0
54	MG	1A	3945	1/1	0.93	0.07	26,26,26,26	0
54	MG	2A	3530	1/1	0.93	0.10	56,56,56,56	0
54	MG	1d	302	1/1	0.93	0.24	73,73,73,73	0
54	MG	1A	3182	1/1	0.94	0.09	61,61,61,61	0
54	MG	2a	3015	1/1	0.94	0.20	55,55,55,55	0
54	MG	1A	3607	1/1	0.94	0.17	42,42,42,42	0
54	MG	1A	3747	1/1	0.94	0.06	45,45,45,45	0
54	MG	1A	3154	1/1	0.94	0.39	45,45,45,45	0
54	MG	1A	3125	1/1	0.94	0.08	72,72,72,72	0
54	MG	2A	3252	1/1	0.94	0.21	57,57,57,57	0
54	MG	2A	3254	1/1	0.94	0.09	65,65,65,65	0
54	MG	2A	3625	1/1	0.94	0.07	68,68,68,68	0
54	MG	1A	3953	1/1	0.94	0.09	66,66,66,66	0
54	MG	1A	3103	1/1	0.94	0.15	32,32,32,32	0
54	MG	1A	3842	1/1	0.94	0.16	35,35,35,35	0
54	MG	2A	3447	1/1	0.94	0.10	42,42,42,42	0
54	MG	1a	3034	1/1	0.94	0.11	45,45,45,45	0
54	MG	1A	3669	1/1	0.94	0.09	50,50,50,50	0
54	MG	1a	3143	1/1	0.94	0.10	39,39,39,39	0
54	MG	1A	3516	1/1	0.94	0.11	55,55,55,55	0
54	MG	2a	3034	1/1	0.94	0.15	43,43,43,43	0
54	MG	2A	3109	1/1	0.94	0.07	43,43,43,43	0
54	MG	2A	3267	1/1	0.94	0.21	40,40,40,40	0
54	MG	2A	3637	1/1	0.94	0.07	79,79,79,79	0
54	MG	1A	3263	1/1	0.94	0.22	45,45,45,45	0
54	MG	1A	3962	1/1	0.94	0.07	28,28,28,28	0
54	MG	1A	3037	1/1	0.94	0.10	55,55,55,55	0
54	MG	2A	3650	1/1	0.94	0.09	85,85,85,85	0

Continued on next page...

Continued from previous page...

Mol	Type	Chain	Res	Atoms	RSCC	RSR	B-factors(\AA^2)	Q<0.9
54	MG	1A	3619	1/1	0.94	0.09	55,55,55,55	0
54	MG	1E	309	1/1	0.94	0.10	63,63,63,63	0
54	MG	1F	308	1/1	0.94	0.14	39,39,39,39	0
54	MG	1A	3306	1/1	0.94	0.24	36,36,36,36	0
54	MG	1A	3190	1/1	0.94	0.28	59,59,59,59	0
54	MG	2A	3658	1/1	0.94	0.08	60,60,60,60	0
54	MG	2A	3466	1/1	0.94	0.10	34,34,34,34	0
54	MG	2A	3660	1/1	0.94	0.06	55,55,55,55	0
54	MG	1A	3856	1/1	0.94	0.12	47,47,47,47	0
54	MG	1F	316	1/1	0.94	0.11	55,55,55,55	0
54	MG	1F	317	1/1	0.94	0.19	42,42,42,42	0
54	MG	1A	3343	1/1	0.94	0.08	47,47,47,47	0
54	MG	1a	3049	1/1	0.94	0.14	47,47,47,47	0
54	MG	1A	3482	1/1	0.94	0.11	24,24,24,24	0
54	MG	1A	3625	1/1	0.94	0.07	43,43,43,43	0
54	MG	1A	3108	1/1	0.94	0.26	29,29,29,29	0
54	MG	1A	3863	1/1	0.94	0.10	45,45,45,45	0
54	MG	2a	3061	1/1	0.94	0.22	62,62,62,62	0
54	MG	1A	3765	1/1	0.94	0.13	50,50,50,50	0
54	MG	2A	3302	1/1	0.94	0.09	61,61,61,61	0
54	MG	1H	202	1/1	0.94	0.09	58,58,58,58	0
54	MG	1N	201	1/1	0.94	0.10	45,45,45,45	0
54	MG	1A	3866	1/1	0.94	0.05	22,22,22,22	0
54	MG	2A	3139	1/1	0.94	0.19	69,69,69,69	0
54	MG	1A	3486	1/1	0.94	0.06	25,25,25,25	0
54	MG	1A	3767	1/1	0.94	0.10	26,26,26,26	0
54	MG	1P	202	1/1	0.94	0.21	46,46,46,46	0
54	MG	1A	3768	1/1	0.94	0.08	49,49,49,49	0
54	MG	2A	3312	1/1	0.94	0.10	40,40,40,40	0
54	MG	1A	3137	1/1	0.94	0.14	42,42,42,42	0
54	MG	2A	3693	1/1	0.94	0.11	65,65,65,65	0
54	MG	1A	3110	1/1	0.94	0.15	41,41,41,41	0
54	MG	1A	3879	1/1	0.94	0.13	52,52,52,52	0
54	MG	2A	3152	1/1	0.94	0.13	53,53,53,53	0
54	MG	1A	3533	1/1	0.94	0.20	28,28,28,28	0
54	MG	1R	202	1/1	0.94	0.13	40,40,40,40	0
54	MG	1a	3180	1/1	0.94	0.22	68,68,68,68	0
54	MG	1A	3690	1/1	0.94	0.21	51,51,51,51	0
54	MG	1A	3631	1/1	0.94	0.14	33,33,33,33	0
54	MG	1A	3692	1/1	0.94	0.18	46,46,46,46	0
54	MG	2a	3085	1/1	0.94	0.11	67,67,67,67	0
54	MG	1A	3693	1/1	0.94	0.11	55,55,55,55	0

Continued on next page...

Continued from previous page...

Mol	Type	Chain	Res	Atoms	RSCC	RSR	B-factors(\AA^2)	Q<0.9
54	MG	1A	3886	1/1	0.94	0.14	58,58,58,58	0
54	MG	2A	3336	1/1	0.94	0.10	43,43,43,43	0
54	MG	2A	3338	1/1	0.94	0.07	37,37,37,37	0
54	MG	2A	3711	1/1	0.94	0.09	72,72,72,72	0
54	MG	1A	3379	1/1	0.94	0.12	41,41,41,41	0
54	MG	1U	205	1/1	0.94	0.17	39,39,39,39	0
54	MG	1A	3894	1/1	0.94	0.10	62,62,62,62	0
54	MG	1A	3535	1/1	0.94	0.06	24,24,24,24	0
54	MG	1A	3536	1/1	0.94	0.07	30,30,30,30	0
54	MG	1A	3582	1/1	0.94	0.09	53,53,53,53	0
54	MG	2A	3516	1/1	0.94	0.13	67,67,67,67	0
54	MG	1A	3997	1/1	0.94	0.13	33,33,33,33	0
54	MG	2A	3724	1/1	0.94	0.12	43,43,43,43	0
54	MG	2A	3173	1/1	0.94	0.12	55,55,55,55	0
54	MG	2A	3726	1/1	0.94	0.07	47,47,47,47	0
54	MG	2A	3175	1/1	0.94	0.10	61,61,61,61	0
54	MG	2A	3019	1/1	0.94	0.30	50,50,50,50	0
54	MG	1A	3537	1/1	0.94	0.08	35,35,35,35	0
54	MG	1A	3380	1/1	0.94	0.07	32,32,32,32	0
54	MG	1a	3085	1/1	0.94	0.23	64,64,64,64	0
54	MG	2A	3182	1/1	0.94	0.22	56,56,56,56	0
54	MG	10	102	1/1	0.94	0.25	44,44,44,44	0
54	MG	2A	3736	1/1	0.94	0.17	65,65,65,65	0
54	MG	1A	3705	1/1	0.94	0.11	29,29,29,29	0
54	MG	1A	4004	1/1	0.94	0.13	56,56,56,56	0
54	MG	2A	3368	1/1	0.94	0.24	61,61,61,61	0
54	MG	1A	3706	1/1	0.94	0.11	50,50,50,50	0
54	MG	1A	4006	1/1	0.94	0.16	40,40,40,40	0
54	MG	13	103	1/1	0.94	0.10	63,63,63,63	0
54	MG	2A	3532	1/1	0.94	0.12	58,58,58,58	0
54	MG	2A	3192	1/1	0.94	0.15	58,58,58,58	0
54	MG	13	104	1/1	0.94	0.09	44,44,44,44	0
54	MG	1A	3280	1/1	0.94	0.16	58,58,58,58	0
54	MG	1A	3542	1/1	0.94	0.07	48,48,48,48	0
54	MG	1a	3206	1/1	0.94	0.10	60,60,60,60	0
54	MG	1A	3054	1/1	0.94	0.18	40,40,40,40	0
54	MG	2A	3381	1/1	0.94	0.07	63,63,63,63	0
54	MG	1A	3243	1/1	0.94	0.09	47,47,47,47	0
54	MG	1A	3545	1/1	0.94	0.18	54,54,54,54	0
54	MG	1A	3455	1/1	0.94	0.10	47,47,47,47	0
54	MG	17	107	1/1	0.94	0.09	56,56,56,56	0
54	MG	1A	3810	1/1	0.94	0.08	52,52,52,52	0

Continued on next page...

Continued from previous page...

Mol	Type	Chain	Res	Atoms	RSCC	RSR	B-factors(Å ²)	Q<0.9
54	MG	18	102	1/1	0.94	0.11	38,38,38,38	0
54	MG	2a	3139	1/1	0.94	0.08	58,58,58,58	0
54	MG	1A	3647	1/1	0.94	0.26	47,47,47,47	0
54	MG	2A	3209	1/1	0.94	0.26	63,63,63,63	0
54	MG	1A	4019	1/1	0.94	0.09	51,51,51,51	0
54	MG	2A	3559	1/1	0.94	0.07	63,63,63,63	0
54	MG	2A	3393	1/1	0.94	0.10	41,41,41,41	0
54	MG	1A	3812	1/1	0.94	0.09	27,27,27,27	0
54	MG	2a	3153	1/1	0.94	0.10	74,74,74,74	0
54	MG	2A	3396	1/1	0.94	0.08	37,37,37,37	0
54	MG	1a	3220	1/1	0.94	0.08	67,67,67,67	0
54	MG	1A	3721	1/1	0.94	0.10	55,55,55,55	0
54	MG	2a	3157	1/1	0.94	0.10	52,52,52,52	0
54	MG	1B	203	1/1	0.94	0.08	54,54,54,54	0
54	MG	2a	3161	1/1	0.94	0.11	68,68,68,68	0
54	MG	2A	3568	1/1	0.94	0.11	37,37,37,37	0
54	MG	1A	3022	1/1	0.94	0.06	43,43,43,43	0
54	MG	2O	201	1/1	0.94	0.14	62,62,62,62	0
54	MG	1A	3387	1/1	0.94	0.09	27,27,27,27	0
54	MG	2P	202	1/1	0.94	0.20	69,69,69,69	0
54	MG	2a	3168	1/1	0.94	0.08	75,75,75,75	0
54	MG	1a	3005	1/1	0.94	0.18	57,57,57,57	0
54	MG	1A	3028	1/1	0.94	0.19	35,35,35,35	0
54	MG	2A	3408	1/1	0.94	0.07	44,44,44,44	0
54	MG	2A	3577	1/1	0.94	0.06	45,45,45,45	0
54	MG	1A	3596	1/1	0.94	0.12	55,55,55,55	0
54	MG	1A	3359	1/1	0.94	0.12	26,26,26,26	0
54	MG	1a	3230	1/1	0.94	0.12	64,64,64,64	0
54	MG	1B	210	1/1	0.94	0.06	61,61,61,61	0
54	MG	2A	3223	1/1	0.94	0.11	60,60,60,60	0
54	MG	1A	3289	1/1	0.94	0.21	62,62,62,62	0
54	MG	1A	3051	1/1	0.94	0.13	32,32,32,32	0
54	MG	2A	3596	1/1	0.94	0.06	42,42,42,42	0
54	MG	1A	3824	1/1	0.94	0.09	49,49,49,49	0
54	MG	23	101	1/1	0.94	0.12	53,53,53,53	0
54	MG	2A	3078	1/1	0.94	0.14	62,62,62,62	0
54	MG	1a	3119	1/1	0.94	0.14	76,76,76,76	0
54	MG	1A	3060	1/1	0.94	0.07	39,39,39,39	0
54	MG	2A	3233	1/1	0.94	0.21	54,54,54,54	0
55	HGR	1A	4020	36/36	0.94	0.10	31,39,47,55	0
54	MG	1a	3122	1/1	0.94	0.14	47,47,47,47	0
56	TEL	1A	4021	58/58	0.94	0.10	28,43,50,52	0

Continued on next page...

Continued from previous page...

Mol	Type	Chain	Res	Atoms	RSCC	RSR	B-factors(\AA^2)	Q<0.9
54	MG	1a	3240	1/1	0.94	0.22	67,67,67,67	0
54	MG	1A	3942	1/1	0.94	0.07	30,30,30,30	0
54	MG	1a	3243	1/1	0.94	0.11	65,65,65,65	0
57	MPD	18	105	8/8	0.94	0.13	30,42,48,52	0
54	MG	2A	3238	1/1	0.94	0.11	47,47,47,47	0
54	MG	1A	3555	1/1	0.94	0.11	46,46,46,46	0
54	MG	1A	3602	1/1	0.94	0.21	33,33,33,33	0
54	MG	2A	3434	1/1	0.94	0.07	49,49,49,49	0
54	MG	1A	3363	1/1	0.94	0.11	34,34,34,34	0
59	ZN	14	102	1/1	0.94	0.15	123,123,123,123	0
54	MG	1a	3024	1/1	0.94	0.15	54,54,54,54	0
54	MG	1A	3999	1/1	0.95	0.38	44,44,44,44	0
54	MG	1A	3659	1/1	0.95	0.08	53,53,53,53	0
54	MG	2A	3322	1/1	0.95	0.17	60,60,60,60	0
54	MG	1A	3020	1/1	0.95	0.32	42,42,42,42	0
54	MG	2A	3127	1/1	0.95	0.06	44,44,44,44	0
54	MG	1A	3156	1/1	0.95	0.26	37,37,37,37	0
54	MG	1A	3090	1/1	0.95	0.33	35,35,35,35	0
54	MG	1A	3049	1/1	0.95	0.17	44,44,44,44	0
54	MG	2A	3332	1/1	0.95	0.15	45,45,45,45	0
54	MG	2A	3333	1/1	0.95	0.11	39,39,39,39	0
54	MG	18	103	1/1	0.95	0.20	37,37,37,37	0
54	MG	1A	3299	1/1	0.95	0.24	41,41,41,41	0
54	MG	2A	3337	1/1	0.95	0.09	46,46,46,46	0
54	MG	1A	4008	1/1	0.95	0.10	69,69,69,69	0
54	MG	2W	203	1/1	0.95	0.17	47,47,47,47	0
54	MG	2A	3339	1/1	0.95	0.07	34,34,34,34	0
54	MG	1A	3408	1/1	0.95	0.09	40,40,40,40	0
54	MG	1A	3300	1/1	0.95	0.09	52,52,52,52	0
54	MG	1A	3021	1/1	0.95	0.13	36,36,36,36	0
54	MG	2A	3343	1/1	0.95	0.08	36,36,36,36	0
54	MG	1A	3249	1/1	0.95	0.12	49,49,49,49	0
54	MG	27	101	1/1	0.95	0.12	44,44,44,44	0
54	MG	1A	3011	1/1	0.95	0.16	58,58,58,58	0
54	MG	1A	4016	1/1	0.95	0.15	58,58,58,58	0
54	MG	2a	3001	1/1	0.95	0.08	49,49,49,49	0
54	MG	2A	3144	1/1	0.95	0.08	63,63,63,63	0
54	MG	2a	3003	1/1	0.95	0.32	66,66,66,66	0
54	MG	1A	3473	1/1	0.95	0.07	31,31,31,31	0
54	MG	1A	3134	1/1	0.95	0.23	33,33,33,33	0
54	MG	1a	3139	1/1	0.95	0.05	59,59,59,59	0
54	MG	1a	3008	1/1	0.95	0.09	63,63,63,63	0

Continued on next page...

Continued from previous page...

Mol	Type	Chain	Res	Atoms	RSCC	RSR	B-factors(\AA^2)	Q<0.9
54	MG	1a	3141	1/1	0.95	0.13	63,63,63,63	0
54	MG	2A	3356	1/1	0.95	0.06	42,42,42,42	0
54	MG	2A	3357	1/1	0.95	0.08	33,33,33,33	0
54	MG	1A	3603	1/1	0.95	0.23	41,41,41,41	0
54	MG	1A	3017	1/1	0.95	0.24	33,33,33,33	0
54	MG	1A	3605	1/1	0.95	0.12	46,46,46,46	0
54	MG	1A	3773	1/1	0.95	0.07	39,39,39,39	0
54	MG	1A	3199	1/1	0.95	0.32	44,44,44,44	0
54	MG	2A	3367	1/1	0.95	0.07	61,61,61,61	0
54	MG	1A	3775	1/1	0.95	0.06	45,45,45,45	0
54	MG	1A	3065	1/1	0.95	0.10	36,36,36,36	0
54	MG	1A	3257	1/1	0.95	0.09	52,52,52,52	0
54	MG	1A	3070	1/1	0.95	0.04	31,31,31,31	0
54	MG	1A	3685	1/1	0.95	0.27	57,57,57,57	0
54	MG	2A	3588	1/1	0.95	0.07	59,59,59,59	0
54	MG	2A	3590	1/1	0.95	0.09	59,59,59,59	0
54	MG	1k	201	1/1	0.95	0.11	44,44,44,44	0
54	MG	2A	3594	1/1	0.95	0.06	65,65,65,65	0
54	MG	2a	3029	1/1	0.95	0.13	63,63,63,63	0
54	MG	1A	3420	1/1	0.95	0.07	22,22,22,22	0
54	MG	1A	3783	1/1	0.95	0.07	35,35,35,35	0
54	MG	1A	3611	1/1	0.95	0.07	40,40,40,40	0
54	MG	1A	3173	1/1	0.95	0.13	38,38,38,38	0
54	MG	1A	3919	1/1	0.95	0.08	58,58,58,58	0
54	MG	1A	3613	1/1	0.95	0.07	30,30,30,30	0
54	MG	1A	3550	1/1	0.95	0.09	49,49,49,49	0
54	MG	2A	3607	1/1	0.95	0.08	64,64,64,64	0
54	MG	1A	3790	1/1	0.95	0.07	48,48,48,48	0
54	MG	1A	3315	1/1	0.95	0.15	61,61,61,61	0
54	MG	1A	3926	1/1	0.95	0.12	45,45,45,45	0
54	MG	2A	3181	1/1	0.95	0.09	49,49,49,49	0
54	MG	1A	3792	1/1	0.95	0.20	54,54,54,54	0
54	MG	1A	3618	1/1	0.95	0.10	25,25,25,25	0
54	MG	2A	3184	1/1	0.95	0.12	66,66,66,66	0
54	MG	1A	3033	1/1	0.95	0.10	46,46,46,46	0
54	MG	1A	3694	1/1	0.95	0.18	41,41,41,41	0
54	MG	2A	3003	1/1	0.95	0.07	57,57,57,57	0
54	MG	2A	3397	1/1	0.95	0.19	54,54,54,54	0
54	MG	1A	3489	1/1	0.95	0.08	57,57,57,57	0
54	MG	2A	3189	1/1	0.95	0.10	48,48,48,48	0
54	MG	2a	3051	1/1	0.95	0.28	58,58,58,58	0
54	MG	2A	3190	1/1	0.95	0.25	69,69,69,69	0

Continued on next page...

Continued from previous page...

Mol	Type	Chain	Res	Atoms	RSCC	RSR	B-factors(\AA^2)	Q<0.9
54	MG	2A	3006	1/1	0.95	0.12	51,51,51,51	0
54	MG	2A	3403	1/1	0.95	0.08	52,52,52,52	0
54	MG	2A	3009	1/1	0.95	0.10	42,42,42,42	0
54	MG	2A	3405	1/1	0.95	0.10	41,41,41,41	0
54	MG	1A	3800	1/1	0.95	0.28	44,44,44,44	0
54	MG	1a	3169	1/1	0.95	0.14	65,65,65,65	0
54	MG	2A	3013	1/1	0.95	0.07	23,23,23,23	0
54	MG	1B	230	1/1	0.95	0.12	62,62,62,62	0
54	MG	1A	3936	1/1	0.95	0.05	28,28,28,28	0
54	MG	1D	302	1/1	0.95	0.10	52,52,52,52	0
54	MG	1A	3318	1/1	0.95	0.09	40,40,40,40	0
54	MG	2A	3022	1/1	0.95	0.26	50,50,50,50	0
54	MG	2A	3202	1/1	0.95	0.14	53,53,53,53	0
54	MG	2a	3067	1/1	0.95	0.07	70,70,70,70	0
54	MG	2A	3203	1/1	0.95	0.12	54,54,54,54	0
54	MG	1a	3174	1/1	0.95	0.15	51,51,51,51	0
54	MG	2A	3639	1/1	0.95	0.07	70,70,70,70	0
54	MG	1A	3491	1/1	0.95	0.06	22,22,22,22	0
54	MG	2A	3206	1/1	0.95	0.10	52,52,52,52	0
54	MG	1a	3176	1/1	0.95	0.08	70,70,70,70	0
54	MG	1A	3940	1/1	0.95	0.07	45,45,45,45	0
54	MG	1D	313	1/1	0.95	0.07	58,58,58,58	0
54	MG	2A	3422	1/1	0.95	0.06	32,32,32,32	0
54	MG	1D	315	1/1	0.95	0.13	44,44,44,44	0
54	MG	2A	3656	1/1	0.95	0.12	71,71,71,71	0
54	MG	1A	3803	1/1	0.95	0.14	50,50,50,50	0
54	MG	1E	307	1/1	0.95	0.12	31,31,31,31	0
54	MG	1A	3699	1/1	0.95	0.06	37,37,37,37	0
54	MG	2A	3428	1/1	0.95	0.09	38,38,38,38	0
54	MG	1A	3943	1/1	0.95	0.07	36,36,36,36	0
54	MG	1F	305	1/1	0.95	0.10	37,37,37,37	0
54	MG	1A	3208	1/1	0.95	0.12	43,43,43,43	0
54	MG	1A	3806	1/1	0.95	0.07	32,32,32,32	0
54	MG	1A	3056	1/1	0.95	0.10	27,27,27,27	0
54	MG	2A	3041	1/1	0.95	0.11	44,44,44,44	0
54	MG	1A	3211	1/1	0.95	0.33	40,40,40,40	0
54	MG	1A	3081	1/1	0.95	0.23	43,43,43,43	0
54	MG	2A	3672	1/1	0.95	0.08	69,69,69,69	0
54	MG	1A	3949	1/1	0.95	0.07	60,60,60,60	0
54	MG	2A	3046	1/1	0.95	0.18	58,58,58,58	0
54	MG	1A	3149	1/1	0.95	0.08	51,51,51,51	0
54	MG	1A	3278	1/1	0.95	0.23	32,32,32,32	0

Continued on next page...

Continued from previous page...

Mol	Type	Chain	Res	Atoms	RSCC	RSR	B-factors(\AA^2)	Q<0.9
54	MG	1A	3815	1/1	0.95	0.30	39,39,39,39	0
54	MG	1A	3047	1/1	0.95	0.17	44,44,44,44	0
54	MG	1A	3328	1/1	0.95	0.08	26,26,26,26	0
54	MG	2A	3052	1/1	0.95	0.13	44,44,44,44	0
54	MG	2a	3104	1/1	0.95	0.10	54,54,54,54	0
54	MG	2A	3053	1/1	0.95	0.08	42,42,42,42	0
54	MG	2A	3688	1/1	0.95	0.10	69,69,69,69	0
54	MG	1A	3329	1/1	0.95	0.05	34,34,34,34	0
54	MG	1A	3439	1/1	0.95	0.15	37,37,37,37	0
54	MG	1A	3714	1/1	0.95	0.06	32,32,32,32	0
54	MG	1N	202	1/1	0.95	0.09	40,40,40,40	0
54	MG	2A	3455	1/1	0.95	0.19	57,57,57,57	0
54	MG	1A	3058	1/1	0.95	0.12	55,55,55,55	0
54	MG	1A	3718	1/1	0.95	0.11	51,51,51,51	0
54	MG	1A	3220	1/1	0.95	0.10	47,47,47,47	0
54	MG	1a	3075	1/1	0.95	0.19	65,65,65,65	0
54	MG	1A	3386	1/1	0.95	0.10	36,36,36,36	0
54	MG	2A	3064	1/1	0.95	0.08	43,43,43,43	0
54	MG	2A	3244	1/1	0.95	0.18	46,46,46,46	0
54	MG	1A	3722	1/1	0.95	0.09	30,30,30,30	0
54	MG	1A	3573	1/1	0.95	0.12	37,37,37,37	0
54	MG	2A	3465	1/1	0.95	0.11	64,64,64,64	0
54	MG	2A	3707	1/1	0.95	0.07	60,60,60,60	0
54	MG	1A	3335	1/1	0.95	0.10	51,51,51,51	0
54	MG	2A	3069	1/1	0.95	0.11	50,50,50,50	0
54	MG	1A	3726	1/1	0.95	0.19	39,39,39,39	0
54	MG	1A	3833	1/1	0.95	0.10	49,49,49,49	0
54	MG	1Q	205	1/1	0.95	0.15	58,58,58,58	0
54	MG	1a	3214	1/1	0.95	0.07	74,74,74,74	0
54	MG	2A	3079	1/1	0.95	0.11	62,62,62,62	0
54	MG	1R	201	1/1	0.95	0.17	43,43,43,43	0
54	MG	2a	3132	1/1	0.95	0.15	60,60,60,60	0
54	MG	1A	3835	1/1	0.95	0.14	49,49,49,49	0
54	MG	2A	3719	1/1	0.95	0.10	71,71,71,71	0
54	MG	1A	3446	1/1	0.95	0.05	25,25,25,25	0
54	MG	1A	3222	1/1	0.95	0.12	36,36,36,36	0
54	MG	2A	3264	1/1	0.95	0.11	60,60,60,60	0
54	MG	1A	3338	1/1	0.95	0.15	54,54,54,54	0
54	MG	1T	202	1/1	0.95	0.07	57,57,57,57	0
54	MG	2A	3270	1/1	0.95	0.18	48,48,48,48	0
54	MG	2A	3271	1/1	0.95	0.32	50,50,50,50	0
54	MG	2A	3087	1/1	0.95	0.20	44,44,44,44	0

Continued on next page...

Continued from previous page...

Mol	Type	Chain	Res	Atoms	RSCC	RSR	B-factors(\AA^2)	Q<0.9
54	MG	1A	3731	1/1	0.95	0.07	22,22,22,22	0
54	MG	2a	3152	1/1	0.95	0.12	69,69,69,69	0
54	MG	2A	3089	1/1	0.95	0.14	40,40,40,40	0
54	MG	1A	3732	1/1	0.95	0.06	52,52,52,52	0
54	MG	2A	3489	1/1	0.95	0.07	34,34,34,34	0
54	MG	1A	3225	1/1	0.95	0.12	37,37,37,37	0
54	MG	1U	202	1/1	0.95	0.13	36,36,36,36	0
54	MG	1A	3186	1/1	0.95	0.21	35,35,35,35	0
54	MG	2a	3160	1/1	0.95	0.11	67,67,67,67	0
54	MG	1A	3646	1/1	0.95	0.10	58,58,58,58	0
54	MG	1A	3232	1/1	0.95	0.27	42,42,42,42	0
54	MG	1A	3849	1/1	0.95	0.11	31,31,31,31	0
54	MG	2A	3283	1/1	0.95	0.19	58,58,58,58	0
54	MG	2A	3742	1/1	0.95	0.07	52,52,52,52	0
54	MG	1A	3648	1/1	0.95	0.10	36,36,36,36	0
54	MG	1A	3742	1/1	0.95	0.09	28,28,28,28	0
54	MG	1A	3519	1/1	0.95	0.06	57,57,57,57	0
54	MG	2a	3171	1/1	0.95	0.07	78,78,78,78	0
54	MG	2B	204	1/1	0.95	0.34	64,64,64,64	0
54	MG	1A	3988	1/1	0.95	0.15	36,36,36,36	0
54	MG	2A	3289	1/1	0.95	0.06	37,37,37,37	0
54	MG	2A	3104	1/1	0.95	0.15	56,56,56,56	0
54	MG	2A	3291	1/1	0.95	0.12	23,23,23,23	0
54	MG	2A	3293	1/1	0.95	0.12	40,40,40,40	0
54	MG	2A	3296	1/1	0.95	0.07	51,51,51,51	0
54	MG	1A	3521	1/1	0.95	0.30	28,28,28,28	0
54	MG	10	103	1/1	0.95	0.14	58,58,58,58	0
54	MG	10	104	1/1	0.95	0.10	51,51,51,51	0
54	MG	1A	3342	1/1	0.95	0.08	31,31,31,31	0
54	MG	1A	3585	1/1	0.95	0.18	60,60,60,60	0
54	MG	1A	3748	1/1	0.95	0.07	50,50,50,50	0
54	MG	2B	217	1/1	0.95	0.07	70,70,70,70	0
54	MG	11	101	1/1	0.95	0.14	48,48,48,48	0
54	MG	2f	201	1/1	0.95	0.15	55,55,55,55	0
54	MG	2D	304	1/1	0.95	0.32	45,45,45,45	0
54	MG	2D	306	1/1	0.95	0.23	52,52,52,52	0
54	MG	2t	201	1/1	0.95	0.21	49,49,49,49	0
54	MG	2D	307	1/1	0.95	0.14	65,65,65,65	0
54	MG	1A	3861	1/1	0.95	0.10	43,43,43,43	0
54	MG	11	104	1/1	0.95	0.07	32,32,32,32	0
54	MG	13	102	1/1	0.95	0.09	45,45,45,45	0
54	MG	2E	301	1/1	0.95	0.31	49,49,49,49	0

Continued on next page...

Continued from previous page...

Mol	Type	Chain	Res	Atoms	RSCC	RSR	B-factors(\AA^2)	Q<0.9
54	MG	1A	3292	1/1	0.95	0.07	48,48,48,48	0
54	MG	1A	3344	1/1	0.95	0.08	54,54,54,54	0
54	MG	1A	3864	1/1	0.95	0.07	44,44,44,44	0
54	MG	1A	3294	1/1	0.95	0.14	57,57,57,57	0
54	MG	2F	303	1/1	0.95	0.19	53,53,53,53	0
54	MG	2F	304	1/1	0.95	0.21	44,44,44,44	0
54	MG	1A	3457	1/1	0.95	0.13	56,56,56,56	0
54	MG	2A	3122	1/1	0.95	0.07	49,49,49,49	0
54	MG	2A	3123	1/1	0.95	0.24	49,49,49,49	0
54	MG	1A	3178	1/1	0.96	0.24	41,41,41,41	0
54	MG	1A	3939	1/1	0.96	0.07	54,54,54,54	0
54	MG	1A	3087	1/1	0.96	0.06	42,42,42,42	0
54	MG	1A	3113	1/1	0.96	0.31	41,41,41,41	0
54	MG	2A	3253	1/1	0.96	0.26	56,56,56,56	0
54	MG	2A	3429	1/1	0.96	0.11	62,62,62,62	0
54	MG	2a	3019	1/1	0.96	0.08	47,47,47,47	0
54	MG	1a	3255	1/1	0.96	0.05	64,64,64,64	0
54	MG	1A	3147	1/1	0.96	0.06	35,35,35,35	0
54	MG	1A	3226	1/1	0.96	0.24	37,37,37,37	0
54	MG	1A	3751	1/1	0.96	0.10	41,41,41,41	0
54	MG	1A	3357	1/1	0.96	0.10	20,20,20,20	0
54	MG	1A	3114	1/1	0.96	0.16	44,44,44,44	0
54	MG	1a	3262	1/1	0.96	0.07	50,50,50,50	0
54	MG	1A	3476	1/1	0.96	0.11	43,43,43,43	0
54	MG	1a	3133	1/1	0.96	0.09	40,40,40,40	0
54	MG	1A	3185	1/1	0.96	0.13	40,40,40,40	0
54	MG	1a	3013	1/1	0.96	0.14	61,61,61,61	0
54	MG	2A	3268	1/1	0.96	0.14	51,51,51,51	0
54	MG	2A	3269	1/1	0.96	0.13	37,37,37,37	0
54	MG	1a	3014	1/1	0.96	0.11	61,61,61,61	0
54	MG	1A	3118	1/1	0.96	0.10	39,39,39,39	0
54	MG	1A	3479	1/1	0.96	0.09	34,34,34,34	0
54	MG	1D	304	1/1	0.96	0.07	42,42,42,42	0
54	MG	1A	3074	1/1	0.96	0.29	31,31,31,31	0
54	MG	1A	3089	1/1	0.96	0.17	39,39,39,39	0
54	MG	1A	3844	1/1	0.96	0.10	53,53,53,53	0
54	MG	2A	3452	1/1	0.96	0.07	35,35,35,35	0
54	MG	1A	3845	1/1	0.96	0.11	44,44,44,44	0
54	MG	1D	314	1/1	0.96	0.16	59,59,59,59	0
54	MG	1A	3304	1/1	0.96	0.17	41,41,41,41	0
54	MG	1d	301	1/1	0.96	0.24	70,70,70,70	0
54	MG	2A	3281	1/1	0.96	0.07	64,64,64,64	0

Continued on next page...

Continued from previous page...

Mol	Type	Chain	Res	Atoms	RSCC	RSR	B-factors(Å ²)	Q<0.9
54	MG	1a	3026	1/1	0.96	0.07	48,48,48,48	0
54	MG	1E	304	1/1	0.96	0.13	35,35,35,35	0
54	MG	1A	3683	1/1	0.96	0.10	57,57,57,57	0
54	MG	1e	201	1/1	0.96	0.07	58,58,58,58	0
54	MG	1A	3483	1/1	0.96	0.06	26,26,26,26	0
54	MG	2A	3130	1/1	0.96	0.22	44,44,44,44	0
54	MG	1A	3959	1/1	0.96	0.13	43,43,43,43	0
54	MG	1A	3960	1/1	0.96	0.10	56,56,56,56	0
54	MG	1F	303	1/1	0.96	0.23	36,36,36,36	0
54	MG	2a	3055	1/1	0.96	0.11	49,49,49,49	0
54	MG	1A	3484	1/1	0.96	0.06	45,45,45,45	0
54	MG	2A	3295	1/1	0.96	0.13	47,47,47,47	0
54	MG	1A	3076	1/1	0.96	0.18	39,39,39,39	0
54	MG	1F	309	1/1	0.96	0.18	26,26,26,26	0
54	MG	1A	3851	1/1	0.96	0.06	45,45,45,45	0
54	MG	1F	312	1/1	0.96	0.08	38,38,38,38	0
54	MG	1A	3247	1/1	0.96	0.16	37,37,37,37	0
54	MG	1F	314	1/1	0.96	0.27	47,47,47,47	0
54	MG	2A	3683	1/1	0.96	0.05	49,49,49,49	0
54	MG	1A	3077	1/1	0.96	0.17	45,45,45,45	0
54	MG	1A	3617	1/1	0.96	0.19	57,57,57,57	0
54	MG	1A	3968	1/1	0.96	0.10	31,31,31,31	0
54	MG	1A	3769	1/1	0.96	0.06	40,40,40,40	0
54	MG	1A	3078	1/1	0.96	0.10	38,38,38,38	0
54	MG	2A	3151	1/1	0.96	0.15	44,44,44,44	0
54	MG	2A	3484	1/1	0.96	0.08	42,42,42,42	0
54	MG	1A	3193	1/1	0.96	0.11	34,34,34,34	0
54	MG	1A	3772	1/1	0.96	0.07	39,39,39,39	0
54	MG	2A	3313	1/1	0.96	0.05	25,25,25,25	0
54	MG	2A	3314	1/1	0.96	0.21	67,67,67,67	0
54	MG	1A	3003	1/1	0.96	0.06	29,29,29,29	0
54	MG	1G	204	1/1	0.96	0.13	49,49,49,49	0
54	MG	1A	3196	1/1	0.96	0.14	63,63,63,63	0
54	MG	2A	3159	1/1	0.96	0.15	57,57,57,57	0
54	MG	2A	3319	1/1	0.96	0.09	51,51,51,51	0
54	MG	1A	3313	1/1	0.96	0.16	45,45,45,45	0
54	MG	2A	3496	1/1	0.96	0.08	63,63,63,63	0
54	MG	2A	3705	1/1	0.96	0.07	68,68,68,68	0
54	MG	2A	3497	1/1	0.96	0.12	41,41,41,41	0
54	MG	1A	3776	1/1	0.96	0.09	51,51,51,51	0
54	MG	1A	3559	1/1	0.96	0.09	60,60,60,60	0
54	MG	1a	3054	1/1	0.96	0.06	42,42,42,42	0

Continued on next page...

Continued from previous page...

Mol	Type	Chain	Res	Atoms	RSCC	RSR	B-factors(\AA^2)	Q<0.9
54	MG	1A	3161	1/1	0.96	0.10	37,37,37,37	0
54	MG	2A	3165	1/1	0.96	0.27	46,46,46,46	0
54	MG	1A	3096	1/1	0.96	0.12	46,46,46,46	0
54	MG	2A	3167	1/1	0.96	0.14	39,39,39,39	0
54	MG	2A	3331	1/1	0.96	0.10	53,53,53,53	0
54	MG	2a	3095	1/1	0.96	0.07	71,71,71,71	0
54	MG	1A	3562	1/1	0.96	0.19	40,40,40,40	0
54	MG	2a	3097	1/1	0.96	0.06	72,72,72,72	0
54	MG	1A	3256	1/1	0.96	0.14	45,45,45,45	0
54	MG	1A	3498	1/1	0.96	0.06	47,47,47,47	0
54	MG	1P	206	1/1	0.96	0.12	49,49,49,49	0
54	MG	1a	3061	1/1	0.96	0.11	69,69,69,69	0
54	MG	2A	3722	1/1	0.96	0.07	50,50,50,50	0
54	MG	1A	3877	1/1	0.96	0.12	64,64,64,64	0
54	MG	2A	3513	1/1	0.96	0.18	45,45,45,45	0
54	MG	2A	3174	1/1	0.96	0.15	44,44,44,44	0
54	MG	1A	3878	1/1	0.96	0.05	33,33,33,33	0
54	MG	1A	3163	1/1	0.96	0.08	34,34,34,34	0
54	MG	2a	3108	1/1	0.96	0.13	76,76,76,76	0
54	MG	1A	3259	1/1	0.96	0.24	35,35,35,35	0
54	MG	2A	3178	1/1	0.96	0.07	46,46,46,46	0
54	MG	1A	3066	1/1	0.96	0.31	42,42,42,42	0
54	MG	1A	3440	1/1	0.96	0.07	53,53,53,53	0
54	MG	1A	3129	1/1	0.96	0.32	43,43,43,43	0
54	MG	2A	3349	1/1	0.96	0.11	42,42,42,42	0
54	MG	1A	3884	1/1	0.96	0.11	38,38,38,38	0
54	MG	2A	3031	1/1	0.96	0.11	30,30,30,30	0
54	MG	1A	3203	1/1	0.96	0.24	43,43,43,43	0
54	MG	1A	3572	1/1	0.96	0.09	28,28,28,28	0
54	MG	1A	3712	1/1	0.96	0.08	27,27,27,27	0
54	MG	1A	3130	1/1	0.96	0.17	38,38,38,38	0
54	MG	1A	3895	1/1	0.96	0.14	59,59,59,59	0
54	MG	1T	205	1/1	0.96	0.14	51,51,51,51	0
54	MG	1A	3205	1/1	0.96	0.22	40,40,40,40	0
54	MG	1A	3796	1/1	0.96	0.07	54,54,54,54	0
54	MG	1A	3797	1/1	0.96	0.08	58,58,58,58	0
54	MG	2A	3534	1/1	0.96	0.11	52,52,52,52	0
54	MG	2A	3193	1/1	0.96	0.23	67,67,67,67	0
54	MG	2A	3363	1/1	0.96	0.07	59,59,59,59	0
54	MG	1U	208	1/1	0.96	0.12	39,39,39,39	0
54	MG	1V	201	1/1	0.96	0.19	31,31,31,31	0
54	MG	2A	3541	1/1	0.96	0.09	77,77,77,77	0

Continued on next page...

Continued from previous page...

Mol	Type	Chain	Res	Atoms	RSCC	RSR	B-factors(Å ²)	Q<0.9
54	MG	2A	3542	1/1	0.96	0.07	56,56,56,56	0
54	MG	1A	4001	1/1	0.96	0.05	39,39,39,39	0
54	MG	1A	3798	1/1	0.96	0.07	50,50,50,50	0
54	MG	1A	3901	1/1	0.96	0.07	31,31,31,31	0
54	MG	1A	3269	1/1	0.96	0.10	42,42,42,42	0
54	MG	1A	3510	1/1	0.96	0.10	26,26,26,26	0
54	MG	2a	3140	1/1	0.96	0.06	77,77,77,77	0
54	MG	1W	202	1/1	0.96	0.11	50,50,50,50	0
54	MG	1A	3905	1/1	0.96	0.11	24,24,24,24	0
54	MG	2a	3143	1/1	0.96	0.07	81,81,81,81	0
54	MG	1A	3102	1/1	0.96	0.14	38,38,38,38	0
54	MG	2A	3551	1/1	0.96	0.06	74,74,74,74	0
54	MG	1A	3207	1/1	0.96	0.17	37,37,37,37	0
54	MG	1A	4010	1/1	0.96	0.07	54,54,54,54	0
54	MG	1A	3168	1/1	0.96	0.06	34,34,34,34	0
54	MG	1A	3909	1/1	0.96	0.04	15,15,15,15	0
54	MG	1A	3911	1/1	0.96	0.16	42,42,42,42	0
54	MG	2A	3561	1/1	0.96	0.08	56,56,56,56	0
54	MG	1A	3913	1/1	0.96	0.09	53,53,53,53	0
54	MG	2A	3385	1/1	0.96	0.15	69,69,69,69	0
54	MG	2a	3158	1/1	0.96	0.14	55,55,55,55	0
54	MG	2F	301	1/1	0.96	0.16	48,48,48,48	0
54	MG	1A	3273	1/1	0.96	0.28	46,46,46,46	0
54	MG	11	102	1/1	0.96	0.08	54,54,54,54	0
54	MG	1A	3275	1/1	0.96	0.13	55,55,55,55	0
54	MG	2A	3389	1/1	0.96	0.12	48,48,48,48	0
54	MG	1A	3394	1/1	0.96	0.06	24,24,24,24	0
54	MG	1A	3807	1/1	0.96	0.04	35,35,35,35	0
54	MG	1A	3277	1/1	0.96	0.13	36,36,36,36	0
54	MG	1A	3209	1/1	0.96	0.39	39,39,39,39	0
54	MG	2A	3575	1/1	0.96	0.08	56,56,56,56	0
54	MG	2A	3066	1/1	0.96	0.10	50,50,50,50	0
54	MG	1A	3586	1/1	0.96	0.08	24,24,24,24	0
54	MG	2a	3173	1/1	0.96	0.06	62,62,62,62	0
54	MG	2Q	201	1/1	0.96	0.09	56,56,56,56	0
54	MG	1a	3228	1/1	0.96	0.08	65,65,65,65	0
54	MG	2a	3178	1/1	0.96	0.07	67,67,67,67	0
54	MG	15	102	1/1	0.96	0.08	38,38,38,38	0
54	MG	15	104	1/1	0.96	0.16	40,40,40,40	0
54	MG	1A	3169	1/1	0.96	0.13	33,33,33,33	0
54	MG	2A	3583	1/1	0.96	0.05	65,65,65,65	0
54	MG	2A	3075	1/1	0.96	0.09	48,48,48,48	0

Continued on next page...

Continued from previous page...

Mol	Type	Chain	Res	Atoms	RSCC	RSR	B-factors(\AA^2)	Q<0.9
54	MG	2A	3224	1/1	0.96	0.10	64,64,64,64	0
54	MG	1A	3924	1/1	0.96	0.06	55,55,55,55	0
54	MG	2V	202	1/1	0.96	0.19	49,49,49,49	0
54	MG	2a	3189	1/1	0.96	0.09	64,64,64,64	0
54	MG	2A	3077	1/1	0.96	0.19	56,56,56,56	0
54	MG	2W	202	1/1	0.96	0.10	54,54,54,54	0
54	MG	1A	3082	1/1	0.96	0.26	43,43,43,43	0
54	MG	2A	3593	1/1	0.96	0.07	62,62,62,62	0
54	MG	1A	3136	1/1	0.96	0.07	48,48,48,48	0
54	MG	17	103	1/1	0.96	0.13	38,38,38,38	0
54	MG	17	105	1/1	0.96	0.19	38,38,38,38	0
54	MG	1a	3238	1/1	0.96	0.12	50,50,50,50	0
54	MG	1A	3284	1/1	0.96	0.05	38,38,38,38	0
54	MG	1A	3214	1/1	0.96	0.17	35,35,35,35	0
54	MG	2A	3604	1/1	0.96	0.09	48,48,48,48	0
54	MG	2A	3085	1/1	0.96	0.13	55,55,55,55	0
54	MG	1A	3015	1/1	0.96	0.11	32,32,32,32	0
54	MG	1a	3242	1/1	0.96	0.07	72,72,72,72	0
54	MG	1A	3820	1/1	0.96	0.07	35,35,35,35	0
54	MG	1A	3465	1/1	0.96	0.05	44,44,44,44	0
54	MG	1A	3029	1/1	0.96	0.12	39,39,39,39	0
54	MG	2A	3091	1/1	0.96	0.08	45,45,45,45	0
54	MG	1A	3217	1/1	0.96	0.22	33,33,33,33	0
58	ARG	1B	231	12/12	0.96	0.08	34,50,53,58	0
54	MG	1A	3532	1/1	0.96	0.13	57,57,57,57	0
54	MG	1a	3121	1/1	0.96	0.08	40,40,40,40	0
54	MG	2A	3423	1/1	0.96	0.11	53,53,53,53	0
54	MG	1A	3145	1/1	0.97	0.26	40,40,40,40	0
54	MG	1a	3254	1/1	0.97	0.05	61,61,61,61	0
54	MG	1A	3067	1/1	0.97	0.27	35,35,35,35	0
54	MG	1A	3086	1/1	0.97	0.10	37,37,37,37	0
54	MG	2A	3687	1/1	0.97	0.06	36,36,36,36	0
54	MG	1a	3257	1/1	0.97	0.06	63,63,63,63	0
54	MG	1A	3832	1/1	0.97	0.06	38,38,38,38	0
54	MG	1P	205	1/1	0.97	0.09	64,64,64,64	0
54	MG	1A	3040	1/1	0.97	0.07	31,31,31,31	0
54	MG	1A	3834	1/1	0.97	0.07	51,51,51,51	0
54	MG	1A	3221	1/1	0.97	0.14	39,39,39,39	0
54	MG	1A	3279	1/1	0.97	0.31	39,39,39,39	0
54	MG	1A	3044	1/1	0.97	0.15	16,16,16,16	0
54	MG	1A	4013	1/1	0.97	0.10	48,48,48,48	0
54	MG	1A	3621	1/1	0.97	0.09	31,31,31,31	0

Continued on next page...

Continued from previous page...

Mol	Type	Chain	Res	Atoms	RSCC	RSR	B-factors(Å ²)	Q<0.9
54	MG	1A	3563	1/1	0.97	0.11	24,24,24,24	0
54	MG	2A	3700	1/1	0.97	0.10	33,33,33,33	0
54	MG	1A	3281	1/1	0.97	0.11	50,50,50,50	0
54	MG	1A	3187	1/1	0.97	0.15	45,45,45,45	0
54	MG	1A	3388	1/1	0.97	0.09	26,26,26,26	0
54	MG	1A	3336	1/1	0.97	0.05	34,34,34,34	0
54	MG	1A	3073	1/1	0.97	0.21	46,46,46,46	0
54	MG	1A	3120	1/1	0.97	0.08	38,38,38,38	0
54	MG	2A	3231	1/1	0.97	0.13	47,47,47,47	0
54	MG	2A	3232	1/1	0.97	0.11	54,54,54,54	0
54	MG	1a	3276	1/1	0.97	0.19	61,61,61,61	0
54	MG	1a	3050	1/1	0.97	0.20	52,52,52,52	0
54	MG	1A	3228	1/1	0.97	0.19	31,31,31,31	0
54	MG	2A	3102	1/1	0.97	0.10	53,53,53,53	0
54	MG	1A	3512	1/1	0.97	0.04	53,53,53,53	0
54	MG	1A	3393	1/1	0.97	0.12	27,27,27,27	0
54	MG	1U	203	1/1	0.97	0.22	37,37,37,37	0
54	MG	1U	204	1/1	0.97	0.18	51,51,51,51	0
54	MG	1A	3153	1/1	0.97	0.20	39,39,39,39	0
54	MG	1U	206	1/1	0.97	0.18	30,30,30,30	0
54	MG	2A	3398	1/1	0.97	0.06	41,41,41,41	0
54	MG	2A	3111	1/1	0.97	0.09	66,66,66,66	0
54	MG	1U	207	1/1	0.97	0.18	39,39,39,39	0
54	MG	1B	207	1/1	0.97	0.11	50,50,50,50	0
54	MG	1A	3046	1/1	0.97	0.15	52,52,52,52	0
54	MG	1V	203	1/1	0.97	0.09	40,40,40,40	0
54	MG	1A	3703	1/1	0.97	0.05	39,39,39,39	0
54	MG	2A	3728	1/1	0.97	0.10	57,57,57,57	0
54	MG	1A	3855	1/1	0.97	0.10	53,53,53,53	0
54	MG	1B	211	1/1	0.97	0.12	56,56,56,56	0
54	MG	1B	212	1/1	0.97	0.07	47,47,47,47	0
54	MG	2A	3556	1/1	0.97	0.07	62,62,62,62	0
54	MG	1A	3155	1/1	0.97	0.09	34,34,34,34	0
54	MG	1A	3239	1/1	0.97	0.29	32,32,32,32	0
54	MG	1a	3177	1/1	0.97	0.10	69,69,69,69	0
54	MG	1A	3518	1/1	0.97	0.07	57,57,57,57	0
54	MG	2a	3090	1/1	0.97	0.10	61,61,61,61	0
54	MG	2a	3091	1/1	0.97	0.26	54,54,54,54	0
54	MG	1X	101	1/1	0.97	0.08	42,42,42,42	0
54	MG	1A	3398	1/1	0.97	0.05	23,23,23,23	0
54	MG	10	101	1/1	0.97	0.09	39,39,39,39	0
54	MG	1A	3075	1/1	0.97	0.15	42,42,42,42	0

Continued on next page...

Continued from previous page...

Mol	Type	Chain	Res	Atoms	RSCC	RSR	B-factors(\AA^2)	Q<0.9
54	MG	1A	3580	1/1	0.97	0.08	49,49,49,49	0
54	MG	1A	3710	1/1	0.97	0.17	40,40,40,40	0
54	MG	1A	3345	1/1	0.97	0.07	33,33,33,33	0
54	MG	2A	3131	1/1	0.97	0.19	45,45,45,45	0
54	MG	1A	3461	1/1	0.97	0.05	48,48,48,48	0
54	MG	1A	3027	1/1	0.97	0.17	30,30,30,30	0
54	MG	2A	3573	1/1	0.97	0.08	56,56,56,56	0
54	MG	1A	3244	1/1	0.97	0.39	42,42,42,42	0
54	MG	1A	3716	1/1	0.97	0.04	76,76,76,76	0
54	MG	1A	3871	1/1	0.97	0.07	49,49,49,49	0
54	MG	1A	3645	1/1	0.97	0.06	58,58,58,58	0
54	MG	13	101	1/1	0.97	0.11	35,35,35,35	0
54	MG	2A	3007	1/1	0.97	0.06	36,36,36,36	0
54	MG	2A	3141	1/1	0.97	0.08	47,47,47,47	0
54	MG	2A	3008	1/1	0.97	0.09	38,38,38,38	0
54	MG	1A	3873	1/1	0.97	0.09	23,23,23,23	0
54	MG	2A	3584	1/1	0.97	0.05	60,60,60,60	0
54	MG	1A	3245	1/1	0.97	0.14	36,36,36,36	0
54	MG	2D	301	1/1	0.97	0.11	44,44,44,44	0
54	MG	2D	302	1/1	0.97	0.11	51,51,51,51	0
54	MG	2A	3433	1/1	0.97	0.05	61,61,61,61	0
54	MG	1A	3349	1/1	0.97	0.05	25,25,25,25	0
54	MG	2D	305	1/1	0.97	0.11	40,40,40,40	0
54	MG	1A	3720	1/1	0.97	0.04	23,23,23,23	0
54	MG	2A	3591	1/1	0.97	0.08	71,71,71,71	0
54	MG	2A	3284	1/1	0.97	0.08	44,44,44,44	0
54	MG	2A	3148	1/1	0.97	0.07	50,50,50,50	0
54	MG	2A	3014	1/1	0.97	0.07	53,53,53,53	0
54	MG	1A	3246	1/1	0.97	0.26	46,46,46,46	0
54	MG	2E	302	1/1	0.97	0.07	42,42,42,42	0
54	MG	15	103	1/1	0.97	0.21	32,32,32,32	0
54	MG	1a	3089	1/1	0.97	0.12	54,54,54,54	0
54	MG	1A	3352	1/1	0.97	0.13	33,33,33,33	0
54	MG	2A	3601	1/1	0.97	0.11	65,65,65,65	0
54	MG	2A	3154	1/1	0.97	0.07	44,44,44,44	0
54	MG	2A	3020	1/1	0.97	0.11	47,47,47,47	0
54	MG	2A	3021	1/1	0.97	0.05	39,39,39,39	0
54	MG	1D	305	1/1	0.97	0.21	44,44,44,44	0
54	MG	2A	3158	1/1	0.97	0.12	39,39,39,39	0
54	MG	1D	307	1/1	0.97	0.04	36,36,36,36	0
54	MG	1D	308	1/1	0.97	0.13	32,32,32,32	0
54	MG	2A	3301	1/1	0.97	0.09	50,50,50,50	0

Continued on next page...

Continued from previous page...

Mol	Type	Chain	Res	Atoms	RSCC	RSR	B-factors(Å ²)	Q<0.9
54	MG	1a	3094	1/1	0.97	0.15	49,49,49,49	0
54	MG	1D	309	1/1	0.97	0.16	30,30,30,30	0
54	MG	2A	3027	1/1	0.97	0.10	52,52,52,52	0
54	MG	2A	3028	1/1	0.97	0.04	30,30,30,30	0
54	MG	2a	3144	1/1	0.97	0.05	65,65,65,65	0
54	MG	2a	3145	1/1	0.97	0.07	73,73,73,73	0
54	MG	17	101	1/1	0.97	0.10	33,33,33,33	0
54	MG	17	102	1/1	0.97	0.12	37,37,37,37	0
54	MG	1A	3723	1/1	0.97	0.06	37,37,37,37	0
54	MG	17	104	1/1	0.97	0.21	36,36,36,36	0
54	MG	1A	3004	1/1	0.97	0.07	43,43,43,43	0
54	MG	1A	3019	1/1	0.97	0.23	30,30,30,30	0
54	MG	1A	3097	1/1	0.97	0.18	49,49,49,49	0
54	MG	1A	3098	1/1	0.97	0.21	36,36,36,36	0
54	MG	1A	3023	1/1	0.97	0.05	18,18,18,18	0
54	MG	1E	301	1/1	0.97	0.10	31,31,31,31	0
54	MG	2W	201	1/1	0.97	0.31	44,44,44,44	0
54	MG	1E	302	1/1	0.97	0.18	39,39,39,39	0
54	MG	1A	3024	1/1	0.97	0.18	38,38,38,38	0
54	MG	1A	3730	1/1	0.97	0.08	48,48,48,48	0
54	MG	1A	3131	1/1	0.97	0.20	33,33,33,33	0
54	MG	1A	3538	1/1	0.97	0.06	35,35,35,35	0
54	MG	1A	3132	1/1	0.97	0.07	53,53,53,53	0
54	MG	1A	3982	1/1	0.97	0.05	22,22,22,22	0
54	MG	1F	304	1/1	0.97	0.19	39,39,39,39	0
54	MG	2A	3634	1/1	0.97	0.07	64,64,64,64	0
54	MG	2A	3474	1/1	0.97	0.08	42,42,42,42	0
54	MG	2a	3170	1/1	0.97	0.14	51,51,51,51	0
54	MG	2A	3327	1/1	0.97	0.11	49,49,49,49	0
54	MG	1A	3038	1/1	0.97	0.08	37,37,37,37	0
54	MG	1F	307	1/1	0.97	0.13	36,36,36,36	0
54	MG	2a	3174	1/1	0.97	0.15	55,55,55,55	0
54	MG	1A	3736	1/1	0.97	0.07	61,61,61,61	0
54	MG	1A	3104	1/1	0.97	0.08	50,50,50,50	0
54	MG	1A	3170	1/1	0.97	0.11	50,50,50,50	0
54	MG	2A	3644	1/1	0.97	0.06	69,69,69,69	0
54	MG	2A	3648	1/1	0.97	0.06	66,66,66,66	0
54	MG	2A	3649	1/1	0.97	0.05	56,56,56,56	0
54	MG	1A	3260	1/1	0.97	0.07	29,29,29,29	0
54	MG	1A	3741	1/1	0.97	0.12	38,38,38,38	0
54	MG	1A	3816	1/1	0.97	0.27	30,30,30,30	0
54	MG	2a	3012	1/1	0.97	0.07	51,51,51,51	0

Continued on next page...

Continued from previous page...

Mol	Type	Chain	Res	Atoms	RSCC	RSR	B-factors(\AA^2)	Q<0.9
54	MG	1A	3083	1/1	0.97	0.34	39,39,39,39	0
54	MG	1A	3369	1/1	0.97	0.05	28,28,28,28	0
54	MG	2A	3059	1/1	0.97	0.10	50,50,50,50	0
54	MG	1A	3107	1/1	0.97	0.12	30,30,30,30	0
54	MG	1a	3125	1/1	0.97	0.12	49,49,49,49	0
54	MG	1a	3018	1/1	0.97	0.12	50,50,50,50	0
54	MG	1A	3138	1/1	0.97	0.10	36,36,36,36	0
54	MG	2A	3344	1/1	0.97	0.06	56,56,56,56	0
54	MG	2k	201	1/1	0.97	0.12	56,56,56,56	0
54	MG	1A	3427	1/1	0.97	0.06	38,38,38,38	0
54	MG	2A	3346	1/1	0.97	0.09	42,42,42,42	0
54	MG	1A	3912	1/1	0.97	0.04	48,48,48,48	0
54	MG	1A	3140	1/1	0.97	0.10	40,40,40,40	0
54	MG	1A	3016	1/1	0.97	0.22	36,36,36,36	0
54	MG	2A	3668	1/1	0.97	0.04	22,22,22,22	0
54	MG	1A	3213	1/1	0.97	0.16	30,30,30,30	0
54	MG	1A	3109	1/1	0.97	0.17	46,46,46,46	0
54	MG	1a	3248	1/1	0.97	0.06	50,50,50,50	0
54	MG	1A	3917	1/1	0.97	0.06	62,62,62,62	0
54	MG	2A	3674	1/1	0.97	0.06	62,62,62,62	0
54	MG	2A	3074	1/1	0.97	0.04	26,26,26,26	0
54	MG	1A	3180	1/1	0.97	0.15	36,36,36,36	0
54	MG	2A	3679	1/1	0.97	0.08	49,49,49,49	0
54	MG	1A	4002	1/1	0.97	0.05	63,63,63,63	0
54	MG	1A	3322	1/1	0.97	0.10	30,30,30,30	0
59	ZN	1n	103	1/1	0.97	0.05	77,77,77,77	0
59	ZN	2Y	501	1/1	0.97	0.06	88,88,88,88	0
54	MG	2A	3507	1/1	0.97	0.06	59,59,59,59	0
59	ZN	2n	501	1/1	0.97	0.07	92,92,92,92	0
60	SF4	2d	501	8/8	0.97	0.06	66,79,83,84	0
54	MG	1A	3964	1/1	0.98	0.09	58,58,58,58	0
54	MG	1A	3050	1/1	0.98	0.17	36,36,36,36	0
54	MG	1A	3520	1/1	0.98	0.04	31,31,31,31	0
54	MG	1A	3715	1/1	0.98	0.05	52,52,52,52	0
54	MG	1A	3159	1/1	0.98	0.12	33,33,33,33	0
54	MG	1A	3018	1/1	0.98	0.16	33,33,33,33	0
54	MG	2A	3731	1/1	0.98	0.04	41,41,41,41	0
54	MG	15	101	1/1	0.98	0.17	36,36,36,36	0
54	MG	2A	3580	1/1	0.98	0.07	59,59,59,59	0
54	MG	1A	3875	1/1	0.98	0.08	44,44,44,44	0
54	MG	1A	3068	1/1	0.98	0.17	33,33,33,33	0
54	MG	1A	3524	1/1	0.98	0.04	29,29,29,29	0

Continued on next page...

Continued from previous page...

Mol	Type	Chain	Res	Atoms	RSCC	RSR	B-factors(\AA^2)	Q<0.9
54	MG	1A	3141	1/1	0.98	0.05	31,31,31,31	0
54	MG	1A	3650	1/1	0.98	0.04	24,24,24,24	0
54	MG	2A	3586	1/1	0.98	0.13	49,49,49,49	0
54	MG	1A	3351	1/1	0.98	0.07	27,27,27,27	0
54	MG	1A	3142	1/1	0.98	0.06	38,38,38,38	0
54	MG	1A	3404	1/1	0.98	0.04	40,40,40,40	0
54	MG	1A	3069	1/1	0.98	0.05	41,41,41,41	0
54	MG	2A	3324	1/1	0.98	0.05	48,48,48,48	0
54	MG	2A	3454	1/1	0.98	0.04	57,57,57,57	0
54	MG	2A	3325	1/1	0.98	0.07	51,51,51,51	0
54	MG	2A	3595	1/1	0.98	0.04	50,50,50,50	0
54	MG	1A	3062	1/1	0.98	0.10	31,31,31,31	0
54	MG	1F	301	1/1	0.98	0.07	31,31,31,31	0
54	MG	1F	302	1/1	0.98	0.11	35,35,35,35	0
54	MG	1A	3126	1/1	0.98	0.06	35,35,35,35	0
54	MG	1A	3219	1/1	0.98	0.14	39,39,39,39	0
54	MG	2A	3602	1/1	0.98	0.05	64,64,64,64	0
54	MG	1A	3887	1/1	0.98	0.04	33,33,33,33	0
54	MG	1F	306	1/1	0.98	0.16	33,33,33,33	0
54	MG	1A	3410	1/1	0.98	0.05	29,29,29,29	0
54	MG	2A	3334	1/1	0.98	0.10	34,34,34,34	0
54	MG	1A	3893	1/1	0.98	0.07	39,39,39,39	0
54	MG	1A	3307	1/1	0.98	0.14	34,34,34,34	0
54	MG	2A	3103	1/1	0.98	0.06	44,44,44,44	0
54	MG	1A	3661	1/1	0.98	0.09	46,46,46,46	0
54	MG	1A	3896	1/1	0.98	0.05	54,54,54,54	0
54	MG	1A	3111	1/1	0.98	0.13	32,32,32,32	0
54	MG	1A	3808	1/1	0.98	0.07	47,47,47,47	0
54	MG	1A	3809	1/1	0.98	0.08	50,50,50,50	0
54	MG	1A	3112	1/1	0.98	0.11	40,40,40,40	0
54	MG	2A	3110	1/1	0.98	0.05	31,31,31,31	0
54	MG	1A	3734	1/1	0.98	0.07	42,42,42,42	0
54	MG	1A	3194	1/1	0.98	0.13	39,39,39,39	0
54	MG	1a	3204	1/1	0.98	0.04	71,71,71,71	0
54	MG	1A	3264	1/1	0.98	0.17	33,33,33,33	0
54	MG	2A	3004	1/1	0.98	0.04	39,39,39,39	0
54	MG	1A	3539	1/1	0.98	0.06	31,31,31,31	0
54	MG	2E	305	1/1	0.98	0.13	39,39,39,39	0
54	MG	1A	3223	1/1	0.98	0.20	38,38,38,38	0
54	MG	1A	3052	1/1	0.98	0.25	36,36,36,36	0
54	MG	1a	3012	1/1	0.98	0.13	30,30,30,30	0
54	MG	1a	3210	1/1	0.98	0.08	65,65,65,65	0

Continued on next page...

Continued from previous page...

Mol	Type	Chain	Res	Atoms	RSCC	RSR	B-factors(\AA^2)	Q<0.9
54	MG	1A	3740	1/1	0.98	0.03	22,22,22,22	0
54	MG	1A	3365	1/1	0.98	0.07	32,32,32,32	0
54	MG	1A	3910	1/1	0.98	0.05	39,39,39,39	0
54	MG	1A	3268	1/1	0.98	0.18	53,53,53,53	0
54	MG	2A	3015	1/1	0.98	0.18	36,36,36,36	0
54	MG	1A	3367	1/1	0.98	0.08	49,49,49,49	0
54	MG	1A	3672	1/1	0.98	0.04	61,61,61,61	0
54	MG	1A	3101	1/1	0.98	0.27	34,34,34,34	0
54	MG	1A	3746	1/1	0.98	0.14	46,46,46,46	0
54	MG	2P	204	1/1	0.98	0.04	61,61,61,61	0
54	MG	1a	3219	1/1	0.98	0.08	50,50,50,50	0
54	MG	1a	3021	1/1	0.98	0.04	52,52,52,52	0
54	MG	1P	201	1/1	0.98	0.21	32,32,32,32	0
54	MG	1A	3171	1/1	0.98	0.15	29,29,29,29	0
54	MG	1P	203	1/1	0.98	0.10	32,32,32,32	0
54	MG	2A	3642	1/1	0.98	0.04	48,48,48,48	0
54	MG	2A	3246	1/1	0.98	0.36	38,38,38,38	0
54	MG	2A	3645	1/1	0.98	0.05	56,56,56,56	0
54	MG	2A	3646	1/1	0.98	0.07	41,41,41,41	0
54	MG	2A	3247	1/1	0.98	0.23	41,41,41,41	0
54	MG	2A	3374	1/1	0.98	0.09	62,62,62,62	0
54	MG	1A	3675	1/1	0.98	0.09	26,26,26,26	0
54	MG	2A	3376	1/1	0.98	0.07	48,48,48,48	0
54	MG	1A	3826	1/1	0.98	0.05	53,53,53,53	0
54	MG	2A	3250	1/1	0.98	0.19	41,41,41,41	0
54	MG	1A	3676	1/1	0.98	0.07	48,48,48,48	0
54	MG	2A	3380	1/1	0.98	0.04	71,71,71,71	0
54	MG	1A	3423	1/1	0.98	0.04	15,15,15,15	0
54	MG	1A	3317	1/1	0.98	0.06	24,24,24,24	0
54	MG	2a	3147	1/1	0.98	0.10	53,53,53,53	0
54	MG	2a	3148	1/1	0.98	0.09	71,71,71,71	0
54	MG	1A	3150	1/1	0.98	0.25	33,33,33,33	0
54	MG	1A	3487	1/1	0.98	0.07	23,23,23,23	0
54	MG	1A	3229	1/1	0.98	0.18	31,31,31,31	0
54	MG	1A	3230	1/1	0.98	0.21	38,38,38,38	0
54	MG	2A	3663	1/1	0.98	0.12	42,42,42,42	0
54	MG	1A	3274	1/1	0.98	0.05	35,35,35,35	0
54	MG	1a	3234	1/1	0.98	0.10	68,68,68,68	0
54	MG	2A	3147	1/1	0.98	0.14	37,37,37,37	0
54	MG	2A	3261	1/1	0.98	0.15	43,43,43,43	0
54	MG	1A	3929	1/1	0.98	0.05	63,63,63,63	0
54	MG	1A	3115	1/1	0.98	0.14	28,28,28,28	0

Continued on next page...

Continued from previous page...

Mol	Type	Chain	Res	Atoms	RSCC	RSR	B-factors(\AA^2)	Q<0.9
54	MG	2A	3670	1/1	0.98	0.04	56,56,56,56	0
54	MG	1A	3276	1/1	0.98	0.05	30,30,30,30	0
54	MG	1A	3493	1/1	0.98	0.07	46,46,46,46	0
54	MG	2A	3395	1/1	0.98	0.11	43,43,43,43	0
54	MG	1A	3233	1/1	0.98	0.15	37,37,37,37	0
54	MG	1A	3934	1/1	0.98	0.05	58,58,58,58	0
54	MG	2A	3043	1/1	0.98	0.03	22,22,22,22	0
54	MG	1A	3840	1/1	0.98	0.05	45,45,45,45	0
54	MG	2a	3016	1/1	0.98	0.11	49,49,49,49	0
54	MG	1A	3234	1/1	0.98	0.19	36,36,36,36	0
54	MG	1A	3235	1/1	0.98	0.24	28,28,28,28	0
54	MG	1A	3236	1/1	0.98	0.14	24,24,24,24	0
54	MG	1A	3116	1/1	0.98	0.21	35,35,35,35	0
54	MG	1A	3438	1/1	0.98	0.03	30,30,30,30	0
54	MG	1A	3133	1/1	0.98	0.23	31,31,31,31	0
54	MG	2A	3535	1/1	0.98	0.09	44,44,44,44	0
54	MG	1A	3332	1/1	0.98	0.10	32,32,32,32	0
54	MG	2A	3537	1/1	0.98	0.04	60,60,60,60	0
54	MG	1A	3384	1/1	0.98	0.09	43,43,43,43	0
54	MG	1A	3202	1/1	0.98	0.17	36,36,36,36	0
54	MG	1A	3176	1/1	0.98	0.08	28,28,28,28	0
54	MG	2a	3184	1/1	0.98	0.05	63,63,63,63	0
54	MG	1A	3242	1/1	0.98	0.25	33,33,33,33	0
54	MG	1A	3852	1/1	0.98	0.04	44,44,44,44	0
54	MG	1A	3445	1/1	0.98	0.08	32,32,32,32	0
54	MG	1A	3702	1/1	0.98	0.18	42,42,42,42	0
54	MG	1A	3177	1/1	0.98	0.09	33,33,33,33	0
54	MG	2A	3697	1/1	0.98	0.07	46,46,46,46	0
54	MG	1A	3287	1/1	0.98	0.09	23,23,23,23	0
54	MG	1B	222	1/1	0.98	0.04	55,55,55,55	0
54	MG	1A	3005	1/1	0.98	0.09	23,23,23,23	0
54	MG	1A	3778	1/1	0.98	0.06	28,28,28,28	0
54	MG	1A	3859	1/1	0.98	0.10	33,33,33,33	0
54	MG	2A	3292	1/1	0.98	0.07	56,56,56,56	0
54	MG	2A	3552	1/1	0.98	0.09	32,32,32,32	0
54	MG	2A	3554	1/1	0.98	0.04	22,22,22,22	0
54	MG	1A	3091	1/1	0.98	0.05	37,37,37,37	0
54	MG	2A	3294	1/1	0.98	0.08	38,38,38,38	0
54	MG	1A	3291	1/1	0.98	0.09	33,33,33,33	0
54	MG	1A	3957	1/1	0.98	0.07	49,49,49,49	0
54	MG	1A	3007	1/1	0.98	0.08	38,38,38,38	0
54	MG	2A	3298	1/1	0.98	0.12	45,45,45,45	0

Continued on next page...

Continued from previous page...

Mol	Type	Chain	Res	Atoms	RSCC	RSR	B-factors(\AA^2)	Q<0.9
54	MG	1A	3452	1/1	0.98	0.06	60,60,60,60	0
54	MG	2A	3713	1/1	0.98	0.04	55,55,55,55	0
54	MG	1A	3293	1/1	0.98	0.10	42,42,42,42	0
54	MG	1a	3268	1/1	0.98	0.06	61,61,61,61	0
54	MG	2A	3716	1/1	0.98	0.04	76,76,76,76	0
54	MG	2A	3072	1/1	0.98	0.19	38,38,38,38	0
54	MG	2A	3431	1/1	0.98	0.07	39,39,39,39	0
54	MG	2A	3073	1/1	0.98	0.07	46,46,46,46	0
54	MG	2A	3567	1/1	0.98	0.05	50,50,50,50	0
54	MG	1A	3181	1/1	0.98	0.15	35,35,35,35	0
54	MG	1A	3786	1/1	0.98	0.04	68,68,68,68	0
59	ZN	26	501	1/1	0.98	0.04	60,60,60,60	0
59	ZN	29	501	1/1	0.98	0.05	68,68,68,68	0
54	MG	2A	3306	1/1	0.98	0.07	31,31,31,31	0
60	SF4	1d	305	8/8	0.98	0.06	60,63,70,73	0
54	MG	1A	3157	1/1	0.98	0.24	31,31,31,31	0
54	MG	1A	3303	1/1	0.99	0.07	17,17,17,17	0
54	MG	2a	3137	1/1	0.99	0.10	63,63,63,63	0
54	MG	1a	3135	1/1	0.99	0.09	44,44,44,44	0
54	MG	2A	3553	1/1	0.99	0.05	64,64,64,64	0
54	MG	1A	3353	1/1	0.99	0.03	24,24,24,24	0
54	MG	1F	310	1/1	0.99	0.11	35,35,35,35	0
54	MG	1A	3678	1/1	0.99	0.04	44,44,44,44	0
54	MG	1A	3927	1/1	0.99	0.06	43,43,43,43	0
54	MG	1A	3504	1/1	0.99	0.05	19,19,19,19	0
54	MG	1A	3505	1/1	0.99	0.07	23,23,23,23	0
54	MG	1A	3837	1/1	0.99	0.06	25,25,25,25	0
54	MG	1A	3327	1/1	0.99	0.04	21,21,21,21	0
54	MG	2A	3491	1/1	0.99	0.06	45,45,45,45	0
54	MG	1A	3240	1/1	0.99	0.18	33,33,33,33	0
54	MG	1A	3105	1/1	0.99	0.14	34,34,34,34	0
54	MG	1A	3224	1/1	0.99	0.14	36,36,36,36	0
54	MG	1A	3331	1/1	0.99	0.08	38,38,38,38	0
54	MG	1A	3762	1/1	0.99	0.04	43,43,43,43	0
54	MG	2A	3643	1/1	0.99	0.03	66,66,66,66	0
54	MG	1A	3009	1/1	0.99	0.08	30,30,30,30	0
54	MG	2A	3030	1/1	0.99	0.07	37,37,37,37	0
54	MG	1A	3888	1/1	0.99	0.03	50,50,50,50	0
54	MG	2A	3647	1/1	0.99	0.07	42,42,42,42	0
54	MG	2A	3571	1/1	0.99	0.04	51,51,51,51	0
54	MG	1A	3889	1/1	0.99	0.09	48,48,48,48	0
54	MG	1a	3274	1/1	0.99	0.05	61,61,61,61	0

Continued on next page...

Continued from previous page...

Mol	Type	Chain	Res	Atoms	RSCC	RSR	B-factors(\AA^2)	Q<0.9
54	MG	1a	3152	1/1	0.99	0.04	61,61,61,61	0
54	MG	1A	3006	1/1	0.99	0.03	25,25,25,25	0
54	MG	2A	3366	1/1	0.99	0.06	42,42,42,42	0
54	MG	2A	3654	1/1	0.99	0.12	53,53,53,53	0
54	MG	1A	3891	1/1	0.99	0.05	51,51,51,51	0
54	MG	2a	3167	1/1	0.99	0.05	66,66,66,66	0
54	MG	1A	3892	1/1	0.99	0.07	33,33,33,33	0
54	MG	1A	3334	1/1	0.99	0.04	22,22,22,22	0
54	MG	1A	3265	1/1	0.99	0.23	28,28,28,28	0
54	MG	1A	3041	1/1	0.99	0.09	17,17,17,17	0
54	MG	1A	3288	1/1	0.99	0.10	17,17,17,17	0
54	MG	1A	3655	1/1	0.99	0.04	46,46,46,46	0
54	MG	1A	3042	1/1	0.99	0.13	30,30,30,30	0
54	MG	15	105	1/1	0.99	0.10	26,26,26,26	0
54	MG	1A	3043	1/1	0.99	0.15	34,34,34,34	0
54	MG	2a	3177	1/1	0.99	0.05	68,68,68,68	0
54	MG	1D	303	1/1	0.99	0.17	38,38,38,38	0
54	MG	1A	3695	1/1	0.99	0.03	41,41,41,41	0
54	MG	2A	3589	1/1	0.99	0.08	39,39,39,39	0
54	MG	1A	3139	1/1	0.99	0.11	27,27,27,27	0
54	MG	2a	3182	1/1	0.99	0.05	61,61,61,61	0
54	MG	1Q	201	1/1	0.99	0.06	43,43,43,43	0
54	MG	1D	306	1/1	0.99	0.06	15,15,15,15	0
54	MG	1A	3902	1/1	0.99	0.03	52,52,52,52	0
54	MG	1A	3231	1/1	0.99	0.17	33,33,33,33	0
54	MG	1A	3025	1/1	0.99	0.21	34,34,34,34	0
54	MG	1A	3045	1/1	0.99	0.06	23,23,23,23	0
54	MG	2A	3675	1/1	0.99	0.04	42,42,42,42	0
54	MG	1A	3100	1/1	0.99	0.11	32,32,32,32	0
54	MG	1A	3253	1/1	0.99	0.20	26,26,26,26	0
54	MG	2A	3678	1/1	0.99	0.07	61,61,61,61	0
54	MG	1A	3013	1/1	0.99	0.07	22,22,22,22	0
54	MG	2A	3600	1/1	0.99	0.03	40,40,40,40	0
54	MG	1A	3080	1/1	0.99	0.22	33,33,33,33	0
54	MG	1A	3071	1/1	0.99	0.12	33,33,33,33	0
54	MG	1A	3117	1/1	0.99	0.05	21,21,21,21	0
54	MG	1A	3258	1/1	0.99	0.17	35,35,35,35	0
54	MG	1E	303	1/1	0.99	0.10	30,30,30,30	0
54	MG	1A	3784	1/1	0.99	0.09	44,44,44,44	0
54	MG	1A	3463	1/1	0.99	0.03	56,56,56,56	0
54	MG	1E	306	1/1	0.99	0.02	34,34,34,34	0
54	MG	2A	3609	1/1	0.99	0.08	49,49,49,49	0

Continued on next page...

Continued from previous page...

Mol	Type	Chain	Res	Atoms	RSCC	RSR	B-factors(\AA^2)	Q<0.9
54	MG	1A	3867	1/1	0.99	0.04	51,51,51,51	0
54	MG	1A	3464	1/1	0.99	0.08	33,33,33,33	0
54	MG	2A	3262	1/1	0.99	0.07	40,40,40,40	0
54	MG	1A	3869	1/1	0.99	0.05	31,31,31,31	0
54	MG	1A	3433	1/1	0.99	0.03	13,13,13,13	0
54	MG	1A	3969	1/1	0.99	0.05	33,33,33,33	0
54	MG	2A	3266	1/1	0.99	0.07	22,22,22,22	0
54	MG	1A	3092	1/1	0.99	0.02	14,14,14,14	0
59	ZN	1Y	501	1/1	0.99	0.04	63,63,63,63	0
54	MG	1V	202	1/1	0.99	0.10	32,32,32,32	0
59	ZN	15	110	1/1	0.99	0.03	44,44,44,44	0
54	MG	2A	3137	1/1	0.99	0.07	36,36,36,36	0
54	MG	1A	3406	1/1	0.99	0.02	26,26,26,26	0
54	MG	1A	3921	1/1	0.99	0.06	54,54,54,54	0
59	ZN	25	103	1/1	0.99	0.03	63,63,63,63	0
54	MG	2A	3011	1/1	0.99	0.05	36,36,36,36	0
54	MG	1A	3436	1/1	0.99	0.04	46,46,46,46	0
54	MG	1A	3639	1/1	0.99	0.11	33,33,33,33	0
54	MG	2a	3134	1/1	0.99	0.05	63,63,63,63	0
54	MG	2A	3480	1/1	0.99	0.05	47,47,47,47	0
54	MG	2A	3365	1/1	1.00	0.05	36,36,36,36	0
59	ZN	16	501	1/1	1.00	0.06	42,42,42,42	0
59	ZN	19	103	1/1	1.00	0.04	42,42,42,42	0
54	MG	1A	3614	1/1	1.00	0.11	32,32,32,32	0
54	MG	1A	3470	1/1	1.00	0.07	45,45,45,45	0
54	MG	2A	3361	1/1	1.00	0.07	43,43,43,43	0

6.5 Other polymers [\(i\)](#)

There are no such residues in this entry.