



Full wwPDB EM Validation Report ⓘ

Mar 5, 2026 – 07:59 PM UTC

PDB ID : 7FDB / pdb_00007fdb
EMDB ID : EMD-31539
Title : CryoEM Structures of Reconstituted V-ATPase,State2
Authors : Khan, M.M.; Lee, S.; Oot, R.A.; Couch-Cardel, S.; KIm, H.; Wilkens, S.; Roh, S.H.
Deposited on : 2021-07-16
Resolution : 4.80 Å(reported)

This is a Full wwPDB EM Validation Report for a publicly released PDB entry.

We welcome your comments at validation@mail.wwpdb.org

A user guide is available at

<https://www.wwpdb.org/validation/2017/EMValidationReportHelp>

with specific help available everywhere you see the ⓘ symbol.

The types of validation reports are described at

<http://www.wwpdb.org/validation/2017/FAQs#types>.

The following versions of software and data (see [references ⓘ](#)) were used in the production of this report:

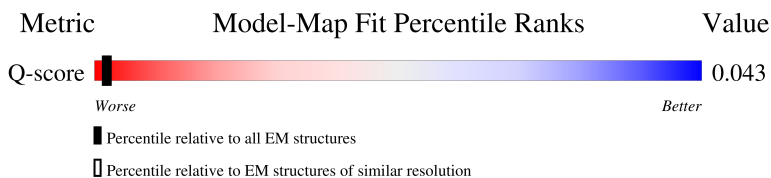
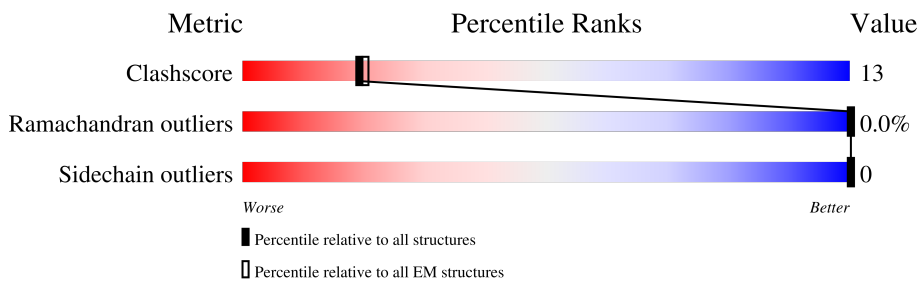
EMDB validation analysis : 0.0.1.dev132
MolProbity : 4-5-2 with Phenix2.0
Percentile statistics : 20250101.v01 (using entries in the PDB archive January 1st 2025)
EM percentile statistics : 202505.v01 (Using data in the EMDB archive up until May 2025)
MapQ : 1.9.13
Ideal geometry (proteins) : Engh & Huber (2001)
Ideal geometry (DNA, RNA) : Parkinson et al. (1996)
Validation Pipeline (wwPDB-VP) : 2.49

1 Overall quality at a glance

The following experimental techniques were used to determine the structure:
ELECTRON MICROSCOPY

The reported resolution of this entry is 4.80 Å.

Percentile scores (ranging between 0-100) for global validation metrics of the entry are shown in the following graphic. The table shows the number of entries on which the scores are based.



Metric	Whole archive (#Entries)	EM structures (#Entries)	Similar EM resolution (#Entries, resolution range(Å))
Clashscore	229148	23984	-
Ramachandran outliers	224038	23583	-
Sidechain outliers	223484	23102	-
Q-score	-	25397	1575 (4.30 - 5.30)

The table below summarises the geometric issues observed across the polymeric chains and their fit to the map. The red, orange, yellow and green segments of the bar indicate the fraction of residues that contain outliers for ≥ 3 , 2, 1 and 0 types of geometric quality criteria respectively. A grey segment represents the fraction of residues that are not modelled. The numeric value for each fraction is indicated below the corresponding segment, with a dot representing fractions $\leq 5\%$. The upper red bar (where present) indicates the fraction of residues that have poor fit to the EM map (all-atom inclusion $< 40\%$). The numeric value is given above the bar.

Mol	Chain	Length	Quality of chain
1	A	617	
1	C	617	
1	E	617	
2	B	517	



Continued on next page...

Continued from previous page...

Mol	Chain	Length	Quality of chain
2	D	517	38% 73% 18% 9%
2	F	517	40% 72% 19% 9%
3	G	233	45% 77% 19%
3	I	233	24% 82% 15%
3	K	233	35% 75% 22%
4	H	122	55% 79% 11% 9%
4	J	122	33% 66% 25% 9%
4	L	122	34% 70% 21% 9%
5	M	256	33% 65% 20% 15%
6	N	118	33% 69% 29%
7	O	392	53% 68% 32%
8	P	469	76% 40% 56%
9	Q	840	42% 53% 36% 11%
10	S	345	65% 75% 25%
11	T	213	71% 65% 29% 6%
12	U	164	80% 69% 27%
13	V	160	71% 67% 32%
13	W	160	57% 61% 38%
13	X	160	60% 71% 28%
13	Y	160	68% 78% 22%
13	Z	160	72% 62% 37%
13	a	160	60% 71% 28%
13	b	160	41% 59% 41%
13	c	160	56% 68% 32%
14	d	73	53% 64% 30% 5%

Continued on next page...

Continued from previous page...

Mol	Chain	Length	Quality of chain
15	e	265	
16	f	85	

2 Entry composition i

There are 16 unique types of molecules in this entry. The entry contains 64497 atoms, of which 0 are hydrogens and 0 are deuteriums.

In the tables below, the AltConf column contains the number of residues with at least one atom in alternate conformation and the Trace column contains the number of residues modelled with at most 2 atoms.

- Molecule 1 is a protein called Yeast Vacuolar ATPase A subunit.

Mol	Chain	Residues	Atoms					AltConf	Trace
			Total	C	N	O	S		
1	A	594	Total	C	N	O	S	0	0
			4586	2909	761	896	20		
1	C	594	Total	C	N	O	S	0	0
			4586	2909	761	896	20		
1	E	594	Total	C	N	O	S	0	0
			4586	2909	761	896	20		

- Molecule 2 is a protein called V-type proton ATPase subunit B.

Mol	Chain	Residues	Atoms					AltConf	Trace
			Total	C	N	O	S		
2	B	470	Total	C	N	O	S	0	0
			3699	2342	633	712	12		
2	D	471	Total	C	N	O	S	0	0
			3706	2347	634	713	12		
2	F	468	Total	C	N	O	S	0	0
			3681	2332	631	706	12		

- Molecule 3 is a protein called V-type proton ATPase subunit E.

Mol	Chain	Residues	Atoms					AltConf	Trace
			Total	C	N	O	S		
3	G	225	Total	C	N	O	S	0	0
			1802	1131	309	357	5		
3	I	225	Total	C	N	O	S	0	0
			1802	1131	309	357	5		
3	K	225	Total	C	N	O	S	0	0
			1802	1131	309	357	5		

- Molecule 4 is a protein called V-type proton ATPase subunit G.

Mol	Chain	Residues	Atoms				AltConf	Trace
			Total	C	N	O		
4	H	111	Total	C	N	O	0	0
			871	546	153	172		

Continued on next page...

Continued from previous page...

Mol	Chain	Residues	Atoms				AltConf	Trace
4	J	111	Total	C	N	O	0	0
			871	546	153	172		
4	L	111	Total	C	N	O	0	0
			871	546	153	172		

- Molecule 5 is a protein called V-type proton ATPase subunit D.

Mol	Chain	Residues	Atoms					AltConf	Trace
5	M	218	Total	C	N	O	S	0	0
			1756	1100	315	336	5		

- Molecule 6 is a protein called V-type proton ATPase subunit F.

Mol	Chain	Residues	Atoms				AltConf	Trace
6	N	115	Total	C	N	O	0	0
			928	589	157	182		

- Molecule 7 is a protein called V-type proton ATPase subunit C.

Mol	Chain	Residues	Atoms					AltConf	Trace
7	O	392	Total	C	N	O	S	0	0
			3121	2005	516	595	5		

- Molecule 8 is a protein called Fusion of yeast V-type proton ATPase subunit H(NT) and human V-type proton ATPase subunit H(CT).

Mol	Chain	Residues	Atoms					AltConf	Trace
8	P	452	Total	C	N	O	S	0	0
			3665	2338	632	682	13		

- Molecule 9 is a protein called Yeast Vacuolar ATPase a subunit.

Mol	Chain	Residues	Atoms					AltConf	Trace
9	Q	747	Total	C	N	O	S	0	0
			6069	3960	986	1088	35		

- Molecule 10 is a protein called V-type proton ATPase subunit d.

Mol	Chain	Residues	Atoms					AltConf	Trace
10	S	344	Total	C	N	O	S	0	0
			2793	1774	453	553	13		

- Molecule 11 is a protein called V-type proton ATPase subunit c''.

Mol	Chain	Residues	Atoms					AltConf	Trace
			Total	C	N	O	S		
11	T	200	1492	995	231	259	7	0	0

- Molecule 12 is a protein called V-type proton ATPase subunit c'.

Mol	Chain	Residues	Atoms					AltConf	Trace
			Total	C	N	O	S		
12	U	157	1139	753	179	195	12	0	0

- Molecule 13 is a protein called V-type proton ATPase subunit c.

Mol	Chain	Residues	Atoms					AltConf	Trace
			Total	C	N	O	S		
13	V	159	1140	751	182	199	8	0	0
13	W	159	1140	751	182	199	8	0	0
13	X	159	1140	751	182	199	8	0	0
13	Y	160	1146	754	183	200	9	0	0
13	Z	159	1140	751	182	199	8	0	0
13	a	159	1140	751	182	199	8	0	0
13	b	160	1146	754	183	200	9	0	0
13	c	159	1140	751	182	199	8	0	0

- Molecule 14 is a protein called V-type proton ATPase subunit e.

Mol	Chain	Residues	Atoms					AltConf	Trace
			Total	C	N	O	S		
14	d	69	553	369	91	86	7	0	0

- Molecule 15 is a protein called V0 assembly protein 1.

Mol	Chain	Residues	Atoms					AltConf	Trace
			Total	C	N	O	S		
15	e	52	403	268	59	74	2	0	0

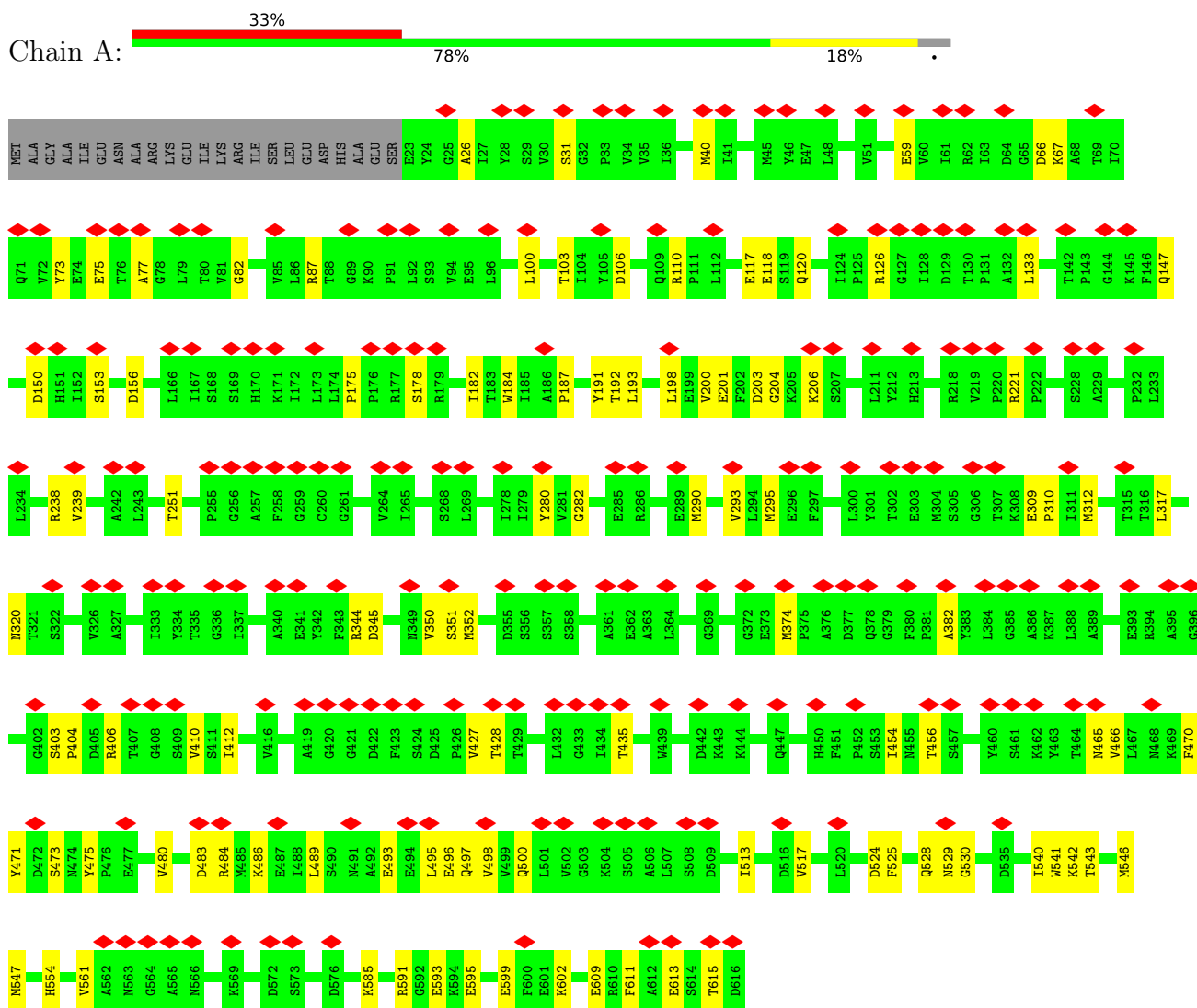
- Molecule 16 is a protein called Yeast Vacuolar ATPase f subunit.

Mol	Chain	Residues	Atoms					AltConf	Trace
			Total	C	N	O	S		
16	f	76	583	386	94	100	3	0	0

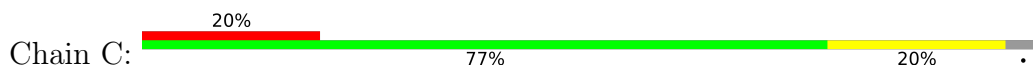
3 Residue-property plots

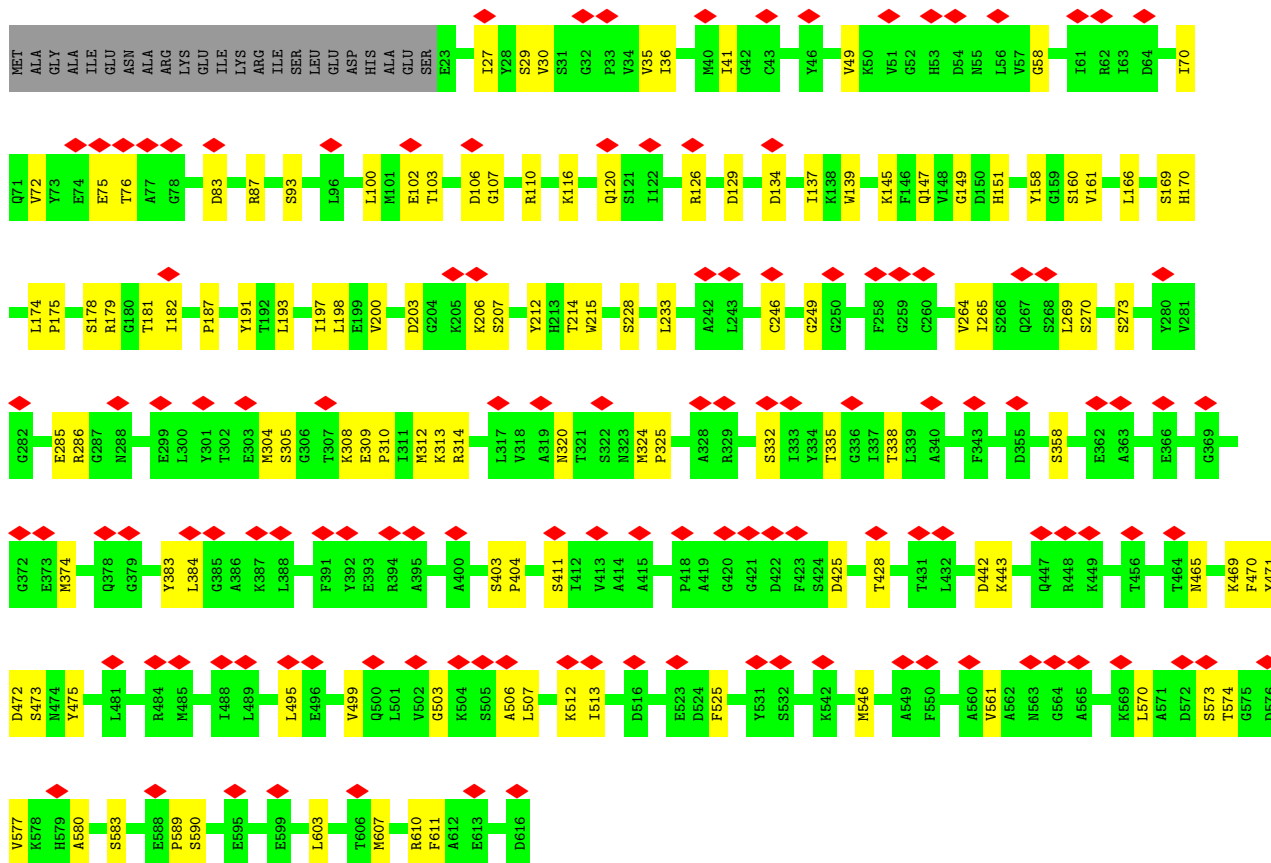
These plots are drawn for all protein, RNA, DNA and oligosaccharide chains in the entry. The first graphic for a chain summarises the proportions of the various outlier classes displayed in the second graphic. The second graphic shows the sequence view annotated by issues in geometry and atom inclusion in map density. Residues are color-coded according to the number of geometric quality criteria for which they contain at least one outlier: green = 0, yellow = 1, orange = 2 and red = 3 or more. A red diamond above a residue indicates a poor fit to the EM map for this residue (all-atom inclusion < 40%). Stretches of 2 or more consecutive residues without any outlier are shown as a green connector. Residues present in the sample, but not in the model, are shown in grey.

- Molecule 1: Yeast Vacuolar ATPase A subunit

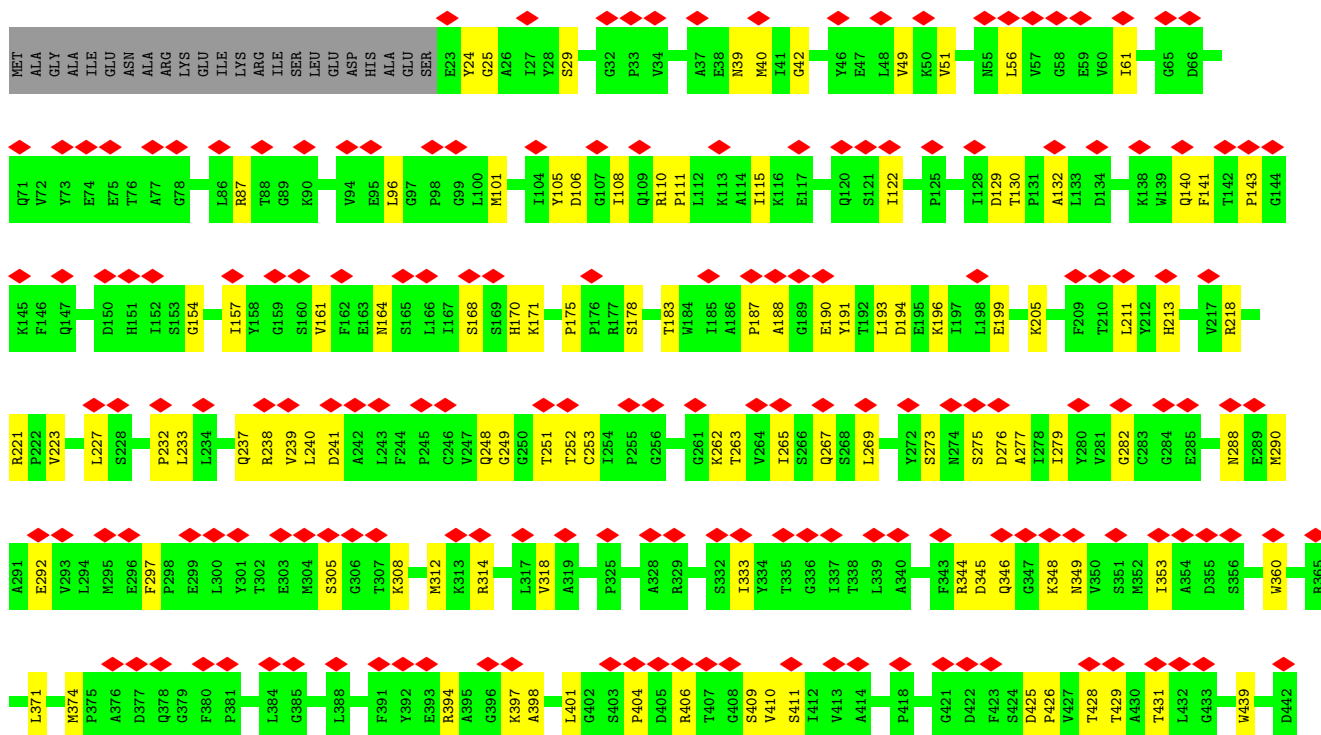
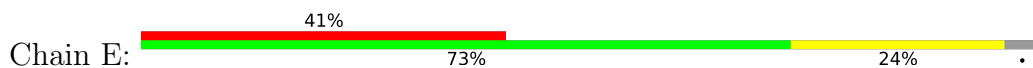


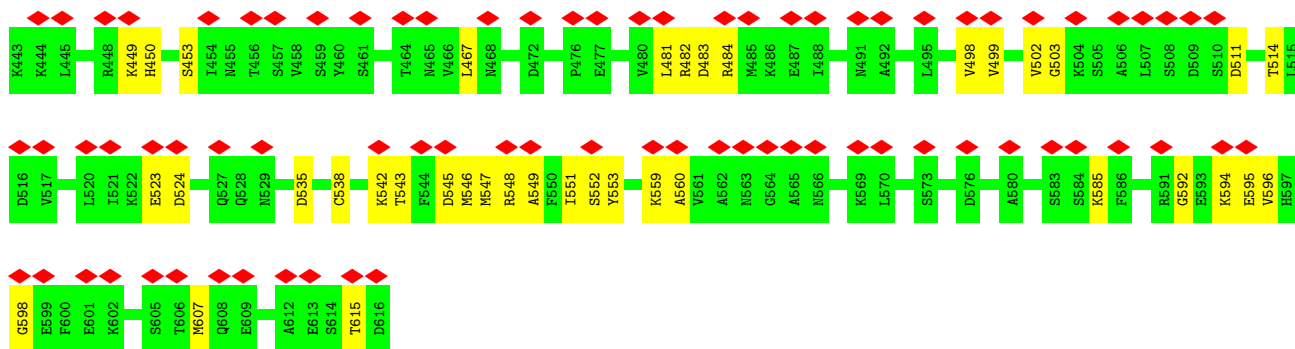
- Molecule 1: Yeast Vacuolar ATPase A subunit



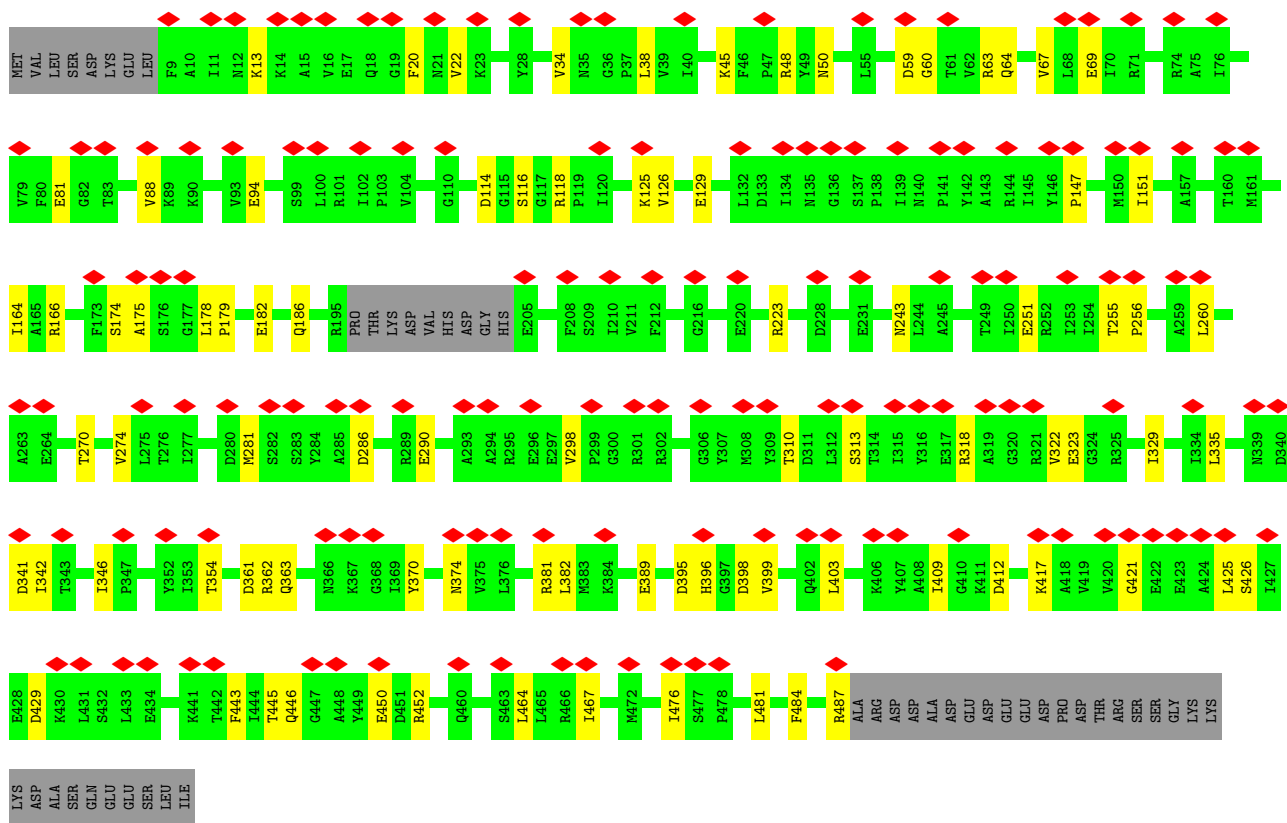
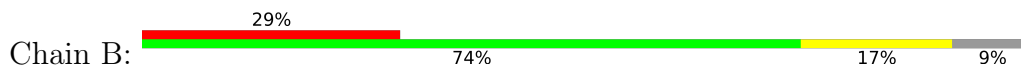


• Molecule 1: Yeast Vacuolar ATPase A subunit

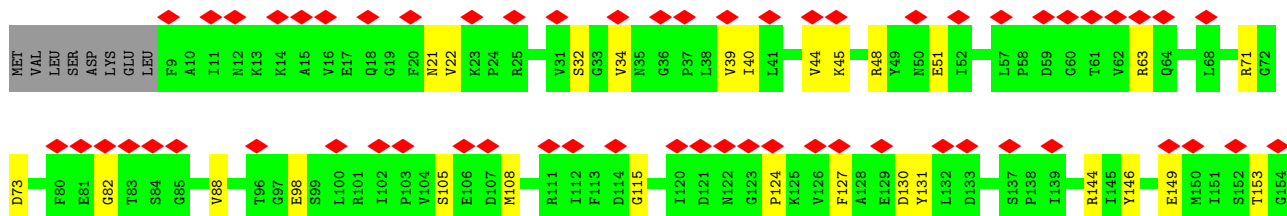
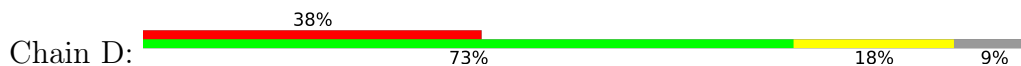




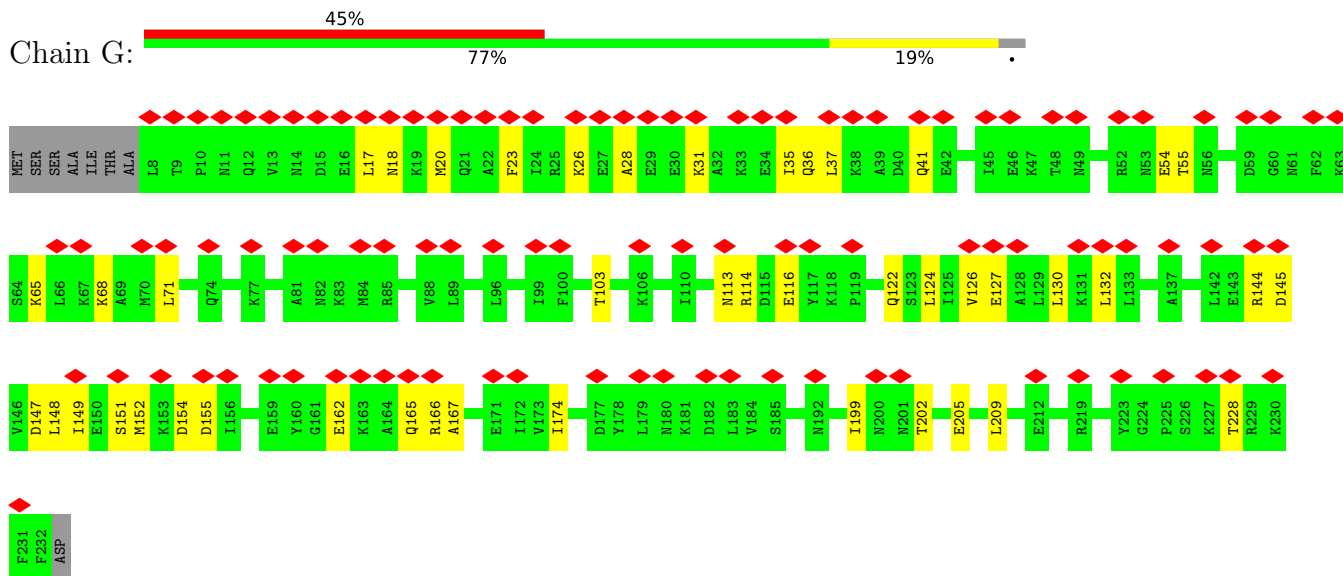
• Molecule 2: V-type proton ATPase subunit B



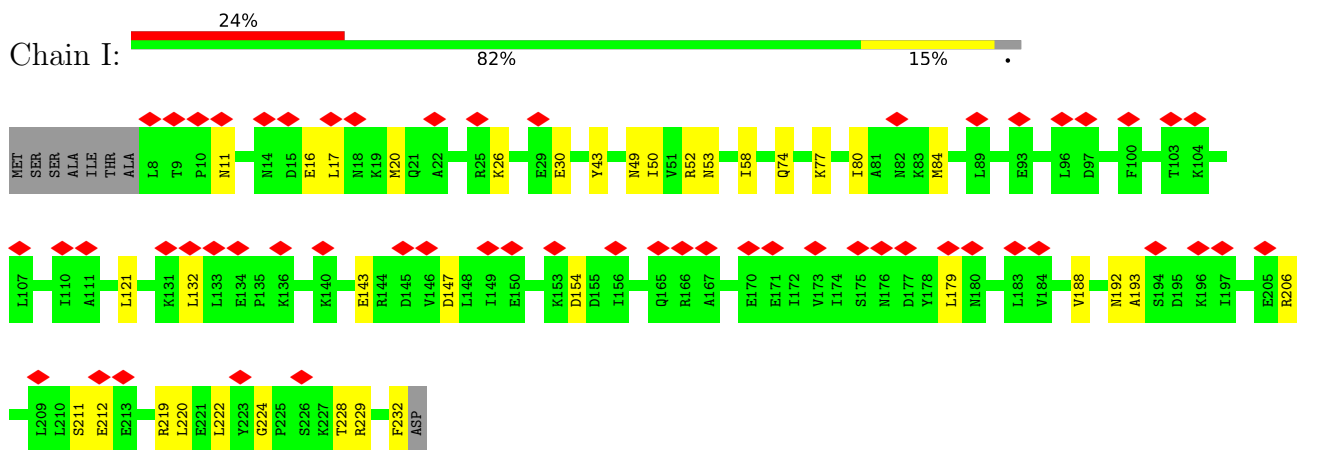
• Molecule 2: V-type proton ATPase subunit B



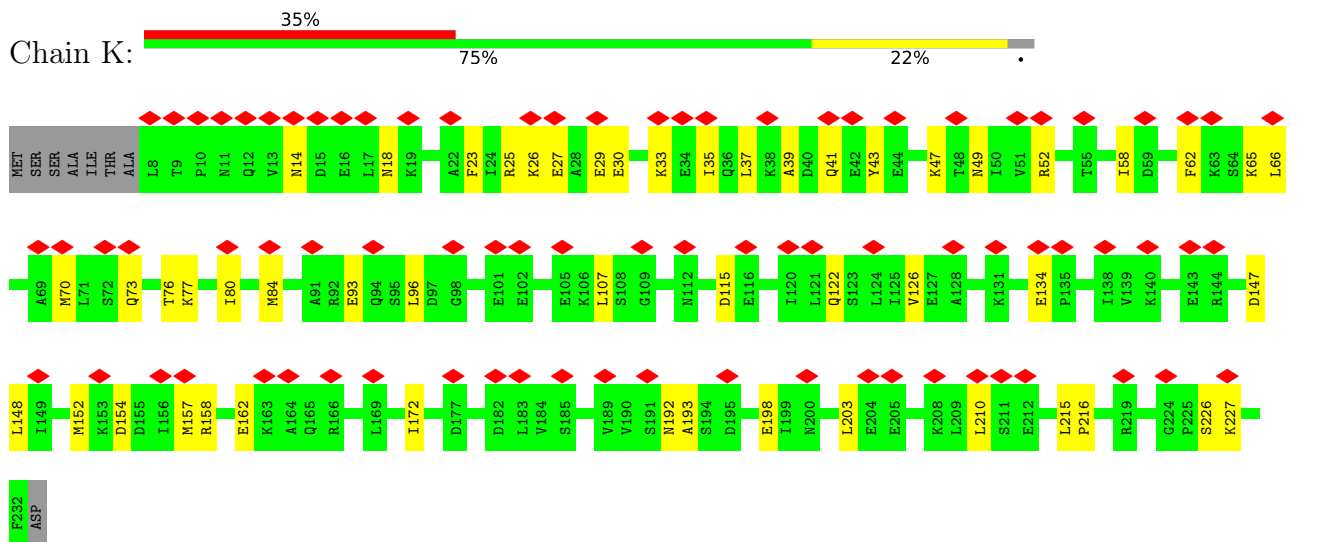
• Molecule 3: V-type proton ATPase subunit E



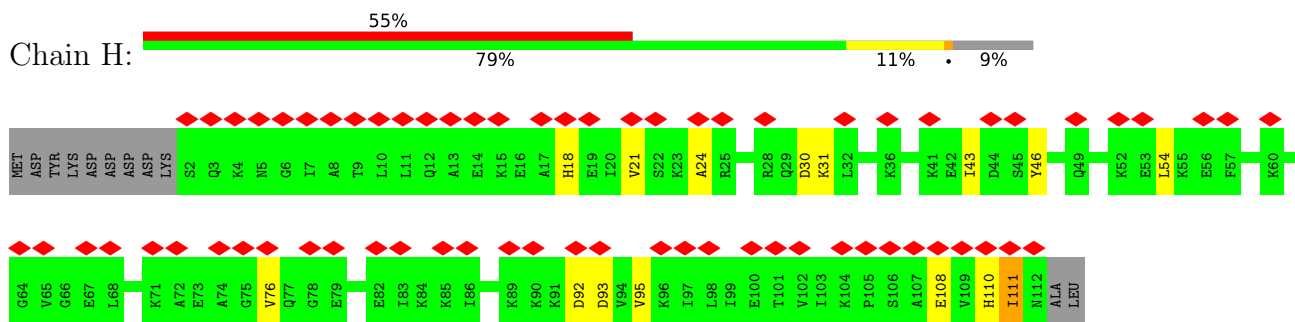
• Molecule 3: V-type proton ATPase subunit E



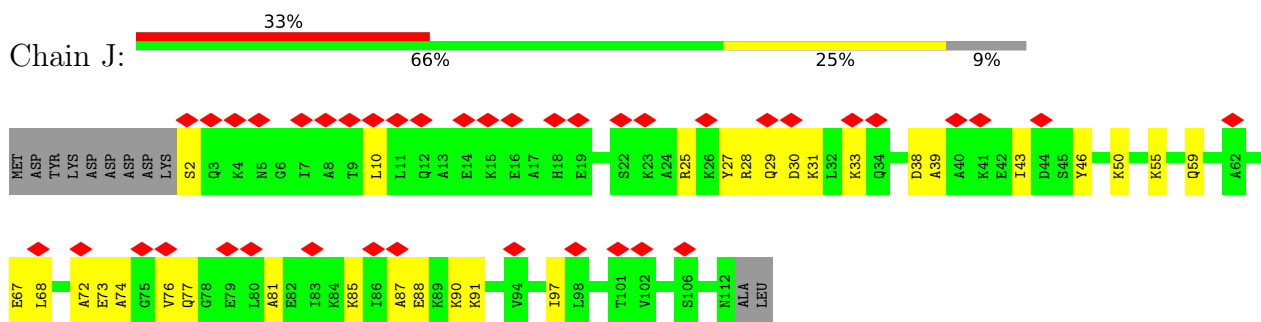
• Molecule 3: V-type proton ATPase subunit E



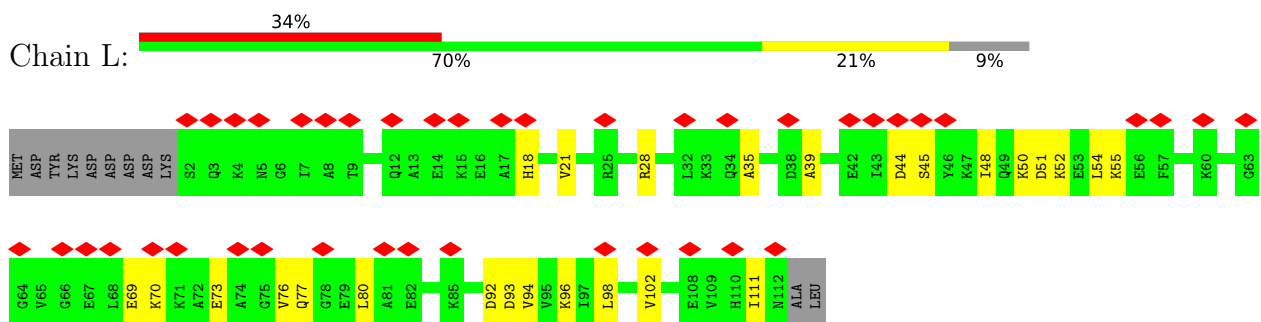
• Molecule 4: V-type proton ATPase subunit G



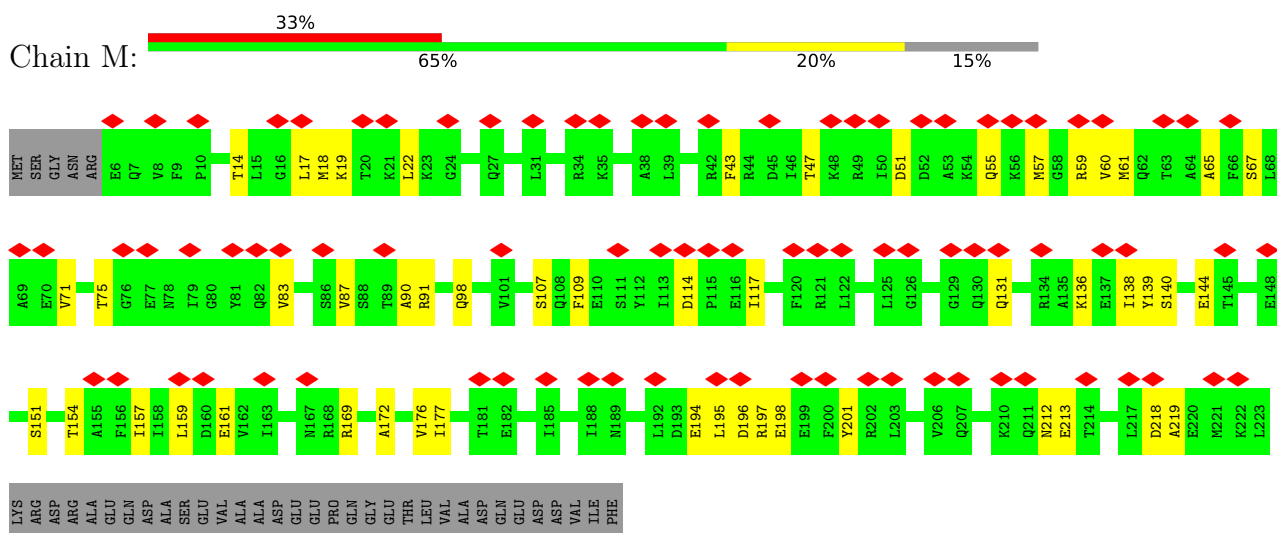
• Molecule 4: V-type proton ATPase subunit G



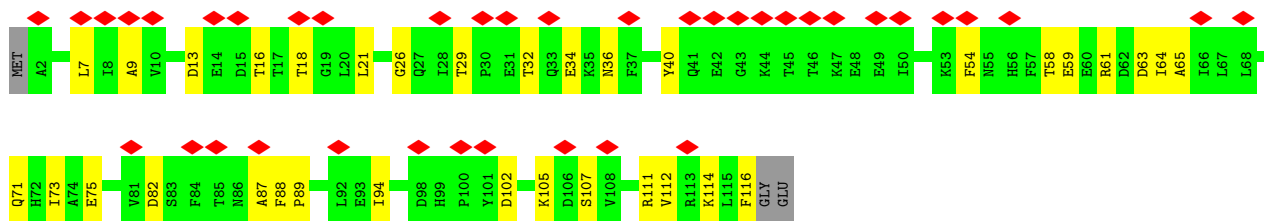
• Molecule 4: V-type proton ATPase subunit G



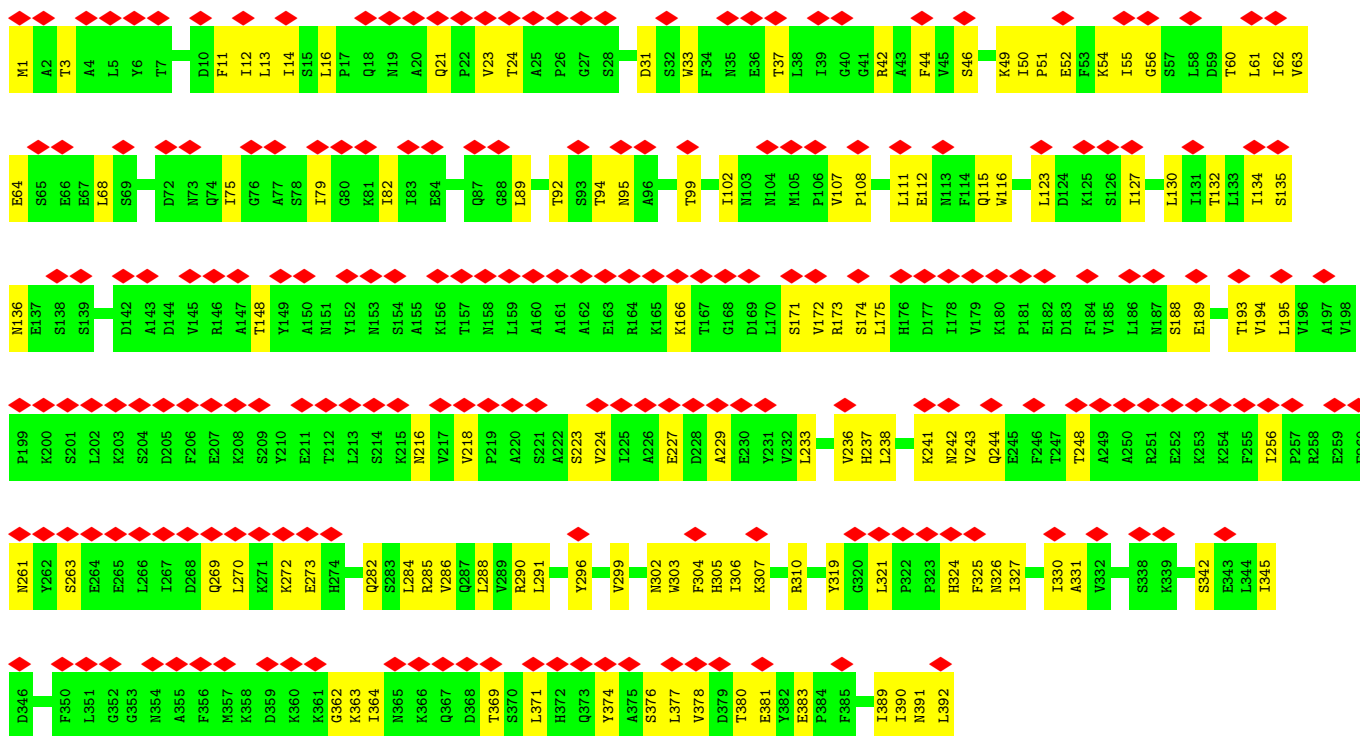
• Molecule 5: V-type proton ATPase subunit D



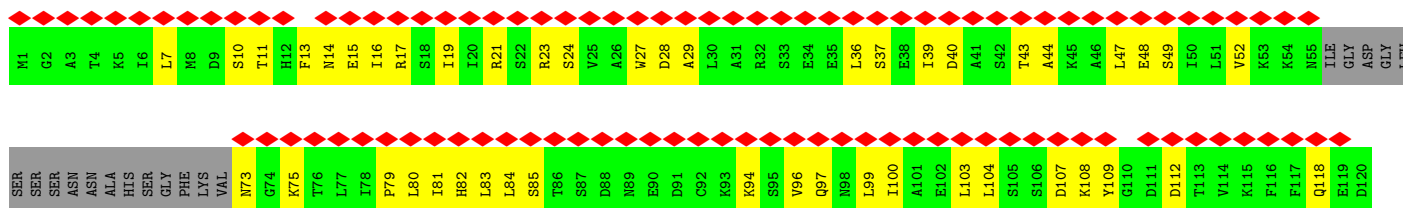
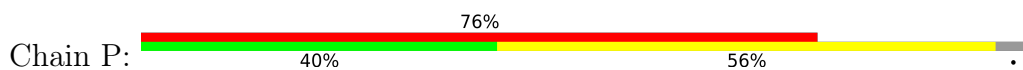
- Molecule 6: V-type proton ATPase subunit F

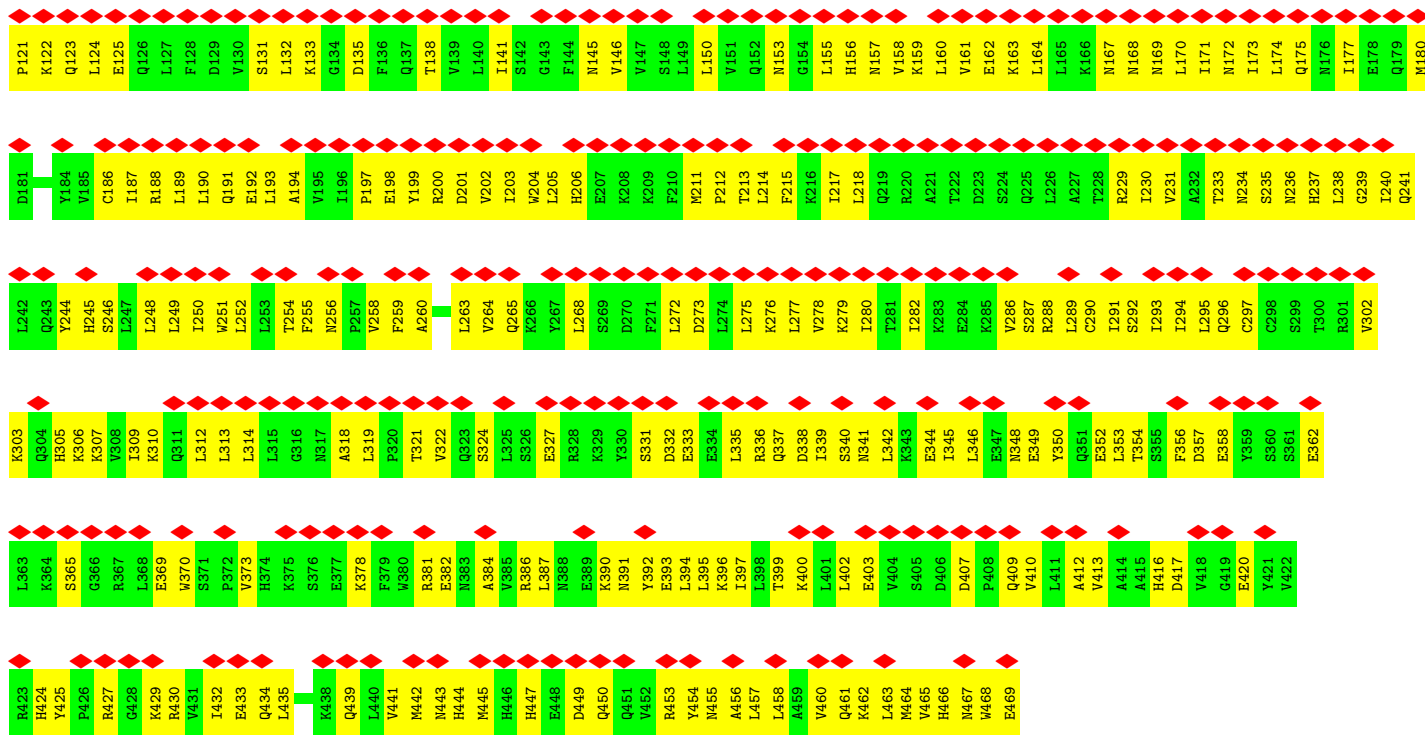


- Molecule 7: V-type proton ATPase subunit C

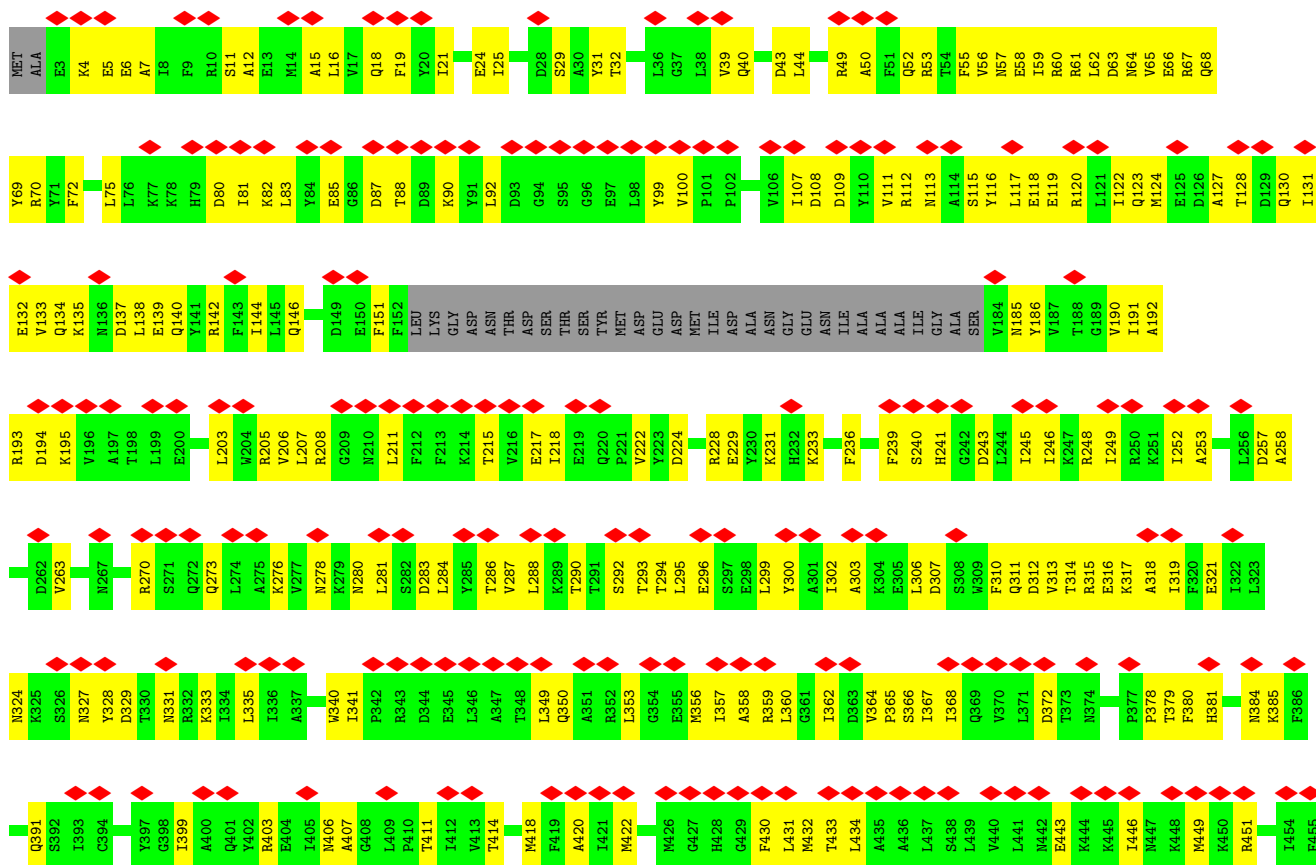
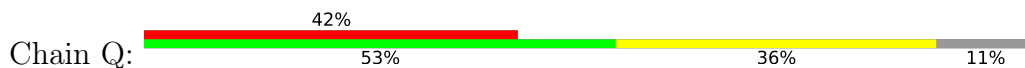



- Molecule 8: Fusion of yeast V-type proton ATPase subunit H(NT) and human V-type proton ATPase subunit H(CT)



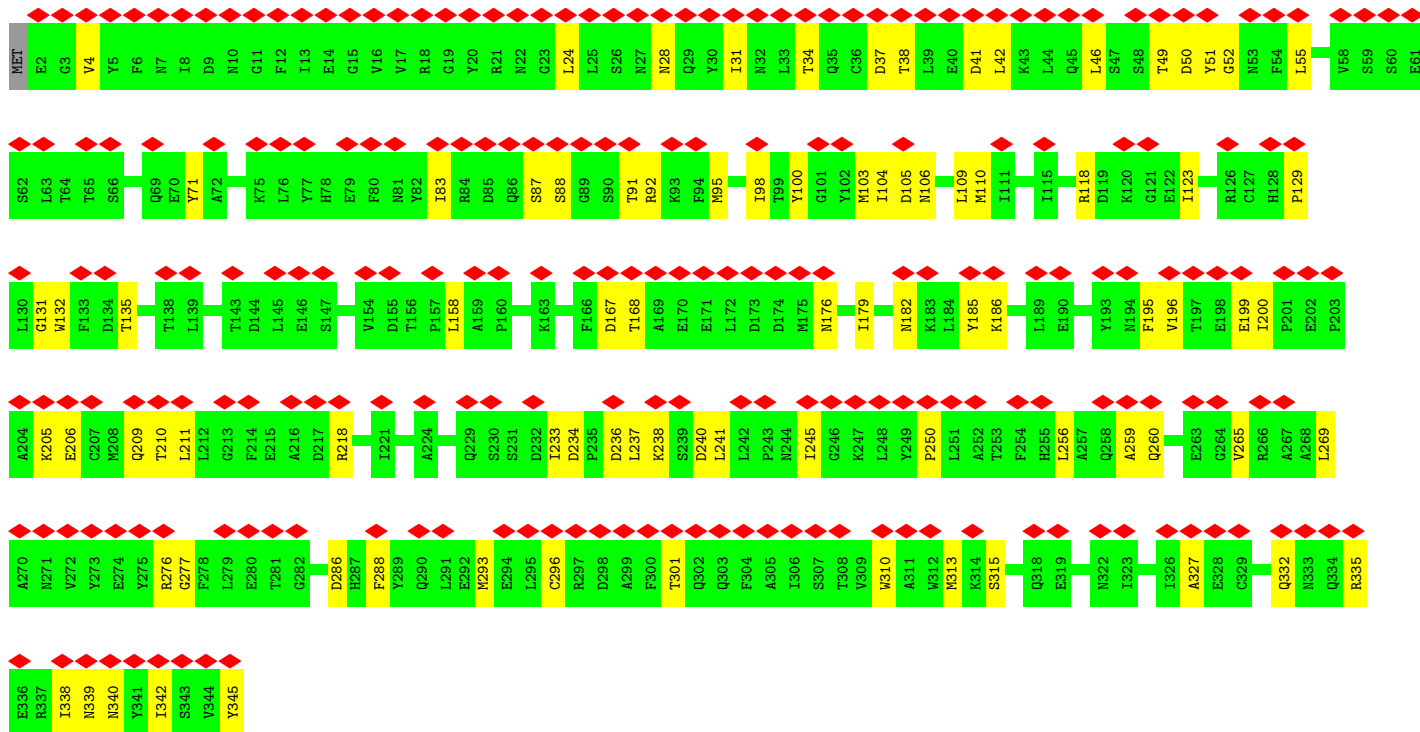
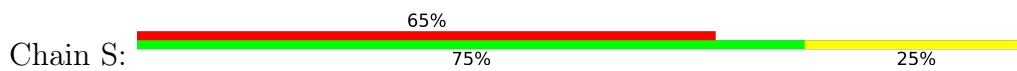


• Molecule 9: Yeast Vacuolar ATPase a subunit

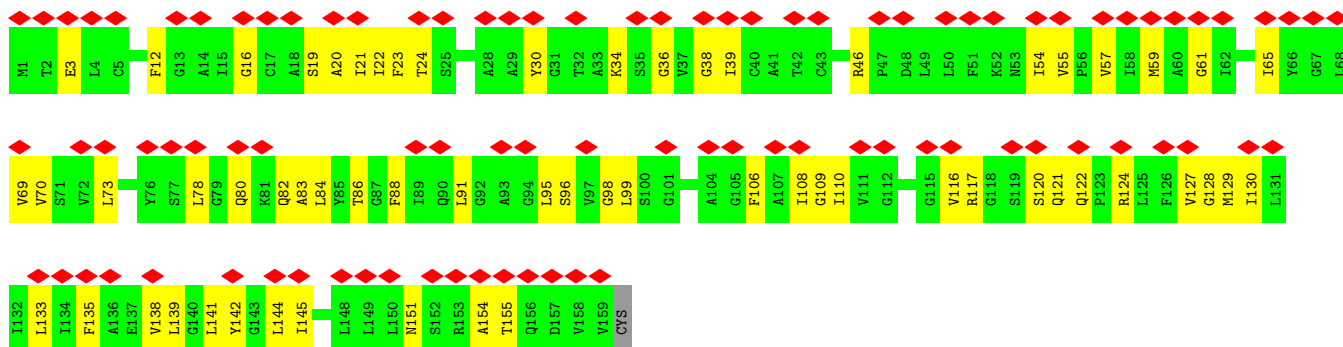




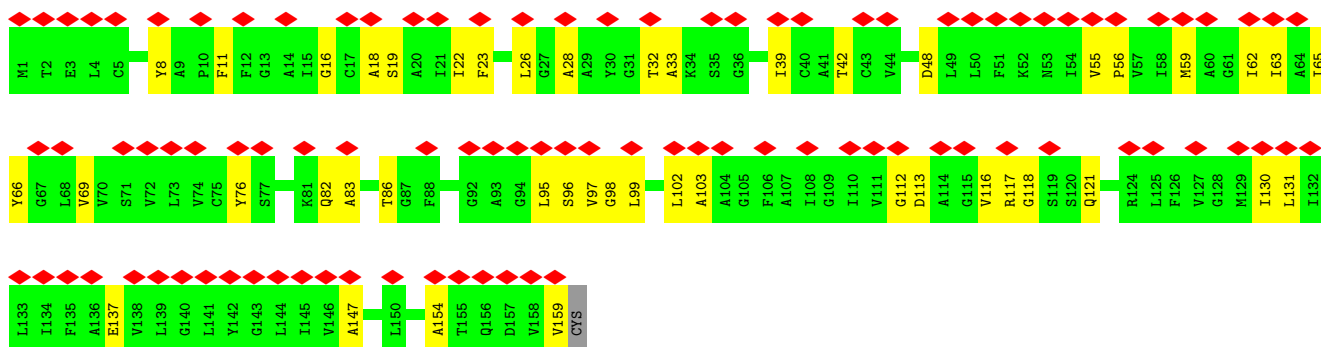
• Molecule 10: V-type proton ATPase subunit d



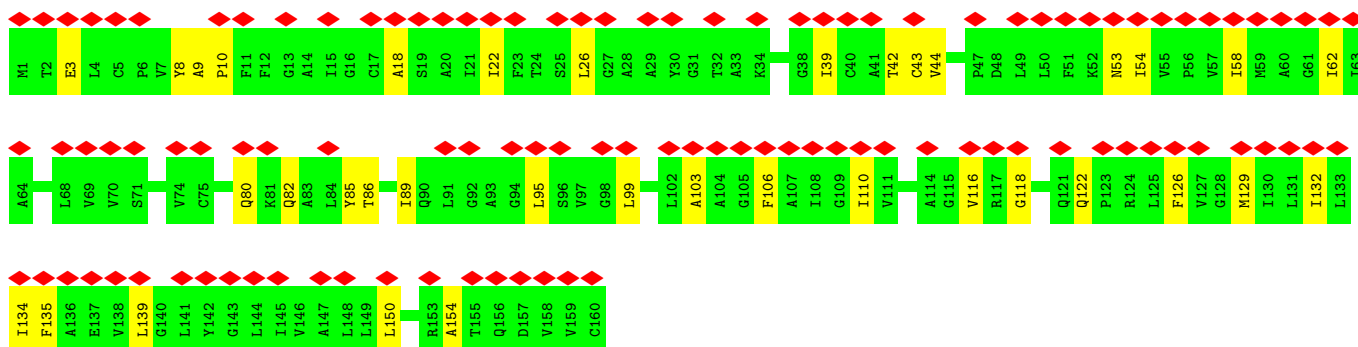
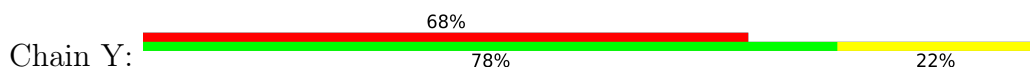
• Molecule 11: V-type proton ATPase subunit c



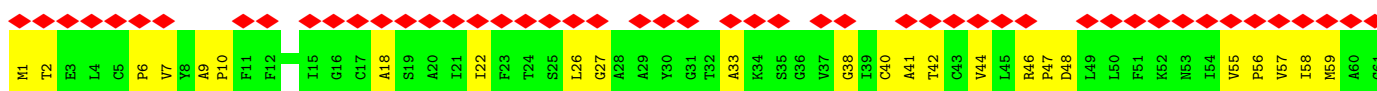
• Molecule 13: V-type proton ATPase subunit c

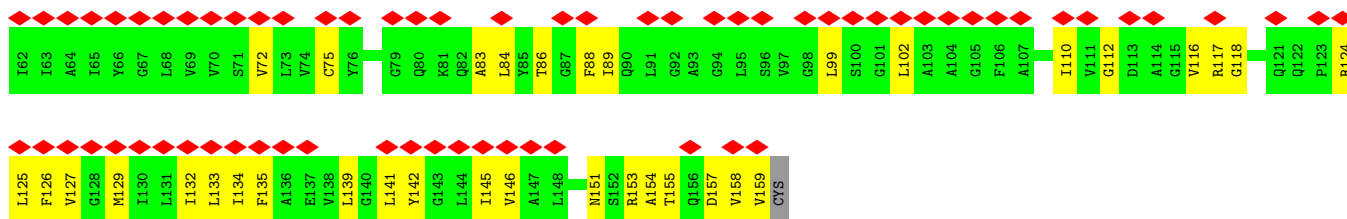


• Molecule 13: V-type proton ATPase subunit c

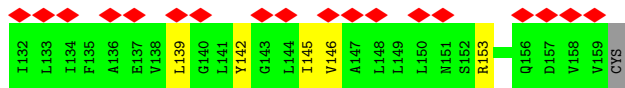
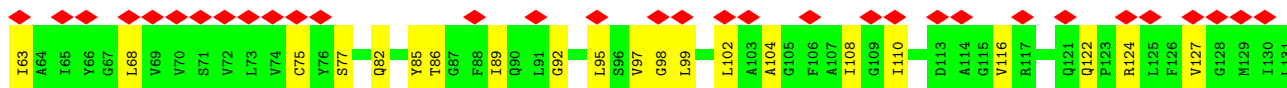
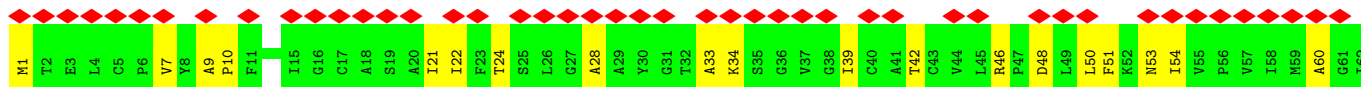


• Molecule 13: V-type proton ATPase subunit c

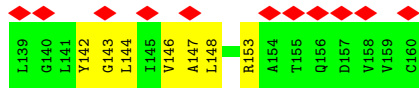
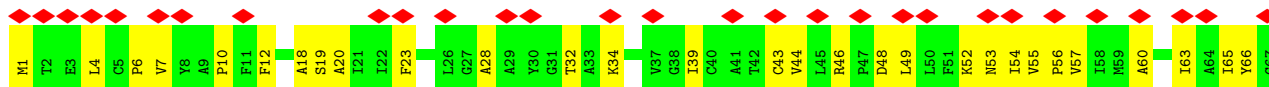
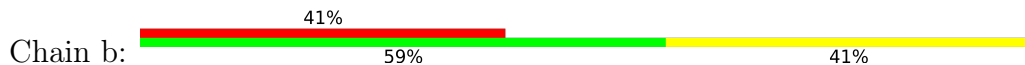




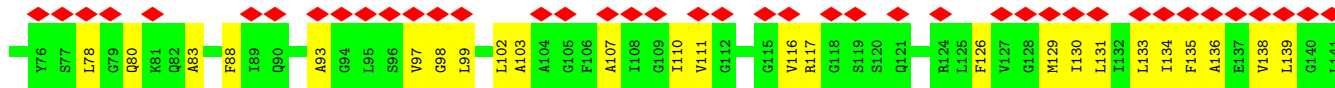
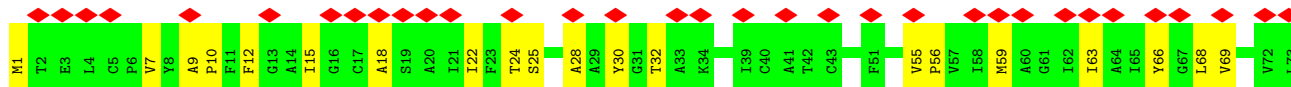
• Molecule 13: V-type proton ATPase subunit c



• Molecule 13: V-type proton ATPase subunit c



• Molecule 13: V-type proton ATPase subunit c



4 Experimental information

Property	Value	Source
EM reconstruction method	SINGLE PARTICLE	Depositor
Imposed symmetry	POINT, Not provided	
Number of particles used	42206	Depositor
Resolution determination method	FSC 0.143 CUT-OFF	Depositor
CTF correction method	PHASE FLIPPING AND AMPLITUDE CORRECTION	Depositor
Microscope	TFS KRIOS	Depositor
Voltage (kV)	300	Depositor
Electron dose ($e^-/\text{\AA}^2$)	50	Depositor
Minimum defocus (nm)	Not provided	
Maximum defocus (nm)	Not provided	
Magnification	Not provided	
Image detector	GATAN K2 SUMMIT (4k x 4k)	Depositor
Maximum map value	0.085	Depositor
Minimum map value	-0.035	Depositor
Average map value	0.000	Depositor
Map value standard deviation	0.004	Depositor
Recommended contour level	0.02	Depositor
Map size (Å)	432.00003, 432.00003, 432.00003	wwPDB
Map dimensions	400, 400, 400	wwPDB
Map angles (°)	90.0, 90.0, 90.0	wwPDB
Pixel spacing (Å)	1.08, 1.08, 1.08	Depositor

5 Model quality [i](#)

5.1 Standard geometry [i](#)

The Z score for a bond length (or angle) is the number of standard deviations the observed value is removed from the expected value. A bond length (or angle) with $|Z| > 5$ is considered an outlier worth inspection. RMSZ is the root-mean-square of all Z scores of the bond lengths (or angles).

Mol	Chain	Bond lengths		Bond angles	
		RMSZ	# Z >5	RMSZ	# Z >5
1	A	0.15	0/4685	0.31	0/6351
1	C	0.14	0/4685	0.30	0/6351
1	E	0.15	0/4685	0.32	0/6351
2	B	0.15	0/3768	0.29	0/5102
2	D	0.15	0/3776	0.30	0/5114
2	F	0.15	0/3750	0.32	0/5078
3	G	0.14	0/1817	0.31	0/2436
3	I	0.15	0/1817	0.29	0/2436
3	K	0.16	0/1817	0.34	0/2436
4	H	0.12	0/876	0.30	0/1164
4	J	0.14	0/876	0.32	0/1164
4	L	0.12	0/876	0.28	0/1164
5	M	0.13	0/1775	0.30	0/2381
6	N	0.13	0/944	0.29	0/1277
7	O	0.16	0/3184	0.38	1/4314 (0.0%)
8	P	0.21	0/3723	0.45	0/5028
9	Q	0.16	0/6221	0.37	0/8421
10	S	0.12	0/2852	0.33	0/3870
11	T	0.13	0/1523	0.31	0/2068
12	U	0.14	0/1162	0.34	0/1575
13	V	0.15	0/1158	0.33	0/1574
13	W	0.16	0/1158	0.36	0/1574
13	X	0.14	0/1158	0.33	0/1574
13	Y	0.14	0/1164	0.31	0/1582
13	Z	0.14	0/1158	0.34	0/1574
13	a	0.14	0/1158	0.31	0/1574
13	b	0.15	0/1164	0.35	0/1582
13	c	0.15	0/1158	0.34	0/1574
14	d	0.16	0/569	0.45	0/776
15	e	0.12	0/409	0.29	0/557
16	f	0.12	0/600	0.31	0/822
All	All	0.15	0/65666	0.33	1/88844 (0.0%)

There are no bond length outliers.

All (1) bond angle outliers are listed below:

Mol	Chain	Res	Type	Atoms	Z	Observed($^{\circ}$)	Ideal($^{\circ}$)
7	O	171	SER	N-CA-C	-5.44	107.30	114.04

There are no chirality outliers.

There are no planarity outliers.

5.2 Too-close contacts [i](#)

In the following table, the Non-H and H(model) columns list the number of non-hydrogen atoms and hydrogen atoms in the chain respectively. The H(added) column lists the number of hydrogen atoms added and optimized by MolProbity. The Clashes column lists the number of clashes within the asymmetric unit, whereas Symm-Clashes lists symmetry-related clashes.

Mol	Chain	Non-H	H(model)	H(added)	Clashes	Symm-Clashes
1	A	4586	0	4525	75	0
1	C	4586	0	4525	75	0
1	E	4586	0	4525	99	0
2	B	3699	0	3693	63	0
2	D	3706	0	3700	55	0
2	F	3681	0	3681	65	0
3	G	1802	0	1873	32	0
3	I	1802	0	1873	41	0
3	K	1802	0	1873	41	0
4	H	871	0	921	14	0
4	J	871	0	921	28	0
4	L	871	0	921	28	0
5	M	1756	0	1802	39	0
6	N	928	0	926	27	0
7	O	3121	0	3155	113	0
8	P	3665	0	3771	239	0
9	Q	6069	0	6041	255	0
10	S	2793	0	2677	64	0
11	T	1492	0	1562	55	0
12	U	1139	0	1194	42	0
13	V	1140	0	1214	40	0
13	W	1140	0	1214	48	0
13	X	1140	0	1214	40	0
13	Y	1146	0	1219	40	0
13	Z	1140	0	1214	57	0
13	a	1140	0	1214	37	0
13	b	1146	0	1219	58	0

Continued on next page...

Continued from previous page...

Mol	Chain	Non-H	H(model)	H(added)	Clashes	Symm-Clashes
13	c	1140	0	1214	43	0
14	d	553	0	581	20	0
15	e	403	0	432	7	0
16	f	583	0	576	4	0
All	All	64497	0	65470	1649	0

The all-atom clashscore is defined as the number of clashes found per 1000 atoms (including hydrogen atoms). The all-atom clashscore for this structure is 13.

All (1649) close contacts within the same asymmetric unit are listed below, sorted by their clash magnitude.

Atom-1	Atom-2	Interatomic distance (Å)	Clash overlap (Å)
13:Z:125:LEU:HD12	13:Z:129:MET:HE1	1.35	1.05
8:P:288:ARG:O	8:P:292:SER:OG	1.76	1.02
9:Q:85:GLU:OE1	9:Q:90:LYS:NZ	2.05	0.89
2:F:213:ALA:O	2:F:279:THR:OG1	1.90	0.89
12:U:161:ARG:NH2	13:V:78:LEU:O	2.07	0.88
1:C:160:SER:OG	1:C:169:SER:OG	1.91	0.88
3:K:210:LEU:HD23	4:L:102:VAL:HG22	1.56	0.87
8:P:241:GLN:O	8:P:245:HIS:ND1	2.08	0.87
2:D:401:ASN:O	2:D:475:ARG:NH1	2.08	0.86
10:S:301:THR:O	12:U:125:ARG:NH1	2.09	0.86
9:Q:652:LYS:NZ	9:Q:711:ILE:O	2.07	0.86
9:Q:25:ILE:O	9:Q:29:SER:OG	1.93	0.86
8:P:97:GLN:OE1	8:P:145:ASN:ND2	2.08	0.85
1:C:270:SER:O	1:C:314:ARG:NH1	2.10	0.85
6:N:58:THR:OG1	6:N:59:GLU:OE1	1.92	0.85
3:K:43:TYR:CD1	4:L:35:ALA:HB2	2.13	0.84
3:I:52:ARG:NH1	3:I:53:ASN:OD1	2.10	0.84
7:O:381:GLU:O	9:Q:205:ARG:NH2	2.11	0.84
1:E:249:GLY:N	1:E:411:SER:OG	2.11	0.83
9:Q:340:TRP:O	9:Q:817:TYR:OH	1.96	0.83
8:P:11:THR:O	8:P:15:GLU:N	2.12	0.83
1:C:160:SER:HG	1:C:169:SER:HG	1.20	0.82
2:B:125:LYS:NZ	2:B:126:VAL:O	2.11	0.82
1:E:449:LYS:NZ	2:F:401:ASN:OD1	2.13	0.82
12:U:44:GLY:N	12:U:121:ASP:OD1	2.12	0.82
2:D:51:GLU:OE1	2:D:98:GLU:N	2.12	0.81
13:b:66:TYR:OH	13:b:137:GLU:OE2	1.97	0.81
13:Y:82:GLN:OE1	13:Y:86:THR:OG1	1.96	0.81
1:C:145:LYS:O	1:C:147:GLN:NE2	2.13	0.81

Continued on next page...

Continued from previous page...

Atom-1	Atom-2	Interatomic distance (Å)	Clash overlap (Å)
9:Q:19:PHE:HA	9:Q:367:ILE:HG21	1.63	0.81
1:E:175:PRO:O	1:E:178:SER:OG	1.99	0.81
1:E:269:LEU:O	1:E:273:SER:OG	1.99	0.80
7:O:193:THR:OG1	7:O:237:HIS:NE2	2.15	0.80
2:F:45:LYS:NZ	3:G:132:LEU:O	2.14	0.79
11:T:86:MET:SD	11:T:100:ASN:ND2	2.54	0.79
13:W:46:ARG:NH1	13:W:120:SER:O	2.15	0.79
9:Q:4:LYS:NZ	9:Q:5:GLU:O	2.16	0.79
9:Q:533:ASN:OD1	9:Q:534:SER:N	2.16	0.79
8:P:302:VAL:O	8:P:305:HIS:ND1	2.16	0.78
9:Q:535:TYR:OH	14:d:50:ILE:O	2.01	0.78
12:U:7:SER:OG	12:U:11:ALA:O	2.00	0.78
9:Q:6:GLU:OE1	9:Q:6:GLU:N	2.16	0.78
8:P:307:LYS:O	8:P:310:LYS:NZ	2.16	0.78
10:S:109:LEU:O	10:S:118:ARG:NH2	2.16	0.78
2:D:190:GLN:NE2	2:D:450:GLU:O	2.16	0.78
9:Q:207:LEU:HD12	9:Q:211:LEU:HD23	1.65	0.78
2:F:280:ASP:C	2:F:281:MET:HE2	2.08	0.77
8:P:75:LYS:NZ	8:P:109:TYR:OH	2.17	0.77
8:P:353:LEU:HD23	8:P:373:VAL:HG21	1.66	0.77
9:Q:142:ARG:O	9:Q:146:GLN:NE2	2.15	0.77
2:F:218:ASN:OD1	2:F:221:THR:OG1	2.03	0.77
11:T:146:PHE:CZ	11:T:150:ILE:HD11	2.19	0.77
8:P:352:GLU:N	8:P:352:GLU:OE1	2.19	0.77
8:P:135:ASP:O	8:P:138:THR:OG1	2.01	0.76
5:M:144:GLU:OE1	5:M:144:GLU:N	2.19	0.76
9:Q:504:GLU:O	14:d:64:ARG:NH1	2.17	0.76
13:W:141:LEU:O	13:W:145:ILE:HG23	1.86	0.76
1:C:471:TYR:O	1:C:475:TYR:N	2.18	0.76
2:D:48:ARG:NH1	2:D:51:GLU:OE2	2.19	0.76
1:E:140:GLN:NE2	1:E:190:GLU:OE2	2.19	0.76
2:D:276:THR:OG1	2:D:331:GLN:OE1	2.03	0.76
8:P:349:GLU:OE1	8:P:349:GLU:N	2.17	0.76
10:S:103:MET:SD	10:S:158:LEU:HD21	2.26	0.76
9:Q:457:MET:O	9:Q:460:THR:OG1	2.03	0.76
13:Z:99:LEU:HD22	13:a:22:ILE:HG23	1.67	0.75
1:A:470:PHE:O	1:A:473:SER:OG	2.02	0.75
6:N:82:ASP:OD1	6:N:107:SER:OG	2.04	0.75
1:C:29:SER:OG	2:D:71:ARG:NH1	2.20	0.75
12:U:104:CYS:SG	13:V:21:ILE:HG21	2.26	0.75
13:Y:43:CYS:SG	13:Y:53:ASN:ND2	2.59	0.75

Continued on next page...

Continued from previous page...

Atom-1	Atom-2	Interatomic distance (Å)	Clash overlap (Å)
7:O:261:ASN:OD1	7:O:263:SER:OG	2.04	0.75
4:L:73:GLU:OE2	4:L:77:GLN:NE2	2.19	0.75
1:C:100:LEU:O	1:C:103:THR:OG1	2.05	0.75
1:E:221:ARG:NH1	1:E:345:ASP:OD2	2.20	0.74
9:Q:15:ALA:N	9:Q:341:ILE:O	2.18	0.74
2:B:64:GLN:N	2:B:81:GLU:OE2	2.19	0.74
3:K:37:LEU:O	3:K:41:GLN:NE2	2.19	0.74
9:Q:112:ARG:O	9:Q:115:SER:OG	2.06	0.74
5:M:18:MET:N	5:M:18:MET:HE2	2.02	0.74
8:P:331:SER:O	9:Q:328:TYR:OH	2.06	0.74
1:A:106:ASP:OD2	1:A:110:ARG:NE	2.18	0.74
3:K:14:ASN:O	3:K:18:ASN:ND2	2.21	0.74
1:E:187:PRO:O	1:E:191:TYR:OH	2.04	0.73
1:E:183:THR:OG1	1:E:205:LYS:NZ	2.21	0.73
1:A:591:ARG:NH1	1:A:595:GLU:OE2	2.21	0.73
1:E:106:ASP:OD2	1:E:110:ARG:NE	2.20	0.73
3:I:20:MET:HE1	9:Q:241:HIS:CD2	2.24	0.73
9:Q:57:ASN:OD1	9:Q:58:GLU:N	2.20	0.73
1:E:275:SER:O	1:E:314:ARG:NH2	2.21	0.73
8:P:396:LYS:O	8:P:399:THR:OG1	2.04	0.73
2:F:446:GLN:NE2	2:F:450:GLU:O	2.21	0.73
9:Q:433:THR:HG21	9:Q:473:MET:HE1	1.70	0.72
13:a:46:ARG:NH1	13:a:48:ASP:OD2	2.21	0.72
2:B:446:GLN:NE2	2:B:450:GLU:O	2.23	0.72
10:S:238:LYS:NZ	10:S:259:ALA:O	2.23	0.72
2:F:281:MET:HE2	2:F:281:MET:N	2.04	0.72
1:A:77:ALA:O	2:B:48:ARG:NH2	2.23	0.72
13:c:28:ALA:O	13:c:32:THR:HG23	1.89	0.72
13:b:46:ARG:NH1	13:b:120:SER:O	2.22	0.72
9:Q:5:GLU:OE1	9:Q:7:ALA:N	2.23	0.72
1:A:471:TYR:O	1:A:475:TYR:N	2.22	0.71
1:C:269:LEU:O	1:C:273:SER:OG	2.08	0.71
4:J:10:LEU:HD21	9:Q:239:PHE:CZ	2.26	0.71
4:L:98:LEU:O	4:L:102:VAL:HG23	1.91	0.71
3:I:50:ILE:HD13	4:J:39:ALA:HB1	1.73	0.71
8:P:378:LYS:NZ	8:P:382:GLU:OE2	2.16	0.71
1:C:49:VAL:HG21	1:C:70:ILE:HD13	1.72	0.71
2:D:130:ASP:OD1	2:D:131:TYR:N	2.24	0.70
5:M:57:MET:HA	5:M:60:VAL:HG12	1.74	0.70
3:K:65:LYS:HB3	4:L:54:LEU:HD13	1.74	0.70
13:b:28:ALA:O	13:b:32:THR:HG23	1.92	0.70

Continued on next page...

Continued from previous page...

Atom-1	Atom-2	Interatomic distance (Å)	Clash overlap (Å)
14:d:43:MET:SD	14:d:44:MET:N	2.64	0.70
14:d:63:ARG:NE	14:d:66:ASP:OD1	2.25	0.70
8:P:461:GLN:NE2	9:Q:127:ALA:O	2.25	0.70
13:Y:122:GLN:NE2	13:Z:44:VAL:O	2.24	0.70
7:O:377:LEU:HG	7:O:378:VAL:HG23	1.74	0.69
3:K:84:MET:SD	4:L:76:VAL:HG11	2.32	0.69
8:P:131:SER:O	8:P:133:LYS:NZ	2.21	0.69
1:E:218:ARG:O	1:E:394:ARG:NH2	2.25	0.69
1:A:611:PHE:O	1:A:615:THR:N	2.26	0.69
1:A:175:PRO:O	1:A:178:SER:OG	2.09	0.69
7:O:132:THR:O	7:O:136:ASN:ND2	2.26	0.69
9:Q:224:ASP:OD1	9:Q:229:GLU:N	2.22	0.69
13:Z:55:VAL:HG12	13:Z:59:MET:CE	2.22	0.69
1:C:75:GLU:O	1:C:126:ARG:NH2	2.25	0.69
8:P:441:VAL:HG12	8:P:460:VAL:HG22	1.75	0.69
1:C:507:LEU:O	1:C:512:LYS:NZ	2.26	0.69
2:D:389:GLU:OE2	2:D:394:LYS:N	2.26	0.69
2:B:186:GLN:OE1	2:B:370:TYR:OH	2.10	0.69
8:P:168:ASN:OD1	8:P:169:ASN:N	2.25	0.69
9:Q:378:PRO:HA	9:Q:815:LEU:HD21	1.75	0.69
8:P:234:ASN:O	8:P:239:GLY:N	2.26	0.68
1:A:100:LEU:O	1:A:103:THR:OG1	2.12	0.68
9:Q:801:HIS:O	9:Q:805:SER:OG	2.11	0.68
2:F:174:SER:O	2:F:337:MET:N	2.27	0.68
3:G:20:MET:HE3	7:O:216:ASN:HD22	1.58	0.68
2:B:426:SER:OG	2:B:429:ASP:OD2	2.09	0.68
9:Q:233:LYS:NZ	9:Q:257:ASP:OD2	2.26	0.68
1:E:161:VAL:O	1:E:170:HIS:N	2.27	0.68
1:E:305:SER:O	1:E:308:LYS:NZ	2.25	0.68
6:N:7:LEU:O	6:N:65:ALA:N	2.27	0.68
5:M:51:ASP:O	5:M:55:GLN:NE2	2.26	0.68
13:Z:135:PHE:O	13:Z:139:LEU:HD23	1.93	0.68
13:b:12:PHE:O	13:b:90:GLN:NE2	2.27	0.68
6:N:13:ASP:OD1	6:N:16:THR:OG1	2.09	0.67
8:P:350:TYR:CE1	8:P:373:VAL:HG22	2.29	0.67
8:P:123:GLN:OE1	8:P:123:GLN:N	2.28	0.67
2:B:361:ASP:OD1	2:B:363:GLN:N	2.26	0.67
3:I:143:GLU:OE1	3:I:143:GLU:N	2.26	0.67
2:D:376:LEU:O	2:D:404:TYR:OH	2.12	0.67
6:N:7:LEU:HD13	6:N:36:ASN:ND2	2.10	0.67
2:B:151:ILE:HD11	2:B:166:ARG:HA	1.76	0.67

Continued on next page...

Continued from previous page...

Atom-1	Atom-2	Interatomic distance (Å)	Clash overlap (Å)
13:a:28:ALA:HB1	13:a:60:ALA:HB1	1.76	0.67
8:P:10:SER:OG	8:P:238:LEU:HD21	1.95	0.67
13:Y:85:TYR:CZ	13:Y:89:ILE:HD11	2.30	0.67
3:K:158:ARG:NE	3:K:162:GLU:OE2	2.27	0.67
9:Q:224:ASP:O	9:Q:228:ARG:NH1	2.28	0.67
1:C:570:LEU:O	1:C:574:THR:HG23	1.95	0.66
2:F:130:ASP:OD1	2:F:131:TYR:N	2.28	0.66
13:V:152:SER:O	13:V:155:THR:OG1	2.13	0.66
9:Q:302:ILE:HB	9:Q:306:LEU:HD21	1.76	0.66
1:A:147:GLN:N	1:A:147:GLN:OE1	2.29	0.66
1:C:580:ALA:O	1:C:583:SER:OG	2.10	0.66
8:P:432:ILE:O	8:P:435:LEU:N	2.26	0.66
13:Z:46:ARG:NH1	13:Z:47:PRO:O	2.29	0.66
1:E:401:LEU:O	1:E:406:ARG:NH1	2.29	0.66
10:S:31:ILE:O	10:S:34:THR:OG1	2.14	0.66
3:G:36:GLN:O	4:H:31:LYS:NZ	2.28	0.66
3:G:162:GLU:O	3:G:165:GLN:NE2	2.29	0.66
7:O:194:VAL:N	7:O:236:VAL:O	2.29	0.66
9:Q:735:ARG:HD2	9:Q:800:LEU:HD11	1.76	0.66
10:S:199:GLU:HB2	10:S:200:ILE:HD12	1.77	0.66
2:B:445:THR:O	2:B:452:ARG:NH2	2.29	0.66
2:F:152:SER:OG	2:F:192:GLY:O	2.14	0.66
8:P:387:LEU:O	8:P:391:ASN:N	2.27	0.66
8:P:313:LEU:HD22	8:P:319:LEU:HD21	1.78	0.66
13:Y:58:ILE:O	13:Y:62:ILE:HG23	1.96	0.66
2:D:44:VAL:N	2:D:73:ASP:OD1	2.29	0.65
13:W:36:GLY:O	13:W:39:ILE:HG22	1.96	0.65
1:A:117:GLU:O	1:A:120:GLN:NE2	2.29	0.65
8:P:416:HIS:NE2	8:P:455:ASN:OD1	2.28	0.65
9:Q:823:GLU:OE1	9:Q:823:GLU:N	2.29	0.65
9:Q:115:SER:O	9:Q:118:GLU:N	2.29	0.65
9:Q:721:GLU:OE2	9:Q:725:ASN:ND2	2.27	0.65
11:T:158:ILE:CG2	12:U:32:LEU:HD23	2.25	0.65
13:b:95:LEU:HD11	13:c:18:ALA:HB1	1.77	0.65
9:Q:782:CYS:SG	9:Q:783:ALA:N	2.69	0.65
10:S:105:ASP:OD1	10:S:185:TYR:OH	2.12	0.65
1:C:470:PHE:O	1:C:473:SER:OG	2.14	0.65
3:I:222:LEU:O	4:J:90:LYS:NZ	2.29	0.65
6:N:61:ARG:NH2	6:N:63:ASP:OD2	2.28	0.65
9:Q:253:ALA:O	9:Q:257:ASP:N	2.29	0.65
3:G:202:THR:OG1	3:G:205:GLU:OE2	2.09	0.65

Continued on next page...

Continued from previous page...

Atom-1	Atom-2	Interatomic distance (Å)	Clash overlap (Å)
3:I:26:LYS:NZ	3:I:30:GLU:OE2	2.29	0.65
13:V:157:ASP:OD1	13:W:80:GLN:NE2	2.30	0.65
13:c:93:ALA:HB2	13:c:150:LEU:HD12	1.79	0.65
3:I:43:TYR:OH	4:J:38:ASP:OD2	2.09	0.64
1:A:106:ASP:OD1	1:A:110:ARG:N	2.30	0.64
9:Q:459:PHE:O	9:Q:462:ARG:NH2	2.30	0.64
1:C:513:ILE:HD11	1:C:561:VAL:HG21	1.79	0.64
1:C:574:THR:O	1:C:610:ARG:NE	2.25	0.64
13:a:153:ARG:NH1	13:b:75:CYS:O	2.30	0.64
13:Z:125:LEU:CD1	13:Z:129:MET:HE1	2.20	0.64
1:E:238:ARG:NH2	1:E:535:ASP:OD1	2.30	0.64
2:F:380:SER:OG	2:F:383:MET:SD	2.55	0.64
4:L:93:ASP:OD1	4:L:94:VAL:N	2.31	0.64
8:P:27:TRP:CZ3	8:P:47:LEU:HD11	2.32	0.64
10:S:233:ILE:O	10:S:260:GLN:NE2	2.31	0.64
2:D:34:VAL:HG23	2:D:39:VAL:HG22	1.78	0.64
13:W:99:LEU:HD11	13:X:22:ILE:HB	1.78	0.64
2:D:207:ASN:ND2	2:D:270:THR:O	2.31	0.63
7:O:193:THR:HG1	7:O:237:HIS:HE2	1.43	0.63
13:W:65:ILE:HG22	13:W:69:VAL:HG13	1.79	0.63
1:C:161:VAL:O	1:C:170:HIS:N	2.29	0.63
2:D:105:SER:O	2:D:108:MET:HE1	1.97	0.63
1:E:276:ASP:OD1	1:E:277:ALA:N	2.31	0.63
2:B:341:ASP:OD1	2:B:342:ILE:N	2.32	0.63
3:G:113:ASN:OD1	3:G:116:GLU:N	2.29	0.63
5:M:83:VAL:HG11	6:N:18:THR:HG23	1.79	0.63
8:P:202:VAL:O	8:P:206:HIS:ND1	2.30	0.63
3:K:70:MET:HE3	3:K:70:MET:O	1.98	0.63
1:C:304:MET:O	1:C:308:LYS:NZ	2.32	0.63
7:O:54:LYS:O	7:O:127:ILE:HD11	1.99	0.63
2:F:152:SER:OG	2:F:193:LEU:O	2.13	0.63
7:O:284:LEU:O	7:O:288:LEU:HD13	1.98	0.63
8:P:362:GLU:O	8:P:365:SER:OG	2.14	0.63
9:Q:600:LYS:NZ	14:d:56:LEU:O	2.31	0.63
4:J:88:GLU:O	4:J:91:LYS:NZ	2.30	0.63
4:L:51:ASP:OD1	4:L:52:LYS:N	2.32	0.63
8:P:251:TRP:O	8:P:254:THR:OG1	2.17	0.63
7:O:60:THR:OG1	7:O:64:GLU:OE2	2.10	0.63
10:S:104:ILE:HD11	10:S:158:LEU:HD22	1.80	0.62
3:I:211:SER:OG	3:I:212:GLU:OE1	2.17	0.62
13:X:63:ILE:HD11	13:X:137:GLU:HG3	1.80	0.62

Continued on next page...

Continued from previous page...

Atom-1	Atom-2	Interatomic distance (Å)	Clash overlap (Å)
9:Q:391:GLN:O	9:Q:391:GLN:NE2	2.32	0.62
11:T:57:TYR:OH	11:T:128:ALA:O	2.16	0.62
2:B:81:GLU:N	2:B:81:GLU:OE1	2.32	0.62
9:Q:24:GLU:N	9:Q:24:GLU:OE1	2.32	0.62
12:U:107:PHE:HB2	13:V:22:ILE:HD12	1.82	0.62
13:a:95:LEU:HD11	13:b:18:ALA:HB1	1.81	0.62
8:P:27:TRP:CH2	8:P:47:LEU:HD11	2.34	0.62
2:B:389:GLU:N	2:B:389:GLU:OE1	2.33	0.62
13:Y:3:GLU:CG	13:Z:7:VAL:HG21	2.30	0.62
3:I:50:ILE:HD13	4:J:39:ALA:CB	2.30	0.62
3:I:121:LEU:HD11	3:I:188:VAL:HG13	1.81	0.62
1:E:481:LEU:HB3	1:E:547:MET:HE2	1.82	0.61
9:Q:109:ASP:O	9:Q:112:ARG:HG3	2.00	0.61
1:A:591:ARG:NH2	1:A:599:GLU:OE2	2.33	0.61
5:M:194:GLU:OE2	5:M:197:ARG:NH1	2.34	0.61
13:b:85:TYR:CZ	13:b:89:ILE:HD11	2.36	0.61
9:Q:362:ILE:N	9:Q:364:VAL:HG23	2.14	0.61
13:b:116:VAL:HG22	13:b:117:ARG:HH22	1.66	0.61
7:O:33:TRP:O	7:O:37:THR:OG1	2.10	0.61
9:Q:88:THR:O	9:Q:92:LEU:N	2.34	0.61
1:E:122:ILE:HG22	1:E:122:ILE:O	2.00	0.61
5:M:107:SER:HB2	5:M:154:THR:HG21	1.82	0.61
9:Q:365:PRO:O	9:Q:366:SER:OG	2.13	0.61
13:b:34:LYS:NZ	13:b:106:PHE:O	2.34	0.61
8:P:277:LEU:HD22	8:P:290:CYS:CB	2.31	0.61
10:S:110:MET:CE	10:S:123:ILE:HG21	2.30	0.61
13:a:142:TYR:HB3	13:b:68:LEU:HD11	1.82	0.61
2:D:115:GLY:N	2:D:242:LEU:O	2.34	0.61
3:G:65:LYS:HB2	4:H:54:LEU:HD21	1.82	0.61
10:S:195:PHE:CE2	10:S:200:ILE:HD11	2.36	0.61
13:b:23:PHE:HD1	13:b:102:LEU:HD11	1.65	0.61
13:b:39:ILE:HD13	13:b:116:VAL:HG21	1.82	0.61
1:A:541:TRP:NE1	1:A:593:GLU:OE2	2.34	0.60
3:I:192:ASN:OD1	3:I:193:ALA:N	2.33	0.60
7:O:52:GLU:HB2	7:O:55:ILE:HD11	1.82	0.60
1:A:525:PHE:CZ	1:A:547:MET:HE2	2.36	0.60
8:P:153:ASN:OD1	8:P:157:ASN:ND2	2.32	0.60
8:P:318:ALA:O	8:P:321:THR:HG22	2.01	0.60
8:P:457:LEU:HD22	9:Q:294:THR:HG21	1.83	0.60
1:A:456:THR:O	1:A:486:LYS:NZ	2.34	0.60
2:B:151:ILE:N	2:B:164:ILE:O	2.32	0.60

Continued on next page...

Continued from previous page...

Atom-1	Atom-2	Interatomic distance (Å)	Clash overlap (Å)
7:O:193:THR:HG1	7:O:237:HIS:CE1	2.19	0.60
9:Q:124:MET:HE1	9:Q:294:THR:OG1	2.01	0.60
13:V:62:ILE:O	13:V:65:ILE:HG22	2.00	0.60
13:Z:151:ASN:OD1	13:Z:155:THR:OG1	2.20	0.60
3:G:166:ARG:NH1	3:G:167:ALA:O	2.34	0.60
3:K:25:ARG:O	3:K:29:GLU:OE1	2.19	0.60
8:P:251:TRP:NE1	8:P:296:GLN:OE1	2.34	0.60
9:Q:61:ARG:NH2	9:Q:108:ASP:OD1	2.33	0.60
11:T:132:ASN:ND2	11:T:137:SER:OG	2.35	0.60
2:F:391:MET:N	2:F:391:MET:SD	2.73	0.60
13:a:122:GLN:NE2	13:b:44:VAL:O	2.35	0.60
3:K:49:ASN:OD1	3:K:52:ARG:NH2	2.32	0.60
13:a:124:ARG:O	13:a:127:VAL:HG22	2.01	0.60
1:E:349:ASN:OD1	1:E:409:SER:OG	2.18	0.60
6:N:29:THR:OG1	6:N:34:GLU:O	2.11	0.60
8:P:124:LEU:HD12	8:P:125:GLU:N	2.16	0.60
13:Y:3:GLU:HG3	13:Z:7:VAL:HG21	1.84	0.60
2:B:398:ASP:OD1	2:B:399:VAL:N	2.35	0.60
1:E:25:GLY:HA3	1:E:40:MET:HE3	1.84	0.60
3:K:198:GLU:OE1	3:K:198:GLU:N	2.35	0.60
11:T:86:MET:HE2	11:T:171:ALA:HB2	1.84	0.60
3:K:73:GLN:O	3:K:76:THR:OG1	2.17	0.59
7:O:166:LYS:O	7:O:173:ARG:NH2	2.35	0.59
1:A:489:LEU:O	1:A:493:GLU:OE1	2.20	0.59
9:Q:350:GLN:HG2	9:Q:368:ILE:HD11	1.84	0.59
1:E:542:LYS:HG3	1:E:546:MET:HE1	1.84	0.59
7:O:49:LYS:O	7:O:115:GLN:NE2	2.32	0.59
7:O:321:LEU:HD23	7:O:325:PHE:CZ	2.38	0.59
13:X:59:MET:HA	13:X:62:ILE:HD12	1.84	0.59
2:B:147:PRO:HG3	2:B:382:LEU:HD13	1.84	0.59
1:C:499:VAL:O	1:C:503:GLY:N	2.34	0.59
2:B:223:ARG:NH1	1:C:228:SER:OG	2.36	0.59
1:E:164:ASN:O	1:E:168:SER:N	2.36	0.59
2:F:430:LYS:O	2:F:434:GLU:OE1	2.20	0.59
7:O:14:ILE:HG22	7:O:330:ILE:HD11	1.84	0.59
9:Q:7:ALA:O	9:Q:381:HIS:ND1	2.36	0.59
1:C:134:ASP:OD2	1:C:137:ILE:HG23	2.02	0.59
1:C:472:ASP:OD1	1:C:473:SER:N	2.35	0.59
1:E:346:GLN:OE1	1:E:348:LYS:NZ	2.34	0.59
2:F:391:MET:HG2	2:F:392:THR:HG23	1.85	0.59
2:B:114:ASP:OD2	2:B:116:SER:OG	2.20	0.59

Continued on next page...

Continued from previous page...

Atom-1	Atom-2	Interatomic distance (Å)	Clash overlap (Å)
5:M:172:ALA:O	5:M:176:VAL:HG22	2.03	0.59
8:P:277:LEU:HD22	8:P:290:CYS:HB3	1.85	0.59
4:L:18:HIS:ND1	9:Q:331:ASN:OD1	2.36	0.59
9:Q:207:LEU:HD12	9:Q:211:LEU:CD2	2.32	0.59
12:U:118:MET:SD	12:U:119:VAL:HG23	2.43	0.59
8:P:327:GLU:OE2	9:Q:61:ARG:NE	2.36	0.59
9:Q:753:MET:SD	9:Q:754:THR:HG23	2.43	0.59
13:W:96:SER:OG	13:X:18:ALA:HB2	2.03	0.59
9:Q:115:SER:O	9:Q:118:GLU:HG3	2.03	0.58
13:c:83:ALA:N	13:c:158:VAL:O	2.36	0.58
11:T:136:LYS:NZ	12:U:13:LEU:O	2.17	0.58
1:C:158:TYR:OH	1:C:197:ILE:O	2.21	0.58
3:I:58:ILE:HG21	4:J:50:LYS:CB	2.33	0.58
2:B:45:LYS:NZ	3:I:132:LEU:O	2.37	0.58
1:E:154:GLY:N	1:E:178:SER:O	2.36	0.58
8:P:107:ASP:OD1	8:P:108:LYS:N	2.36	0.58
8:P:159:LYS:NZ	8:P:162:GLU:OE1	2.31	0.58
10:S:100:TYR:O	10:S:104:ILE:HG12	2.03	0.58
11:T:169:THR:HB	12:U:46:ALA:HB2	1.86	0.58
10:S:196:VAL:HA	10:S:200:ILE:HD13	1.86	0.58
11:T:58:MET:HE1	13:c:88:PHE:CE1	2.38	0.58
13:Z:89:ILE:HD12	13:Z:154:ALA:HB2	1.86	0.58
9:Q:601:ASP:O	9:Q:603:LYS:NZ	2.36	0.58
1:C:149:GLY:N	1:C:182:ILE:O	2.35	0.58
1:C:187:PRO:O	1:C:191:TYR:OH	2.19	0.58
1:E:297:PHE:HB3	1:E:312:MET:HE1	1.86	0.58
3:G:37:LEU:O	3:G:41:GLN:OE1	2.22	0.58
3:I:228:THR:HG22	3:I:228:THR:O	2.03	0.58
8:P:354:THR:OG1	8:P:357:ASP:OD2	2.16	0.58
8:P:417:ASP:HA	8:P:420:GLU:OE1	2.04	0.58
10:S:110:MET:HE2	10:S:123:ILE:HG21	1.85	0.58
11:T:166:THR:O	11:T:169:THR:OG1	2.19	0.58
4:H:76:VAL:HG13	4:H:76:VAL:O	2.04	0.58
9:Q:16:LEU:HD11	9:Q:372:ASP:HA	1.86	0.58
10:S:88:SER:N	10:S:91:THR:OG1	2.37	0.58
13:X:96:SER:O	13:Y:22:ILE:HD11	2.04	0.58
1:A:238:ARG:NH2	1:A:528:GLN:OE1	2.36	0.57
8:P:214:LEU:HD22	8:P:250:ILE:HG13	1.86	0.57
9:Q:280:ASN:HB3	9:Q:284:LEU:HD21	1.84	0.57
13:Z:112:GLY:O	13:Z:116:VAL:HG13	2.04	0.57
13:a:39:ILE:HG12	13:a:116:VAL:HG21	1.86	0.57

Continued on next page...

Continued from previous page...

Atom-1	Atom-2	Interatomic distance (Å)	Clash overlap (Å)
13:X:112:GLY:O	13:X:116:VAL:HG13	2.03	0.57
3:I:20:MET:HE2	3:I:20:MET:HA	1.85	0.57
1:C:513:ILE:HD11	1:C:561:VAL:CG2	2.35	0.57
2:F:105:SER:O	2:F:108:MET:HE1	2.03	0.57
9:Q:193:ARG:NH2	9:Q:218:ILE:O	2.37	0.57
11:T:68:VAL:HG12	11:T:115:LEU:HA	1.87	0.57
13:Z:59:MET:HE1	13:Z:133:LEU:HD13	1.87	0.57
8:P:49:SER:O	8:P:52:VAL:HG22	2.05	0.57
9:Q:784:VAL:HA	9:Q:788:MET:HE1	1.86	0.57
2:B:274:VAL:HB	2:B:329:ILE:HG22	1.87	0.57
13:W:110:ILE:HG21	13:X:33:ALA:HB1	1.87	0.57
2:F:420:VAL:HG11	5:M:169:ARG:HG3	1.86	0.57
4:L:111:ILE:HG23	4:L:111:ILE:O	2.05	0.57
1:A:611:PHE:O	1:A:615:THR:OG1	2.23	0.57
1:C:175:PRO:O	1:C:178:SER:OG	2.22	0.57
7:O:303:TRP:O	7:O:307:LYS:NZ	2.38	0.57
9:Q:222:VAL:O	9:Q:231:LYS:N	2.38	0.57
9:Q:327:ASN:OD1	9:Q:328:TYR:N	2.38	0.57
11:T:69:GLY:CA	13:c:99:LEU:HD11	2.35	0.57
13:a:34:LYS:HE3	13:a:110:ILE:HD13	1.87	0.57
8:P:273:ASP:O	8:P:276:LYS:N	2.35	0.56
2:D:149:GLU:O	2:D:166:ARG:NH2	2.35	0.56
1:E:251:THR:O	1:E:252:THR:OG1	2.19	0.56
9:Q:316:GLU:HA	9:Q:319:ILE:HG12	1.86	0.56
13:W:91:LEU:O	13:W:95:LEU:HD23	2.05	0.56
1:A:352:MET:HE3	1:A:412:ILE:HD13	1.87	0.56
1:E:511:ASP:O	1:E:514:THR:OG1	2.20	0.56
7:O:1:MET:H2	7:O:389:ILE:HA	1.71	0.56
7:O:107:VAL:HG23	7:O:108:PRO:HD3	1.88	0.56
8:P:407:ASP:OD2	8:P:410:VAL:HG23	2.04	0.56
9:Q:49:ARG:N	9:Q:52:GLN:OE1	2.36	0.56
11:T:97:THR:O	11:T:101:LEU:HD23	2.05	0.56
13:Y:89:ILE:HG23	13:Y:150:LEU:CD1	2.35	0.56
13:b:144:LEU:O	13:b:148:LEU:HD23	2.04	0.56
1:E:40:MET:HE2	1:E:40:MET:HA	1.87	0.56
1:C:589:PRO:O	1:C:590:SER:OG	2.17	0.56
1:E:51:VAL:O	1:E:56:LEU:N	2.37	0.56
3:K:192:ASN:OD1	3:K:193:ALA:N	2.39	0.56
9:Q:83:LEU:HD21	9:Q:307:ASP:HB3	1.87	0.56
13:V:34:LYS:NZ	13:V:106:PHE:O	2.39	0.56
1:A:496:GLU:O	1:A:500:GLN:OE1	2.24	0.56

Continued on next page...

Continued from previous page...

Atom-1	Atom-2	Interatomic distance (Å)	Clash overlap (Å)
2:B:484:PHE:O	2:B:487:ARG:NH2	2.39	0.56
12:U:119:VAL:HG11	12:U:140:ILE:HD13	1.88	0.56
2:B:22:VAL:HG11	3:I:206:ARG:HD2	1.86	0.56
8:P:465:VAL:O	8:P:468:TRP:HB3	2.05	0.56
6:N:32:THR:O	6:N:32:THR:HG22	2.06	0.56
7:O:380:THR:OG1	9:Q:205:ARG:NH1	2.39	0.56
9:Q:312:ASP:O	9:Q:316:GLU:OE1	2.24	0.56
9:Q:498:ASP:O	14:d:68:ARG:NH2	2.38	0.56
13:c:97:VAL:HG21	13:c:147:ALA:HB2	1.88	0.56
16:f:70:GLY:HA2	16:f:73:VAL:HG22	1.86	0.56
2:F:244:LEU:N	2:F:247:ASP:OD2	2.37	0.56
9:Q:311:GLN:O	9:Q:314:THR:OG1	2.22	0.56
1:E:523:GLU:O	1:E:585:LYS:NZ	2.39	0.56
1:C:304:MET:C	1:C:305:SER:HG	2.15	0.55
2:F:12:ASN:OD1	2:F:13:LYS:N	2.39	0.55
7:O:172:VAL:HG12	7:O:172:VAL:O	2.05	0.55
10:S:167:ASP:OD1	10:S:168:THR:N	2.36	0.55
2:B:270:THR:HG23	3:I:228:THR:HG22	1.87	0.55
1:E:237:GLN:N	1:E:241:ASP:OD2	2.39	0.55
5:M:87:VAL:HG21	6:N:21:LEU:HB3	1.88	0.55
6:N:9:ALA:HB2	6:N:64:ILE:HD12	1.88	0.55
7:O:56:GLY:O	7:O:61:LEU:HD21	2.05	0.55
13:V:153:ARG:O	13:V:156:GLN:NE2	2.40	0.55
13:Z:126:PHE:HA	13:Z:129:MET:HE2	1.87	0.55
13:c:98:GLY:O	13:c:102:LEU:HD23	2.06	0.55
2:B:281:MET:HE2	2:B:281:MET:N	2.20	0.55
12:U:118:MET:SD	12:U:119:VAL:N	2.80	0.55
13:b:142:TYR:HB3	13:c:68:LEU:HD11	1.87	0.55
13:c:7:VAL:O	13:c:7:VAL:HG22	2.07	0.55
2:F:103:PRO:HB2	2:F:128:ALA:HB2	1.88	0.55
1:A:290:MET:HE2	1:A:290:MET:N	2.22	0.55
1:A:542:LYS:HG2	1:A:546:MET:HE2	1.89	0.55
1:E:108:ILE:HG22	1:E:108:ILE:O	2.06	0.55
1:E:276:ASP:O	1:E:314:ARG:NE	2.40	0.55
3:G:114:ARG:NH1	3:G:145:ASP:OD1	2.39	0.55
2:D:32:SER:OG	2:D:40:ILE:O	2.14	0.55
7:O:49:LYS:NZ	7:O:327:ILE:O	2.36	0.55
9:Q:55:PHE:HA	9:Q:58:GLU:OE1	2.06	0.55
10:S:218:ARG:HD3	10:S:288:PHE:HB3	1.88	0.55
3:K:33:LYS:O	3:K:37:LEU:HD13	2.07	0.55
9:Q:146:GLN:O	9:Q:270:ARG:NH2	2.40	0.55

Continued on next page...

Continued from previous page...

Atom-1	Atom-2	Interatomic distance (Å)	Clash overlap (Å)
9:Q:194:ASP:OD1	9:Q:195:LYS:N	2.38	0.55
9:Q:286:THR:O	9:Q:290:THR:HG23	2.06	0.55
9:Q:432:MET:SD	9:Q:433:THR:HG23	2.47	0.55
13:b:4:LEU:HD23	13:c:80:GLN:OE1	2.06	0.55
12:U:140:ILE:HD11	13:V:32:THR:OG1	2.07	0.55
13:c:24:THR:OG1	13:c:63:ILE:O	2.25	0.55
2:B:59:ASP:OD1	2:B:60:GLY:N	2.39	0.55
1:C:425:ASP:OD1	1:C:428:THR:HG22	2.07	0.55
3:G:55:THR:HG22	4:H:46:TYR:CG	2.42	0.55
7:O:79:ILE:HD13	7:O:303:TRP:CE3	2.42	0.55
7:O:302:ASN:O	7:O:306:ILE:HG23	2.07	0.55
8:P:399:THR:O	8:P:403:GLU:OE1	2.24	0.55
1:A:529:ASN:OD1	1:A:530:GLY:N	2.40	0.55
2:B:179:PRO:O	2:B:182:GLU:N	2.40	0.55
8:P:258:VAL:HG13	8:P:259:PHE:CD1	2.42	0.55
9:Q:420:ALA:HB1	9:Q:472:SER:HA	1.89	0.55
10:S:286:ASP:OD2	10:S:340:ASN:ND2	2.40	0.55
13:X:113:ASP:HA	13:X:116:VAL:HG22	1.88	0.55
13:Z:158:VAL:HG12	13:Z:158:VAL:O	2.07	0.55
1:E:196:LYS:NZ	1:E:199:GLU:OE2	2.39	0.54
7:O:148:THR:HB	7:O:288:LEU:HD11	1.89	0.54
10:S:100:TYR:HA	10:S:103:MET:HG3	1.89	0.54
8:P:318:ALA:O	8:P:321:THR:N	2.40	0.54
12:U:122:VAL:HG12	12:U:126:LYS:HE3	1.88	0.54
13:Z:99:LEU:CD2	13:a:22:ILE:HG23	2.35	0.54
13:b:116:VAL:HG22	13:b:117:ARG:NH2	2.21	0.54
1:A:495:LEU:O	1:A:498:VAL:HG22	2.07	0.54
2:B:182:GLU:N	2:B:182:GLU:OE1	2.38	0.54
7:O:92:THR:HG23	7:O:92:THR:O	2.07	0.54
13:Y:3:GLU:OE2	13:Y:8:TYR:OH	2.21	0.54
13:a:1:MET:HE2	13:a:7:VAL:HG13	1.88	0.54
1:A:239:VAL:HG21	1:A:454:ILE:HD11	1.88	0.54
1:C:178:SER:O	1:C:179:ARG:NH1	2.38	0.54
2:F:298:VAL:HG13	2:F:298:VAL:O	2.07	0.54
3:I:121:LEU:HD11	3:I:188:VAL:CG1	2.37	0.54
3:K:39:ALA:HB2	4:L:28:ARG:HG3	1.89	0.54
3:I:212:GLU:OE1	3:I:212:GLU:N	2.40	0.54
8:P:313:LEU:HD21	8:P:346:LEU:CD1	2.38	0.54
10:S:182:ASN:HB2	10:S:241:LEU:HD22	1.88	0.54
13:X:16:GLY:O	13:X:19:SER:OG	2.23	0.54
1:A:493:GLU:O	1:A:497:GLN:NE2	2.39	0.54

Continued on next page...

Continued from previous page...

Atom-1	Atom-2	Interatomic distance (Å)	Clash overlap (Å)
1:E:233:LEU:HD21	1:E:248:GLN:HB3	1.89	0.54
9:Q:185:ASN:ND2	9:Q:243:ASP:OD1	2.38	0.54
10:S:296:CYS:SG	10:S:345:TYR:OH	2.65	0.54
11:T:146:PHE:CE1	11:T:150:ILE:HD11	2.42	0.54
13:a:77:SER:O	13:a:82:GLN:NE2	2.40	0.54
1:E:194:ASP:OD1	1:E:194:ASP:N	2.39	0.54
3:K:147:ASP:OD1	3:K:148:LEU:N	2.41	0.54
7:O:223:SER:OG	7:O:224:VAL:N	2.41	0.54
8:P:412:ALA:O	8:P:416:HIS:ND1	2.41	0.54
3:K:58:ILE:HG23	4:L:50:LYS:HG3	1.90	0.54
9:Q:558:ASN:OD1	9:Q:559:HIS:N	2.41	0.54
12:U:107:PHE:HB2	13:V:22:ILE:HG23	1.88	0.54
13:b:66:TYR:O	13:b:69:VAL:HG12	2.08	0.54
2:D:209:SER:OG	2:D:272:ARG:NE	2.39	0.54
1:E:191:TYR:HB2	1:E:211:LEU:HD11	1.89	0.54
5:M:91:ARG:O	5:M:114:ASP:N	2.39	0.54
11:T:86:MET:CE	11:T:171:ALA:HB2	2.38	0.54
1:A:465:ASN:OD1	1:A:466:VAL:N	2.41	0.53
2:D:359:PHE:N	2:D:378:SER:OG	2.37	0.53
1:A:221:ARG:NE	1:A:345:ASP:OD2	2.38	0.53
7:O:174:SER:O	7:O:175:LEU:HD22	2.07	0.53
9:Q:403:ARG:NH2	9:Q:561:TYR:O	2.35	0.53
11:T:101:LEU:HD11	13:c:131:LEU:HD23	1.89	0.53
7:O:102:ILE:HD12	7:O:107:VAL:O	2.08	0.53
8:P:236:ASN:HB2	9:Q:362:ILE:HG23	1.89	0.53
10:S:4:VAL:HG21	11:T:161:ILE:HD11	1.91	0.53
2:D:335:LEU:HD21	2:D:350:THR:HG21	1.91	0.53
8:P:288:ARG:HG2	8:P:289:LEU:HD23	1.89	0.53
9:Q:481:ASP:OD1	9:Q:481:ASP:N	2.41	0.53
13:b:43:CYS:SG	13:b:44:VAL:N	2.81	0.53
2:D:460:GLN:O	2:D:463:SER:OG	2.16	0.53
3:K:35:ILE:HD11	4:L:28:ARG:NH1	2.23	0.53
10:S:245:ILE:HD12	10:S:250:PRO:HB3	1.90	0.53
13:Z:146:VAL:CG1	13:a:68:LEU:HD12	2.38	0.53
8:P:21:ARG:NH1	8:P:48:GLU:OE1	2.42	0.53
9:Q:613:ILE:HD13	13:X:76:TYR:CD1	2.44	0.53
13:W:20:ALA:O	13:W:24:THR:HG23	2.08	0.53
7:O:302:ASN:OD1	7:O:303:TRP:N	2.41	0.53
8:P:44:ALA:O	8:P:47:LEU:HD21	2.08	0.53
8:P:434:GLN:N	8:P:434:GLN:OE1	2.40	0.53
9:Q:487:MET:HE1	9:Q:489:ILE:HD11	1.91	0.53

Continued on next page...

Continued from previous page...

Atom-1	Atom-2	Interatomic distance (Å)	Clash overlap (Å)
13:b:39:ILE:CD1	13:b:116:VAL:HG21	2.38	0.53
1:C:193:LEU:HD22	1:C:212:TYR:HB3	1.91	0.53
5:M:109:PHE:N	5:M:151:SER:OG	2.34	0.53
1:E:484:ARG:CZ	1:E:551:ILE:HG23	2.39	0.53
9:Q:193:ARG:NH1	9:Q:217:GLU:OE2	2.42	0.53
11:T:36:LYS:HG3	11:T:41:HIS:HB2	1.91	0.53
13:V:95:LEU:HD12	13:V:96:SER:N	2.23	0.53
13:X:39:ILE:HA	13:X:42:THR:HG22	1.89	0.53
1:E:499:VAL:O	1:E:503:GLY:N	2.40	0.53
8:P:7:LEU:HD22	8:P:189:LEU:HD21	1.91	0.53
8:P:153:ASN:OD1	8:P:199:TYR:OH	2.27	0.53
8:P:173:ILE:HG22	8:P:186:CYS:SG	2.49	0.53
9:Q:488:THR:HG22	9:Q:490:PHE:H	1.73	0.53
10:S:104:ILE:HD13	10:S:158:LEU:HD13	1.91	0.53
2:F:260:LEU:HD13	2:F:318:ARG:HD2	1.91	0.52
7:O:12:ILE:C	7:O:13:LEU:HD22	2.34	0.52
8:P:335:LEU:O	8:P:339:ILE:HG23	2.09	0.52
9:Q:43:ASP:OD1	9:Q:44:LEU:N	2.43	0.52
9:Q:754:THR:HG21	9:Q:777:TRP:HD1	1.73	0.52
9:Q:776:MET:O	9:Q:780:LEU:HD13	2.09	0.52
11:T:158:ILE:HG21	12:U:32:LEU:HD23	1.90	0.52
13:a:28:ALA:CB	13:a:60:ALA:HB1	2.39	0.52
11:T:189:ILE:O	11:T:192:SER:OG	2.23	0.52
13:Y:118:GLY:O	13:Z:44:VAL:HG23	2.10	0.52
14:d:56:LEU:HD23	14:d:56:LEU:H	1.74	0.52
8:P:212:PRO:HA	8:P:215:PHE:HB3	1.91	0.52
9:Q:418:MET:O	9:Q:422:MET:HE3	2.10	0.52
8:P:84:LEU:HD21	8:P:123:GLN:HB3	1.92	0.52
10:S:245:ILE:O	10:S:245:ILE:HG23	2.09	0.52
13:X:22:ILE:O	13:X:26:LEU:HD23	2.09	0.52
14:d:32:VAL:O	14:d:36:THR:HG22	2.09	0.52
1:C:166:LEU:HD23	1:C:313:LYS:HB3	1.91	0.52
1:E:482:ARG:HB3	1:E:547:MET:HE1	1.90	0.52
8:P:28:ASP:OD1	8:P:29:ALA:N	2.42	0.52
9:Q:215:THR:HG22	9:Q:236:PHE:HA	1.92	0.52
2:B:361:ASP:OD1	2:B:362:ARG:N	2.43	0.52
1:C:495:LEU:O	1:C:499:VAL:HG23	2.08	0.52
8:P:188:ARG:NE	8:P:192:GLU:OE2	2.41	0.52
8:P:236:ASN:HA	9:Q:362:ILE:HG23	1.90	0.52
13:W:84:LEU:HD13	13:W:88:PHE:CE2	2.45	0.52
13:c:59:MET:HE2	13:c:59:MET:HA	1.92	0.52

Continued on next page...

Continued from previous page...

Atom-1	Atom-2	Interatomic distance (Å)	Clash overlap (Å)
3:G:122:GLN:HB2	3:G:152:MET:HE1	1.91	0.52
3:K:27:GLU:OE2	8:P:288:ARG:NH2	2.43	0.52
8:P:454:TYR:OH	9:Q:120:ARG:HG2	2.10	0.52
9:Q:115:SER:O	9:Q:116:TYR:C	2.53	0.52
9:Q:203:LEU:HA	9:Q:206:VAL:HG22	1.90	0.52
11:T:69:GLY:O	11:T:73:VAL:HG23	2.09	0.52
7:O:148:THR:HB	7:O:288:LEU:HD21	1.91	0.52
8:P:332:ASP:OD1	8:P:333:GLU:N	2.43	0.52
8:P:409:GLN:O	8:P:413:VAL:HG13	2.10	0.52
8:P:420:GLU:O	8:P:424:HIS:ND1	2.42	0.52
8:P:445:MET:HB2	8:P:460:VAL:HG21	1.92	0.52
13:V:22:ILE:O	13:V:26:LEU:HD23	2.09	0.52
3:I:58:ILE:HG21	4:J:50:LYS:HB3	1.92	0.52
13:W:138:VAL:HG12	13:W:142:TYR:CZ	2.45	0.52
1:C:374:MET:HE2	1:C:374:MET:HA	1.91	0.52
3:K:27:GLU:OE2	8:P:288:ARG:NH1	2.43	0.52
7:O:224:VAL:HG13	7:O:233:LEU:H	1.74	0.52
8:P:236:ASN:OD1	8:P:237:HIS:N	2.43	0.52
8:P:464:MET:O	8:P:467:ASN:HB2	2.10	0.52
10:S:28:ASN:O	10:S:31:ILE:HG22	2.10	0.52
1:A:187:PRO:O	1:A:191:TYR:OH	2.18	0.51
8:P:82:HIS:O	8:P:85:SER:OG	2.28	0.51
8:P:337:GLN:O	8:P:340:SER:OG	2.25	0.51
9:Q:134:GLN:HA	9:Q:137:ASP:OD2	2.11	0.51
7:O:241:LYS:NZ	7:O:242:ASN:OD1	2.41	0.51
9:Q:803:VAL:HG23	9:Q:804:GLU:HG3	1.93	0.51
12:U:104:CYS:O	13:V:22:ILE:HD11	2.09	0.51
13:Z:153:ARG:NH1	13:a:75:CYS:O	2.42	0.51
14:d:43:MET:O	14:d:47:MET:SD	2.68	0.51
3:K:23:PHE:CZ	9:Q:362:ILE:HG21	2.45	0.51
7:O:46:SER:OG	7:O:112:GLU:OE1	2.21	0.51
1:E:171:LYS:O	1:E:346:GLN:NE2	2.44	0.51
2:F:253:ILE:O	2:F:253:ILE:HG22	2.10	0.51
2:F:473:LEU:HB3	2:F:476:ILE:HD12	1.91	0.51
9:Q:135:LYS:O	9:Q:139:GLU:OE1	2.29	0.51
9:Q:328:TYR:OH	9:Q:333:LYS:NZ	2.43	0.51
11:T:80:PHE:CD2	13:c:110:ILE:HG21	2.45	0.51
1:A:59:GLU:OE1	1:A:73:TYR:OH	2.28	0.51
2:B:298:VAL:HG12	5:M:201:TYR:OH	2.11	0.51
1:C:93:SER:OG	1:C:215:TRP:O	2.28	0.51
1:C:335:THR:O	1:C:338:THR:OG1	2.26	0.51

Continued on next page...

Continued from previous page...

Atom-1	Atom-2	Interatomic distance (Å)	Clash overlap (Å)
4:L:73:GLU:O	4:L:77:GLN:NE2	2.36	0.51
8:P:252:LEU:HA	8:P:255:PHE:CZ	2.45	0.51
9:Q:44:LEU:HD23	9:Q:44:LEU:H	1.76	0.51
1:A:483:ASP:OD1	1:A:484:ARG:N	2.41	0.51
1:E:101:MET:HE3	1:E:314:ARG:HA	1.93	0.51
1:E:545:ASP:OD1	1:E:548:ARG:NH2	2.41	0.51
2:F:104:VAL:O	2:F:128:ALA:HB1	2.10	0.51
8:P:430:ARG:O	8:P:433:GLU:N	2.43	0.51
1:E:29:SER:OG	2:F:70:ILE:O	2.25	0.51
7:O:288:LEU:HA	7:O:291:LEU:HD12	1.92	0.51
8:P:171:ILE:HD12	8:P:171:ILE:H	1.76	0.51
8:P:235:SER:HB3	8:P:240:ILE:HG12	1.93	0.51
9:Q:205:ARG:O	9:Q:208:ARG:NH1	2.35	0.51
13:Z:133:LEU:HD12	13:Z:134:ILE:N	2.26	0.51
10:S:88:SER:O	10:S:92:ARG:N	2.39	0.51
12:U:55:LEU:HD12	12:U:127:TYR:OH	2.10	0.51
13:Y:110:ILE:HG21	13:Z:33:ALA:HB1	1.92	0.51
7:O:238:LEU:HD11	7:O:243:VAL:HA	1.92	0.51
7:O:381:GLU:O	9:Q:205:ARG:CZ	2.59	0.51
13:X:131:LEU:HD11	13:Y:54:ILE:HD12	1.92	0.51
1:C:49:VAL:HG22	1:C:58:GLY:O	2.10	0.51
7:O:244:GLN:OE1	7:O:248:THR:OG1	2.29	0.51
9:Q:115:SER:O	9:Q:119:GLU:OE1	2.29	0.51
9:Q:119:GLU:O	9:Q:120:ARG:C	2.54	0.51
9:Q:443:GLU:OE1	9:Q:462:ARG:NE	2.44	0.51
11:T:112:ILE:O	11:T:116:ILE:HG23	2.10	0.51
13:X:83:ALA:HB3	13:X:86:THR:HG22	1.93	0.51
13:Z:99:LEU:HD23	13:Z:99:LEU:O	2.11	0.51
16:f:41:SER:OG	16:f:44:ASP:N	2.44	0.51
1:A:282:GLY:O	1:A:320:ASN:N	2.44	0.50
2:F:159:ASP:O	2:F:163:SER:OG	2.20	0.50
3:G:20:MET:HE3	7:O:216:ASN:ND2	2.23	0.50
6:N:40:TYR:CD2	6:N:73:ILE:HD11	2.46	0.50
8:P:465:VAL:HG21	9:Q:127:ALA:O	2.10	0.50
9:Q:25:ILE:HD13	9:Q:364:VAL:HG11	1.92	0.50
13:W:129:MET:SD	13:W:133:LEU:HD22	2.50	0.50
7:O:62:ILE:HG13	7:O:63:VAL:N	2.25	0.50
7:O:282:GLN:OE1	7:O:285:ARG:NH2	2.44	0.50
9:Q:741:LEU:O	9:Q:745:GLN:OE1	2.30	0.50
14:d:48:TRP:O	14:d:51:THR:HG22	2.10	0.50
1:A:184:TRP:O	1:A:198:LEU:HD12	2.11	0.50

Continued on next page...

Continued from previous page...

Atom-1	Atom-2	Interatomic distance (Å)	Clash overlap (Å)
1:E:482:ARG:NH1	1:E:483:ASP:OD1	2.44	0.50
5:M:17:LEU:C	5:M:18:MET:HE2	2.36	0.50
7:O:21:GLN:OE1	7:O:21:GLN:N	2.44	0.50
9:Q:112:ARG:HD2	9:Q:113:ASN:N	2.26	0.50
9:Q:357:ILE:O	9:Q:358:ALA:C	2.54	0.50
1:A:203:ASP:OD1	1:A:203:ASP:N	2.43	0.50
2:B:417:LYS:O	2:B:421:GLY:N	2.44	0.50
5:M:87:VAL:HG11	6:N:21:LEU:HD22	1.93	0.50
13:W:83:ALA:O	13:W:86:THR:OG1	2.22	0.50
13:Y:99:LEU:HD12	13:Z:22:ILE:HG21	1.93	0.50
13:Z:142:TYR:CD1	13:a:68:LEU:HD22	2.46	0.50
14:d:44:MET:HA	14:d:47:MET:SD	2.51	0.50
2:B:270:THR:O	2:B:270:THR:HG22	2.12	0.50
7:O:11:PHE:HB2	7:O:390:ILE:HG13	1.94	0.50
9:Q:133:VAL:HG23	9:Q:134:GLN:OE1	2.11	0.50
10:S:256:LEU:HD23	10:S:265:VAL:HA	1.94	0.50
7:O:362:GLY:O	9:Q:205:ARG:NH2	2.33	0.50
12:U:143:PHE:CE1	13:V:57:VAL:HG12	2.46	0.50
2:B:22:VAL:HG21	3:I:206:ARG:HD3	1.93	0.50
3:K:65:LYS:CD	4:L:54:LEU:HD22	2.41	0.50
13:W:138:VAL:HG12	13:W:142:TYR:CE1	2.47	0.50
13:X:131:LEU:HD21	13:Y:54:ILE:CD1	2.42	0.50
13:Y:85:TYR:CE2	13:Y:89:ILE:HD11	2.46	0.50
1:E:592:GLY:O	1:E:595:GLU:N	2.45	0.50
4:H:30:ASP:OD1	4:H:31:LYS:N	2.45	0.50
3:K:26:LYS:O	3:K:30:GLU:HG2	2.11	0.50
7:O:75:ILE:HD11	7:O:306:ILE:HD13	1.94	0.50
9:Q:12:ALA:N	9:Q:379:THR:OG1	2.38	0.50
11:T:51:LEU:O	11:T:54:THR:OG1	2.30	0.50
13:W:135:PHE:O	13:W:139:LEU:HD23	2.12	0.50
3:I:179:LEU:HD12	3:I:179:LEU:H	1.76	0.50
8:P:213:THR:HG22	8:P:217:ILE:HD11	1.94	0.50
13:V:126:PHE:HA	13:V:129:MET:HE1	1.94	0.50
13:W:54:ILE:O	13:W:57:VAL:HG12	2.12	0.50
13:X:82:GLN:OE1	13:X:86:THR:HG23	2.12	0.50
13:Y:89:ILE:HG21	13:Y:154:ALA:HB2	1.94	0.50
3:G:148:LEU:O	3:G:151:SER:OG	2.24	0.49
8:P:268:LEU:HD12	8:P:268:LEU:H	1.77	0.49
8:P:370:TRP:HA	8:P:413:VAL:HG11	1.94	0.49
9:Q:134:GLN:O	9:Q:137:ASP:OD1	2.30	0.49
13:Z:55:VAL:HG12	13:Z:59:MET:HE2	1.92	0.49

Continued on next page...

Continued from previous page...

Atom-1	Atom-2	Interatomic distance (Å)	Clash overlap (Å)
13:c:30:TYR:CD2	15:e:244:ILE:HD13	2.47	0.49
2:F:426:SER:N	2:F:429:ASP:OD2	2.44	0.49
5:M:176:VAL:HG23	5:M:177:ILE:HG12	1.93	0.49
7:O:299:VAL:O	7:O:302:ASN:OD1	2.29	0.49
7:O:321:LEU:HD23	7:O:325:PHE:CE1	2.47	0.49
8:P:450:GLN:HA	8:P:453:ARG:HB3	1.93	0.49
13:V:135:PHE:O	13:V:138:VAL:HG22	2.12	0.49
13:c:126:PHE:O	13:c:130:ILE:HD12	2.13	0.49
3:K:23:PHE:HZ	9:Q:362:ILE:HG21	1.76	0.49
12:U:70:ALA:O	12:U:74:LEU:HD13	2.13	0.49
13:Z:6:PRO:HG2	13:Z:84:LEU:HD13	1.93	0.49
13:Z:124:ARG:O	13:Z:127:VAL:HG22	2.12	0.49
5:M:71:VAL:O	5:M:75:THR:HG22	2.12	0.49
7:O:377:LEU:H	7:O:377:LEU:HD23	1.77	0.49
1:A:382:ALA:HB1	2:F:290:GLU:HG2	1.94	0.49
4:L:69:GLU:OE2	4:L:70:LYS:NZ	2.35	0.49
5:M:43:PHE:O	5:M:47:THR:HG23	2.13	0.49
8:P:256:ASN:CG	8:P:258:VAL:HG12	2.37	0.49
8:P:455:ASN:ND2	8:P:458:LEU:HD12	2.27	0.49
11:T:56:PRO:HD2	11:T:133:MET:SD	2.51	0.49
5:M:212:ASN:OD1	5:M:213:GLU:N	2.46	0.49
8:P:258:VAL:HG13	8:P:259:PHE:HD1	1.78	0.49
9:Q:732:SER:O	9:Q:735:ARG:NH1	2.46	0.49
11:T:69:GLY:HA3	13:c:99:LEU:HD11	1.94	0.49
2:B:63:ARG:NE	2:B:81:GLU:O	2.46	0.49
2:B:374:ASN:OD1	2:B:374:ASN:O	2.31	0.49
1:E:193:LEU:HD23	1:E:193:LEU:H	1.77	0.49
4:J:30:ASP:OD1	4:J:31:LYS:N	2.46	0.49
8:P:47:LEU:HD22	8:P:99:LEU:HD21	1.93	0.49
9:Q:120:ARG:O	9:Q:123:GLN:HG2	2.12	0.49
13:b:117:ARG:HA	13:b:117:ARG:NE	2.28	0.49
14:d:33:TRP:O	14:d:37:VAL:HG22	2.13	0.49
7:O:14:ILE:O	7:O:16:LEU:HD12	2.13	0.49
9:Q:317:LYS:O	9:Q:321:GLU:OE1	2.31	0.49
9:Q:399:ILE:HD12	9:Q:814:GLY:C	2.37	0.49
9:Q:464:ILE:HG22	9:Q:468:MET:CE	2.43	0.49
13:b:104:ALA:O	13:b:108:ILE:HG23	2.13	0.49
2:F:361:ASP:OD1	2:F:362:ARG:N	2.45	0.49
12:U:18:PHE:CE1	12:U:92:LEU:HD11	2.47	0.49
1:A:312:MET:HA	1:A:312:MET:HE2	1.94	0.49
1:E:111:PRO:O	1:E:115:ILE:HD12	2.12	0.49

Continued on next page...

Continued from previous page...

Atom-1	Atom-2	Interatomic distance (Å)	Clash overlap (Å)
7:O:54:LYS:O	7:O:55:ILE:HD13	2.13	0.49
8:P:84:LEU:HD21	8:P:123:GLN:CB	2.43	0.49
8:P:313:LEU:HD21	8:P:346:LEU:HD11	1.95	0.49
11:T:60:ALA:HA	11:T:145:LEU:HD11	1.95	0.49
13:W:23:PHE:HD2	13:W:98:GLY:HA3	1.78	0.49
13:a:92:GLY:O	13:b:18:ALA:HB2	2.13	0.49
1:C:525:PHE:HD1	1:C:546:MET:HE2	1.78	0.48
8:P:342:LEU:C	8:P:342:LEU:HD23	2.37	0.48
8:P:394:LEU:HA	8:P:397:ILE:HD12	1.94	0.48
12:U:107:PHE:CB	13:V:22:ILE:HG23	2.43	0.48
13:c:12:PHE:CE2	13:c:88:PHE:CE1	3.01	0.48
13:c:142:TYR:O	13:c:145:ILE:HG22	2.13	0.48
2:D:146:TYR:O	2:D:321:ARG:NH1	2.46	0.48
8:P:453:ARG:HH22	9:Q:293:THR:HG21	1.78	0.48
10:S:210:THR:HG23	10:S:211:LEU:N	2.28	0.48
2:B:174:SER:OG	2:B:175:ALA:N	2.46	0.48
2:F:241:PHE:C	2:F:242:LEU:HD22	2.38	0.48
5:M:61:MET:SD	6:N:94:ILE:HD11	2.53	0.48
7:O:102:ILE:HG13	7:O:107:VAL:HG12	1.94	0.48
8:P:393:GLU:O	8:P:396:LYS:HB3	2.14	0.48
1:A:251:THR:HA	1:A:412:ILE:HG23	1.94	0.48
1:C:309:GLU:N	1:C:310:PRO:HD2	2.28	0.48
2:D:45:LYS:NZ	3:K:134:GLU:OE2	2.40	0.48
2:F:304:TYR:HB3	2:F:308:MET:HE1	1.95	0.48
7:O:256:ILE:O	7:O:256:ILE:HG13	2.13	0.48
8:P:318:ALA:C	8:P:322:VAL:HG23	2.38	0.48
9:Q:107:ILE:O	9:Q:111:VAL:HG23	2.13	0.48
9:Q:566:ILE:O	9:Q:655:HIS:NE2	2.46	0.48
11:T:60:ALA:O	11:T:64:ILE:HG23	2.13	0.48
13:b:19:SER:OG	13:b:20:ALA:N	2.45	0.48
1:C:129:ASP:OD1	1:C:129:ASP:N	2.46	0.48
2:F:26:LEU:HD23	3:G:199:ILE:HD11	1.95	0.48
5:M:114:ASP:CG	5:M:117:ILE:HG22	2.38	0.48
8:P:36:LEU:HD13	8:P:44:ALA:HB3	1.95	0.48
9:Q:53:ARG:HD3	9:Q:324:ASN:OD1	2.13	0.48
13:V:39:ILE:HD12	13:V:53:ASN:HB3	1.94	0.48
13:X:121:GLN:HE21	13:Y:44:VAL:HG22	1.78	0.48
13:Y:95:LEU:HD11	13:Z:18:ALA:HB1	1.96	0.48
13:b:55:VAL:N	13:b:56:PRO:CD	2.76	0.48
1:A:374:MET:SD	1:A:374:MET:N	2.87	0.48
1:E:61:ILE:HG21	1:E:371:LEU:HD21	1.95	0.48

Continued on next page...

Continued from previous page...

Atom-1	Atom-2	Interatomic distance (Å)	Clash overlap (Å)
4:J:2:SER:N	9:Q:151:PHE:O	2.46	0.48
8:P:291:ILE:HG22	8:P:291:ILE:O	2.14	0.48
8:P:400:LYS:HA	8:P:403:GLU:OE1	2.13	0.48
13:W:38:GLY:HA3	13:W:116:VAL:HG11	1.95	0.48
13:X:28:ALA:O	13:X:32:THR:HG23	2.14	0.48
1:C:506:ALA:C	1:C:507:LEU:HD22	2.38	0.48
8:P:188:ARG:HD3	8:P:245:HIS:CD2	2.49	0.48
13:W:65:ILE:HG22	13:W:65:ILE:O	2.13	0.48
13:Y:9:ALA:HB3	13:Y:10:PRO:HD3	1.94	0.48
13:Z:48:ASP:OD1	13:Z:48:ASP:N	2.46	0.48
13:b:116:VAL:HG13	13:b:117:ARG:NH1	2.28	0.48
13:b:117:ARG:NH2	13:b:120:SER:OG	2.44	0.48
13:b:117:ARG:CB	15:e:254:LEU:HD23	2.43	0.48
2:F:51:GLU:H	2:F:67:VAL:HG12	1.77	0.48
8:P:204:TRP:CZ2	8:P:263:LEU:HD11	2.49	0.48
9:Q:62:LEU:O	9:Q:65:VAL:HG22	2.13	0.48
1:E:297:PHE:CB	1:E:312:MET:HE1	2.44	0.48
8:P:94:LYS:HD2	8:P:94:LYS:N	2.28	0.48
13:Z:55:VAL:HA	13:Z:58:ILE:HG22	1.95	0.48
14:d:7:VAL:O	14:d:11:PHE:CD2	2.67	0.48
1:C:102:GLU:HA	1:C:312:MET:HB3	1.96	0.48
1:C:285:GLU:OE2	1:C:286:ARG:NH1	2.47	0.48
2:D:257:ARG:HH12	2:D:315:ILE:HD11	1.78	0.48
1:E:141:PHE:HA	1:E:161:VAL:HG22	1.96	0.48
7:O:107:VAL:CG2	7:O:108:PRO:HD3	2.44	0.48
8:P:133:LYS:HA	8:P:169:ASN:HB2	1.96	0.48
9:Q:464:ILE:HG22	9:Q:468:MET:HE3	1.96	0.48
10:S:103:MET:HE1	10:S:158:LEU:HD11	1.96	0.48
10:S:205:LYS:C	10:S:209:GLN:OE1	2.57	0.48
11:T:104:ILE:HG22	11:T:108:GLU:OE2	2.14	0.48
1:C:137:ILE:HD12	1:C:139:TRP:CZ2	2.49	0.47
3:I:58:ILE:HG21	4:J:50:LYS:HB2	1.95	0.47
5:M:47:THR:HG21	6:N:116:PHE:HE1	1.78	0.47
7:O:391:ASN:OD1	7:O:392:LEU:N	2.47	0.47
8:P:202:VAL:HG13	8:P:203:ILE:N	2.29	0.47
8:P:251:TRP:HA	8:P:293:ILE:HD13	1.95	0.47
9:Q:239:PHE:O	9:Q:240:SER:OG	2.29	0.47
13:Z:40:CYS:SG	13:Z:41:ALA:N	2.86	0.47
1:C:30:VAL:HG22	1:C:35:VAL:HG23	1.96	0.47
2:D:124:PRO:HB2	3:K:93:GLU:HG3	1.95	0.47
1:E:450:HIS:O	1:E:453:SER:OG	2.32	0.47

Continued on next page...

Continued from previous page...

Atom-1	Atom-2	Interatomic distance (Å)	Clash overlap (Å)
2:F:395:ASP:N	2:F:395:ASP:OD1	2.47	0.47
7:O:11:PHE:CD1	7:O:331:ALA:HA	2.50	0.47
7:O:95:ASN:OD1	7:O:99:THR:OG1	2.31	0.47
8:P:338:ASP:OD1	8:P:338:ASP:N	2.48	0.47
8:P:430:ARG:O	8:P:434:GLN:OE1	2.31	0.47
13:c:131:LEU:O	13:c:134:ILE:HG22	2.14	0.47
9:Q:449:MET:O	9:Q:451:ARG:NH1	2.44	0.47
9:Q:637:LEU:HA	9:Q:640:MET:SD	2.54	0.47
11:T:80:PHE:CG	13:c:110:ILE:HG21	2.49	0.47
1:E:223:VAL:HG21	1:E:398:ALA:HB3	1.96	0.47
1:E:263:THR:O	1:E:267:GLN:NE2	2.48	0.47
3:G:103:THR:CG2	4:H:95:VAL:HG12	2.44	0.47
7:O:369:THR:HG23	7:O:369:THR:O	2.12	0.47
1:C:358:SER:OG	2:D:352:TYR:OH	2.31	0.47
4:H:111:ILE:HG22	4:H:111:ILE:O	2.14	0.47
3:I:20:MET:HE1	9:Q:241:HIS:CG	2.49	0.47
8:P:37:SER:HB3	8:P:83:LEU:HD21	1.96	0.47
8:P:265:GLN:HA	8:P:268:LEU:HD11	1.97	0.47
8:P:310:LYS:O	8:P:314:LEU:HD23	2.15	0.47
8:P:352:GLU:N	8:P:352:GLU:CD	2.73	0.47
9:Q:21:ILE:HG13	9:Q:366:SER:HB2	1.95	0.47
10:S:49:THR:O	10:S:52:GLY:N	2.46	0.47
13:X:48:ASP:OD1	13:X:48:ASP:N	2.47	0.47
13:b:95:LEU:HD12	13:b:96:SER:N	2.29	0.47
2:B:175:ALA:H	2:B:178:LEU:HD12	1.79	0.47
1:C:93:SER:OG	1:C:214:THR:OG1	2.20	0.47
1:E:238:ARG:HG2	1:E:543:THR:HG22	1.96	0.47
3:K:65:LYS:HD2	4:L:54:LEU:HD22	1.96	0.47
7:O:68:LEU:HD23	7:O:68:LEU:C	2.40	0.47
8:P:256:ASN:OD1	8:P:258:VAL:HG12	2.15	0.47
8:P:260:ALA:O	8:P:264:VAL:HG22	2.14	0.47
1:A:290:MET:HA	1:A:293:VAL:HG22	1.97	0.47
2:F:25:ARG:HH11	3:G:209:LEU:HD13	1.79	0.47
2:F:218:ASN:ND2	2:F:220:GLU:OE2	2.47	0.47
3:I:50:ILE:HG21	4:J:39:ALA:HB1	1.97	0.47
7:O:174:SER:C	7:O:175:LEU:HD22	2.40	0.47
8:P:16:ILE:HA	8:P:19:ILE:HB	1.97	0.47
8:P:278:VAL:HG11	8:P:290:CYS:SG	2.55	0.47
8:P:399:THR:O	8:P:402:LEU:N	2.48	0.47
8:P:409:GLN:O	8:P:413:VAL:HG22	2.15	0.47
9:Q:132:GLU:CD	9:Q:132:GLU:H	2.22	0.47

Continued on next page...

Continued from previous page...

Atom-1	Atom-2	Interatomic distance (Å)	Clash overlap (Å)
9:Q:192:ALA:N	9:Q:257:ASP:OD2	2.48	0.47
9:Q:464:ILE:HD12	9:Q:464:ILE:H	1.79	0.47
10:S:234:ASP:OD1	10:S:236:ASP:N	2.44	0.47
4:J:73:GLU:O	4:J:76:VAL:HG12	2.15	0.47
7:O:364:ILE:HG22	7:O:374:TYR:CD2	2.50	0.47
8:P:146:VAL:HG12	8:P:150:LEU:HD12	1.95	0.47
8:P:282:ILE:HD11	8:P:287:SER:HA	1.97	0.47
13:X:99:LEU:HB3	13:Y:22:ILE:HD12	1.97	0.47
13:Y:39:ILE:HA	13:Y:116:VAL:HG11	1.97	0.47
2:F:393:ARG:NH2	2:F:455:PHE:O	2.48	0.47
3:K:154:ASP:N	3:K:154:ASP:OD1	2.46	0.47
6:N:40:TYR:HD2	6:N:73:ILE:HD11	1.80	0.47
8:P:341:ASN:O	8:P:345:ILE:HG12	2.14	0.47
8:P:461:GLN:HE21	8:P:465:VAL:HG21	1.79	0.47
9:Q:75:LEU:H	9:Q:75:LEU:HD12	1.80	0.47
10:S:83:ILE:O	10:S:87:SER:N	2.48	0.47
13:V:107:ALA:O	13:V:111:VAL:HG22	2.15	0.47
13:W:99:LEU:HD11	13:X:22:ILE:CB	2.44	0.47
13:b:153:ARG:HG2	13:c:78:LEU:HD12	1.96	0.47
2:B:114:ASP:OD1	2:B:118:ARG:N	2.38	0.47
1:C:320:ASN:ND2	1:C:332:SER:OG	2.41	0.47
3:G:154:ASP:OD1	3:G:155:ASP:N	2.47	0.47
6:N:71:GLN:HB3	6:N:105:LYS:HD3	1.97	0.47
7:O:326:ASN:OD1	7:O:327:ILE:N	2.48	0.47
8:P:277:LEU:HD22	8:P:290:CYS:HB2	1.97	0.47
10:S:205:LYS:O	10:S:209:GLN:OE1	2.32	0.47
8:P:191:GLN:HG2	8:P:249:LEU:HB2	1.97	0.46
8:P:279:LYS:HB3	8:P:280:ILE:HD12	1.96	0.46
8:P:468:TRP:CG	9:Q:130:GLN:HB3	2.50	0.46
9:Q:81:ILE:HG22	9:Q:82:LYS:N	2.30	0.46
9:Q:302:ILE:O	9:Q:306:LEU:HG	2.14	0.46
13:X:95:LEU:HD11	13:Y:18:ALA:HB1	1.97	0.46
13:X:131:LEU:HD21	13:Y:54:ILE:HD11	1.97	0.46
13:Z:38:GLY:O	13:Z:42:THR:HG23	2.15	0.46
13:c:107:ALA:O	13:c:110:ILE:HG22	2.15	0.46
1:A:66:ASP:OD1	1:A:67:LYS:N	2.49	0.46
1:C:203:ASP:OD1	1:C:206:LYS:NZ	2.48	0.46
5:M:218:ASP:OD1	5:M:219:ALA:N	2.48	0.46
8:P:39:ILE:HG13	8:P:40:ASP:N	2.29	0.46
11:T:97:THR:HG23	11:T:98:THR:N	2.29	0.46
12:U:40:LYS:HA	12:U:43:ILE:HD12	1.98	0.46

Continued on next page...

Continued from previous page...

Atom-1	Atom-2	Interatomic distance (Å)	Clash overlap (Å)
13:V:108:ILE:HG13	13:V:109:GLY:N	2.30	0.46
13:W:139:LEU:HA	13:W:142:TYR:CD1	2.50	0.46
13:Z:116:VAL:HG23	13:Z:117:ARG:HD2	1.97	0.46
2:F:174:SER:HG	2:F:180:HIS:CE1	2.30	0.46
3:G:149:ILE:HG21	3:G:174:ILE:HD11	1.96	0.46
7:O:324:HIS:CG	7:O:325:PHE:N	2.84	0.46
8:P:235:SER:HA	8:P:239:GLY:H	1.81	0.46
9:Q:735:ARG:O	9:Q:739:LEU:HD13	2.15	0.46
13:Z:99:LEU:HD23	13:Z:99:LEU:C	2.40	0.46
2:B:335:LEU:HD11	2:B:346:ILE:HG22	1.98	0.46
1:C:174:LEU:HD12	1:C:175:PRO:HD2	1.96	0.46
3:K:107:LEU:HD21	3:K:203:LEU:HB3	1.97	0.46
7:O:62:ILE:HD11	9:Q:245:ILE:HG22	1.97	0.46
8:P:159:LYS:HB3	8:P:163:LYS:NZ	2.30	0.46
8:P:172:ASN:HA	8:P:175:GLN:HB2	1.98	0.46
9:Q:191:ILE:HG21	9:Q:236:PHE:HB3	1.97	0.46
9:Q:273:GLN:O	9:Q:276:LYS:HG3	2.15	0.46
9:Q:283:ASP:O	9:Q:284:LEU:C	2.57	0.46
9:Q:286:THR:O	9:Q:287:VAL:C	2.58	0.46
12:U:61:ILE:HG21	12:U:138:VAL:HG12	1.97	0.46
13:X:55:VAL:HG13	13:X:130:ILE:HD11	1.97	0.46
13:a:54:ILE:O	13:a:54:ILE:HG22	2.15	0.46
2:B:409:ILE:O	2:B:412:ASP:OD1	2.34	0.46
1:E:553:TYR:CD2	1:E:607:MET:HE3	2.51	0.46
2:F:69:GLU:OE2	2:F:295:ARG:NH2	2.48	0.46
5:M:154:THR:HG23	6:N:87:ALA:HB1	1.97	0.46
8:P:36:LEU:HD22	8:P:83:LEU:HD13	1.97	0.46
9:Q:357:ILE:O	9:Q:359:ARG:N	2.49	0.46
13:c:145:ILE:HG23	13:c:146:VAL:N	2.31	0.46
16:f:17:SER:OG	16:f:62:TYR:O	2.32	0.46
7:O:364:ILE:HG22	7:O:374:TYR:HD2	1.81	0.46
8:P:217:ILE:C	8:P:218:LEU:HD22	2.41	0.46
9:Q:488:THR:HG23	9:Q:490:PHE:CD2	2.50	0.46
9:Q:627:TYR:HB3	9:Q:630:GLN:HG2	1.97	0.46
10:S:95:MET:CE	10:S:98:ILE:HD12	2.46	0.46
13:b:117:ARG:HB2	15:e:254:LEU:HD23	1.98	0.46
1:A:31:SER:OG	2:B:69:GLU:OE2	2.32	0.46
1:A:350:VAL:HG12	1:A:351:SER:N	2.30	0.46
1:A:513:ILE:HD11	1:A:561:VAL:HG21	1.98	0.46
2:B:243:ASN:ND2	2:B:251:GLU:OE2	2.48	0.46
3:G:20:MET:HE1	7:O:216:ASN:HB2	1.97	0.46

Continued on next page...

Continued from previous page...

Atom-1	Atom-2	Interatomic distance (Å)	Clash overlap (Å)
8:P:293:ILE:O	8:P:296:GLN:N	2.48	0.46
4:J:2:SER:O	9:Q:151:PHE:N	2.49	0.46
9:Q:56:VAL:O	9:Q:60:ARG:HG2	2.15	0.46
9:Q:357:ILE:HG13	9:Q:358:ALA:N	2.31	0.46
9:Q:522:TRP:O	9:Q:528:ALA:HB1	2.16	0.46
12:U:143:PHE:CD1	13:V:57:VAL:HG12	2.50	0.46
13:W:34:LYS:HZ1	13:W:106:PHE:HA	1.80	0.46
13:Z:146:VAL:HG13	13:a:68:LEU:HD12	1.97	0.46
13:b:48:ASP:O	13:b:52:LYS:NZ	2.41	0.46
2:D:364:LEU:O	2:D:368:GLY:N	2.48	0.46
1:E:426:PRO:O	1:E:429:THR:OG1	2.29	0.46
4:J:81:ALA:O	4:J:85:LYS:HG2	2.16	0.46
3:K:157:MET:HE1	3:K:172:ILE:CG1	2.46	0.46
8:P:158:VAL:HG23	8:P:159:LYS:N	2.31	0.46
9:Q:66:GLU:OE1	9:Q:66:GLU:N	2.40	0.46
9:Q:496:TRP:CZ3	9:Q:508:ALA:HB2	2.50	0.46
11:T:87:ILE:HB	13:c:129:MET:HE2	1.97	0.46
2:B:270:THR:HG23	3:I:228:THR:CG2	2.46	0.46
2:B:310:THR:O	2:B:313:SER:OG	2.27	0.46
2:D:21:ASN:OD1	2:D:22:VAL:N	2.48	0.46
8:P:118:GLN:O	8:P:155:LEU:HD13	2.16	0.46
11:T:132:ASN:CG	11:T:135:SER:HG	2.24	0.46
13:Y:42:THR:HG21	13:Y:116:VAL:HG12	1.97	0.46
13:Y:110:ILE:HG21	13:Z:33:ALA:CB	2.46	0.46
1:A:182:ILE:HG22	1:A:200:VAL:HG22	1.98	0.45
2:D:304:TYR:HB3	2:D:308:MET:HE3	1.98	0.45
1:E:239:VAL:HG13	1:E:240:LEU:HD22	1.98	0.45
1:E:594:LYS:O	1:E:598:GLY:N	2.44	0.45
3:I:147:ASP:OD1	3:I:147:ASP:N	2.50	0.45
7:O:102:ILE:HD12	7:O:107:VAL:HA	1.97	0.45
8:P:369:GLU:O	8:P:370:TRP:C	2.59	0.45
9:Q:307:ASP:OD1	9:Q:307:ASP:N	2.49	0.45
9:Q:557:ALA:HA	9:Q:560:LEU:HD21	1.98	0.45
10:S:106:ASN:ND2	10:S:131:GLY:O	2.49	0.45
13:a:53:ASN:O	13:a:54:ILE:HD13	2.16	0.45
13:a:145:ILE:HG13	13:a:146:VAL:N	2.31	0.45
13:b:49:LEU:HD23	13:b:53:ASN:ND2	2.32	0.45
2:B:94:GLU:N	2:B:94:GLU:OE1	2.49	0.45
2:D:144:ARG:NH1	2:D:319:ALA:O	2.43	0.45
1:E:106:ASP:OD1	1:E:110:ARG:N	2.48	0.45
1:E:333:ILE:HD11	1:E:360:TRP:CE2	2.50	0.45

Continued on next page...

Continued from previous page...

Atom-1	Atom-2	Interatomic distance (Å)	Clash overlap (Å)
2:F:316:TYR:HD2	2:F:353:ILE:HG21	1.81	0.45
4:H:93:ASP:OD1	4:H:93:ASP:N	2.48	0.45
8:P:236:ASN:CA	9:Q:362:ILE:HG23	2.47	0.45
8:P:392:TYR:O	8:P:395:LEU:HB2	2.16	0.45
1:C:607:MET:O	1:C:611:PHE:CD2	2.69	0.45
2:F:44:VAL:N	2:F:73:ASP:OD1	2.50	0.45
5:M:71:VAL:HG22	5:M:131:GLN:HB3	1.97	0.45
5:M:136:LYS:O	5:M:140:SER:OG	2.22	0.45
10:S:129:PRO:HB2	15:e:262:LYS:HD3	1.99	0.45
10:S:211:LEU:HD23	10:S:310:TRP:HE1	1.81	0.45
12:U:143:PHE:CZ	13:V:61:GLY:HA3	2.51	0.45
12:U:150:TYR:CG	13:V:68:LEU:HD22	2.51	0.45
13:X:63:ILE:HD13	13:X:66:TYR:CE2	2.51	0.45
13:Y:132:ILE:HD12	13:Z:57:VAL:HG11	1.98	0.45
14:d:38:ILE:H	14:d:38:ILE:HD12	1.81	0.45
3:I:220:LEU:C	3:I:220:LEU:HD23	2.42	0.45
7:O:79:ILE:HA	7:O:82:ILE:HD12	1.97	0.45
8:P:458:LEU:O	8:P:462:LYS:HG2	2.17	0.45
9:Q:80:ASP:N	9:Q:80:ASP:OD1	2.48	0.45
9:Q:487:MET:HE3	9:Q:487:MET:O	2.17	0.45
13:Y:135:PHE:O	13:Y:139:LEU:HD23	2.16	0.45
1:A:290:MET:HE2	1:A:290:MET:CA	2.47	0.45
1:C:116:LYS:O	1:C:120:GLN:N	2.46	0.45
1:E:543:THR:HA	1:E:546:MET:HE2	1.99	0.45
7:O:306:ILE:HG13	7:O:307:LYS:N	2.30	0.45
8:P:124:LEU:HD21	8:P:160:LEU:HD22	1.98	0.45
13:Z:83:ALA:N	13:Z:159:VAL:O	2.50	0.45
13:b:1:MET:HB3	13:b:7:VAL:HG23	1.98	0.45
1:C:264:VAL:HG23	1:C:265:ILE:N	2.32	0.45
2:D:219:LEU:CD2	2:D:244:LEU:HD13	2.47	0.45
1:E:282:GLY:N	1:E:318:VAL:O	2.50	0.45
8:P:174:LEU:HD11	8:P:187:ILE:HD11	1.97	0.45
8:P:294:ILE:HA	8:P:297:CYS:HB2	1.97	0.45
8:P:353:LEU:HD12	8:P:358:GLU:OE2	2.16	0.45
9:Q:58:GLU:O	9:Q:62:LEU:HG	2.17	0.45
12:U:18:PHE:HD2	12:U:99:LEU:HD12	1.81	0.45
1:A:295:MET:SD	1:A:295:MET:N	2.82	0.45
1:A:525:PHE:HZ	1:A:547:MET:HE2	1.81	0.45
7:O:99:THR:HA	7:O:107:VAL:HG11	1.98	0.45
8:P:10:SER:OG	8:P:11:THR:N	2.50	0.45
13:a:104:ALA:O	13:a:108:ILE:HG23	2.16	0.45

Continued on next page...

Continued from previous page...

Atom-1	Atom-2	Interatomic distance (Å)	Clash overlap (Å)
2:B:88:VAL:O	2:B:88:VAL:HG12	2.17	0.45
2:F:68:LEU:HD23	2:F:295:ARG:HH11	1.82	0.45
8:P:455:ASN:HD22	8:P:458:LEU:HD12	1.82	0.45
9:Q:380:PHE:CG	9:Q:381:HIS:N	2.84	0.45
9:Q:559:HIS:O	9:Q:563:ASN:N	2.50	0.45
11:T:208:LYS:NZ	12:U:82:GLY:O	2.39	0.45
13:Z:125:LEU:HD12	13:Z:129:MET:CE	2.26	0.45
2:F:309:TYR:HD2	2:F:349:LEU:HD11	1.82	0.45
4:L:92:ASP:O	4:L:96:LYS:HG2	2.17	0.45
7:O:79:ILE:HG21	7:O:303:TRP:CH2	2.52	0.45
8:P:36:LEU:HD13	8:P:44:ALA:CB	2.47	0.45
8:P:73:ASN:N	8:P:112:ASP:OD2	2.49	0.45
8:P:381:ARG:HA	8:P:384:ALA:HB2	1.98	0.45
8:P:444:HIS:O	8:P:447:HIS:HB2	2.17	0.45
8:P:465:VAL:O	8:P:469:GLU:N	2.48	0.45
9:Q:384:ASN:O	9:Q:385:LYS:HG2	2.17	0.45
10:S:24:LEU:HD11	10:S:315:SER:OG	2.16	0.45
11:T:80:PHE:CE2	13:c:110:ILE:HB	2.52	0.45
11:T:140:TYR:CE2	12:U:86:PRO:HA	2.52	0.45
13:V:23:PHE:HB3	13:V:102:LEU:HD23	1.98	0.45
13:a:86:THR:HA	13:a:89:ILE:HG12	1.99	0.45
13:b:4:LEU:HD23	13:c:80:GLN:CD	2.41	0.45
13:b:108:ILE:HG13	13:b:109:GLY:N	2.32	0.45
2:B:395:ASP:O	2:B:396:HIS:C	2.60	0.45
2:D:127:PHE:CD1	3:K:96:LEU:HD11	2.52	0.45
2:D:174:SER:OG	2:D:175:ALA:N	2.49	0.45
2:F:337:MET:HE1	2:F:342:ILE:HG22	1.99	0.45
5:M:67:SER:N	10:S:332:GLN:OE1	2.50	0.45
7:O:269:GLN:HA	7:O:272:LYS:HG2	1.97	0.45
7:O:286:VAL:HB	7:O:290:ARG:HH12	1.82	0.45
9:Q:124:MET:HE1	9:Q:294:THR:CB	2.46	0.45
9:Q:140:GLN:NE2	9:Q:190:VAL:HG11	2.32	0.45
12:U:159:ASN:C	12:U:159:ASN:HD22	2.24	0.45
13:X:55:VAL:N	13:X:56:PRO:HD2	2.32	0.45
13:a:97:VAL:HG13	13:a:98:GLY:N	2.31	0.45
2:D:466:ARG:NH2	2:D:484:PHE:O	2.44	0.44
3:G:17:LEU:HD12	3:G:18:ASN:N	2.32	0.44
4:L:48:ILE:O	4:L:51:ASP:OD1	2.35	0.44
8:P:335:LEU:C	8:P:335:LEU:HD12	2.43	0.44
9:Q:359:ARG:C	9:Q:360:LEU:HD22	2.41	0.44
11:T:189:ILE:O	11:T:193:ILE:HG12	2.17	0.44

Continued on next page...

Continued from previous page...

Atom-1	Atom-2	Interatomic distance (Å)	Clash overlap (Å)
13:W:141:LEU:HD23	13:W:144:LEU:HD21	1.98	0.44
2:D:308:MET:O	2:D:309:TYR:C	2.60	0.44
4:J:55:LYS:O	4:J:59:GLN:NE2	2.45	0.44
4:J:87:ALA:O	4:J:91:LYS:HG3	2.17	0.44
6:N:88:PHE:HB2	6:N:89:PRO:HD3	1.98	0.44
7:O:60:THR:O	7:O:63:VAL:HG12	2.17	0.44
8:P:211:MET:N	8:P:212:PRO:HD2	2.33	0.44
10:S:109:LEU:HD23	10:S:123:ILE:HG23	2.00	0.44
13:Z:151:ASN:HA	13:Z:154:ALA:HB3	1.99	0.44
13:a:99:LEU:O	13:a:102:LEU:HG	2.18	0.44
1:A:100:LEU:HD23	1:A:133:LEU:HD21	1.99	0.44
1:A:150:ASP:O	1:A:182:ILE:N	2.48	0.44
1:C:465:ASN:O	1:C:469:LYS:NZ	2.31	0.44
2:F:357:GLN:N	2:F:357:GLN:OE1	2.50	0.44
8:P:236:ASN:CB	9:Q:362:ILE:HG23	2.47	0.44
8:P:292:SER:O	8:P:295:LEU:HB3	2.18	0.44
8:P:449:ASP:O	8:P:453:ARG:N	2.41	0.44
10:S:55:LEU:HD23	10:S:71:TYR:HB2	1.99	0.44
10:S:269:LEU:HD21	10:S:277:GLY:H	1.82	0.44
13:V:58:ILE:O	13:V:62:ILE:HG12	2.17	0.44
13:b:99:LEU:HD13	13:c:22:ILE:HB	1.99	0.44
1:A:221:ARG:NH2	1:A:345:ASP:OD2	2.49	0.44
2:B:20:PHE:CZ	4:J:97:ILE:HD12	2.52	0.44
2:B:417:LYS:HB2	2:B:425:LEU:HD11	1.99	0.44
3:I:74:GLN:O	3:I:77:LYS:HG3	2.18	0.44
5:M:138:ILE:HG23	5:M:139:TYR:N	2.31	0.44
8:P:27:TRP:HB3	8:P:36:LEU:HD11	1.99	0.44
8:P:213:THR:HG22	8:P:217:ILE:CD1	2.47	0.44
8:P:264:VAL:HG23	8:P:265:GLN:N	2.32	0.44
9:Q:318:ALA:HA	9:Q:321:GLU:OE1	2.18	0.44
9:Q:593:LYS:HG3	9:Q:594:TRP:N	2.32	0.44
13:W:34:LYS:NZ	13:W:106:PHE:O	2.50	0.44
13:Y:106:PHE:O	13:Y:110:ILE:HG22	2.18	0.44
1:A:403:SER:N	1:A:404:PRO:HD2	2.33	0.44
2:D:396:HIS:ND1	2:D:458:LEU:HD21	2.32	0.44
4:H:110:HIS:CG	4:H:110:HIS:O	2.69	0.44
5:M:196:ASP:C	5:M:196:ASP:OD2	2.61	0.44
9:Q:498:ASP:OD1	9:Q:498:ASP:N	2.49	0.44
10:S:110:MET:HE2	10:S:123:ILE:HD13	2.00	0.44
13:a:142:TYR:HB3	13:b:68:LEU:HD21	1.98	0.44
13:c:135:PHE:O	13:c:138:VAL:HG12	2.18	0.44

Continued on next page...

Continued from previous page...

Atom-1	Atom-2	Interatomic distance (Å)	Clash overlap (Å)
15:e:249:ILE:HG21	15:e:251:TYR:HE1	1.82	0.44
7:O:195:LEU:HB3	7:O:233:LEU:HD11	1.99	0.44
8:P:276:LYS:HA	8:P:279:LYS:HB2	1.99	0.44
9:Q:56:VAL:HA	9:Q:59:ILE:HG12	2.00	0.44
9:Q:406:ASN:OD1	9:Q:407:ALA:N	2.50	0.44
9:Q:465:ILE:O	9:Q:468:MET:HG2	2.18	0.44
10:S:42:LEU:CD2	10:S:327:ALA:HB2	2.47	0.44
13:W:3:GLU:O	13:W:84:LEU:HD21	2.17	0.44
13:c:22:ILE:O	13:c:25:SER:OG	2.32	0.44
1:A:153:SER:OG	1:A:156:ASP:OD2	2.25	0.44
3:I:229:ARG:NH1	3:I:232:PHE:O	2.51	0.44
6:N:112:VAL:O	6:N:116:PHE:CD2	2.71	0.44
8:P:80:LEU:HD12	8:P:81:ILE:N	2.32	0.44
9:Q:63:ASP:OD1	9:Q:64:ASN:N	2.51	0.44
9:Q:558:ASN:OD1	9:Q:559:HIS:ND1	2.50	0.44
11:T:138:ASN:OD1	11:T:139:LEU:N	2.51	0.44
13:V:12:PHE:CG	13:V:91:LEU:HD11	2.53	0.44
13:W:127:VAL:HG13	13:W:128:GLY:N	2.33	0.44
13:Z:55:VAL:N	13:Z:56:PRO:HD2	2.32	0.44
13:b:102:LEU:O	13:b:106:PHE:CD2	2.71	0.44
1:C:324:MET:SD	1:C:325:PRO:HD2	2.58	0.44
1:E:560:ALA:HA	1:E:615:THR:HG22	2.00	0.44
9:Q:483:PHE:O	9:Q:484:SER:OG	2.27	0.44
9:Q:735:ARG:CZ	9:Q:800:LEU:HD21	2.48	0.44
11:T:162:ALA:O	11:T:166:THR:HG23	2.18	0.44
12:U:57:MET:O	12:U:60:LEU:HD23	2.17	0.44
13:Z:1:MET:HG2	13:Z:2:THR:HG23	1.99	0.44
1:A:251:THR:HG23	1:A:435:THR:HG23	2.00	0.44
2:B:464:LEU:O	2:B:467:ILE:HG22	2.18	0.44
1:E:227:LEU:N	1:E:397:LYS:O	2.51	0.44
1:E:263:THR:O	1:E:267:GLN:HG2	2.17	0.44
7:O:127:ILE:H	7:O:127:ILE:HD12	1.83	0.44
7:O:130:LEU:O	7:O:134:ILE:HG12	2.18	0.44
7:O:218:VAL:HG12	7:O:237:HIS:ND1	2.32	0.44
8:P:457:LEU:HD22	9:Q:294:THR:CG2	2.47	0.44
9:Q:124:MET:O	9:Q:128:THR:HG22	2.18	0.44
9:Q:292:SER:O	9:Q:295:LEU:HG	2.17	0.44
9:Q:636:PHE:O	9:Q:640:MET:CE	2.65	0.44
10:S:176:ASN:HA	10:S:179:ILE:HG12	2.00	0.44
1:A:599:GLU:O	1:A:602:LYS:HG3	2.18	0.43
1:E:538:CYS:SG	1:E:546:MET:HE1	2.58	0.43

Continued on next page...

Continued from previous page...

Atom-1	Atom-2	Interatomic distance (Å)	Clash overlap (Å)
3:G:147:ASP:N	3:G:147:ASP:OD1	2.51	0.43
3:I:80:ILE:HD11	4:J:68:LEU:HD12	2.00	0.43
7:O:79:ILE:HD11	7:O:296:TYR:CE1	2.52	0.43
8:P:16:ILE:HA	8:P:19:ILE:HD12	2.01	0.43
8:P:103:LEU:HD12	8:P:104:LEU:N	2.32	0.43
9:Q:278:ASN:HA	9:Q:281:LEU:HB3	2.00	0.43
10:S:37:ASP:O	10:S:335:ARG:NH2	2.50	0.43
11:T:107:CYS:O	11:T:110:VAL:HG12	2.18	0.43
1:E:238:ARG:NH1	1:E:524:ASP:O	2.51	0.43
3:K:115:ASP:OD1	3:K:115:ASP:N	2.43	0.43
7:O:1:MET:SD	7:O:389:ILE:HA	2.58	0.43
7:O:134:ILE:HG13	7:O:135:SER:N	2.33	0.43
7:O:286:VAL:HB	7:O:290:ARG:NH1	2.34	0.43
8:P:194:ALA:HB2	8:P:203:ILE:HD11	2.00	0.43
8:P:335:LEU:O	8:P:338:ASP:OD1	2.36	0.43
9:Q:67:ARG:HA	9:Q:70:ARG:NE	2.33	0.43
9:Q:407:ALA:O	9:Q:411:THR:HG23	2.18	0.43
13:W:12:PHE:O	13:W:16:GLY:N	2.39	0.43
13:X:55:VAL:HG13	13:X:56:PRO:HD3	2.00	0.43
13:Y:89:ILE:HG23	13:Y:150:LEU:HD11	2.00	0.43
13:b:125:LEU:HG	13:b:129:MET:HG2	2.00	0.43
1:A:480:VAL:HG12	1:A:480:VAL:O	2.18	0.43
1:A:543:THR:HA	1:A:546:MET:HE3	2.00	0.43
1:C:35:VAL:HG22	1:C:36:ILE:N	2.33	0.43
7:O:3:THR:HG22	7:O:389:ILE:HG12	2.01	0.43
8:P:23:ARG:O	8:P:24:SER:OG	2.33	0.43
8:P:121:PRO:HB2	8:P:124:LEU:HD23	2.01	0.43
8:P:443:ASN:O	8:P:447:HIS:ND1	2.44	0.43
9:Q:50:ALA:HA	9:Q:53:ARG:HG2	2.01	0.43
9:Q:312:ASP:O	9:Q:315:ARG:N	2.51	0.43
13:b:97:VAL:HG13	13:b:147:ALA:CB	2.48	0.43
2:B:22:VAL:HG21	3:I:206:ARG:CD	2.48	0.43
2:B:395:ASP:O	2:B:398:ASP:OD1	2.36	0.43
2:B:443:PHE:O	2:B:452:ARG:NH1	2.51	0.43
1:C:233:LEU:N	1:C:246:CYS:O	2.42	0.43
3:I:84:MET:SD	4:J:72:ALA:HB1	2.59	0.43
4:L:92:ASP:OD1	4:L:92:ASP:N	2.51	0.43
8:P:350:TYR:CZ	8:P:373:VAL:HG22	2.52	0.43
8:P:378:LYS:O	8:P:381:ARG:HG3	2.18	0.43
9:Q:83:LEU:HD11	9:Q:303:ALA:O	2.18	0.43
9:Q:534:SER:O	9:Q:537:MET:HG3	2.18	0.43

Continued on next page...

Continued from previous page...

Atom-1	Atom-2	Interatomic distance (Å)	Clash overlap (Å)
10:S:237:LEU:O	10:S:241:LEU:HG	2.18	0.43
1:C:200:VAL:HG13	1:C:207:SER:HB2	2.01	0.43
1:E:288:ASN:OD1	2:F:146:TYR:HB2	2.19	0.43
3:G:35:ILE:HG21	4:H:24:ALA:HB1	2.00	0.43
3:I:16:GLU:CD	3:I:17:LEU:N	2.76	0.43
5:M:98:GLN:NE2	5:M:107:SER:OG	2.44	0.43
8:P:275:LEU:HD12	8:P:276:LYS:N	2.34	0.43
8:P:342:LEU:O	8:P:346:LEU:HD23	2.18	0.43
9:Q:99:TYR:O	9:Q:100:VAL:C	2.61	0.43
9:Q:506:ILE:HG23	9:Q:506:ILE:O	2.17	0.43
13:V:12:PHE:HB2	13:V:87:GLY:HA3	2.01	0.43
13:X:159:VAL:HG21	13:Y:80:GLN:HG3	2.00	0.43
13:Z:118:GLY:C	13:Z:125:LEU:HD11	2.44	0.43
2:B:50:ASN:H	2:B:67:VAL:HG23	1.84	0.43
2:B:322:VAL:HG12	2:B:323:GLU:N	2.33	0.43
3:K:122:GLN:OE1	3:K:126:VAL:HG23	2.18	0.43
7:O:302:ASN:HA	7:O:305:HIS:HB2	2.01	0.43
8:P:294:ILE:HD12	8:P:294:ILE:H	1.83	0.43
8:P:309:ILE:O	8:P:313:LEU:HG	2.19	0.43
11:T:148:ALA:HB2	11:T:205:MET:HE2	1.99	0.43
13:W:61:GLY:O	13:W:65:ILE:HD12	2.18	0.43
13:W:151:ASN:HA	13:W:154:ALA:HB3	2.00	0.43
1:A:344:ARG:HG3	1:A:410:VAL:HG23	1.99	0.43
1:E:157:ILE:HD12	1:E:404:PRO:HG2	2.01	0.43
2:F:155:VAL:HG11	2:F:158:ILE:HD12	2.01	0.43
7:O:94:THR:OG1	7:O:95:ASN:N	2.51	0.43
9:Q:135:LYS:HA	9:Q:138:LEU:HD12	2.01	0.43
9:Q:186:TYR:CE2	9:Q:263:VAL:HG23	2.53	0.43
9:Q:537:MET:SD	9:Q:538:LYS:HG3	2.59	0.43
13:Y:126:PHE:HA	13:Y:129:MET:HE3	2.01	0.43
13:Z:55:VAL:O	13:Z:59:MET:HE3	2.19	0.43
13:a:142:TYR:CG	13:b:68:LEU:HD11	2.54	0.43
13:b:85:TYR:CE1	13:b:89:ILE:HD11	2.52	0.43
2:B:260:LEU:HB3	2:B:318:ARG:HD2	2.00	0.43
2:B:354:THR:O	2:B:381:ARG:NH2	2.52	0.43
1:C:158:TYR:CE1	1:C:198:LEU:HD13	2.53	0.43
2:D:260:LEU:HD11	2:D:315:ILE:HG23	1.99	0.43
2:D:371:PRO:HA	2:D:372:PRO:HD3	1.94	0.43
1:E:42:GLY:O	1:E:87:ARG:NH1	2.51	0.43
1:E:425:ASP:OD1	1:E:425:ASP:N	2.51	0.43
5:M:157:ILE:HG22	5:M:161:GLU:OE1	2.19	0.43

Continued on next page...

Continued from previous page...

Atom-1	Atom-2	Interatomic distance (Å)	Clash overlap (Å)
6:N:107:SER:OG	6:N:111:ARG:NH1	2.50	0.43
6:N:114:LYS:O	6:N:116:PHE:CD2	2.72	0.43
7:O:31:ASP:OD1	7:O:31:ASP:N	2.51	0.43
8:P:97:GLN:CG	8:P:141:ILE:HG22	2.49	0.43
8:P:197:PRO:HA	8:P:200:ARG:HB3	2.00	0.43
8:P:278:VAL:CG1	8:P:282:ILE:HD12	2.48	0.43
9:Q:21:ILE:HA	9:Q:366:SER:HB2	2.01	0.43
9:Q:414:THR:HB	9:Q:418:MET:HE1	2.00	0.43
13:W:30:TYR:HE2	13:W:106:PHE:HD1	1.67	0.43
13:b:126:PHE:CZ	13:b:130:ILE:HD13	2.53	0.43
13:c:12:PHE:HA	13:c:15:ILE:HG12	2.00	0.43
14:d:7:VAL:HA	14:d:10:VAL:HG12	2.00	0.43
2:D:405:ALA:HB2	2:D:475:ARG:NH1	2.34	0.43
1:E:592:GLY:O	1:E:596:VAL:N	2.40	0.43
3:K:35:ILE:HD11	4:L:28:ARG:HH12	1.83	0.43
7:O:89:LEU:HD12	7:O:285:ARG:HG3	2.01	0.43
8:P:159:LYS:HA	8:P:162:GLU:CD	2.44	0.43
9:Q:21:ILE:HG23	9:Q:335:LEU:HB3	2.00	0.43
11:T:104:ILE:O	11:T:108:GLU:OE1	2.36	0.43
13:W:122:GLN:HG3	13:W:124:ARG:HD3	2.01	0.43
13:c:66:TYR:HA	13:c:69:VAL:HG22	2.00	0.43
2:D:172:ILE:HD13	2:D:334:ILE:CD1	2.49	0.43
2:F:178:LEU:HD21	2:F:362:ARG:HE	1.84	0.43
4:H:92:ASP:N	4:H:92:ASP:OD1	2.51	0.43
4:J:27:TYR:O	4:J:30:ASP:OD1	2.36	0.43
8:P:167:ASN:HB2	8:P:170:LEU:HB3	2.01	0.43
8:P:233:THR:HG22	8:P:233:THR:O	2.18	0.43
9:Q:312:ASP:O	9:Q:313:VAL:C	2.61	0.43
10:S:132:TRP:CZ2	10:S:135:THR:HA	2.54	0.43
10:S:186:LYS:HZ3	10:S:240:ASP:HA	1.84	0.43
13:W:78:LEU:HA	13:W:82:GLN:OE1	2.19	0.43
13:X:113:ASP:O	13:X:117:ARG:HD2	2.19	0.43
13:a:24:THR:HB	13:a:63:ILE:HG22	2.01	0.43
13:a:139:LEU:HA	13:a:142:TYR:CD2	2.54	0.43
13:b:1:MET:HB2	13:b:6:PRO:HA	2.01	0.43
1:A:200:VAL:HG12	1:A:201:GLU:N	2.34	0.42
1:E:406:ARG:H	1:E:406:ARG:HD3	1.83	0.42
4:J:25:ARG:O	4:J:28:ARG:HG3	2.19	0.42
4:L:73:GLU:O	4:L:77:GLN:HG2	2.19	0.42
5:M:195:LEU:O	5:M:198:GLU:HG3	2.19	0.42
8:P:318:ALA:HB1	8:P:321:THR:CG2	2.48	0.42

Continued on next page...

Continued from previous page...

Atom-1	Atom-2	Interatomic distance (Å)	Clash overlap (Å)
9:Q:87:ASP:HA	9:Q:90:LYS:HE2	2.01	0.42
11:T:82:THR:O	11:T:86:MET:HG2	2.19	0.42
13:a:82:GLN:HG2	13:a:86:THR:HG21	2.01	0.42
1:A:192:THR:HG22	1:A:193:LEU:HD23	2.02	0.42
1:A:524:ASP:O	1:A:585:LYS:NZ	2.48	0.42
1:C:574:THR:HB	1:C:577:VAL:HB	2.02	0.42
2:D:338:PRO:HG2	2:D:344:HIS:CD2	2.54	0.42
1:E:24:TYR:O	1:E:39:ASN:ND2	2.48	0.42
3:I:50:ILE:HB	4:J:43:ILE:CG2	2.49	0.42
4:J:73:GLU:HG2	4:J:77:GLN:NE2	2.33	0.42
4:J:74:ALA:HA	4:J:77:GLN:OE1	2.18	0.42
6:N:54:PHE:O	6:N:58:THR:HG23	2.18	0.42
6:N:71:GLN:NE2	6:N:102:ASP:O	2.52	0.42
7:O:94:THR:OG1	7:O:95:ASN:ND2	2.51	0.42
8:P:155:LEU:HD23	8:P:156:HIS:N	2.34	0.42
11:T:79:ILE:HA	11:T:82:THR:OG1	2.19	0.42
11:T:174:ASP:O	11:T:178:SER:OG	2.29	0.42
12:U:61:ILE:O	12:U:64:VAL:HG12	2.19	0.42
13:W:124:ARG:HD3	13:W:124:ARG:H	1.83	0.42
2:D:346:ILE:HB	2:D:347:PRO:CD	2.49	0.42
1:E:559:LYS:HZ3	1:E:615:THR:HG21	1.84	0.42
2:F:266:LEU:O	2:F:270:THR:HB	2.20	0.42
3:I:154:ASP:OD1	3:I:154:ASP:N	2.53	0.42
4:J:29:GLN:O	4:J:33:LYS:HG2	2.20	0.42
7:O:111:LEU:HD12	7:O:112:GLU:N	2.33	0.42
7:O:270:LEU:O	7:O:273:GLU:HG3	2.18	0.42
8:P:461:GLN:NE2	9:Q:127:ALA:HB1	2.34	0.42
8:P:463:LEU:O	8:P:467:ASN:OD1	2.36	0.42
9:Q:533:ASN:OD1	9:Q:533:ASN:C	2.61	0.42
9:Q:788:MET:HA	9:Q:791:THR:OG1	2.19	0.42
10:S:50:ASP:OD1	10:S:51:TYR:N	2.52	0.42
10:S:269:LEU:HD21	10:S:277:GLY:N	2.34	0.42
11:T:76:ALA:HB3	13:c:103:ALA:HB1	2.00	0.42
13:V:16:GLY:O	13:V:90:GLN:NE2	2.52	0.42
1:A:280:TYR:O	1:A:317:LEU:HD12	2.18	0.42
2:D:301:ARG:HG3	2:D:302:ARG:HG2	2.02	0.42
2:D:361:ASP:OD1	2:D:363:GLN:N	2.47	0.42
1:E:193:LEU:O	1:E:193:LEU:HG	2.20	0.42
4:J:46:TYR:O	4:J:50:LYS:HG2	2.19	0.42
8:P:230:ILE:O	8:P:231:VAL:HG13	2.20	0.42
8:P:425:TYR:CD1	8:P:427:ARG:HB2	2.54	0.42

Continued on next page...

Continued from previous page...

Atom-1	Atom-2	Interatomic distance (Å)	Clash overlap (Å)
10:S:338:ILE:HG22	10:S:339:ASN:N	2.34	0.42
12:U:29:LEU:O	12:U:110:LEU:HD21	2.20	0.42
13:V:55:VAL:N	13:V:56:PRO:CD	2.83	0.42
13:W:54:ILE:O	13:W:54:ILE:HG22	2.19	0.42
13:W:142:TYR:O	13:W:145:ILE:HG12	2.19	0.42
13:Z:27:GLY:CA	13:Z:102:LEU:HD23	2.49	0.42
13:b:34:LYS:HE3	13:b:109:GLY:HA3	2.00	0.42
13:c:111:VAL:HG23	13:c:133:LEU:HD21	2.01	0.42
1:A:406:ARG:H	1:A:406:ARG:HD3	1.85	0.42
2:B:13:LYS:HD3	3:I:220:LEU:HD22	2.02	0.42
2:B:298:VAL:HG23	2:B:298:VAL:O	2.19	0.42
1:C:72:VAL:HG11	1:C:76:THR:HG22	2.00	0.42
1:C:603:LEU:O	1:C:607:MET:HG3	2.19	0.42
1:E:129:ASP:OD1	1:E:130:THR:N	2.52	0.42
1:E:232:PRO:HD3	1:E:467:LEU:HD22	2.02	0.42
7:O:193:THR:OG1	7:O:237:HIS:CD2	2.71	0.42
8:P:353:LEU:HG	8:P:358:GLU:OE1	2.19	0.42
8:P:369:GLU:CD	8:P:370:TRP:N	2.77	0.42
9:Q:99:TYR:O	9:Q:99:TYR:CG	2.71	0.42
9:Q:253:ALA:HB1	9:Q:258:ALA:HB2	2.00	0.42
9:Q:365:PRO:C	9:Q:366:SER:HG	2.16	0.42
14:d:29:ASN:O	14:d:32:VAL:HG12	2.19	0.42
15:e:216:SER:O	15:e:220:THR:OG1	2.23	0.42
1:A:118:GLU:O	1:A:120:GLN:NE2	2.53	0.42
2:F:177:GLY:O	2:F:178:LEU:HD23	2.20	0.42
3:K:77:LYS:O	3:K:80:ILE:HG12	2.20	0.42
5:M:43:PHE:HA	5:M:159:LEU:HD23	2.01	0.42
8:P:191:GLN:HA	8:P:249:LEU:HD13	2.01	0.42
8:P:457:LEU:CD2	9:Q:294:THR:HG21	2.49	0.42
9:Q:131:ILE:HD13	9:Q:287:VAL:HB	2.02	0.42
10:S:46:LEU:O	10:S:52:GLY:HA2	2.20	0.42
11:T:147:TRP:CH2	12:U:21:ALA:HB2	2.55	0.42
13:Y:80:GLN:OE1	13:Y:80:GLN:N	2.43	0.42
13:Z:141:LEU:O	13:Z:145:ILE:HG13	2.20	0.42
1:A:427:VAL:HG13	1:A:428:THR:N	2.34	0.42
2:B:129:GLU:OE1	3:I:219:ARG:NH1	2.53	0.42
1:E:39:ASN:C	1:E:40:MET:HE2	2.44	0.42
1:E:252:THR:HG22	1:E:253:CYS:N	2.34	0.42
3:G:54:GLU:HB2	4:H:43:ILE:HG22	2.01	0.42
8:P:293:ILE:HG23	8:P:294:ILE:N	2.35	0.42
8:P:341:ASN:O	8:P:344:GLU:HG2	2.19	0.42

Continued on next page...

Continued from previous page...

Atom-1	Atom-2	Interatomic distance (Å)	Clash overlap (Å)
9:Q:349:LEU:O	9:Q:353:LEU:HG	2.19	0.42
11:T:112:ILE:HG13	11:T:113:TYR:N	2.35	0.42
12:U:77:ALA:O	12:U:81:ALA:N	2.53	0.42
12:U:143:PHE:O	12:U:146:VAL:HG22	2.20	0.42
13:V:38:GLY:HA3	13:V:117:ARG:HH12	1.85	0.42
13:V:107:ALA:HA	13:V:110:ILE:HG22	2.01	0.42
13:W:55:VAL:HG21	13:W:130:ILE:HD11	2.01	0.42
13:Z:9:ALA:HB3	13:Z:10:PRO:HD3	2.01	0.42
2:D:412:ASP:HB3	2:D:416:MET:HE1	2.02	0.42
1:E:279:ILE:O	1:E:353:ILE:N	2.41	0.42
2:F:171:PRO:HD3	2:F:354:THR:HG21	2.00	0.42
3:G:114:ARG:NH2	3:G:144:ARG:O	2.42	0.42
5:M:19:LYS:O	5:M:22:LEU:HG	2.19	0.42
5:M:90:ALA:HB2	6:N:26:GLY:CA	2.50	0.42
7:O:369:THR:OG1	7:O:371:LEU:O	2.29	0.42
8:P:318:ALA:O	8:P:319:LEU:C	2.62	0.42
8:P:391:ASN:O	8:P:392:TYR:C	2.63	0.42
9:Q:16:LEU:C	9:Q:16:LEU:HD12	2.44	0.42
9:Q:57:ASN:OD1	9:Q:58:GLU:OE1	2.38	0.42
9:Q:310:PHE:HA	9:Q:313:VAL:HG12	2.02	0.42
9:Q:488:THR:HG21	9:Q:519:ASP:HB2	2.01	0.42
9:Q:715:GLN:O	9:Q:719:THR:HG23	2.19	0.42
10:S:233:ILE:CD1	10:S:241:LEU:HD12	2.49	0.42
11:T:147:TRP:CZ2	12:U:21:ALA:HB2	2.55	0.42
13:V:23:PHE:HB2	13:V:98:GLY:HA3	2.01	0.42
13:W:151:ASN:O	13:W:155:THR:HG23	2.19	0.42
13:b:110:ILE:HG13	13:b:111:VAL:N	2.35	0.42
13:b:113:ASP:O	13:b:116:VAL:HG12	2.19	0.42
13:c:55:VAL:N	13:c:56:PRO:CD	2.83	0.42
15:e:229:VAL:HG12	15:e:233:LEU:CD2	2.50	0.42
1:A:26:ALA:HB1	1:A:82:GLY:HA2	2.02	0.42
2:B:286:ASP:O	2:B:290:GLU:HG2	2.20	0.42
1:E:428:THR:HA	1:E:431:THR:HG22	2.01	0.42
2:F:279:THR:O	2:F:334:ILE:HB	2.20	0.42
2:F:388:GLY:O	2:F:392:THR:OG1	2.22	0.42
2:F:389:GLU:HA	2:F:392:THR:O	2.20	0.42
4:L:76:VAL:O	4:L:80:LEU:HG	2.20	0.42
7:O:342:SER:O	7:O:345:ILE:HG12	2.20	0.42
8:P:466:HIS:O	8:P:469:GLU:N	2.52	0.42
9:Q:140:GLN:O	9:Q:144:ILE:HG12	2.20	0.42
9:Q:329:ASP:N	9:Q:329:ASP:OD1	2.53	0.42

Continued on next page...

Continued from previous page...

Atom-1	Atom-2	Interatomic distance (Å)	Clash overlap (Å)
10:S:106:ASN:HD21	10:S:132:TRP:HE3	1.68	0.42
13:V:145:ILE:HG13	13:V:146:VAL:N	2.33	0.42
13:X:8:TYR:O	13:X:11:PHE:HB3	2.20	0.42
13:Y:3:GLU:CG	13:Z:7:VAL:HG11	2.50	0.42
13:b:143:GLY:HA2	13:b:146:VAL:HG22	2.02	0.42
2:D:219:LEU:HD21	2:D:244:LEU:HD13	2.01	0.42
1:E:290:MET:SD	1:E:290:MET:C	3.03	0.42
1:E:292:GLU:OE2	2:F:382:LEU:HD13	2.20	0.42
3:G:228:THR:O	3:G:228:THR:HG22	2.20	0.42
8:P:10:SER:HB3	8:P:13:PHE:HB3	2.02	0.42
9:Q:280:ASN:O	9:Q:284:LEU:HG	2.19	0.42
9:Q:791:THR:HA	9:Q:794:MET:HE3	2.02	0.42
10:S:269:LEU:O	10:S:276:ARG:NH1	2.53	0.42
11:T:193:ILE:HG22	11:T:197:LEU:HG	2.01	0.42
13:X:99:LEU:CB	13:Y:22:ILE:HD12	2.50	0.42
2:B:34:VAL:HG23	2:B:38:LEU:O	2.20	0.41
1:C:106:ASP:OD1	1:C:107:GLY:N	2.49	0.41
2:D:63:ARG:NH1	2:D:82:GLY:O	2.53	0.41
4:H:108:GLU:CD	4:H:110:HIS:H	2.28	0.41
3:I:220:LEU:O	3:I:224:GLY:N	2.53	0.41
3:K:148:LEU:O	3:K:152:MET:HE2	2.20	0.41
8:P:122:LYS:O	8:P:125:GLU:HG2	2.20	0.41
8:P:248:LEU:HD12	8:P:248:LEU:O	2.20	0.41
8:P:309:ILE:O	8:P:312:LEU:HB3	2.19	0.41
8:P:321:THR:HA	8:P:324:SER:OG	2.19	0.41
9:Q:69:TYR:HA	9:Q:72:PHE:CD2	2.55	0.41
9:Q:364:VAL:O	9:Q:364:VAL:HG12	2.19	0.41
12:U:111:SER:HB2	13:V:29:ALA:HB2	2.02	0.41
13:W:110:ILE:HG21	13:X:33:ALA:CB	2.50	0.41
13:X:86:THR:OG1	13:X:154:ALA:O	2.35	0.41
1:A:517:VAL:HG21	1:A:554:HIS:HB2	2.02	0.41
1:C:27:ILE:HD12	1:C:83:ASP:HB2	2.01	0.41
1:C:41:ILE:O	1:C:87:ARG:NH1	2.53	0.41
1:E:481:LEU:CB	1:E:547:MET:HE2	2.49	0.41
3:K:47:LYS:HG3	4:L:39:ALA:HB2	2.02	0.41
3:K:157:MET:HE1	3:K:172:ILE:HG12	2.02	0.41
7:O:44:PHE:CE2	7:O:331:ALA:HB3	2.55	0.41
7:O:224:VAL:HA	7:O:233:LEU:O	2.20	0.41
8:P:14:ASN:OD1	8:P:17:ARG:NE	2.50	0.41
9:Q:118:GLU:O	9:Q:122:ILE:HG12	2.20	0.41
9:Q:614:ASN:O	9:Q:618:SER:OG	2.32	0.41

Continued on next page...

Continued from previous page...

Atom-1	Atom-2	Interatomic distance (Å)	Clash overlap (Å)
9:Q:792:SER:O	9:Q:796:HIS:NE2	2.53	0.41
13:Z:86:THR:OG1	13:Z:157:ASP:OD2	2.38	0.41
13:b:91:LEU:HD12	13:b:92:GLY:N	2.35	0.41
1:C:151:HIS:HA	1:C:181:THR:HA	2.02	0.41
1:E:240:LEU:HD12	1:E:439:TRP:CE2	2.55	0.41
2:F:255:THR:N	2:F:256:PRO:HD2	2.34	0.41
4:H:18:HIS:HA	4:H:21:VAL:HG22	2.02	0.41
4:J:67:GLU:HG3	4:J:68:LEU:N	2.35	0.41
5:M:55:GLN:O	5:M:59:ARG:NH1	2.53	0.41
7:O:326:ASN:O	7:O:327:ILE:HG23	2.21	0.41
9:Q:31:TYR:O	9:Q:32:THR:C	2.62	0.41
9:Q:295:LEU:HD12	9:Q:296:GLU:N	2.35	0.41
9:Q:430:PHE:CE2	9:Q:434:LEU:HD11	2.55	0.41
9:Q:431:LEU:HA	9:Q:434:LEU:HD12	2.01	0.41
9:Q:585:TYR:HA	9:Q:588:VAL:HG12	2.02	0.41
9:Q:713:ILE:O	9:Q:716:VAL:HG22	2.20	0.41
10:S:38:THR:HG23	10:S:41:ASP:H	1.84	0.41
11:T:79:ILE:HD13	13:c:136:ALA:HB2	2.02	0.41
12:U:61:ILE:HB	12:U:62:PRO:HD3	2.01	0.41
13:V:59:MET:HE1	13:V:133:LEU:O	2.20	0.41
13:W:69:VAL:HG23	13:W:70:VAL:N	2.36	0.41
13:X:65:ILE:O	13:X:69:VAL:HG12	2.21	0.41
13:X:130:ILE:O	13:X:130:ILE:HG22	2.18	0.41
13:Y:134:ILE:HD12	13:Y:134:ILE:H	1.85	0.41
1:E:549:ALA:O	1:E:552:SER:OG	2.32	0.41
8:P:197:PRO:O	8:P:198:GLU:C	2.63	0.41
8:P:344:GLU:O	8:P:348:ASN:OD1	2.39	0.41
8:P:429:LYS:O	8:P:432:ILE:HB	2.21	0.41
9:Q:246:ILE:HA	9:Q:249:ILE:HD12	2.01	0.41
9:Q:799:ARG:HH12	13:W:59:MET:HG3	1.85	0.41
10:S:293:MET:HG3	10:S:342:ILE:HG21	2.02	0.41
14:d:43:MET:HE2	14:d:47:MET:HE1	2.02	0.41
1:A:611:PHE:C	1:A:615:THR:HG1	2.27	0.41
1:C:106:ASP:OD2	1:C:110:ARG:NH2	2.44	0.41
2:D:153:THR:HG23	2:D:187:ILE:HG23	2.02	0.41
2:D:399:VAL:HG23	2:D:465:LEU:HD11	2.01	0.41
3:G:28:ALA:HA	3:G:31:LYS:HG2	2.02	0.41
7:O:50:ILE:HG13	7:O:51:PRO:HD2	2.02	0.41
9:Q:420:ALA:HB1	9:Q:472:SER:CA	2.49	0.41
9:Q:432:MET:SD	9:Q:433:THR:N	2.93	0.41
10:S:310:TRP:O	10:S:313:MET:HG2	2.19	0.41

Continued on next page...

Continued from previous page...

Atom-1	Atom-2	Interatomic distance (Å)	Clash overlap (Å)
11:T:80:PHE:CD1	11:T:80:PHE:C	2.98	0.41
13:W:121:GLN:NE2	13:W:122:GLN:HB2	2.35	0.41
13:b:10:PRO:HB3	13:b:79:GLY:O	2.21	0.41
13:c:9:ALA:N	13:c:10:PRO:HD2	2.35	0.41
2:B:476:ILE:HB	2:B:481:LEU:HD21	2.01	0.41
1:E:49:VAL:HG12	1:E:87:ARG:HA	2.01	0.41
2:F:105:SER:O	2:F:108:MET:CE	2.67	0.41
2:F:431:LEU:HA	2:F:434:GLU:OE1	2.21	0.41
2:F:481:LEU:O	2:F:485:TYR:HB2	2.21	0.41
3:K:215:LEU:N	3:K:216:PRO:HD2	2.36	0.41
7:O:376:SER:HA	7:O:380:THR:CB	2.51	0.41
8:P:235:SER:CB	8:P:240:ILE:HG12	2.51	0.41
8:P:302:VAL:HG22	8:P:303:LYS:N	2.34	0.41
9:Q:18:GLN:O	9:Q:367:ILE:HD13	2.21	0.41
9:Q:65:VAL:O	9:Q:68:GLN:HG2	2.20	0.41
9:Q:139:GLU:OE2	9:Q:284:LEU:HD13	2.20	0.41
10:S:293:MET:HA	10:S:296:CYS:SG	2.61	0.41
13:a:39:ILE:HA	13:a:42:THR:HG22	2.02	0.41
13:a:85:TYR:CD2	13:b:80:GLN:HG2	2.55	0.41
1:A:290:MET:HE2	1:A:290:MET:HA	2.03	0.41
1:A:309:GLU:N	1:A:310:PRO:HD2	2.36	0.41
1:A:540:ILE:HG13	1:A:541:TRP:N	2.36	0.41
2:B:255:THR:N	2:B:256:PRO:HD2	2.36	0.41
1:C:134:ASP:O	1:C:193:LEU:HD12	2.20	0.41
4:L:18:HIS:O	4:L:21:VAL:HG22	2.20	0.41
5:M:17:LEU:HD12	5:M:17:LEU:H	1.84	0.41
6:N:75:GLU:HG3	6:N:105:LYS:HG2	2.03	0.41
7:O:16:LEU:O	7:O:326:ASN:HB3	2.21	0.41
8:P:229:ARG:HG2	8:P:230:ILE:H	1.86	0.41
9:Q:451:ARG:N	9:Q:456:ASP:OD1	2.50	0.41
13:X:103:ALA:HB2	13:Y:26:LEU:HD23	2.03	0.41
13:Z:84:LEU:HD12	13:Z:88:PHE:HZ	1.84	0.41
13:b:90:GLN:NE2	13:b:91:LEU:N	2.68	0.41
1:E:143:PRO:CD	1:E:188:ALA:HB2	2.51	0.41
1:E:498:VAL:O	1:E:502:VAL:HG12	2.21	0.41
3:G:23:PHE:O	3:G:26:LYS:HG2	2.20	0.41
3:G:124:LEU:O	3:G:127:GLU:HG2	2.21	0.41
7:O:227:GLU:HG2	7:O:229:ALA:H	1.86	0.41
8:P:43:THR:HG23	8:P:44:ALA:N	2.36	0.41
8:P:190:LEU:O	8:P:193:LEU:HB3	2.21	0.41
9:Q:39:VAL:HG22	9:Q:40:GLN:H	1.86	0.41

Continued on next page...

Continued from previous page...

Atom-1	Atom-2	Interatomic distance (Å)	Clash overlap (Å)
11:T:61:ASN:OD1	13:c:88:PHE:HB2	2.20	0.41
11:T:129:THR:OG1	11:T:131:GLU:OE1	2.27	0.41
1:A:40:MET:HE1	1:A:87:ARG:CG	2.51	0.41
1:A:75:GLU:OE2	1:A:126:ARG:NH1	2.52	0.41
1:A:204:GLY:O	1:A:206:LYS:N	2.51	0.41
1:C:403:SER:N	1:C:404:PRO:CD	2.84	0.41
1:C:442:ASP:OD1	1:C:443:LYS:N	2.54	0.41
2:D:280:ASP:C	2:D:282:SER:H	2.29	0.41
2:D:395:ASP:N	2:D:395:ASP:OD1	2.51	0.41
2:D:405:ALA:HB2	2:D:475:ARG:HH11	1.86	0.41
1:E:143:PRO:HD3	1:E:188:ALA:HB2	2.03	0.41
1:E:374:MET:O	1:E:374:MET:SD	2.79	0.41
2:F:308:MET:O	2:F:309:TYR:C	2.63	0.41
3:K:62:PHE:CE2	3:K:66:LEU:HD11	2.56	0.41
4:L:52:LYS:HA	4:L:55:LYS:HG2	2.03	0.41
7:O:68:LEU:HD22	7:O:310:ARG:HB2	2.02	0.41
7:O:79:ILE:HD13	7:O:303:TRP:CZ3	2.56	0.41
7:O:188:SER:OG	7:O:189:GLU:N	2.54	0.41
8:P:21:ARG:HD2	8:P:21:ARG:O	2.21	0.41
8:P:96:VAL:O	8:P:100:ILE:HG12	2.21	0.41
8:P:146:VAL:HG12	8:P:150:LEU:CD1	2.51	0.41
8:P:158:VAL:O	8:P:161:VAL:HG22	2.21	0.41
8:P:191:GLN:OE1	8:P:248:LEU:HB3	2.21	0.41
8:P:289:LEU:O	8:P:290:CYS:C	2.64	0.41
8:P:439:GLN:HA	8:P:442:MET:HB3	2.03	0.41
9:Q:63:ASP:HA	9:Q:66:GLU:OE1	2.21	0.41
9:Q:83:LEU:HG	9:Q:85:GLU:H	1.85	0.41
9:Q:248:ARG:O	9:Q:252:ILE:HG12	2.21	0.41
9:Q:353:LEU:O	9:Q:356:MET:HG3	2.20	0.41
9:Q:456:ASP:O	9:Q:460:THR:HG23	2.21	0.41
10:S:206:GLU:O	10:S:210:THR:HG22	2.20	0.41
12:U:29:LEU:HB3	12:U:106:GLY:O	2.21	0.41
13:V:23:PHE:O	13:V:102:LEU:HD21	2.21	0.41
13:W:144:LEU:HD12	13:W:144:LEU:C	2.46	0.41
13:X:23:PHE:HB3	13:X:102:LEU:HG	2.02	0.41
13:X:118:GLY:O	13:Y:44:VAL:HG21	2.20	0.41
13:Y:3:GLU:HG2	13:Z:7:VAL:HG21	2.01	0.41
13:Z:56:PRO:HA	13:Z:59:MET:HE3	2.02	0.41
13:Z:110:ILE:HG21	13:a:33:ALA:HB1	2.01	0.41
13:Z:129:MET:O	13:Z:132:ILE:HG12	2.21	0.41
13:Z:146:VAL:HG21	13:a:21:ILE:HD13	2.03	0.41

Continued on next page...

Continued from previous page...

Atom-1	Atom-2	Interatomic distance (Å)	Clash overlap (Å)
13:b:54:ILE:O	13:b:57:VAL:HG12	2.20	0.41
13:b:65:ILE:HA	13:b:68:LEU:HD12	2.02	0.41
14:d:36:THR:HG23	14:d:37:VAL:N	2.36	0.41
1:A:609:GLU:O	1:A:613:GLU:HG2	2.21	0.41
2:B:399:VAL:O	2:B:403:LEU:HG	2.21	0.41
1:C:525:PHE:CD1	1:C:546:MET:HE2	2.56	0.41
1:E:39:ASN:O	1:E:40:MET:HE2	2.21	0.41
1:E:105:TYR:OH	1:E:132:ALA:O	2.37	0.41
3:I:49:ASN:O	3:I:53:ASN:ND2	2.54	0.41
5:M:65:ALA:HA	5:M:139:TYR:CE1	2.56	0.41
7:O:23:VAL:HG23	7:O:24:THR:N	2.36	0.41
8:P:132:LEU:HD13	8:P:164:LEU:O	2.21	0.41
8:P:286:VAL:O	8:P:287:SER:C	2.64	0.41
8:P:410:VAL:HA	8:P:413:VAL:HG22	2.02	0.41
9:Q:185:ASN:HB3	9:Q:246:ILE:HD11	2.03	0.41
9:Q:530:LEU:O	9:Q:533:ASN:OD1	2.39	0.41
9:Q:574:PRO:HG2	9:Q:648:LEU:HD21	2.02	0.41
10:S:95:MET:HE2	10:S:98:ILE:HD12	2.02	0.41
12:U:111:SER:HB3	13:V:26:LEU:HD13	2.03	0.41
13:W:19:SER:HB2	13:W:23:PHE:CE2	2.56	0.41
13:b:49:LEU:HD23	13:b:49:LEU:O	2.21	0.41
16:f:35:HIS:O	16:f:36:GLU:HG2	2.20	0.41
1:C:249:GLY:N	1:C:411:SER:OG	2.51	0.40
2:D:337:MET:HB3	2:D:341:ASP:H	1.85	0.40
1:E:96:LEU:N	1:E:213:HIS:O	2.54	0.40
1:E:248:GLN:OE1	1:E:349:ASN:ND2	2.54	0.40
2:F:250:ILE:O	2:F:253:ILE:HD12	2.22	0.40
2:F:311:ASP:O	2:F:314:THR:OG1	2.32	0.40
3:G:68:LYS:HA	3:G:71:LEU:HD12	2.03	0.40
3:G:126:VAL:O	3:G:130:LEU:HG	2.21	0.40
4:L:44:ASP:OD1	4:L:45:SER:N	2.54	0.40
5:M:14:THR:HB	5:M:17:LEU:HD13	2.03	0.40
6:N:94:ILE:O	6:N:94:ILE:HG23	2.19	0.40
7:O:116:TRP:O	7:O:123:LEU:HB2	2.21	0.40
8:P:211:MET:N	8:P:212:PRO:CD	2.83	0.40
8:P:245:HIS:O	8:P:246:SER:C	2.64	0.40
8:P:277:LEU:O	8:P:277:LEU:HD23	2.21	0.40
8:P:457:LEU:HD22	9:Q:294:THR:OG1	2.22	0.40
9:Q:296:GLU:O	9:Q:299:LEU:HG	2.20	0.40
9:Q:487:MET:CE	9:Q:489:ILE:HD11	2.51	0.40
13:W:21:ILE:HG23	13:W:22:ILE:N	2.36	0.40

Continued on next page...

Continued from previous page...

Atom-1	Atom-2	Interatomic distance (Å)	Clash overlap (Å)
13:W:73:LEU:HG	13:W:151:ASN:ND2	2.36	0.40
13:c:116:VAL:HG13	13:c:117:ARG:N	2.36	0.40
1:C:383:TYR:O	1:C:384:LEU:C	2.64	0.40
1:E:262:LYS:O	1:E:265:ILE:HG12	2.20	0.40
1:E:344:ARG:HD3	1:E:410:VAL:HG23	2.02	0.40
2:F:149:GLU:O	2:F:150:MET:C	2.65	0.40
2:F:186:GLN:OE1	2:F:370:TYR:OH	2.36	0.40
8:P:244:TYR:CD2	8:P:244:TYR:C	2.99	0.40
8:P:336:ARG:O	8:P:339:ILE:HG12	2.21	0.40
9:Q:296:GLU:OE2	9:Q:300:TYR:CE2	2.74	0.40
9:Q:528:ALA:HB2	14:d:61:ALA:CB	2.51	0.40
9:Q:804:GLU:O	9:Q:808:LYS:NZ	2.53	0.40
11:T:155:SER:HA	11:T:158:ILE:HD11	2.03	0.40
13:X:97:VAL:CG2	13:X:147:ALA:HB2	2.50	0.40
13:b:60:ALA:HA	13:b:63:ILE:HG12	2.02	0.40
13:c:1:MET:HE2	13:c:7:VAL:HB	2.02	0.40
13:c:130:ILE:HD12	13:c:130:ILE:H	1.86	0.40
2:D:88:VAL:HG22	2:D:88:VAL:O	2.21	0.40
3:K:226:SER:O	3:K:227:LYS:HB2	2.21	0.40
8:P:79:PRO:HA	8:P:82:HIS:ND1	2.36	0.40
8:P:201:ASP:O	8:P:205:LEU:HG	2.21	0.40
8:P:272:LEU:HD12	8:P:312:LEU:HD12	2.03	0.40
8:P:358:GLU:O	8:P:362:GLU:HG3	2.21	0.40
8:P:390:LYS:HD3	8:P:392:TYR:H	1.86	0.40
9:Q:11:SER:HB2	9:Q:403:ARG:N	2.37	0.40
9:Q:49:ARG:O	9:Q:53:ARG:N	2.55	0.40
9:Q:130:GLN:O	9:Q:131:ILE:C	2.63	0.40
9:Q:446:ILE:HA	9:Q:449:MET:HE2	2.02	0.40
13:V:65:ILE:HG12	13:V:69:VAL:HG13	2.03	0.40
13:X:23:PHE:HB2	13:X:98:GLY:CA	2.52	0.40
2:D:279:THR:O	2:D:334:ILE:HB	2.22	0.40
7:O:12:ILE:O	7:O:13:LEU:HD22	2.22	0.40
7:O:304:PHE:HA	7:O:307:LYS:HG2	2.03	0.40
8:P:7:LEU:HD21	8:P:188:ARG:HG3	2.04	0.40
8:P:118:GLN:HA	8:P:121:PRO:HG3	2.03	0.40
8:P:169:ASN:O	8:P:172:ASN:N	2.54	0.40
8:P:356:PHE:HB3	8:P:386:ARG:HH22	1.86	0.40
8:P:430:ARG:O	8:P:433:GLU:HB3	2.22	0.40
9:Q:287:VAL:HG23	9:Q:288:LEU:N	2.36	0.40
9:Q:816:PRO:HB2	9:Q:818:GLU:OE1	2.22	0.40
13:V:104:ALA:O	13:V:105:GLY:C	2.64	0.40

Continued on next page...

Continued from previous page...

Atom-1	Atom-2	Interatomic distance (Å)	Clash overlap (Å)
13:V:134:ILE:HG23	13:V:135:PHE:N	2.37	0.40
13:W:116:VAL:HG13	13:W:117:ARG:N	2.36	0.40
13:a:50:LEU:HG	13:a:51:PHE:N	2.36	0.40
13:c:136:ALA:O	13:c:139:LEU:HB2	2.22	0.40
1:A:496:GLU:OE1	1:A:500:GLN:NE2	2.55	0.40
1:C:573:SER:O	1:C:610:ARG:NH2	2.55	0.40
2:D:472:MET:SD	2:D:472:MET:N	2.85	0.40
3:G:202:THR:HG1	3:G:205:GLU:CD	2.14	0.40
3:I:11:ASN:ND2	7:O:319:TYR:CE1	2.90	0.40
4:L:111:ILE:O	4:L:111:ILE:CG2	2.70	0.40
7:O:42:ARG:O	7:O:44:PHE:N	2.55	0.40
7:O:363:LYS:N	7:O:383:GLU:OE1	2.54	0.40
8:P:177:ILE:O	8:P:180:MET:SD	2.80	0.40
8:P:305:HIS:CD2	8:P:306:LYS:HG2	2.56	0.40
8:P:453:ARG:HA	8:P:456:ALA:HB3	2.03	0.40
9:Q:117:LEU:O	9:Q:120:ARG:HB2	2.22	0.40
9:Q:597:ASP:HB2	14:d:55:GLN:NE2	2.36	0.40
13:W:108:ILE:HG23	13:W:109:GLY:N	2.37	0.40
13:Y:103:ALA:HB2	13:Z:26:LEU:HD22	2.03	0.40
13:Z:72:VAL:HA	13:Z:75:CYS:SG	2.61	0.40
13:a:9:ALA:N	13:a:10:PRO:HD2	2.37	0.40

There are no symmetry-related clashes.

5.3 Torsion angles [\(i\)](#)

5.3.1 Protein backbone [\(i\)](#)

In the following table, the Percentiles column shows the percent Ramachandran outliers of the chain as a percentile score with respect to all PDB entries followed by that with respect to all EM entries.

The Analysed column shows the number of residues for which the backbone conformation was analysed, and the total number of residues.

Mol	Chain	Analysed	Favoured	Allowed	Outliers	Percentiles	
1	A	592/617 (96%)	555 (94%)	37 (6%)	0	100	100
1	C	592/617 (96%)	552 (93%)	40 (7%)	0	100	100
1	E	592/617 (96%)	549 (93%)	43 (7%)	0	100	100
2	B	466/517 (90%)	438 (94%)	28 (6%)	0	100	100

Continued on next page...

Continued from previous page...

Mol	Chain	Analysed	Favoured	Allowed	Outliers	Percentiles	
2	D	467/517 (90%)	427 (91%)	40 (9%)	0	100	100
2	F	464/517 (90%)	427 (92%)	37 (8%)	0	100	100
3	G	223/233 (96%)	211 (95%)	12 (5%)	0	100	100
3	I	223/233 (96%)	221 (99%)	2 (1%)	0	100	100
3	K	223/233 (96%)	215 (96%)	8 (4%)	0	100	100
4	H	109/122 (89%)	105 (96%)	3 (3%)	1 (1%)	14	49
4	J	109/122 (89%)	106 (97%)	3 (3%)	0	100	100
4	L	109/122 (89%)	103 (94%)	6 (6%)	0	100	100
5	M	216/256 (84%)	203 (94%)	13 (6%)	0	100	100
6	N	113/118 (96%)	98 (87%)	15 (13%)	0	100	100
7	O	390/392 (100%)	342 (88%)	48 (12%)	0	100	100
8	P	448/469 (96%)	371 (83%)	77 (17%)	0	100	100
9	Q	741/840 (88%)	649 (88%)	92 (12%)	0	100	100
10	S	342/345 (99%)	316 (92%)	26 (8%)	0	100	100
11	T	198/213 (93%)	194 (98%)	4 (2%)	0	100	100
12	U	155/164 (94%)	145 (94%)	10 (6%)	0	100	100
13	V	157/160 (98%)	149 (95%)	8 (5%)	0	100	100
13	W	157/160 (98%)	151 (96%)	6 (4%)	0	100	100
13	X	157/160 (98%)	154 (98%)	3 (2%)	0	100	100
13	Y	158/160 (99%)	152 (96%)	6 (4%)	0	100	100
13	Z	157/160 (98%)	150 (96%)	7 (4%)	0	100	100
13	a	157/160 (98%)	153 (98%)	4 (2%)	0	100	100
13	b	158/160 (99%)	152 (96%)	6 (4%)	0	100	100
13	c	157/160 (98%)	155 (99%)	2 (1%)	0	100	100
14	d	67/73 (92%)	60 (90%)	7 (10%)	0	100	100
15	e	50/265 (19%)	44 (88%)	6 (12%)	0	100	100
16	f	74/85 (87%)	69 (93%)	5 (7%)	0	100	100
All	All	8221/8967 (92%)	7616 (93%)	604 (7%)	1 (0%)	100	100

All (1) Ramachandran outliers are listed below:

Mol	Chain	Res	Type
4	H	111	ILE

5.3.2 Protein sidechains [i](#)

In the following table, the Percentiles column shows the percent sidechain outliers of the chain as a percentile score with respect to all PDB entries followed by that with respect to all EM entries.

The Analysed column shows the number of residues for which the sidechain conformation was analysed, and the total number of residues.

Mol	Chain	Analysed	Rotameric	Outliers	Percentiles	
1	A	498/516 (96%)	498 (100%)	0	100	100
1	C	498/516 (96%)	498 (100%)	0	100	100
1	E	498/516 (96%)	498 (100%)	0	100	100
2	B	402/444 (90%)	402 (100%)	0	100	100
2	D	403/444 (91%)	403 (100%)	0	100	100
2	F	400/444 (90%)	400 (100%)	0	100	100
3	G	202/208 (97%)	202 (100%)	0	100	100
3	I	202/208 (97%)	202 (100%)	0	100	100
3	K	202/208 (97%)	202 (100%)	0	100	100
4	H	92/102 (90%)	92 (100%)	0	100	100
4	J	92/102 (90%)	92 (100%)	0	100	100
4	L	92/102 (90%)	92 (100%)	0	100	100
5	M	190/221 (86%)	190 (100%)	0	100	100
6	N	102/104 (98%)	102 (100%)	0	100	100
7	O	348/348 (100%)	348 (100%)	0	100	100
8	P	418/432 (97%)	418 (100%)	0	100	100
9	Q	657/728 (90%)	657 (100%)	0	100	100
10	S	308/309 (100%)	308 (100%)	0	100	100
11	T	156/168 (93%)	156 (100%)	0	100	100
12	U	119/125 (95%)	119 (100%)	0	100	100
13	V	118/119 (99%)	118 (100%)	0	100	100
13	W	118/119 (99%)	118 (100%)	0	100	100
13	X	118/119 (99%)	118 (100%)	0	100	100
13	Y	119/119 (100%)	119 (100%)	0	100	100
13	Z	118/119 (99%)	118 (100%)	0	100	100
13	a	118/119 (99%)	118 (100%)	0	100	100

Continued on next page...

Continued from previous page...

Mol	Chain	Analysed	Rotameric	Outliers	Percentiles	
13	b	119/119 (100%)	119 (100%)	0	100	100
13	c	118/119 (99%)	118 (100%)	0	100	100
14	d	62/65 (95%)	62 (100%)	0	100	100
15	e	47/244 (19%)	47 (100%)	0	100	100
16	f	63/72 (88%)	63 (100%)	0	100	100
All	All	6997/7578 (92%)	6997 (100%)	0	100	100

There are no protein residues with a non-rotameric sidechain to report.

Sometimes sidechains can be flipped to improve hydrogen bonding and reduce clashes. All (39) such sidechains are listed below:

Mol	Chain	Res	Type
1	A	267	GLN
1	A	288	ASN
1	A	450	HIS
1	A	527	GLN
2	B	54	ASN
2	B	180	HIS
2	B	401	ASN
1	C	554	HIS
1	E	491	ASN
1	E	554	HIS
2	F	18	GLN
2	F	135	ASN
2	F	460	GLN
3	G	61	ASN
3	I	11	ASN
3	I	21	GLN
3	I	122	GLN
3	K	41	GLN
3	K	57	ASN
3	K	73	GLN
4	L	61	ASN
5	M	108	GLN
7	O	9	ASN
7	O	19	ASN
7	O	95	ASN
7	O	136	ASN
7	O	367	GLN
8	P	126	GLN

Continued on next page...

Continued from previous page...

Mol	Chain	Res	Type
8	P	234	ASN
8	P	461	GLN
9	Q	18	GLN
9	Q	140	GLN
9	Q	499	HIS
9	Q	718	HIS
12	U	159	ASN
13	W	121	GLN
13	X	121	GLN
13	Y	151	ASN
13	a	53	ASN

5.3.3 RNA [i](#)

There are no RNA molecules in this entry.

5.4 Non-standard residues in protein, DNA, RNA chains [i](#)

There are no non-standard protein/DNA/RNA residues in this entry.

5.5 Carbohydrates [i](#)

There are no oligosaccharides in this entry.

5.6 Ligand geometry [i](#)

There are no ligands in this entry.

5.7 Other polymers [i](#)

There are no such residues in this entry.

5.8 Polymer linkage issues [i](#)

There are no chain breaks in this entry.

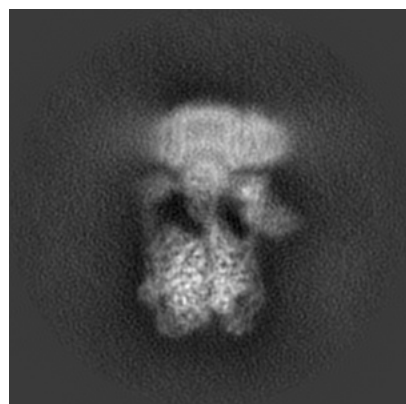
6 Map visualisation [i](#)

This section contains visualisations of the EMDB entry EMD-31539. These allow visual inspection of the internal detail of the map and identification of artifacts.

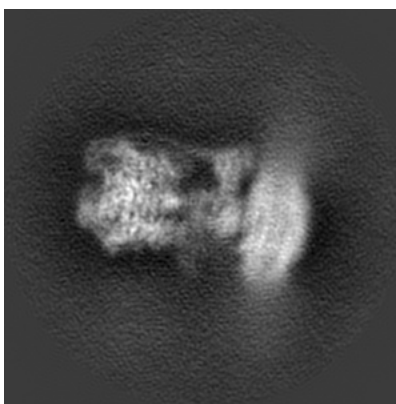
Images derived from a raw map, generated by summing the deposited half-maps, are presented below the corresponding image components of the primary map to allow further visual inspection and comparison with those of the primary map.

6.1 Orthogonal projections [i](#)

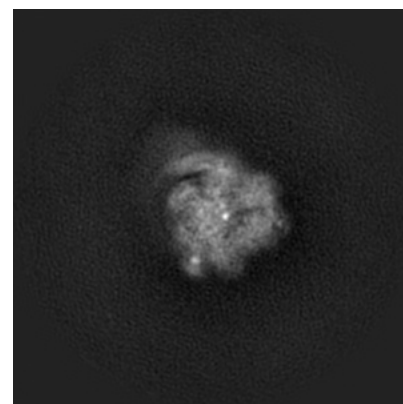
6.1.1 Primary map



X

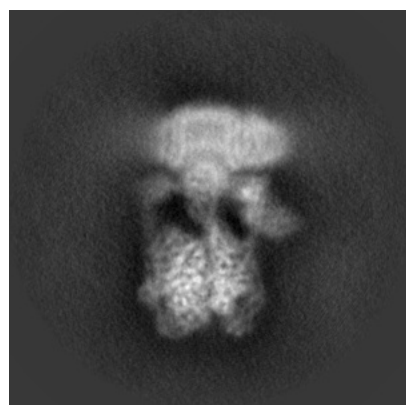


Y

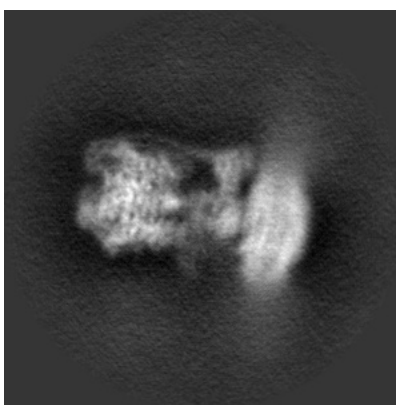


Z

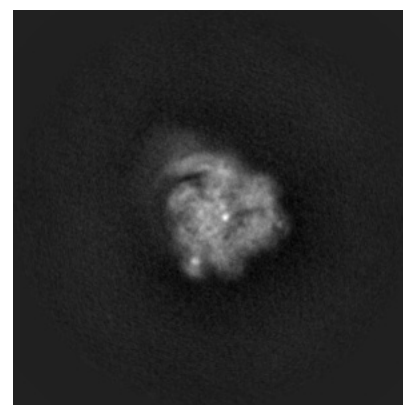
6.1.2 Raw map



X



Y

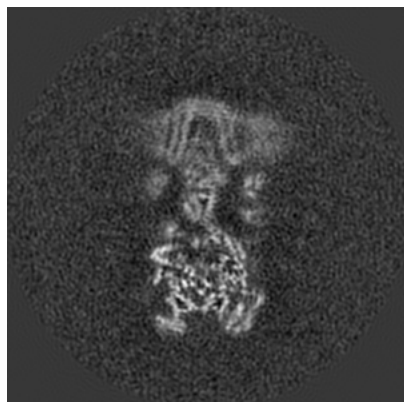


Z

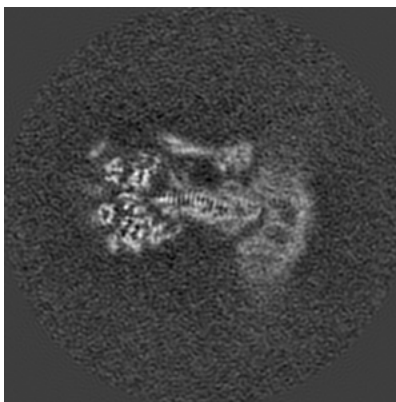
The images above show the map projected in three orthogonal directions.

6.2 Central slices [i](#)

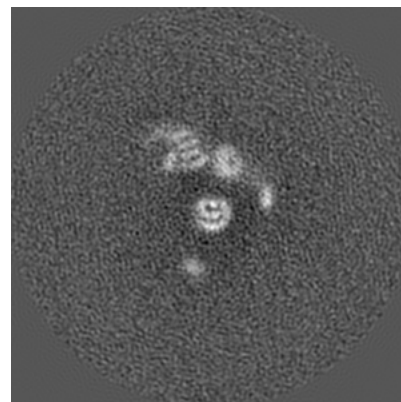
6.2.1 Primary map



X Index: 200

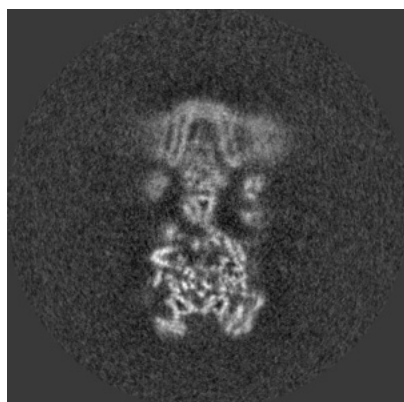


Y Index: 200

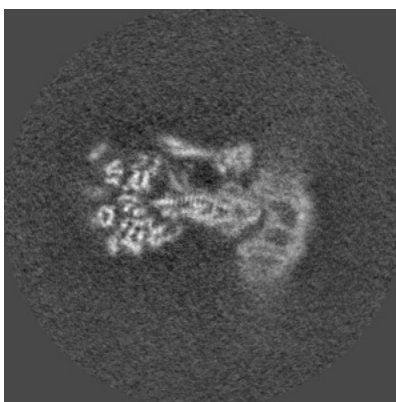


Z Index: 200

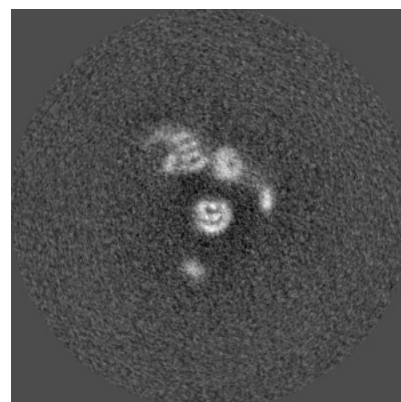
6.2.2 Raw map



X Index: 200



Y Index: 200

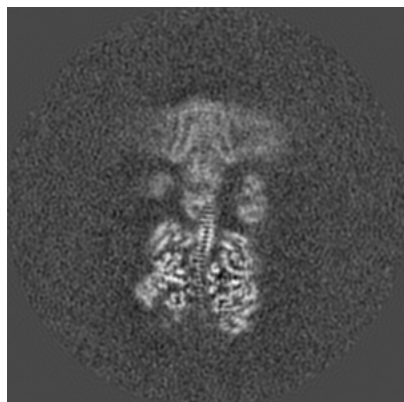


Z Index: 200

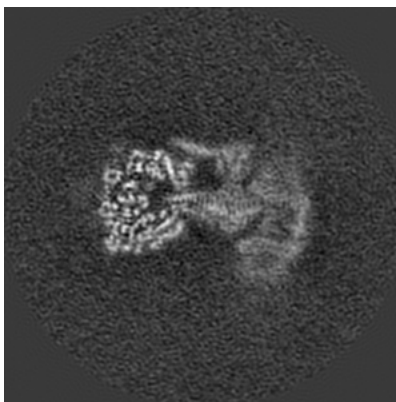
The images above show central slices of the map in three orthogonal directions.

6.3 Largest variance slices [i](#)

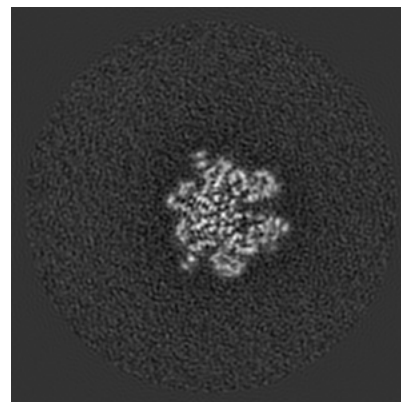
6.3.1 Primary map



X Index: 208

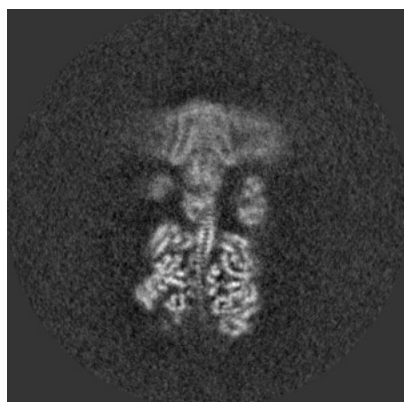


Y Index: 205

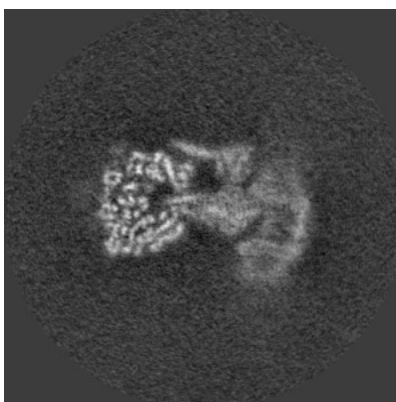


Z Index: 123

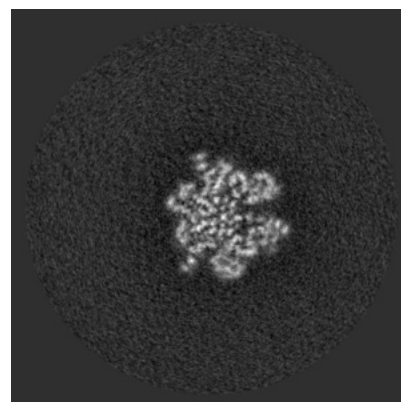
6.3.2 Raw map



X Index: 208



Y Index: 205




Z Index: 123


The images above show the largest variance slices of the map in three orthogonal directions.

6.4 Orthogonal standard-deviation projections (False-color) [i](#)

6.4.1 Primary map



6.4.2 Raw map



The images above show the map standard deviation projections with false color in three orthogonal directions. Minimum values are shown in green, max in blue, and dark to light orange shades represent small to large values respectively.

6.5 Orthogonal surface views [i](#)

This section was not generated.

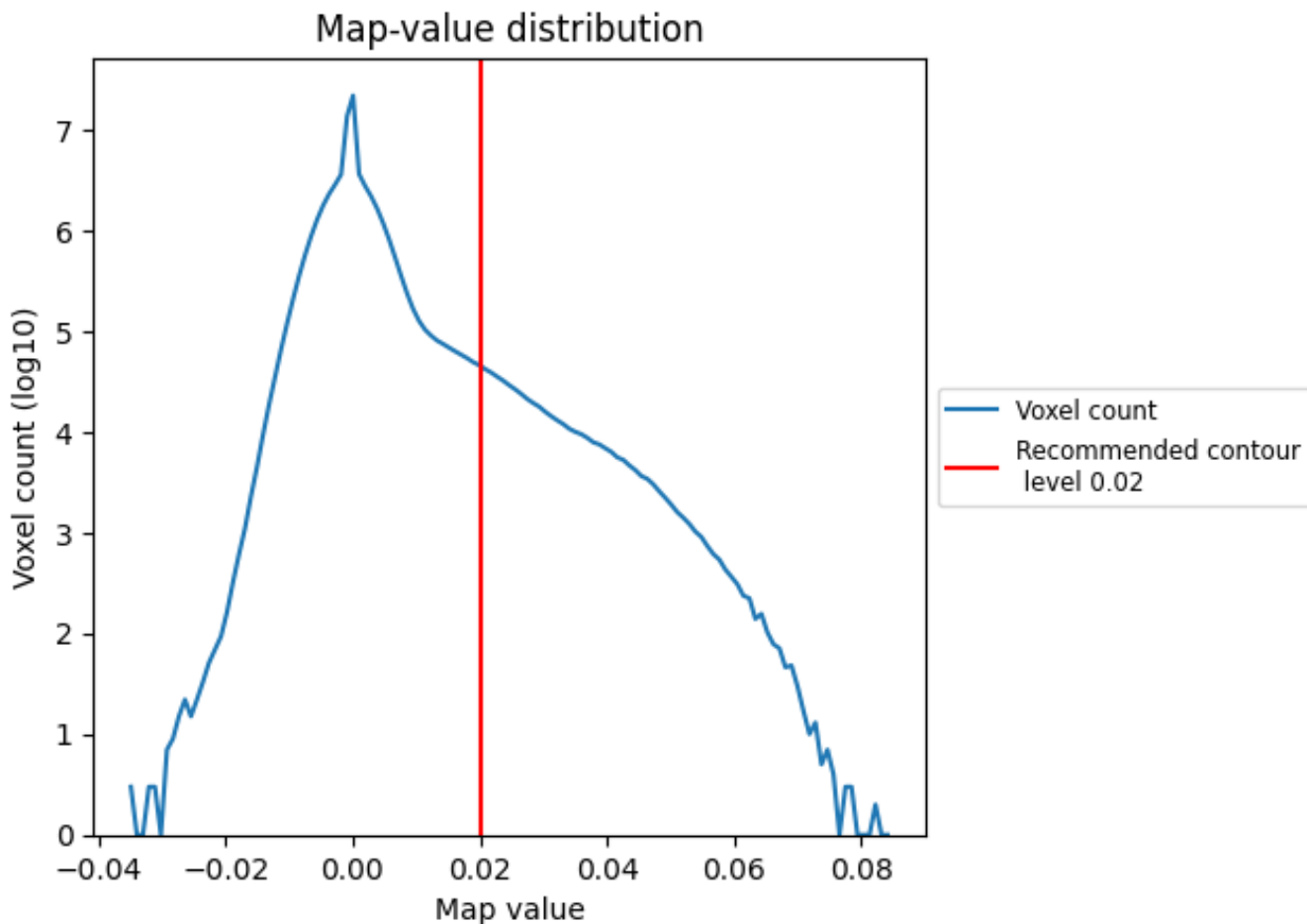
6.6 Mask visualisation [i](#)

This section was not generated. No masks/segmentation were deposited.

7 Map analysis [i](#)

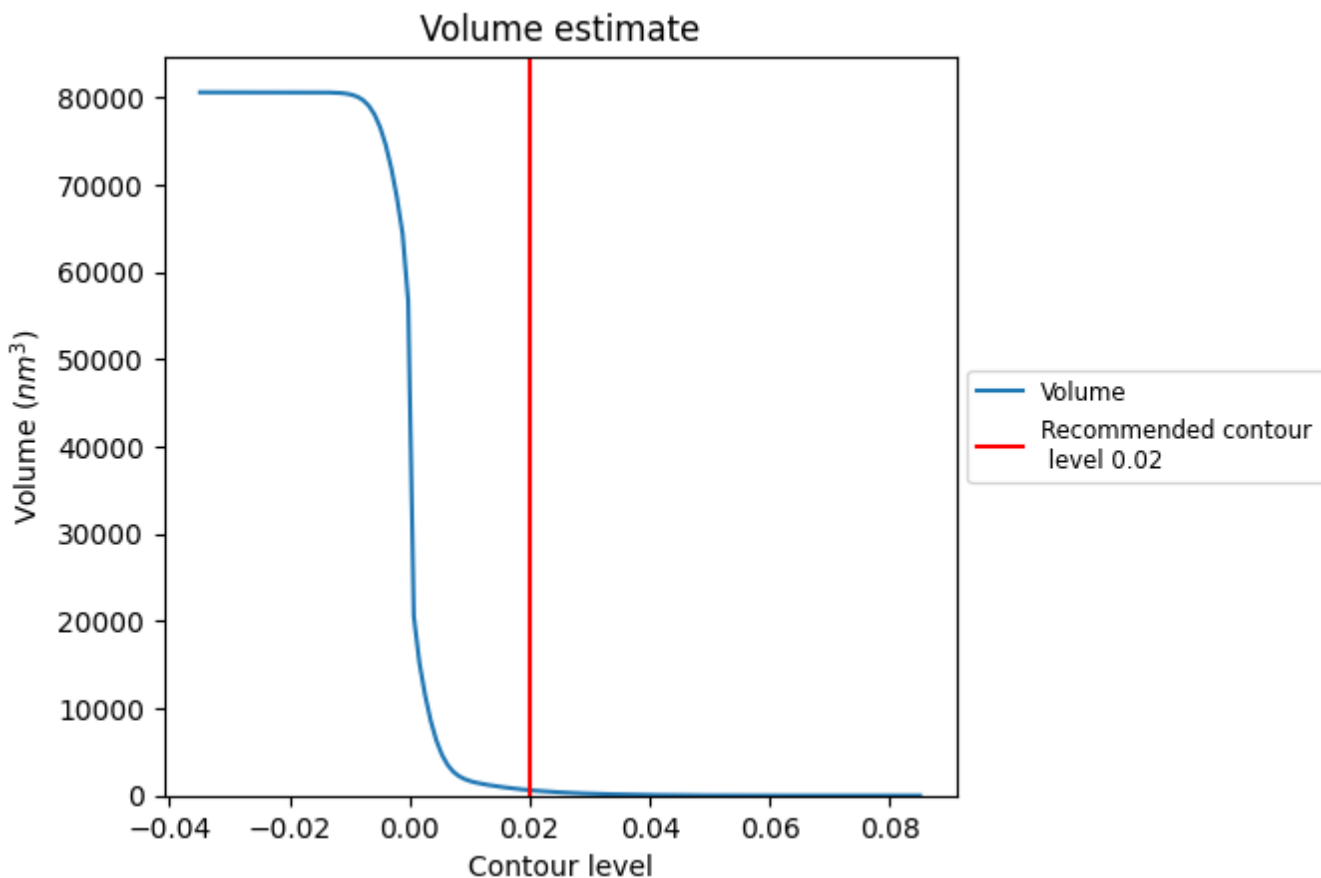
This section contains the results of statistical analysis of the map.

7.1 Map-value distribution [i](#)



The map-value distribution is plotted in 128 intervals along the x-axis. The y-axis is logarithmic. A spike in this graph at zero usually indicates that the volume has been masked.

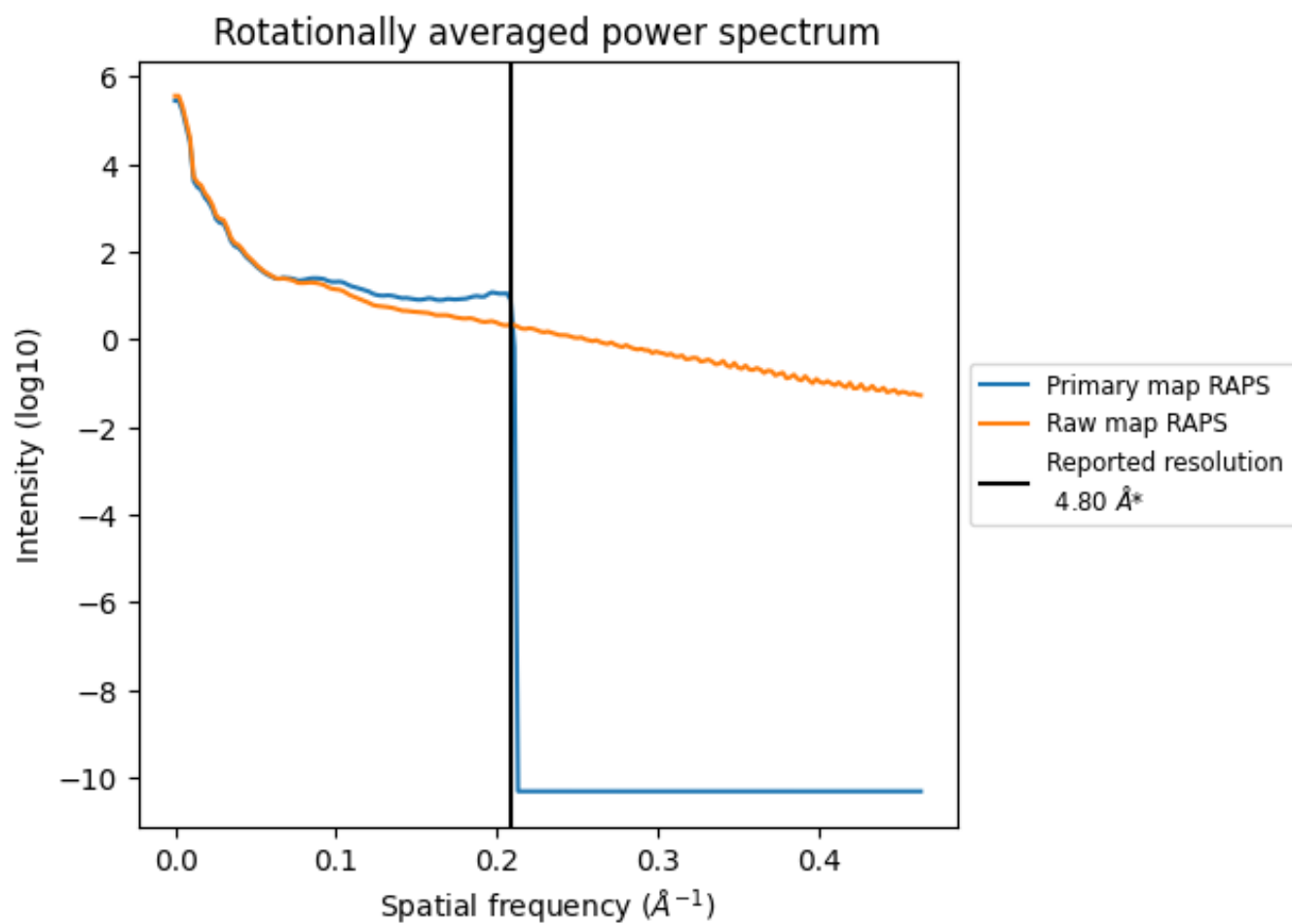
7.2 Volume estimate [i](#)



The volume at the recommended contour level is 625 nm³; this corresponds to an approximate mass of 564 kDa.

The volume estimate graph shows how the enclosed volume varies with the contour level. The recommended contour level is shown as a vertical line and the intersection between the line and the curve gives the volume of the enclosed surface at the given level.

7.3 Rotationally averaged power spectrum i

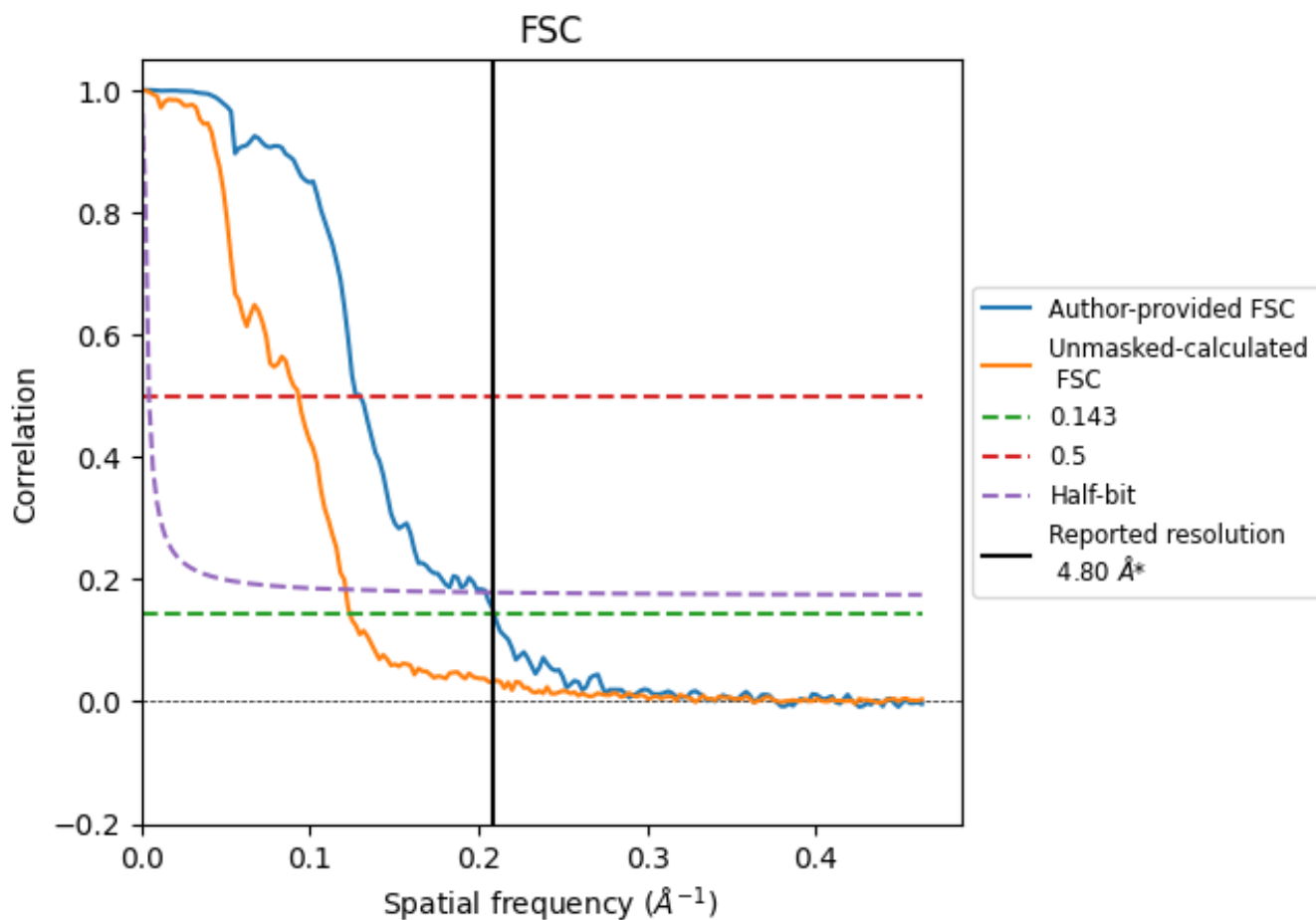


*Reported resolution corresponds to spatial frequency of 0.208 Å⁻¹

8 Fourier-Shell correlation [i](#)

Fourier-Shell Correlation (FSC) is the most commonly used method to estimate the resolution of single-particle and subtomogram-averaged maps. The shape of the curve depends on the imposed symmetry, mask and whether or not the two 3D reconstructions used were processed from a common reference. The reported resolution is shown as a black line. A curve is displayed for the half-bit criterion in addition to lines showing the 0.143 gold standard cut-off and 0.5 cut-off.

8.1 FSC [i](#)



*Reported resolution corresponds to spatial frequency of 0.208 Å⁻¹

8.2 Resolution estimates [i](#)

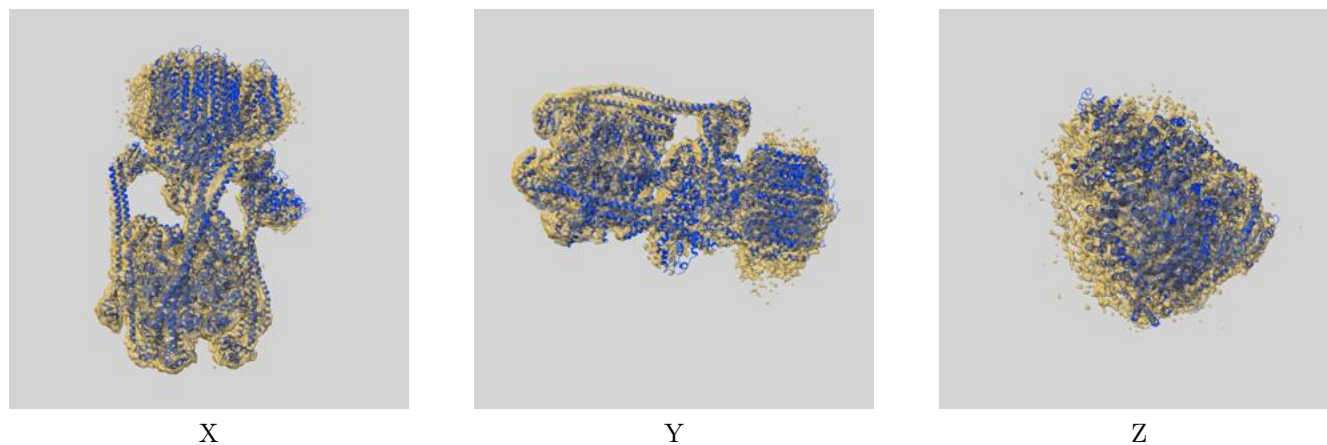
Resolution estimate (Å)	Estimation criterion (FSC cut-off)		
	0.143	0.5	Half-bit
Reported by author	4.80	-	-
Author-provided FSC curve	4.78	7.86	4.90
Unmasked-calculated*	8.08	10.73	8.25

*Resolution estimate based on FSC curve calculated by comparison of deposited half-maps. The value from deposited half-maps intersecting FSC 0.143 CUT-OFF 8.08 differs from the reported value 4.8 by more than 10 %

9 Map-model fit [i](#)

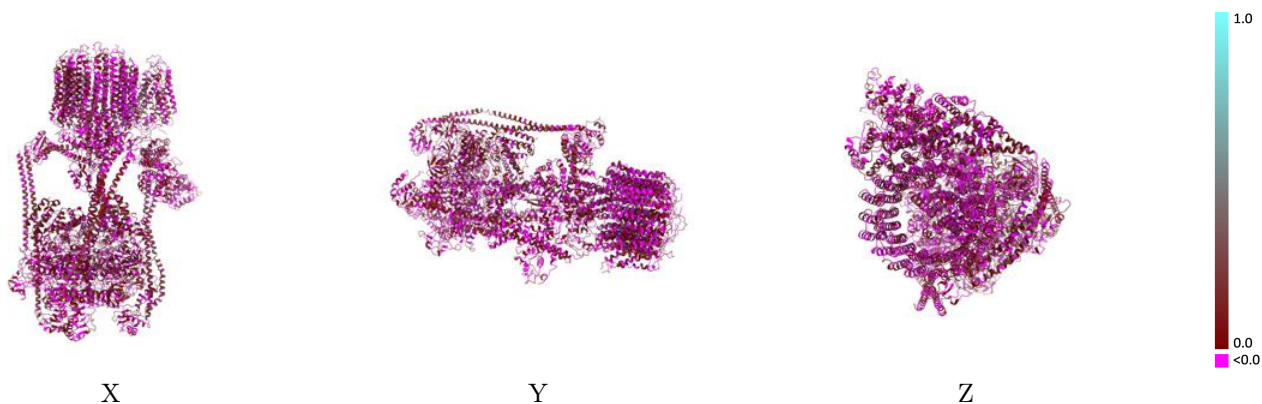
This section contains information regarding the fit between EMDB map EMD-31539 and PDB model 7FDB. Per-residue inclusion information can be found in section 3 on page 9.

9.1 Map-model overlay [i](#)




The images above show the 3D surface view of the map at the recommended contour level 0.02 at 50% transparency in yellow overlaid with a ribbon representation of the model coloured in blue. These images allow for the visual assessment of the quality of fit between the atomic model and the map.

9.2 Q-score mapped to coordinate model [i](#)



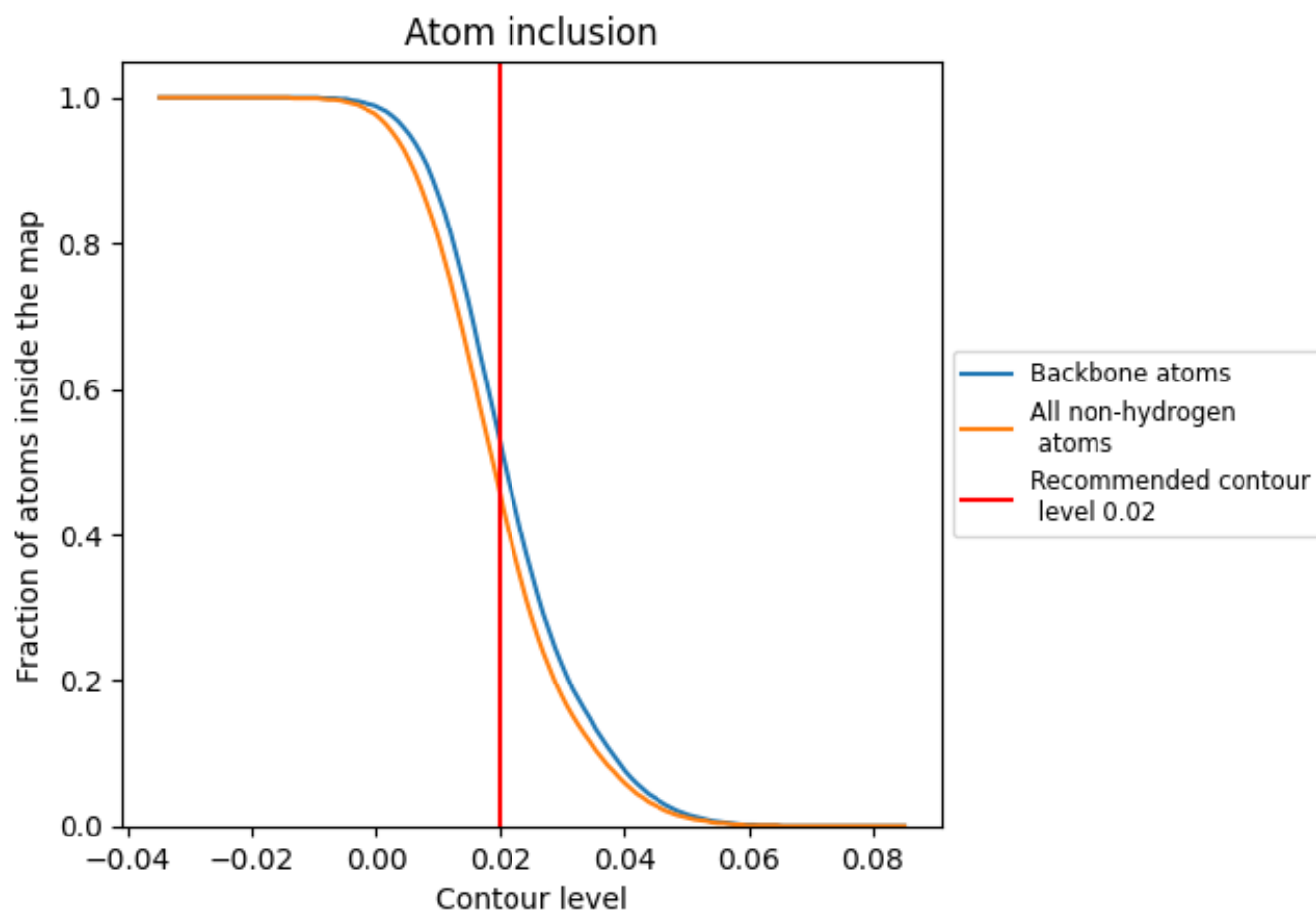
The images above show the model with each residue coloured according to its Q-score. This shows their resolvability in the map with higher Q-score values reflecting better resolvability. Please note: Q-score is calculating the resolvability of atoms, and thus high values are only expected at resolutions at which atoms can be resolved. Low Q-score values may therefore be expected for many entries.

9.3 Atom inclusion mapped to coordinate model [i](#)



The images above show the model with each residue coloured according to its atom inclusion. This shows to what extent they are inside the map at the recommended contour level (0.02).

































































9.4 Atom inclusion [i](#)



At the recommended contour level, 52% of all backbone atoms, 45% of all non-hydrogen atoms, are inside the map.

9.5 Map-model fit summary

The table lists the average atom inclusion at the recommended contour level (0.02) and Q-score for the entire model and for each chain.

Chain	Atom inclusion	Q-score
All	 0.4540	 0.0430
A	 0.5580	 0.0410
B	 0.5890	 0.0770
C	 0.6640	 0.1210
D	 0.5220	 0.0280
E	 0.5050	 0.0010
F	 0.4910	 0.0030
G	 0.4660	 0.0410
H	 0.3570	 0.0540
I	 0.6270	 0.0680
J	 0.5220	 0.0900
K	 0.5510	 0.0700
L	 0.5120	 0.1040
M	 0.5140	 0.0390
N	 0.5540	 0.0300
O	 0.4200	 0.0730
P	 0.1980	 0.0100
Q	 0.4510	 0.0680
S	 0.3190	 0.0010
T	 0.2310	 0.0030
U	 0.1950	 -0.0270
V	 0.2490	 -0.0120
W	 0.4130	 0.0430
X	 0.3450	 0.0480
Y	 0.2770	 0.0030
Z	 0.2510	 -0.0090
a	 0.3560	 0.0140
b	 0.5130	 0.0730
c	 0.3750	 0.0560
d	 0.3310	 0.0550
e	 0.3400	 0.0720
f	 0.2070	 0.0040

