



# wwPDB X-ray Structure Validation Summary Report ⓘ

Mar 6, 2026 – 04:36 PM UTC

PDB ID : 3LAY / pdb\_00003lay  
Title : Alpha-Helical barrel formed by the decamer of the zinc resistance-associated protein (STM4172) from Salmonella enterica subsp. enterica serovar Typhimurium str. LT2  
Authors : Filippova, E.V.; Minasov, G.; Shuvalova, L.; Winsor, J.; Dubrovskaya, I.; Anderson, W.F.; Center for Structural Genomics of Infectious Diseases (CSGID)  
Deposited on : 2010-01-07  
Resolution : 2.70 Å(reported)

This is a wwPDB X-ray Structure Validation Summary Report for a publicly released PDB entry.

We welcome your comments at [validation@mail.wwpdb.org](mailto:validation@mail.wwpdb.org)

A user guide is available at

<https://www.wwpdb.org/validation/2017/XrayValidationReportHelp>

with specific help available everywhere you see the ⓘ symbol.

The types of validation reports are described at

<http://www.wwpdb.org/validation/2017/FAQs#types>.

---

The following versions of software and data (see [references ⓘ](#)) were used in the production of this report:

MolProbity : 4-5-2 with Phenix2.0  
Xtriage (Phenix) : 2.0  
EDS : 3.0  
Percentile statistics : 20250101.v01 (using entries in the PDB archive January 1st 2025)  
CCP4 : 9.0.010 (Gargrove)  
Density-Fitness : 1.0.12  
Ideal geometry (proteins) : Engh & Huber (2001)  
Ideal geometry (DNA, RNA) : Parkinson et al. (1996)  
Validation Pipeline (wwPDB-VP) : 2.49

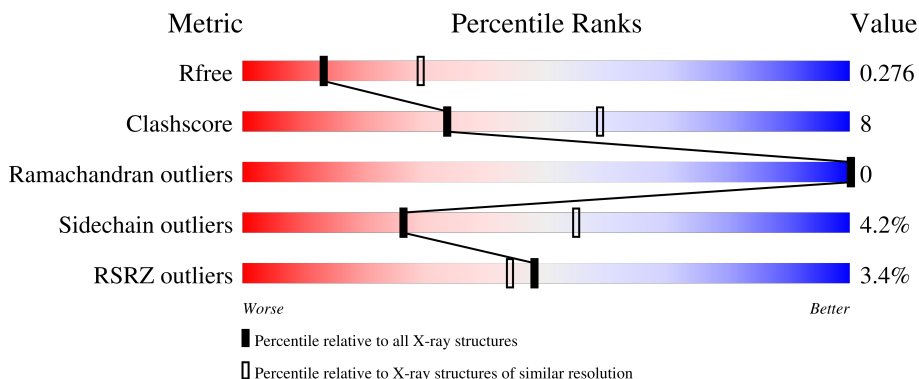
# 1 Overall quality at a glance

The following experimental techniques were used to determine the structure:

*X-RAY DIFFRACTION*

The reported resolution of this entry is 2.70 Å.

Percentile scores (ranging between 0-100) for global validation metrics of the entry are shown in the following graphic. The table shows the number of entries on which the scores are based.








Metric	Whole archive (#Entries)	Similar resolution (#Entries, resolution range(Å))
$R_{free}$	180053	3538 (2.70-2.70)
Clashscore	190562	3843 (2.70-2.70)
Ramachandran outliers	187476	3778 (2.70-2.70)
Sidechain outliers	187428	3778 (2.70-2.70)
RSRZ outliers	180081	3538 (2.70-2.70)

The table below summarises the geometric issues observed across the polymeric chains and their fit to the electron density. The red, orange, yellow and green segments of the lower bar indicate the fraction of residues that contain outliers for  $\geq 3$ , 2, 1 and 0 types of geometric quality criteria respectively. A grey segment represents the fraction of residues that are not modelled. The numeric value for each fraction is indicated below the corresponding segment, with a dot representing fractions  $\leq 5\%$ . The upper red bar (where present) indicates the fraction of residues that have poor fit to the electron density. The numeric value is given above the bar.

Mol	Chain	Length	Quality of chain
1	A	175	 5% 37% 7% 55%
1	B	175	 % 38% 6% 55%
1	C	175	 2% 34% 10% 55%
1	D	175	 % 38% 7% 55%
1	E	175	 % 34% 10% 55%

*Continued on next page...*

*Continued from previous page...*

Mol	Chain	Length	Quality of chain
1	F	175	 <p>% 38% 5% 55%</p>
1	G	175	 <p>% 34% 9% 56%</p>
1	H	175	 <p>42% 54%</p>
1	I	175	 <p>5% 29% 14% 55%</p>
1	J	175	 <p>% 41% 5% 54%</p>

## 2 Entry composition

There are 2 unique types of molecules in this entry. The entry contains 6014 atoms, of which 0 are hydrogens and 0 are deuteriums.

In the tables below, the ZeroOcc column contains the number of atoms modelled with zero occupancy, the AltConf column contains the number of residues with at least one atom in alternate conformation and the Trace column contains the number of residues modelled with at most 2 atoms.

- Molecule 1 is a protein called Zinc resistance-associated protein.

Mol	Chain	Residues	Atoms					ZeroOcc	AltConf	Trace
			Total	C	N	O	S			
1	A	79	583	361	98	122	2	0	0	0
1	B	79	605	372	103	128	2	0	1	0
1	C	79	614	381	104	127	2	0	0	0
1	D	78	584	363	99	120	2	0	0	0
1	E	78	594	369	101	122	2	0	1	0
1	F	78	594	369	100	123	2	0	0	0
1	G	77	568	354	94	118	2	0	0	0
1	H	80	611	379	104	126	2	0	0	0
1	I	78	584	360	104	118	2	0	0	0
1	J	81	613	384	102	125	2	0	0	0

There are 240 discrepancies between the modelled and reference sequences:

Chain	Residue	Modelled	Actual	Comment	Reference
A	-23	MET	-	expression tag	UNP Q9L9I0
A	-22	HIS	-	expression tag	UNP Q9L9I0
A	-21	HIS	-	expression tag	UNP Q9L9I0
A	-20	HIS	-	expression tag	UNP Q9L9I0
A	-19	HIS	-	expression tag	UNP Q9L9I0
A	-18	HIS	-	expression tag	UNP Q9L9I0
A	-17	HIS	-	expression tag	UNP Q9L9I0
A	-16	SER	-	expression tag	UNP Q9L9I0
A	-15	SER	-	expression tag	UNP Q9L9I0

*Continued on next page...*

*Continued from previous page...*

Chain	Residue	Modelled	Actual	Comment	Reference
A	-14	GLY	-	expression tag	UNP Q9L9I0
A	-13	VAL	-	expression tag	UNP Q9L9I0
A	-12	ASP	-	expression tag	UNP Q9L9I0
A	-11	LEU	-	expression tag	UNP Q9L9I0
A	-10	GLY	-	expression tag	UNP Q9L9I0
A	-9	THR	-	expression tag	UNP Q9L9I0
A	-8	GLU	-	expression tag	UNP Q9L9I0
A	-7	ASN	-	expression tag	UNP Q9L9I0
A	-6	LEU	-	expression tag	UNP Q9L9I0
A	-5	TYR	-	expression tag	UNP Q9L9I0
A	-4	PHE	-	expression tag	UNP Q9L9I0
A	-3	GLN	-	expression tag	UNP Q9L9I0
A	-2	SER	-	expression tag	UNP Q9L9I0
A	-1	ASN	-	expression tag	UNP Q9L9I0
A	0	ALA	-	expression tag	UNP Q9L9I0
B	-23	MET	-	expression tag	UNP Q9L9I0
B	-22	HIS	-	expression tag	UNP Q9L9I0
B	-21	HIS	-	expression tag	UNP Q9L9I0
B	-20	HIS	-	expression tag	UNP Q9L9I0
B	-19	HIS	-	expression tag	UNP Q9L9I0
B	-18	HIS	-	expression tag	UNP Q9L9I0
B	-17	HIS	-	expression tag	UNP Q9L9I0
B	-16	SER	-	expression tag	UNP Q9L9I0
B	-15	SER	-	expression tag	UNP Q9L9I0
B	-14	GLY	-	expression tag	UNP Q9L9I0
B	-13	VAL	-	expression tag	UNP Q9L9I0
B	-12	ASP	-	expression tag	UNP Q9L9I0
B	-11	LEU	-	expression tag	UNP Q9L9I0
B	-10	GLY	-	expression tag	UNP Q9L9I0
B	-9	THR	-	expression tag	UNP Q9L9I0
B	-8	GLU	-	expression tag	UNP Q9L9I0
B	-7	ASN	-	expression tag	UNP Q9L9I0
B	-6	LEU	-	expression tag	UNP Q9L9I0
B	-5	TYR	-	expression tag	UNP Q9L9I0
B	-4	PHE	-	expression tag	UNP Q9L9I0
B	-3	GLN	-	expression tag	UNP Q9L9I0
B	-2	SER	-	expression tag	UNP Q9L9I0
B	-1	ASN	-	expression tag	UNP Q9L9I0
B	0	ALA	-	expression tag	UNP Q9L9I0
C	-23	MET	-	expression tag	UNP Q9L9I0
C	-22	HIS	-	expression tag	UNP Q9L9I0
C	-21	HIS	-	expression tag	UNP Q9L9I0

*Continued on next page...*

*Continued from previous page...*

Chain	Residue	Modelled	Actual	Comment	Reference
C	-20	HIS	-	expression tag	UNP Q9L9I0
C	-19	HIS	-	expression tag	UNP Q9L9I0
C	-18	HIS	-	expression tag	UNP Q9L9I0
C	-17	HIS	-	expression tag	UNP Q9L9I0
C	-16	SER	-	expression tag	UNP Q9L9I0
C	-15	SER	-	expression tag	UNP Q9L9I0
C	-14	GLY	-	expression tag	UNP Q9L9I0
C	-13	VAL	-	expression tag	UNP Q9L9I0
C	-12	ASP	-	expression tag	UNP Q9L9I0
C	-11	LEU	-	expression tag	UNP Q9L9I0
C	-10	GLY	-	expression tag	UNP Q9L9I0
C	-9	THR	-	expression tag	UNP Q9L9I0
C	-8	GLU	-	expression tag	UNP Q9L9I0
C	-7	ASN	-	expression tag	UNP Q9L9I0
C	-6	LEU	-	expression tag	UNP Q9L9I0
C	-5	TYR	-	expression tag	UNP Q9L9I0
C	-4	PHE	-	expression tag	UNP Q9L9I0
C	-3	GLN	-	expression tag	UNP Q9L9I0
C	-2	SER	-	expression tag	UNP Q9L9I0
C	-1	ASN	-	expression tag	UNP Q9L9I0
C	0	ALA	-	expression tag	UNP Q9L9I0
D	-23	MET	-	expression tag	UNP Q9L9I0
D	-22	HIS	-	expression tag	UNP Q9L9I0
D	-21	HIS	-	expression tag	UNP Q9L9I0
D	-20	HIS	-	expression tag	UNP Q9L9I0
D	-19	HIS	-	expression tag	UNP Q9L9I0
D	-18	HIS	-	expression tag	UNP Q9L9I0
D	-17	HIS	-	expression tag	UNP Q9L9I0
D	-16	SER	-	expression tag	UNP Q9L9I0
D	-15	SER	-	expression tag	UNP Q9L9I0
D	-14	GLY	-	expression tag	UNP Q9L9I0
D	-13	VAL	-	expression tag	UNP Q9L9I0
D	-12	ASP	-	expression tag	UNP Q9L9I0
D	-11	LEU	-	expression tag	UNP Q9L9I0
D	-10	GLY	-	expression tag	UNP Q9L9I0
D	-9	THR	-	expression tag	UNP Q9L9I0
D	-8	GLU	-	expression tag	UNP Q9L9I0
D	-7	ASN	-	expression tag	UNP Q9L9I0
D	-6	LEU	-	expression tag	UNP Q9L9I0
D	-5	TYR	-	expression tag	UNP Q9L9I0
D	-4	PHE	-	expression tag	UNP Q9L9I0
D	-3	GLN	-	expression tag	UNP Q9L9I0

*Continued on next page...*

*Continued from previous page...*

Chain	Residue	Modelled	Actual	Comment	Reference
D	-2	SER	-	expression tag	UNP Q9L9I0
D	-1	ASN	-	expression tag	UNP Q9L9I0
D	0	ALA	-	expression tag	UNP Q9L9I0
E	-23	MET	-	expression tag	UNP Q9L9I0
E	-22	HIS	-	expression tag	UNP Q9L9I0
E	-21	HIS	-	expression tag	UNP Q9L9I0
E	-20	HIS	-	expression tag	UNP Q9L9I0
E	-19	HIS	-	expression tag	UNP Q9L9I0
E	-18	HIS	-	expression tag	UNP Q9L9I0
E	-17	HIS	-	expression tag	UNP Q9L9I0
E	-16	SER	-	expression tag	UNP Q9L9I0
E	-15	SER	-	expression tag	UNP Q9L9I0
E	-14	GLY	-	expression tag	UNP Q9L9I0
E	-13	VAL	-	expression tag	UNP Q9L9I0
E	-12	ASP	-	expression tag	UNP Q9L9I0
E	-11	LEU	-	expression tag	UNP Q9L9I0
E	-10	GLY	-	expression tag	UNP Q9L9I0
E	-9	THR	-	expression tag	UNP Q9L9I0
E	-8	GLU	-	expression tag	UNP Q9L9I0
E	-7	ASN	-	expression tag	UNP Q9L9I0
E	-6	LEU	-	expression tag	UNP Q9L9I0
E	-5	TYR	-	expression tag	UNP Q9L9I0
E	-4	PHE	-	expression tag	UNP Q9L9I0
E	-3	GLN	-	expression tag	UNP Q9L9I0
E	-2	SER	-	expression tag	UNP Q9L9I0
E	-1	ASN	-	expression tag	UNP Q9L9I0
E	0	ALA	-	expression tag	UNP Q9L9I0
F	-23	MET	-	expression tag	UNP Q9L9I0
F	-22	HIS	-	expression tag	UNP Q9L9I0
F	-21	HIS	-	expression tag	UNP Q9L9I0
F	-20	HIS	-	expression tag	UNP Q9L9I0
F	-19	HIS	-	expression tag	UNP Q9L9I0
F	-18	HIS	-	expression tag	UNP Q9L9I0
F	-17	HIS	-	expression tag	UNP Q9L9I0
F	-16	SER	-	expression tag	UNP Q9L9I0
F	-15	SER	-	expression tag	UNP Q9L9I0
F	-14	GLY	-	expression tag	UNP Q9L9I0
F	-13	VAL	-	expression tag	UNP Q9L9I0
F	-12	ASP	-	expression tag	UNP Q9L9I0
F	-11	LEU	-	expression tag	UNP Q9L9I0
F	-10	GLY	-	expression tag	UNP Q9L9I0
F	-9	THR	-	expression tag	UNP Q9L9I0

*Continued on next page...*

*Continued from previous page...*

Chain	Residue	Modelled	Actual	Comment	Reference
F	-8	GLU	-	expression tag	UNP Q9L9I0
F	-7	ASN	-	expression tag	UNP Q9L9I0
F	-6	LEU	-	expression tag	UNP Q9L9I0
F	-5	TYR	-	expression tag	UNP Q9L9I0
F	-4	PHE	-	expression tag	UNP Q9L9I0
F	-3	GLN	-	expression tag	UNP Q9L9I0
F	-2	SER	-	expression tag	UNP Q9L9I0
F	-1	ASN	-	expression tag	UNP Q9L9I0
F	0	ALA	-	expression tag	UNP Q9L9I0
G	-23	MET	-	expression tag	UNP Q9L9I0
G	-22	HIS	-	expression tag	UNP Q9L9I0
G	-21	HIS	-	expression tag	UNP Q9L9I0
G	-20	HIS	-	expression tag	UNP Q9L9I0
G	-19	HIS	-	expression tag	UNP Q9L9I0
G	-18	HIS	-	expression tag	UNP Q9L9I0
G	-17	HIS	-	expression tag	UNP Q9L9I0
G	-16	SER	-	expression tag	UNP Q9L9I0
G	-15	SER	-	expression tag	UNP Q9L9I0
G	-14	GLY	-	expression tag	UNP Q9L9I0
G	-13	VAL	-	expression tag	UNP Q9L9I0
G	-12	ASP	-	expression tag	UNP Q9L9I0
G	-11	LEU	-	expression tag	UNP Q9L9I0
G	-10	GLY	-	expression tag	UNP Q9L9I0
G	-9	THR	-	expression tag	UNP Q9L9I0
G	-8	GLU	-	expression tag	UNP Q9L9I0
G	-7	ASN	-	expression tag	UNP Q9L9I0
G	-6	LEU	-	expression tag	UNP Q9L9I0
G	-5	TYR	-	expression tag	UNP Q9L9I0
G	-4	PHE	-	expression tag	UNP Q9L9I0
G	-3	GLN	-	expression tag	UNP Q9L9I0
G	-2	SER	-	expression tag	UNP Q9L9I0
G	-1	ASN	-	expression tag	UNP Q9L9I0
G	0	ALA	-	expression tag	UNP Q9L9I0
H	-23	MET	-	expression tag	UNP Q9L9I0
H	-22	HIS	-	expression tag	UNP Q9L9I0
H	-21	HIS	-	expression tag	UNP Q9L9I0
H	-20	HIS	-	expression tag	UNP Q9L9I0
H	-19	HIS	-	expression tag	UNP Q9L9I0
H	-18	HIS	-	expression tag	UNP Q9L9I0
H	-17	HIS	-	expression tag	UNP Q9L9I0
H	-16	SER	-	expression tag	UNP Q9L9I0
H	-15	SER	-	expression tag	UNP Q9L9I0

*Continued on next page...*

*Continued from previous page...*

Chain	Residue	Modelled	Actual	Comment	Reference
H	-14	GLY	-	expression tag	UNP Q9L9I0
H	-13	VAL	-	expression tag	UNP Q9L9I0
H	-12	ASP	-	expression tag	UNP Q9L9I0
H	-11	LEU	-	expression tag	UNP Q9L9I0
H	-10	GLY	-	expression tag	UNP Q9L9I0
H	-9	THR	-	expression tag	UNP Q9L9I0
H	-8	GLU	-	expression tag	UNP Q9L9I0
H	-7	ASN	-	expression tag	UNP Q9L9I0
H	-6	LEU	-	expression tag	UNP Q9L9I0
H	-5	TYR	-	expression tag	UNP Q9L9I0
H	-4	PHE	-	expression tag	UNP Q9L9I0
H	-3	GLN	-	expression tag	UNP Q9L9I0
H	-2	SER	-	expression tag	UNP Q9L9I0
H	-1	ASN	-	expression tag	UNP Q9L9I0
H	0	ALA	-	expression tag	UNP Q9L9I0
I	-23	MET	-	expression tag	UNP Q9L9I0
I	-22	HIS	-	expression tag	UNP Q9L9I0
I	-21	HIS	-	expression tag	UNP Q9L9I0
I	-20	HIS	-	expression tag	UNP Q9L9I0
I	-19	HIS	-	expression tag	UNP Q9L9I0
I	-18	HIS	-	expression tag	UNP Q9L9I0
I	-17	HIS	-	expression tag	UNP Q9L9I0
I	-16	SER	-	expression tag	UNP Q9L9I0
I	-15	SER	-	expression tag	UNP Q9L9I0
I	-14	GLY	-	expression tag	UNP Q9L9I0
I	-13	VAL	-	expression tag	UNP Q9L9I0
I	-12	ASP	-	expression tag	UNP Q9L9I0
I	-11	LEU	-	expression tag	UNP Q9L9I0
I	-10	GLY	-	expression tag	UNP Q9L9I0
I	-9	THR	-	expression tag	UNP Q9L9I0
I	-8	GLU	-	expression tag	UNP Q9L9I0
I	-7	ASN	-	expression tag	UNP Q9L9I0
I	-6	LEU	-	expression tag	UNP Q9L9I0
I	-5	TYR	-	expression tag	UNP Q9L9I0
I	-4	PHE	-	expression tag	UNP Q9L9I0
I	-3	GLN	-	expression tag	UNP Q9L9I0
I	-2	SER	-	expression tag	UNP Q9L9I0
I	-1	ASN	-	expression tag	UNP Q9L9I0
I	0	ALA	-	expression tag	UNP Q9L9I0
J	-23	MET	-	expression tag	UNP Q9L9I0
J	-22	HIS	-	expression tag	UNP Q9L9I0
J	-21	HIS	-	expression tag	UNP Q9L9I0

*Continued on next page...*

*Continued from previous page...*

Chain	Residue	Modelled	Actual	Comment	Reference
J	-20	HIS	-	expression tag	UNP Q9L9I0
J	-19	HIS	-	expression tag	UNP Q9L9I0
J	-18	HIS	-	expression tag	UNP Q9L9I0
J	-17	HIS	-	expression tag	UNP Q9L9I0
J	-16	SER	-	expression tag	UNP Q9L9I0
J	-15	SER	-	expression tag	UNP Q9L9I0
J	-14	GLY	-	expression tag	UNP Q9L9I0
J	-13	VAL	-	expression tag	UNP Q9L9I0
J	-12	ASP	-	expression tag	UNP Q9L9I0
J	-11	LEU	-	expression tag	UNP Q9L9I0
J	-10	GLY	-	expression tag	UNP Q9L9I0
J	-9	THR	-	expression tag	UNP Q9L9I0
J	-8	GLU	-	expression tag	UNP Q9L9I0
J	-7	ASN	-	expression tag	UNP Q9L9I0
J	-6	LEU	-	expression tag	UNP Q9L9I0
J	-5	TYR	-	expression tag	UNP Q9L9I0
J	-4	PHE	-	expression tag	UNP Q9L9I0
J	-3	GLN	-	expression tag	UNP Q9L9I0
J	-2	SER	-	expression tag	UNP Q9L9I0
J	-1	ASN	-	expression tag	UNP Q9L9I0
J	0	ALA	-	expression tag	UNP Q9L9I0

- Molecule 2 is water.

Mol	Chain	Residues	Atoms	ZeroOcc	AltConf
2	A	1	Total 1 1	0	0
2	B	1	Total 1 1	0	0
2	C	7	Total 7 7	0	0
2	D	8	Total 8 8	0	0
2	E	6	Total 6 6	0	0
2	F	2	Total 2 2	0	0
2	G	7	Total 7 7	0	0
2	H	7	Total 7 7	0	0
2	I	14	Total 14 14	0	0

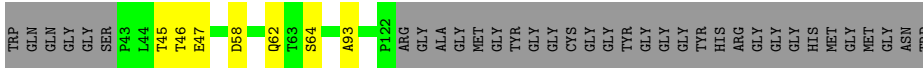
*Continued on next page...*

*Continued from previous page...*


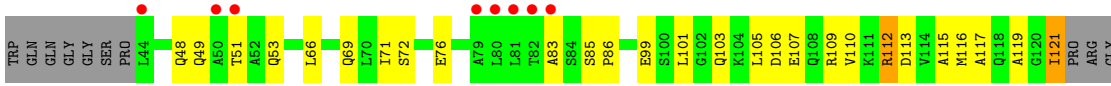
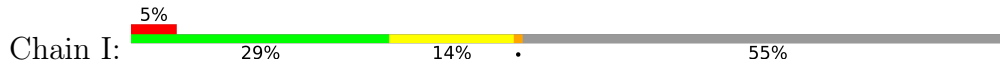
<b>Mol</b>	<b>Chain</b>	<b>Residues</b>	<b>Atoms</b>		<b>ZeroOcc</b>	<b>AltConf</b>
2	J	11	Total	O	0	0
			11	11		



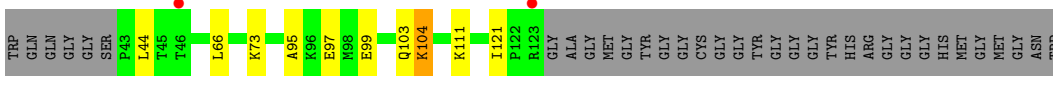
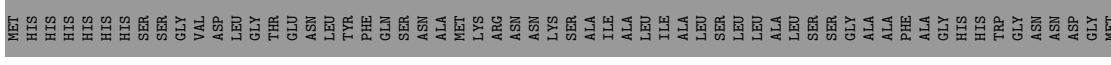
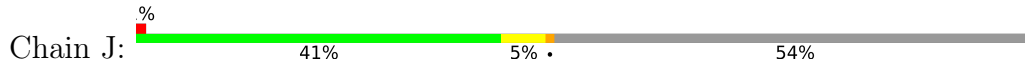




• Molecule 1: Zinc resistance-associated protein



• Molecule 1: Zinc resistance-associated protein



## 4 Data and refinement statistics

Property	Value	Source
Space group	P 21 21 2	Depositor
Cell constants a, b, c, $\alpha$ , $\beta$ , $\gamma$	100.80Å 148.91Å 74.54Å 90.00° 90.00° 90.00°	Depositor
Resolution (Å)	30.00 – 2.70 30.00 – 2.70	Depositor EDS
% Data completeness (in resolution range)	99.7 (30.00-2.70) 99.7 (30.00-2.70)	Depositor EDS
$R_{merge}$	0.07	Depositor
$R_{sym}$	(Not available)	Depositor
$\langle I/\sigma(I) \rangle$ <sup>1</sup>	2.32 (at 2.68Å)	Xtrriage
Refinement program	REFMAC 5.5.0051	Depositor
R, $R_{free}$	0.223 , 0.267 0.232 , 0.276	Depositor DCC
$R_{free}$ test set	1586 reflections (5.03%)	wwPDB-VP
Wilson B-factor (Å <sup>2</sup> )	60.5	Xtrriage
Anisotropy	0.387	Xtrriage
Bulk solvent $k_{sol}$ (e/Å <sup>3</sup> ), $B_{sol}$ (Å <sup>2</sup> )	0.30 , 58.8	EDS
L-test for twinning <sup>2</sup>	$\langle  L  \rangle = 0.49$ , $\langle L^2 \rangle = 0.33$	Xtrriage
Estimated twinning fraction	No twinning to report.	Xtrriage
$F_o, F_c$ correlation	0.93	EDS
Total number of atoms	6014	wwPDB-VP
Average B, all atoms (Å <sup>2</sup> )	36.0	wwPDB-VP

Xtrriage's analysis on translational NCS is as follows: *The largest off-origin peak in the Patterson function is 4.52% of the height of the origin peak. No significant pseudotranslation is detected.*

<sup>1</sup>Intensities estimated from amplitudes.

<sup>2</sup>Theoretical values of  $\langle |L| \rangle$ ,  $\langle L^2 \rangle$  for acentric reflections are 0.5, 0.333 respectively for untwinned datasets, and 0.375, 0.2 for perfectly twinned datasets.

## 5 Model quality [i](#)

### 5.1 Standard geometry [i](#)

The Z score for a bond length (or angle) is the number of standard deviations the observed value is removed from the expected value. A bond length (or angle) with  $|Z| > 5$  is considered an outlier worth inspection. RMSZ is the root-mean-square of all Z scores of the bond lengths (or angles).

Mol	Chain	Bond lengths		Bond angles	
		RMSZ	# $ Z  > 5$	RMSZ	# $ Z  > 5$
1	A	1.08	0/587	1.10	2/795 (0.3%)
1	B	1.11	0/611	1.04	2/830 (0.2%)
1	C	1.13	0/620	1.12	5/838 (0.6%)
1	D	1.07	0/590	1.08	0/800
1	E	1.14	1/600 (0.2%)	1.14	4/812 (0.5%)
1	F	1.11	0/599	1.13	1/811 (0.1%)
1	G	0.97	0/574	1.15	3/779 (0.4%)
1	H	1.23	0/617	1.18	1/836 (0.1%)
1	I	1.26	1/588 (0.2%)	1.19	2/794 (0.3%)
1	J	1.19	0/620	1.20	3/839 (0.4%)
All	All	1.13	2/6006 (0.0%)	1.14	23/8134 (0.3%)

All (2) bond length outliers are listed below:

Mol	Chain	Res	Type	Atoms	Z	Observed(Å)	Ideal(Å)
1	E	64	SER	N-CA	6.15	1.53	1.46
1	I	83	ALA	CA-CB	-5.11	1.45	1.53

The worst 5 of 23 bond angle outliers are listed below:

Mol	Chain	Res	Type	Atoms	Z	Observed(°)	Ideal(°)
1	G	121	ILE	CB-CA-C	-10.08	101.57	110.94
1	J	121	ILE	CA-C-N	7.39	129.07	119.84
1	J	121	ILE	C-N-CA	7.39	129.07	119.84
1	G	121	ILE	N-CA-C	7.35	114.95	108.63
1	B	101	LEU	N-CA-C	-6.16	104.56	111.28

There are no chirality outliers.

There are no planarity outliers.

## 5.2 Too-close contacts

In the following table, the Non-H and H(model) columns list the number of non-hydrogen atoms and hydrogen atoms in the chain respectively. The H(added) column lists the number of hydrogen atoms added and optimized by MolProbity. The Clashes column lists the number of clashes within the asymmetric unit, whereas Symm-Clashes lists symmetry-related clashes.

Mol	Chain	Non-H	H(model)	H(added)	Clashes	Symm-Clashes
1	A	583	0	552	13	0
1	B	605	0	564	7	0
1	C	614	0	607	10	0
1	D	584	0	558	6	0
1	E	594	0	559	8	0
1	F	594	0	574	8	0
1	G	568	0	534	9	0
1	H	611	0	587	4	0
1	I	584	0	554	23	0
1	J	613	0	593	6	0
2	A	1	0	0	0	0
2	B	1	0	0	0	0
2	C	7	0	0	0	0
2	D	8	0	0	0	0
2	E	6	0	0	0	0
2	F	2	0	0	0	0
2	G	7	0	0	0	0
2	H	7	0	0	0	0
2	I	14	0	0	1	0
2	J	11	0	0	0	0
All	All	6014	0	5682	90	0

The all-atom clashscore is defined as the number of clashes found per 1000 atoms (including hydrogen atoms). The all-atom clashscore for this structure is 8.

The worst 5 of 90 close contacts within the same asymmetric unit are listed below, sorted by their clash magnitude.

Atom-1	Atom-2	Interatomic distance (Å)	Clash overlap (Å)
1:I:112:ARG:HH11	1:I:112:ARG:HG2	1.19	1.06
1:A:112:ARG:CG	1:A:112:ARG:HH11	1.67	1.05
1:A:112:ARG:HH11	1:A:112:ARG:HG2	0.93	1.05
1:A:59:TYR:O	1:A:63:THR:HB	1.67	0.95
1:A:112:ARG:HG2	1:A:112:ARG:NH1	1.63	0.92

There are no symmetry-related clashes.

## 5.3 Torsion angles [i](#)

### 5.3.1 Protein backbone [i](#)

In the following table, the Percentiles column shows the percent Ramachandran outliers of the chain as a percentile score with respect to all X-ray entries followed by that with respect to entries of similar resolution.

The Analysed column shows the number of residues for which the backbone conformation was analysed, and the total number of residues.

Mol	Chain	Analysed	Favoured	Allowed	Outliers	Percentiles	
1	A	77/175 (44%)	76 (99%)	1 (1%)	0	100	100
1	B	78/175 (45%)	77 (99%)	1 (1%)	0	100	100
1	C	77/175 (44%)	76 (99%)	1 (1%)	0	100	100
1	D	76/175 (43%)	74 (97%)	2 (3%)	0	100	100
1	E	77/175 (44%)	73 (95%)	4 (5%)	0	100	100
1	F	76/175 (43%)	76 (100%)	0	0	100	100
1	G	75/175 (43%)	71 (95%)	4 (5%)	0	100	100
1	H	78/175 (45%)	77 (99%)	1 (1%)	0	100	100
1	I	76/175 (43%)	74 (97%)	2 (3%)	0	100	100
1	J	79/175 (45%)	77 (98%)	2 (2%)	0	100	100
All	All	769/1750 (44%)	751 (98%)	18 (2%)	0	100	100

There are no Ramachandran outliers to report.

### 5.3.2 Protein sidechains [i](#)

In the following table, the Percentiles column shows the percent sidechain outliers of the chain as a percentile score with respect to all X-ray entries followed by that with respect to entries of similar resolution.

The Analysed column shows the number of residues for which the sidechain conformation was analysed, and the total number of residues.

Mol	Chain	Analysed	Rotameric	Outliers	Percentiles	
1	A	55/130 (42%)	52 (94%)	3 (6%)	19	45
1	B	59/130 (45%)	57 (97%)	2 (3%)	32	62
1	C	64/130 (49%)	61 (95%)	3 (5%)	23	51
1	D	57/130 (44%)	54 (95%)	3 (5%)	20	46

*Continued on next page...*

Continued from previous page...

Mol	Chain	Analysed	Rotameric	Outliers	Percentiles	
1	E	57/130 (44%)	55 (96%)	2 (4%)	32	61
1	F	59/130 (45%)	56 (95%)	3 (5%)	21	48
1	G	54/130 (42%)	51 (94%)	3 (6%)	19	44
1	H	60/130 (46%)	59 (98%)	1 (2%)	53	79
1	I	55/130 (42%)	52 (94%)	3 (6%)	19	45
1	J	60/130 (46%)	59 (98%)	1 (2%)	53	79
All	All	580/1300 (45%)	556 (96%)	24 (4%)	26	56

5 of 24 residues with a non-rotameric sidechain are listed below:

Mol	Chain	Res	Type
1	F	61	THR
1	G	100	SER
1	G	63	THR
1	G	105	LEU
1	C	61	THR

Sometimes sidechains can be flipped to improve hydrogen bonding and reduce clashes. 5 of 13 such sidechains are listed below:

Mol	Chain	Res	Type
1	F	62	GLN
1	F	69	GLN
1	I	92	ASN
1	G	68	GLN
1	G	92	ASN

### 5.3.3 RNA [i](#)

There are no RNA molecules in this entry.

## 5.4 Non-standard residues in protein, DNA, RNA chains [i](#)

There are no non-standard protein/DNA/RNA residues in this entry.

## 5.5 Carbohydrates [i](#)

There are no oligosaccharides in this entry.

## 5.6 Ligand geometry [i](#)

There are no ligands in this entry.

## 5.7 Other polymers [i](#)

There are no such residues in this entry.

## 5.8 Polymer linkage issues [i](#)

There are no chain breaks in this entry.

## 6 Fit of model and data [i](#)

### 6.1 Protein, DNA and RNA chains [i](#)

In the following table, the column labelled ‘#RSRZ > 2’ contains the number (and percentage) of RSRZ outliers, followed by percent RSRZ outliers for the chain as percentile scores relative to all X-ray entries and entries of similar resolution. The OWAB column contains the minimum, median, 95<sup>th</sup> percentile and maximum values of the occupancy-weighted average B-factor per residue. The column labelled ‘Q < 0.9’ lists the number of (and percentage) of residues with an average occupancy less than 0.9.

Mol	Chain	Analysed	<RSRZ>	#RSRZ>2	OWAB(Å <sup>2</sup> )	Q<0.9
1	A	79/175 (45%)	0.46	8 (10%) 12 10	22, 35, 73, 93	0
1	B	79/175 (45%)	0.04	2 (2%) 58 55	20, 42, 66, 77	1 (1%)
1	C	79/175 (45%)	0.01	4 (5%) 33 29	11, 40, 71, 84	1 (1%)
1	D	78/175 (44%)	-0.09	0 100 100	22, 40, 70, 88	0
1	E	78/175 (44%)	-0.05	1 (1%) 75 73	9, 35, 69, 85	1 (1%)
1	F	78/175 (44%)	-0.21	1 (1%) 75 73	8, 38, 56, 82	0
1	G	77/175 (44%)	-0.01	1 (1%) 75 73	14, 31, 55, 81	0
1	H	80/175 (45%)	-0.15	0 100 100	14, 35, 62, 81	0
1	I	78/175 (44%)	0.29	8 (10%) 12 10	5, 26, 60, 78	0
1	J	81/175 (46%)	-0.29	2 (2%) 58 55	15, 32, 62, 82	0
All	All	787/1750 (44%)	0.00	27 (3%) 48 44	5, 36, 69, 93	3 (0%)

The worst 5 of 27 RSRZ outliers are listed below:

Mol	Chain	Res	Type	RSRZ
1	A	50	ALA	4.2
1	C	86	PRO	3.8
1	A	44	LEU	3.7
1	A	46	THR	3.4
1	I	83	ALA	3.4

### 6.2 Non-standard residues in protein, DNA, RNA chains [i](#)

There are no non-standard protein/DNA/RNA residues in this entry.

### 6.3 Carbohydrates [i](#)

There are no oligosaccharides in this entry.

### 6.4 Ligands [i](#)

There are no ligands in this entry.

### 6.5 Other polymers [i](#)

There are no such residues in this entry.