



# wwPDB X-ray Structure Validation Summary Report ⓘ

Mar 6, 2026 – 08:37 PM UTC

PDB ID : 7M76 / pdb\_00007m76  
Title : Room Temperature XFEL Crystallography reveals asymmetry in the vicinity of the two phylloquinones in Photosystem I  
Authors : Keable, S.M.; Simon, P.S.; Kolsch, A.; Kern, J.; Yachandra, V.K.; Zouni, A.; Yano, J.  
Deposited on : 2021-03-26  
Resolution : 3.00 Å(reported)

This is a wwPDB X-ray Structure Validation Summary Report for a publicly released PDB entry.

We welcome your comments at [validation@mail.wwpdb.org](mailto:validation@mail.wwpdb.org)

A user guide is available at

<https://www.wwpdb.org/validation/2017/XrayValidationReportHelp>

with specific help available everywhere you see the ⓘ symbol.

The types of validation reports are described at

<http://www.wwpdb.org/validation/2017/FAQs#types>.

---

The following versions of software and data (see [references ⓘ](#)) were used in the production of this report:

MolProbity : 4-5-2 with Phenix2.0  
Mogul : 2022.3.0, CSD as543be (2022)  
Xtrriage (Phenix) : 2.0  
EDS : 3.0  
Buster-report : wwPDB partial adaption of 1.1.7 (2018)  
Percentile statistics : 20250101.v01 (using entries in the PDB archive January 1st 2025)  
CCP4 : 9.0.010 (Gargrove)  
Density-Fitness : 1.0.12  
Ideal geometry (proteins) : Engh & Huber (2001)  
Ideal geometry (DNA, RNA) : Parkinson et al. (1996)  
Validation Pipeline (wwPDB-VP) : 2.49

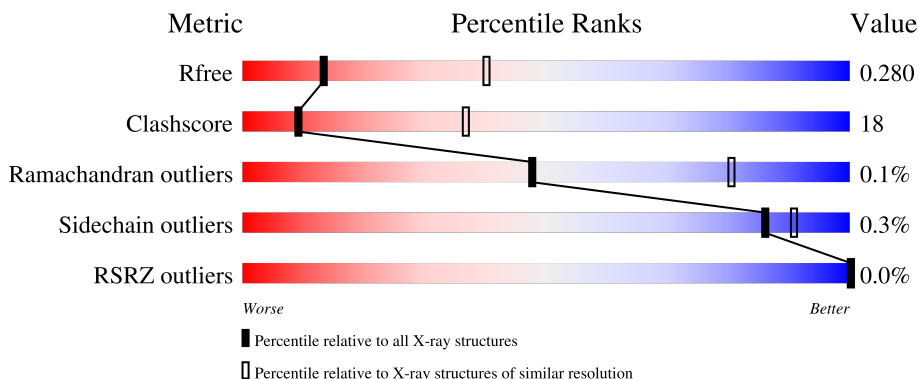
# 1 Overall quality at a glance

The following experimental techniques were used to determine the structure:

*X-RAY DIFFRACTION*

The reported resolution of this entry is 3.00 Å.

Percentile scores (ranging between 0-100) for global validation metrics of the entry are shown in the following graphic. The table shows the number of entries on which the scores are based.





| Metric                | Whole archive<br>(#Entries) | Similar resolution<br>(#Entries, resolution range(Å)) |
|-----------------------|-----------------------------|---|
| $R_{free}$            | 180053                      | 2672 (3.00-3.00)                                      |
| Clashscore            | 190562                      | 2977 (3.00-3.00)                                      |
| Ramachandran outliers | 187476                      | 2877 (3.00-3.00)                                      |
| Sidechain outliers    | 187428                      | 2880 (3.00-3.00)                                      |
| RSRZ outliers         | 180081                      | 2671 (3.00-3.00)                                      |

The table below summarises the geometric issues observed across the polymeric chains and their fit to the electron density. The red, orange, yellow and green segments of the lower bar indicate the fraction of residues that contain outliers for  $\geq 3$ , 2, 1 and 0 types of geometric quality criteria respectively. A grey segment represents the fraction of residues that are not modelled. The numeric value for each fraction is indicated below the corresponding segment, with a dot representing fractions  $\leq 5\%$ . The upper red bar (where present) indicates the fraction of residues that have poor fit to the electron density. The numeric value is given above the bar.

| Mol | Chain | Length | Quality of chain |
|-----|-------|--------|------------------|
| 1   | A     | 755    | 59% 39% .        |
| 2   | B     | 740    | 66% 34%          |
| 3   | C     | 80     | 68% 31% .        |
| 4   | D     | 138    | 68% 32%          |

*Continued on next page...*

Continued from previous page...

| Mol | Chain | Length | Quality of chain   |
|-----|-------|--------|--|
| 5   | E     | 75     |  |
| 6   | F     | 164    |  |
| 7   | I     | 38     |  |
| 8   | J     | 41     |  |
| 9   | K     | 83     |  |
| 10  | L     | 154    |  |
| 11  | M     | 31     |  |
| 12  | X     | 35     |  |

The following table lists non-polymeric compounds, carbohydrate monomers and non-standard residues in protein, DNA, RNA chains that are outliers for geometric or electron-density-fit criteria:

| Mol | Type | Chain | Res | Chirality | Geometry | Clashes | Electron density |
|-----|------|-------|-----|-----------|----------|---------|------------------|
| 13  | CL0  | A     | 801 | X         | -        | -       | -                |
| 14  | CLA  | A     | 802 | X         | -        | -       | -                |
| 14  | CLA  | A     | 803 | X         | -        | -       | -                |
| 14  | CLA  | A     | 804 | X         | -        | -       | -                |
| 14  | CLA  | A     | 805 | X         | -        | -       | -                |
| 14  | CLA  | A     | 806 | X         | -        | -       | -                |
| 14  | CLA  | A     | 807 | X         | -        | -       | -                |
| 14  | CLA  | A     | 808 | X         | -        | -       | -                |
| 14  | CLA  | A     | 809 | X         | -        | -       | -                |
| 14  | CLA  | A     | 810 | X         | -        | -       | -                |
| 14  | CLA  | A     | 811 | X         | -        | -       | -                |
| 14  | CLA  | A     | 812 | X         | -        | -       | -                |
| 14  | CLA  | A     | 813 | X         | -        | -       | -                |
| 14  | CLA  | A     | 814 | X         | -        | -       | -                |
| 14  | CLA  | A     | 815 | X         | -        | -       | -                |
| 14  | CLA  | A     | 816 | X         | -        | -       | -                |
| 14  | CLA  | A     | 817 | X         | -        | -       | -                |
| 14  | CLA  | A     | 818 | X         | -        | -       | -                |
| 14  | CLA  | A     | 819 | X         | -        | -       | -                |
| 14  | CLA  | A     | 820 | X         | -        | -       | -                |
| 14  | CLA  | A     | 821 | X         | -        | -       | -                |
| 14  | CLA  | A     | 822 | X         | -        | -       | -                |
| 14  | CLA  | A     | 823 | X         | -        | -       | -                |

Continued on next page...

*Continued from previous page...*

| Mol | Type | Chain | Res  | Chirality | Geometry | Clashes | Electron density |
|-----|------|-------|------|-----------|----------|---------|------------------|
| 14  | CLA  | A     | 824  | X         | -        | -       | -                |
| 14  | CLA  | A     | 825  | X         | -        | -       | -                |
| 14  | CLA  | A     | 826  | X         | -        | -       | -                |
| 14  | CLA  | A     | 827  | X         | -        | -       | -                |
| 14  | CLA  | A     | 828  | X         | -        | -       | -                |
| 14  | CLA  | A     | 829  | X         | -        | -       | -                |
| 14  | CLA  | A     | 830  | X         | -        | -       | -                |
| 14  | CLA  | A     | 831  | X         | -        | -       | -                |
| 14  | CLA  | A     | 832  | X         | -        | -       | -                |
| 14  | CLA  | A     | 833  | X         | -        | -       | -                |
| 14  | CLA  | A     | 834  | X         | -        | -       | -                |
| 14  | CLA  | A     | 835  | X         | -        | -       | -                |
| 14  | CLA  | A     | 836  | X         | -        | -       | -                |
| 14  | CLA  | A     | 837  | X         | -        | -       | -                |
| 14  | CLA  | A     | 838  | X         | -        | -       | -                |
| 14  | CLA  | A     | 839  | X         | -        | -       | -                |
| 14  | CLA  | A     | 840  | X         | -        | -       | -                |
| 14  | CLA  | A     | 841  | X         | -        | -       | -                |
| 14  | CLA  | A     | 842  | X         | -        | -       | -                |
| 14  | CLA  | A     | 843  | X         | -        | -       | -                |
| 14  | CLA  | A     | 844  | X         | -        | -       | -                |
| 14  | CLA  | A     | 845  | X         | -        | -       | -                |
| 14  | CLA  | A     | 856  | X         | -        | -       | -                |
| 14  | CLA  | B     | 3003 | X         | -        | -       | -                |
| 14  | CLA  | B     | 3004 | X         | -        | -       | -                |
| 14  | CLA  | B     | 3005 | X         | -        | -       | -                |
| 14  | CLA  | B     | 3006 | X         | -        | -       | -                |
| 14  | CLA  | B     | 3007 | X         | -        | -       | -                |
| 14  | CLA  | B     | 3008 | X         | -        | -       | -                |
| 14  | CLA  | B     | 3009 | X         | -        | -       | -                |
| 14  | CLA  | B     | 3010 | X         | -        | -       | -                |
| 14  | CLA  | B     | 3011 | X         | -        | -       | -                |
| 14  | CLA  | B     | 3012 | X         | -        | -       | -                |
| 14  | CLA  | B     | 3013 | X         | -        | -       | -                |
| 14  | CLA  | B     | 3014 | X         | -        | -       | -                |
| 14  | CLA  | B     | 3015 | X         | -        | -       | -                |
| 14  | CLA  | B     | 3016 | X         | -        | -       | -                |
| 14  | CLA  | B     | 3017 | X         | -        | -       | -                |
| 14  | CLA  | B     | 3018 | X         | -        | -       | -                |
| 14  | CLA  | B     | 3019 | X         | -        | -       | -                |
| 14  | CLA  | B     | 3020 | X         | -        | -       | -                |
| 14  | CLA  | B     | 3021 | X         | -        | -       | -                |

*Continued on next page...*

*Continued from previous page...*

| Mol | Type | Chain | Res  | Chirality | Geometry | Clashes | Electron density |
|-----|------|-------|------|-----------|----------|---------|------------------|
| 14  | CLA  | B     | 3022 | X         | -        | -       | -                |
| 14  | CLA  | B     | 3023 | X         | -        | -       | -                |
| 14  | CLA  | B     | 3024 | X         | -        | -       | -                |
| 14  | CLA  | B     | 3026 | X         | -        | -       | -                |
| 14  | CLA  | B     | 3027 | X         | -        | -       | -                |
| 14  | CLA  | B     | 3028 | X         | -        | -       | -                |
| 14  | CLA  | B     | 3029 | X         | -        | -       | -                |
| 14  | CLA  | B     | 3030 | X         | -        | -       | -                |
| 14  | CLA  | B     | 3031 | X         | -        | -       | -                |
| 14  | CLA  | B     | 3032 | X         | -        | -       | -                |
| 14  | CLA  | B     | 3033 | X         | -        | -       | -                |
| 14  | CLA  | B     | 3034 | X         | -        | -       | -                |
| 14  | CLA  | B     | 3035 | X         | -        | -       | -                |
| 14  | CLA  | B     | 3036 | X         | -        | -       | -                |
| 14  | CLA  | B     | 3037 | X         | -        | -       | -                |
| 14  | CLA  | B     | 3039 | X         | -        | -       | -                |
| 14  | CLA  | B     | 3041 | X         | -        | -       | -                |
| 14  | CLA  | B     | 3042 | X         | -        | -       | -                |
| 14  | CLA  | F     | 202  | X         | -        | -       | -                |
| 14  | CLA  | J     | 101  | X         | -        | -       | -                |
| 14  | CLA  | J     | 102  | X         | -        | -       | -                |
| 14  | CLA  | K     | 101  | X         | -        | -       | -                |
| 14  | CLA  | K     | 103  | X         | -        | -       | -                |
| 14  | CLA  | L     | 204  | X         | -        | -       | -                |
| 14  | CLA  | L     | 205  | X         | -        | -       | -                |
| 14  | CLA  | L     | 206  | X         | -        | -       | -                |
| 14  | CLA  | M     | 102  | X         | -        | -       | -                |
| 14  | CLA  | X     | 1701 | X         | -        | -       | -                |

## 2 Entry composition [i](#)

There are 23 unique types of molecules in this entry. The entry contains 48797 atoms, of which 24384 are hydrogens and 0 are deuteriums.

In the tables below, the ZeroOcc column contains the number of atoms modelled with zero occupancy, the AltConf column contains the number of residues with at least one atom in alternate conformation and the Trace column contains the number of residues modelled with at most 2 atoms.

- Molecule 1 is a protein called Photosystem I P700 chlorophyll a apoprotein A1.

| Mol | Chain | Residues | Atoms |      |      |     |     | ZeroOcc | AltConf | Trace |   |
|-----|-------|----------|-------|------|------|-----|-----|---------|---------|-------|---|
|     |       |          | Total | C    | H    | N   | O   |         |         |       | S |
| 1   | A     | 740      | 11422 | 3794 | 5638 | 988 | 976 | 26      | 0       | 0     | 0 |

- Molecule 2 is a protein called Photosystem I P700 chlorophyll a apoprotein A2.

| Mol | Chain | Residues | Atoms |      |      |     |      | ZeroOcc | AltConf | Trace |   |
|-----|-------|----------|-------|------|------|-----|------|---------|---------|-------|---|
|     |       |          | Total | C    | H    | N   | O    |         |         |       | S |
| 2   | B     | 739      | 11507 | 3876 | 5618 | 987 | 1005 | 21      | 0       | 0     | 0 |

- Molecule 3 is a protein called Photosystem I iron-sulfur center.

| Mol | Chain | Residues | Atoms |     |     |     |     | ZeroOcc | AltConf | Trace |   |
|-----|-------|----------|-------|-----|-----|-----|-----|---------|---------|-------|---|
|     |       |          | Total | C   | H   | N   | O   |         |         |       | S |
| 3   | C     | 80       | 1174  | 367 | 576 | 103 | 117 | 11      | 0       | 0     | 0 |

- Molecule 4 is a protein called Photosystem I reaction center subunit II.

| Mol | Chain | Residues | Atoms |     |      |     |     | ZeroOcc | AltConf | Trace |   |
|-----|-------|----------|-------|-----|------|-----|-----|---------|---------|-------|---|
|     |       |          | Total | C   | H    | N   | O   |         |         |       | S |
| 4   | D     | 138      | 2152  | 682 | 1077 | 186 | 204 | 3       | 0       | 0     | 0 |

- Molecule 5 is a protein called Photosystem I reaction center subunit IV.

| Mol | Chain | Residues | Atoms |     |     |    |     | ZeroOcc | AltConf | Trace |   |
|-----|-------|----------|-------|-----|-----|----|-----|---------|---------|-------|---|
|     |       |          | Total | C   | H   | N  | O   |         |         |       | S |
| 5   | E     | 69       | 1067  | 342 | 528 | 93 | 104 |         | 0       | 0     | 0 |

- Molecule 6 is a protein called Photosystem I reaction center subunit III.

| Mol | Chain | Residues | Atoms |     |      |     |     | ZeroOcc | AltConf | Trace |   |
|-----|-------|----------|-------|-----|------|-----|-----|---------|---------|-------|---|
|     |       |          | Total | C   | H    | N   | O   |         |         |       | S |
| 6   | F     | 141      | 2141  | 680 | 1076 | 184 | 197 | 4       | 0       | 0     | 0 |

- Molecule 7 is a protein called Photosystem I reaction center subunit VIII.

| Mol | Chain | Residues | Atoms |     |     |    |    | ZeroOcc | AltConf | Trace |   |
|-----|-------|----------|-------|-----|-----|----|----|---------|---------|-------|---|
|     |       |          | Total | C   | H   | N  | O  |         |         |       | S |
| 7   | I     | 38       | 607   | 208 | 306 | 40 | 48 | 5       | 0       | 0     | 0 |

- Molecule 8 is a protein called Photosystem I reaction center subunit IX.

| Mol | Chain | Residues | Atoms |     |     |    |    | ZeroOcc | AltConf | Trace |   |
|-----|-------|----------|-------|-----|-----|----|----|---------|---------|-------|---|
|     |       |          | Total | C   | H   | N  | O  |         |         |       | S |
| 8   | J     | 41       | 685   | 231 | 347 | 51 | 54 | 2       | 0       | 0     | 0 |

- Molecule 9 is a protein called Photosystem I reaction center subunit PsaK.

| Mol | Chain | Residues | Atoms |     |     |    |    | ZeroOcc | AltConf | Trace |   |
|-----|-------|----------|-------|-----|-----|----|----|---------|---------|-------|---|
|     |       |          | Total | C   | H   | N  | O  |         |         |       | S |
| 9   | K     | 47       | 687   | 217 | 354 | 58 | 57 | 1       | 0       | 0     | 0 |

- Molecule 10 is a protein called Photosystem I reaction center subunit XI.

| Mol | Chain | Residues | Atoms |     |      |     |     | ZeroOcc | AltConf | Trace |   |
|-----|-------|----------|-------|-----|------|-----|-----|---------|---------|-------|---|
|     |       |          | Total | C   | H    | N   | O   |         |         |       | S |
| 10  | L     | 151      | 2244  | 735 | 1125 | 179 | 201 | 4       | 0       | 0     | 0 |

There is a discrepancy between the modelled and reference sequences:

| Chain | Residue | Modelled | Actual | Comment  | Reference  |
|-------|---------|----------|--------|----------|------------|
| L     | 143     | LEU      | SER    | conflict | UNP Q8DGB4 |

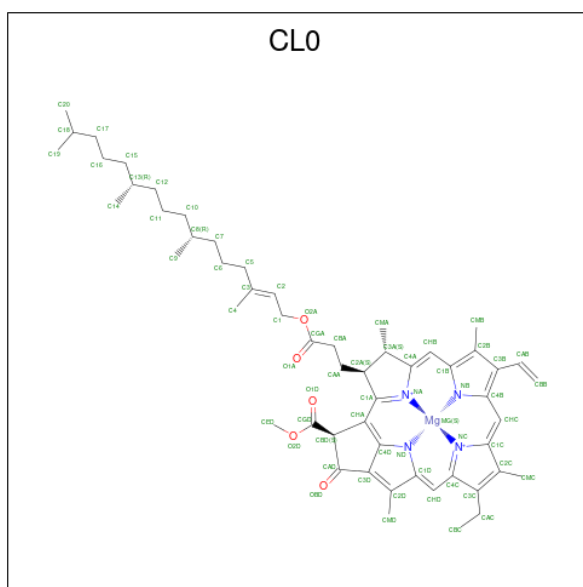
- Molecule 11 is a protein called Photosystem I reaction center subunit XII.

| Mol | Chain | Residues | Atoms |     |     |    |    | ZeroOcc | AltConf | Trace |   |
|-----|-------|----------|-------|-----|-----|----|----|---------|---------|-------|---|
|     |       |          | Total | C   | H   | N  | O  |         |         |       | S |
| 11  | M     | 31       | 505   | 161 | 264 | 36 | 43 | 1       | 0       | 0     | 0 |

- Molecule 12 is a protein called Photosystem I 4.8K protein.

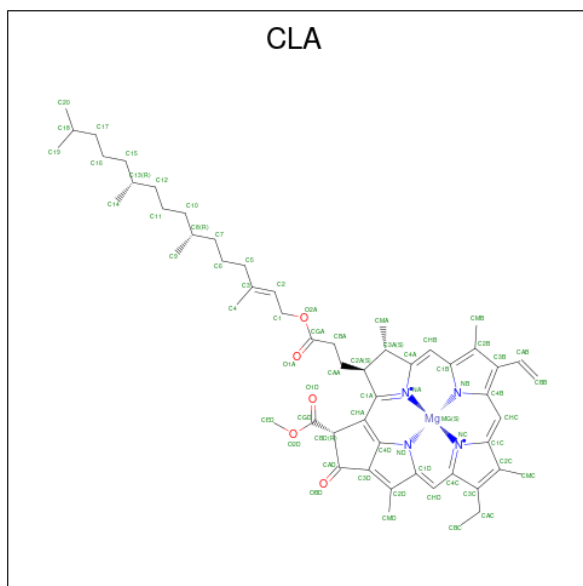
| Mol | Chain | Residues | Atoms |     |     |    | ZeroOcc | AltConf | Trace |   |
|-----|-------|----------|-------|-----|-----|----|---------|---------|-------|---|
|     |       |          | Total | C   | H   | N  |         |         |       | O |
| 12  | X     | 29       | 459   | 172 | 217 | 35 | 35      | 0       | 0     | 0 |

- Molecule 13 is CHLOROPHYLL A ISOMER (CCD ID: CL0) (formula: C<sub>55</sub>H<sub>72</sub>MgN<sub>4</sub>O<sub>5</sub>).



| Mol | Chain | Residues | Atoms |    |    |    |   | ZeroOcc | AltConf |   |
|-----|-------|----------|-------|----|----|----|---|---------|---------|---|
|     |       |          | Total | C  | H  | Mg | N |         |         | O |
| 13  | A     | 1        | 137   | 55 | 72 | 1  | 4 | 5       | 0       | 0 |

- Molecule 14 is CHLOROPHYLL A (CCD ID: CLA) (formula:  $C_{55}H_{72}MgN_4O_5$ ) (labeled as "Ligand of Interest" by depositor).



| Mol | Chain | Residues | Atoms |    |    |    |   | ZeroOcc | AltConf |   |
|-----|-------|----------|-------|----|----|----|---|---------|---------|---|
|     |       |          | Total | C  | H  | Mg | N |         |         | O |
| 14  | A     | 1        | 137   | 55 | 72 | 1  | 4 | 5       | 0       | 0 |
| 14  | A     | 1        | 137   | 55 | 72 | 1  | 4 | 5       | 0       | 0 |

*Continued on next page...*

*Continued from previous page...*

| Mol | Chain | Residues | Atoms |    |    |    |   | ZeroOcc | AltConf |   |
|-----|-------|----------|-------|----|----|----|---|---------|---------|---|
|     |       |          | Total | C  | H  | Mg | N | O       |         |   |
| 14  | A     | 1        | 137   | 55 | 72 | 1  | 4 | 5       | 0       | 0 |
| 14  | A     | 1        | 117   | 49 | 58 | 1  | 4 | 5       | 0       | 0 |
| 14  | A     | 1        | 137   | 55 | 72 | 1  | 4 | 5       | 0       | 0 |
| 14  | A     | 1        | 137   | 55 | 72 | 1  | 4 | 5       | 0       | 0 |
| 14  | A     | 1        | 92    | 41 | 41 | 1  | 4 | 5       | 0       | 0 |
| 14  | A     | 1        | 137   | 55 | 72 | 1  | 4 | 5       | 0       | 0 |
| 14  | A     | 1        | 137   | 55 | 72 | 1  | 4 | 5       | 0       | 0 |
| 14  | A     | 1        | 78    | 35 | 33 | 1  | 4 | 5       | 0       | 0 |
| 14  | A     | 1        | 137   | 55 | 72 | 1  | 4 | 5       | 0       | 0 |
| 14  | A     | 1        | 102   | 44 | 48 | 1  | 4 | 5       | 0       | 0 |
| 14  | A     | 1        | 119   | 50 | 59 | 1  | 4 | 5       | 0       | 0 |
| 14  | A     | 1        | 78    | 35 | 33 | 1  | 4 | 5       | 0       | 0 |
| 14  | A     | 1        | 78    | 35 | 33 | 1  | 4 | 5       | 0       | 0 |
| 14  | A     | 1        | 88    | 39 | 39 | 1  | 4 | 5       | 0       | 0 |
| 14  | A     | 1        | 102   | 44 | 48 | 1  | 4 | 5       | 0       | 0 |
| 14  | A     | 1        | 102   | 44 | 48 | 1  | 4 | 5       | 0       | 0 |
| 14  | A     | 1        | 137   | 55 | 72 | 1  | 4 | 5       | 0       | 0 |
| 14  | A     | 1        | 72    | 35 | 29 | 1  | 4 | 3       | 0       | 0 |
| 14  | A     | 1        | 137   | 55 | 72 | 1  | 4 | 5       | 0       | 0 |
| 14  | A     | 1        | 88    | 39 | 39 | 1  | 4 | 5       | 0       | 0 |
| 14  | A     | 1        | 92    | 41 | 41 | 1  | 4 | 5       | 0       | 0 |

*Continued on next page...*

*Continued from previous page...*

| Mol | Chain | Residues | Atoms |    |    |    |   | ZeroOcc | AltConf |   |
|-----|-------|----------|-------|----|----|----|---|---------|---------|---|
|     |       |          | Total | C  | H  | Mg | N | O       |         |   |
| 14  | A     | 1        | 117   | 49 | 58 | 1  | 4 | 5       | 0       | 0 |
| 14  | A     | 1        | 137   | 55 | 72 | 1  | 4 | 5       | 0       | 0 |
| 14  | A     | 1        | 137   | 55 | 72 | 1  | 4 | 5       | 0       | 0 |
| 14  | A     | 1        | 137   | 55 | 72 | 1  | 4 | 5       | 0       | 0 |
| 14  | A     | 1        | 137   | 55 | 72 | 1  | 4 | 5       | 0       | 0 |
| 14  | A     | 1        | 137   | 55 | 72 | 1  | 4 | 5       | 0       | 0 |
| 14  | A     | 1        | 137   | 55 | 72 | 1  | 4 | 5       | 0       | 0 |
| 14  | A     | 1        | 89    | 40 | 39 | 1  | 4 | 5       | 0       | 0 |
| 14  | A     | 1        | 137   | 55 | 72 | 1  | 4 | 5       | 0       | 0 |
| 14  | A     | 1        | 137   | 55 | 72 | 1  | 4 | 5       | 0       | 0 |
| 14  | A     | 1        | 137   | 55 | 72 | 1  | 4 | 5       | 0       | 0 |
| 14  | A     | 1        | 102   | 44 | 48 | 1  | 4 | 5       | 0       | 0 |
| 14  | A     | 1        | 78    | 35 | 33 | 1  | 4 | 5       | 0       | 0 |
| 14  | A     | 1        | 92    | 41 | 41 | 1  | 4 | 5       | 0       | 0 |
| 14  | A     | 1        | 137   | 55 | 72 | 1  | 4 | 5       | 0       | 0 |
| 14  | A     | 1        | 82    | 37 | 35 | 1  | 4 | 5       | 0       | 0 |
| 14  | A     | 1        | 137   | 55 | 72 | 1  | 4 | 5       | 0       | 0 |
| 14  | A     | 1        | 92    | 41 | 41 | 1  | 4 | 5       | 0       | 0 |
| 14  | A     | 1        | 137   | 55 | 72 | 1  | 4 | 5       | 0       | 0 |
| 14  | A     | 1        | 137   | 55 | 72 | 1  | 4 | 5       | 0       | 0 |
| 14  | A     | 1        | 137   | 55 | 72 | 1  | 4 | 5       | 0       | 0 |
| 14  | A     | 1        | 95    | 42 | 43 | 1  | 4 | 5       | 0       | 0 |

*Continued on next page...*

*Continued from previous page...*

| Mol | Chain | Residues | Atoms |    |    |    |   | ZeroOcc | AltConf |   |
|-----|-------|----------|-------|----|----|----|---|---------|---------|---|
| 14  | A     | 1        | Total | C  | H  | Mg | N | O       | 0       | 0 |
|     |       |          | 137   | 55 | 72 | 1  | 4 | 5       |         |   |
| 14  | B     | 1        | Total | C  | H  | Mg | N | O       | 0       | 0 |
|     |       |          | 137   | 55 | 72 | 1  | 4 | 5       |         |   |
| 14  | B     | 1        | Total | C  | H  | Mg | N | O       | 0       | 0 |
|     |       |          | 137   | 55 | 72 | 1  | 4 | 5       |         |   |
| 14  | B     | 1        | Total | C  | H  | Mg | N | O       | 0       | 0 |
|     |       |          | 102   | 44 | 48 | 1  | 4 | 5       |         |   |
| 14  | B     | 1        | Total | C  | H  | Mg | N | O       | 0       | 0 |
|     |       |          | 137   | 55 | 72 | 1  | 4 | 5       |         |   |
| 14  | B     | 1        | Total | C  | H  | Mg | N | O       | 0       | 0 |
|     |       |          | 137   | 55 | 72 | 1  | 4 | 5       |         |   |
| 14  | B     | 1        | Total | C  | H  | Mg | N | O       | 0       | 0 |
|     |       |          | 137   | 55 | 72 | 1  | 4 | 5       |         |   |
| 14  | B     | 1        | Total | C  | H  | Mg | N | O       | 0       | 0 |
|     |       |          | 137   | 55 | 72 | 1  | 4 | 5       |         |   |
| 14  | B     | 1        | Total | C  | H  | Mg | N | O       | 0       | 0 |
|     |       |          | 137   | 55 | 72 | 1  | 4 | 5       |         |   |
| 14  | B     | 1        | Total | C  | H  | Mg | N | O       | 0       | 0 |
|     |       |          | 78    | 35 | 33 | 1  | 4 | 5       |         |   |
| 14  | B     | 1        | Total | C  | H  | Mg | N | O       | 0       | 0 |
|     |       |          | 78    | 35 | 33 | 1  | 4 | 5       |         |   |
| 14  | B     | 1        | Total | C  | H  | Mg | N | O       | 0       | 0 |
|     |       |          | 137   | 55 | 72 | 1  | 4 | 5       |         |   |
| 14  | B     | 1        | Total | C  | H  | Mg | N | O       | 0       | 0 |
|     |       |          | 137   | 55 | 72 | 1  | 4 | 5       |         |   |
| 14  | B     | 1        | Total | C  | H  | Mg | N | O       | 0       | 0 |
|     |       |          | 78    | 35 | 33 | 1  | 4 | 5       |         |   |
| 14  | B     | 1        | Total | C  | H  | Mg | N | O       | 0       | 0 |
|     |       |          | 104   | 45 | 49 | 1  | 4 | 5       |         |   |
| 14  | B     | 1        | Total | C  | H  | Mg | N | O       | 0       | 0 |
|     |       |          | 117   | 49 | 58 | 1  | 4 | 5       |         |   |
| 14  | B     | 1        | Total | C  | H  | Mg | N | O       | 0       | 0 |
|     |       |          | 119   | 50 | 59 | 1  | 4 | 5       |         |   |
| 14  | B     | 1        | Total | C  | H  | Mg | N | O       | 0       | 0 |
|     |       |          | 137   | 55 | 72 | 1  | 4 | 5       |         |   |
| 14  | B     | 1        | Total | C  | H  | Mg | N | O       | 0       | 0 |
|     |       |          | 82    | 37 | 35 | 1  | 4 | 5       |         |   |
| 14  | B     | 1        | Total | C  | H  | Mg | N | O       | 0       | 0 |
|     |       |          | 78    | 35 | 33 | 1  | 4 | 5       |         |   |

*Continued on next page...*

*Continued from previous page...*

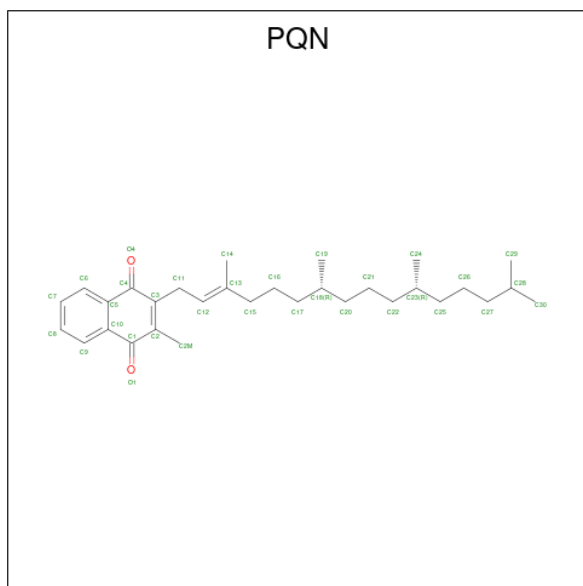
| Mol | Chain | Residues | Atoms |    |    |    |   | ZeroOcc | AltConf |   |
|-----|-------|----------|-------|----|----|----|---|---------|---------|---|
|     |       |          | Total | C  | H  | Mg | N | O       |         |   |
| 14  | B     | 1        | 104   | 45 | 49 | 1  | 4 | 5       | 0       | 0 |
| 14  | B     | 1        | 78    | 35 | 33 | 1  | 4 | 5       | 0       | 0 |
| 14  | B     | 1        | 102   | 44 | 48 | 1  | 4 | 5       | 0       | 0 |
| 14  | B     | 1        | 79    | 36 | 33 | 1  | 4 | 5       | 0       | 0 |
| 14  | B     | 1        | 137   | 55 | 72 | 1  | 4 | 5       | 0       | 0 |
| 14  | B     | 1        | 137   | 55 | 72 | 1  | 4 | 5       | 0       | 0 |
| 14  | B     | 1        | 137   | 55 | 72 | 1  | 4 | 5       | 0       | 0 |
| 14  | B     | 1        | 137   | 55 | 72 | 1  | 4 | 5       | 0       | 0 |
| 14  | B     | 1        | 78    | 35 | 33 | 1  | 4 | 5       | 0       | 0 |
| 14  | B     | 1        | 88    | 39 | 39 | 1  | 4 | 5       | 0       | 0 |
| 14  | B     | 1        | 137   | 55 | 72 | 1  | 4 | 5       | 0       | 0 |
| 14  | B     | 1        | 113   | 48 | 55 | 1  | 4 | 5       | 0       | 0 |
| 14  | B     | 1        | 78    | 35 | 33 | 1  | 4 | 5       | 0       | 0 |
| 14  | B     | 1        | 78    | 35 | 33 | 1  | 4 | 5       | 0       | 0 |
| 14  | B     | 1        | 78    | 35 | 33 | 1  | 4 | 5       | 0       | 0 |
| 14  | B     | 1        | 119   | 50 | 59 | 1  | 4 | 5       | 0       | 0 |
| 14  | B     | 1        | 137   | 55 | 72 | 1  | 4 | 5       | 0       | 0 |
| 14  | B     | 1        | 82    | 37 | 35 | 1  | 4 | 5       | 0       | 0 |
| 14  | B     | 1        | 137   | 55 | 72 | 1  | 4 | 5       | 0       | 0 |
| 14  | B     | 1        | 137   | 55 | 72 | 1  | 4 | 5       | 0       | 0 |
| 14  | F     | 1        | 78    | 35 | 33 | 1  | 4 | 5       | 0       | 0 |

*Continued on next page...*

Continued from previous page...

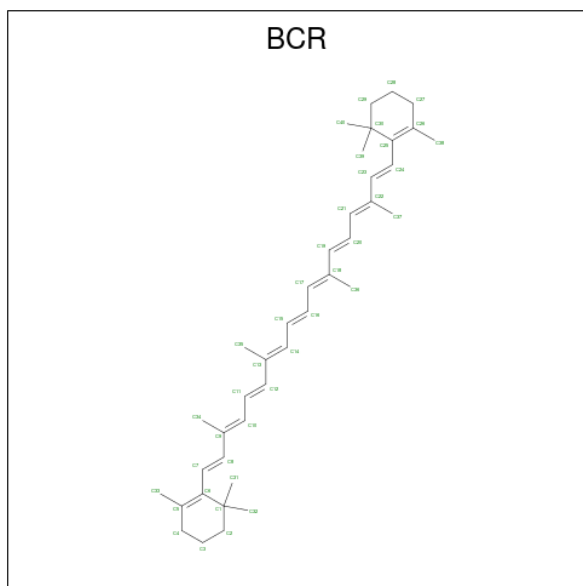
| Mol | Chain | Residues | Atoms |    |    |    |   | ZeroOcc | AltConf |   |
|-----|-------|----------|-------|----|----|----|---|---------|---------|---|
| 14  | J     | 1        | Total | C  | H  | Mg | N | O       | 0       | 0 |
|     |       |          | 78    | 35 | 33 | 1  | 4 | 5       |         |   |
| 14  | J     | 1        | Total | C  | H  | Mg | N | O       | 0       | 0 |
|     |       |          | 62    | 31 | 25 | 1  | 4 | 1       |         |   |
| 14  | K     | 1        | Total | C  | H  | Mg | N | O       | 0       | 0 |
|     |       |          | 70    | 33 | 29 | 1  | 4 | 3       |         |   |
| 14  | K     | 1        | Total | C  | H  | Mg | N | O       | 0       | 0 |
|     |       |          | 78    | 35 | 33 | 1  | 4 | 5       |         |   |
| 14  | L     | 1        | Total | C  | H  | Mg | N | O       | 0       | 0 |
|     |       |          | 137   | 55 | 72 | 1  | 4 | 5       |         |   |
| 14  | L     | 1        | Total | C  | H  | Mg | N | O       | 0       | 0 |
|     |       |          | 137   | 55 | 72 | 1  | 4 | 5       |         |   |
| 14  | L     | 1        | Total | C  | H  | Mg | N | O       | 0       | 0 |
|     |       |          | 137   | 55 | 72 | 1  | 4 | 5       |         |   |
| 14  | M     | 1        | Total | C  | H  | Mg | N | O       | 0       | 0 |
|     |       |          | 78    | 35 | 33 | 1  | 4 | 5       |         |   |
| 14  | X     | 1        | Total | C  | H  | Mg | N | O       | 0       | 0 |
|     |       |          | 78    | 35 | 33 | 1  | 4 | 5       |         |   |

- Molecule 15 is PHYLLOQUINONE (CCD ID: PQN) (formula: C<sub>31</sub>H<sub>46</sub>O<sub>2</sub>).



| Mol | Chain | Residues | Atoms |    |    |   | ZeroOcc | AltConf |
|-----|-------|----------|-------|----|----|---|---------|---------|
| 15  | A     | 1        | Total | C  | H  | O | 0       | 0       |
|     |       |          | 79    | 31 | 46 | 2 |         |         |
| 15  | B     | 1        | Total | C  | H  | O | 0       | 0       |
|     |       |          | 79    | 31 | 46 | 2 |         |         |

- Molecule 16 is BETA-CAROTENE (CCD ID: BCR) (formula:  $C_{40}H_{56}$ ).



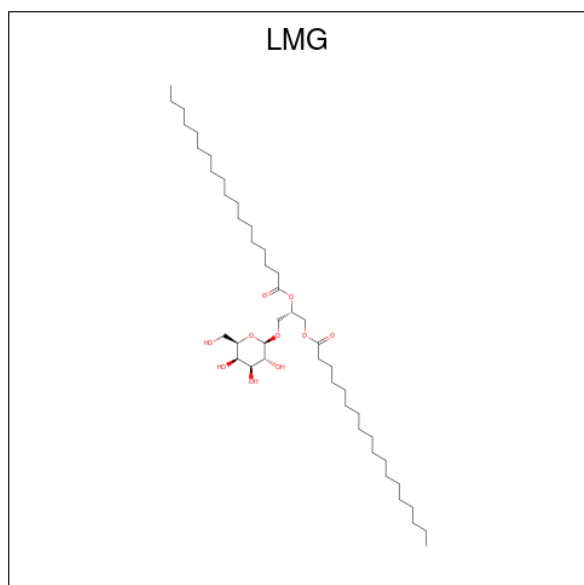
| Mol | Chain | Residues | Atoms |    |    | ZeroOcc | AltConf |
|-----|-------|----------|-------|----|----|---------|---------|
| 16  | A     | 1        | Total | C  | H  | 0       | 0       |
|     |       |          | 96    | 40 | 56 |         |         |
| 16  | A     | 1        | Total | C  | H  | 0       | 0       |
|     |       |          | 96    | 40 | 56 |         |         |
| 16  | A     | 1        | Total | C  | H  | 0       | 0       |
|     |       |          | 96    | 40 | 56 |         |         |
| 16  | A     | 1        | Total | C  | H  | 0       | 0       |
|     |       |          | 96    | 40 | 56 |         |         |
| 16  | A     | 1        | Total | C  | H  | 0       | 0       |
|     |       |          | 96    | 40 | 56 |         |         |
| 16  | B     | 1        | Total | C  | H  | 0       | 0       |
|     |       |          | 96    | 40 | 56 |         |         |
| 16  | B     | 1        | Total | C  | H  | 0       | 0       |
|     |       |          | 96    | 40 | 56 |         |         |
| 16  | B     | 1        | Total | C  | H  | 0       | 0       |
|     |       |          | 96    | 40 | 56 |         |         |
| 16  | B     | 1        | Total | C  | H  | 0       | 0       |
|     |       |          | 96    | 40 | 56 |         |         |
| 16  | B     | 1        | Total | C  | H  | 0       | 0       |
|     |       |          | 96    | 40 | 56 |         |         |
| 16  | F     | 1        | Total | C  | H  | 0       | 0       |
|     |       |          | 96    | 40 | 56 |         |         |
| 16  | F     | 1        | Total | C  | H  | 0       | 0       |
|     |       |          | 96    | 40 | 56 |         |         |

*Continued on next page...*

Continued from previous page...

| Mol | Chain | Residues | Atoms |    |    | ZeroOcc | AltConf |
|-----|-------|----------|-------|----|----|---------|---------|
|     |       |          | Total | C  | H  |         |         |
| 16  | I     | 1        | 96    | 40 | 56 | 0       | 0       |
| 16  | J     | 1        | 96    | 40 | 56 | 0       | 0       |
| 16  | J     | 1        | 96    | 40 | 56 | 0       | 0       |
| 16  | J     | 1        | 96    | 40 | 56 | 0       | 0       |
| 16  | K     | 1        | 96    | 40 | 56 | 0       | 0       |
| 16  | L     | 1        | 96    | 40 | 56 | 0       | 0       |
| 16  | L     | 1        | 96    | 40 | 56 | 0       | 0       |
| 16  | L     | 1        | 96    | 40 | 56 | 0       | 0       |
| 16  | M     | 1        | 96    | 40 | 56 | 0       | 0       |

- Molecule 17 is 1,2-DISTEAROYL-MONOGALACTOSYL-DIGLYCERIDE (CCD ID: LMG) (formula:  $C_{45}H_{86}O_{10}$ ).



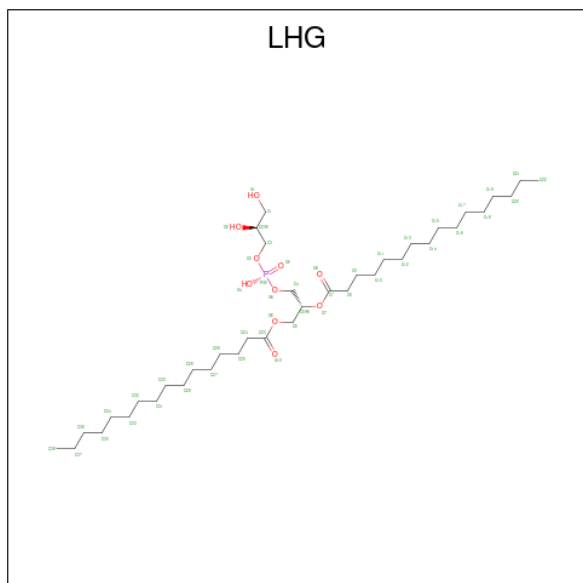
| Mol | Chain | Residues | Atoms |    |    |    | ZeroOcc | AltConf |
|-----|-------|----------|-------|----|----|----|---------|---------|
|     |       |          | Total | C  | H  | O  |         |         |
| 17  | A     | 1        | 118   | 38 | 70 | 10 | 0       | 0       |
| 17  | A     | 1        | 67    | 22 | 37 | 8  | 0       | 0       |

Continued on next page...

Continued from previous page...

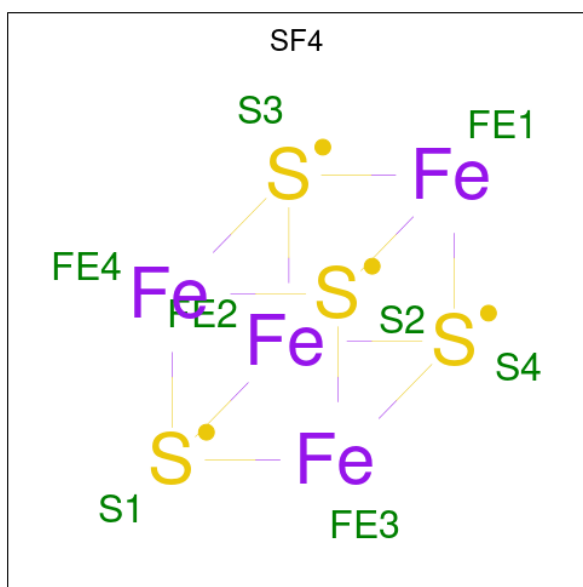
| Mol | Chain | Residues | Atoms |    |    |    | ZeroOcc | AltConf |
|-----|-------|----------|-------|----|----|----|---------|---------|
| 17  | B     | 1        | Total | C  | H  | O  | 0       | 0       |
|     |       |          | 141   | 45 | 86 | 10 |         |         |
| 17  | I     | 1        | Total | C  | H  | O  | 0       | 0       |
|     |       |          | 91    | 30 | 51 | 10 |         |         |

- Molecule 18 is 1,2-DIPALMITOYL-PHOSPHATIDYL-GLYCEROLE (CCD ID: LHG) (formula:  $C_{38}H_{75}O_{10}P$ ).



| Mol | Chain | Residues | Atoms |    |    |    |   | ZeroOcc | AltConf |
|-----|-------|----------|-------|----|----|----|---|---------|---------|
| 18  | A     | 1        | Total | C  | H  | O  | P | 0       | 0       |
|     |       |          | 123   | 38 | 74 | 10 | 1 |         |         |
| 18  | A     | 1        | Total | C  | H  | O  | P | 0       | 0       |
|     |       |          | 53    | 16 | 26 | 10 | 1 |         |         |
| 18  | B     | 1        | Total | C  | H  | O  | P | 0       | 0       |
|     |       |          | 43    | 12 | 20 | 10 | 1 |         |         |
| 18  | M     | 1        | Total | C  | H  | O  | P | 0       | 0       |
|     |       |          | 123   | 38 | 74 | 10 | 1 |         |         |

- Molecule 19 is IRON/SULFUR CLUSTER (CCD ID: SF4) (formula:  $Fe_4S_4$ ).

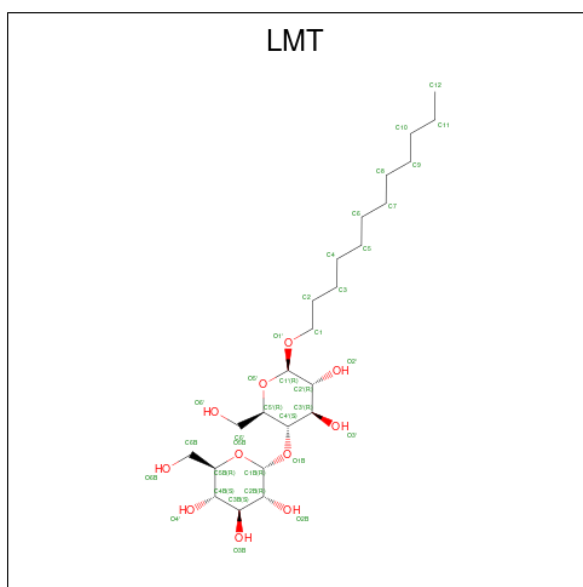


| Mol | Chain | Residues | Atoms               | ZeroOcc | AltConf |
|-----|-------|----------|---------------------|---------|---------|
| 19  | B     | 1        | Total Fe S<br>8 4 4 | 0       | 0       |
| 19  | C     | 1        | Total Fe S<br>8 4 4 | 0       | 0       |
| 19  | C     | 1        | Total Fe S<br>8 4 4 | 0       | 0       |

- Molecule 20 is CALCIUM ION (CCD ID: CA) (formula: Ca).

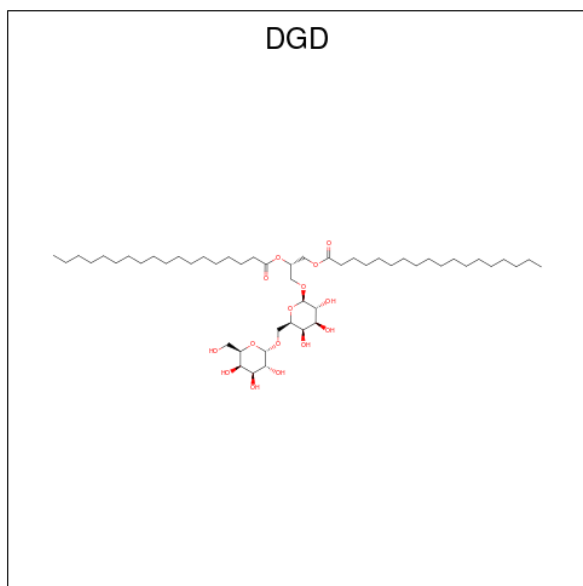
| Mol | Chain | Residues | Atoms           | ZeroOcc | AltConf |
|-----|-------|----------|-----------------|---------|---------|
| 20  | B     | 1        | Total Ca<br>1 1 | 0       | 0       |
| 20  | L     | 1        | Total Ca<br>1 1 | 0       | 0       |

- Molecule 21 is DODECYL-BETA-D-MALTOSE (CCD ID: LMT) (formula: C<sub>24</sub>H<sub>46</sub>O<sub>11</sub>).



| Mol | Chain | Residues | Atoms |    |    |    | ZeroOcc | AltConf |
|-----|-------|----------|-------|----|----|----|---------|---------|
|     |       |          | Total | C  | H  | O  |         |         |
| 21  | L     | 1        | 81    | 24 | 46 | 11 | 0       | 0       |

- Molecule 22 is DIGALACTOSYL DIACYL GLYCEROL (DGDG) (CCD ID: DGD) (formula:  $C_{51}H_{96}O_{15}$ ).



| Mol | Chain | Residues | Atoms |    |    |    | ZeroOcc | AltConf |
|-----|-------|----------|-------|----|----|----|---------|---------|
|     |       |          | Total | C  | H  | O  |         |         |
| 22  | L     | 1        | 162   | 51 | 96 | 15 | 0       | 0       |


- Molecule 23 is water.

| Mol | Chain | Residues | Atoms          | ZeroOcc | AltConf |
|-----|-------|----------|----------------|---------|---------|
| 23  | A     | 8        | Total O<br>8 8 | 0       | 0       |
| 23  | B     | 8        | Total O<br>8 8 | 0       | 0       |
| 23  | J     | 1        | Total O<br>1 1 | 0       | 0       |
| 23  | L     | 2        | Total O<br>2 2 | 0       | 0       |
| 23  | M     | 1        | Total O<br>1 1 | 0       | 0       |

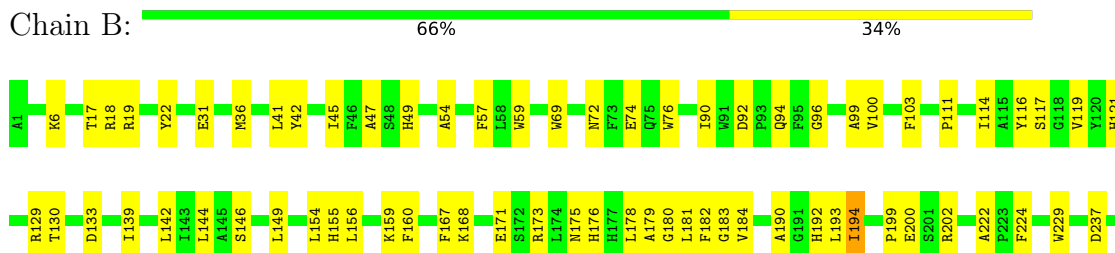
### 3 Residue-property plots [i](#)

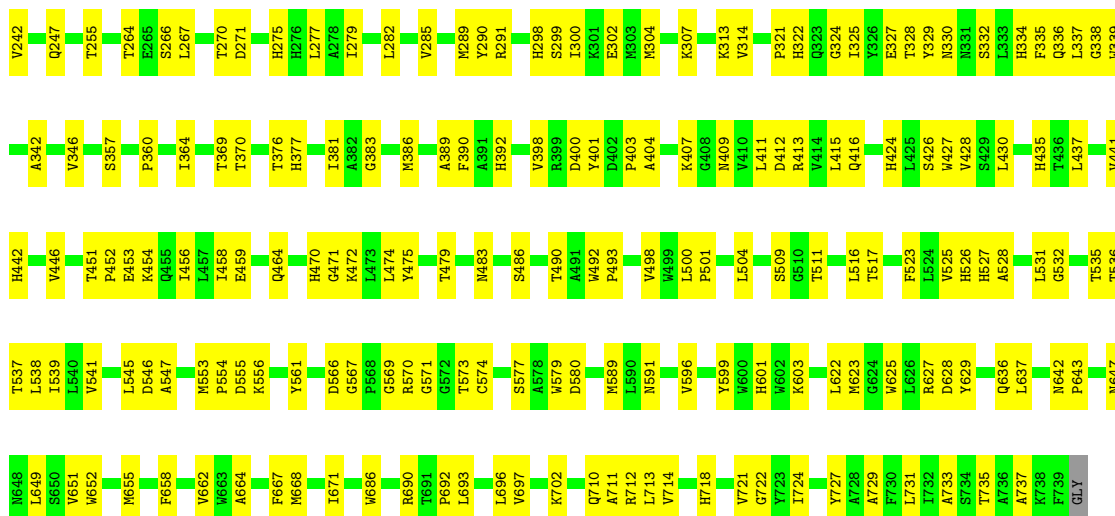
These plots are drawn for all protein, RNA, DNA and oligosaccharide chains in the entry. The first graphic for a chain summarises the proportions of the various outlier classes displayed in the second graphic. The second graphic shows the sequence view annotated by issues in geometry and electron density. Residues are color-coded according to the number of geometric quality criteria for which they contain at least one outlier: green = 0, yellow = 1, orange = 2 and red = 3 or more. A red dot above a residue indicates a poor fit to the electron density ( $RSRZ > 2$ ). Stretches of 2 or more consecutive residues without any outlier are shown as a green connector. Residues present in the sample, but not in the model, are shown in grey.

- Molecule 1: Photosystem I P700 chlorophyll a apoprotein A1



- Molecule 2: Photosystem I P700 chlorophyll a apoprotein A2





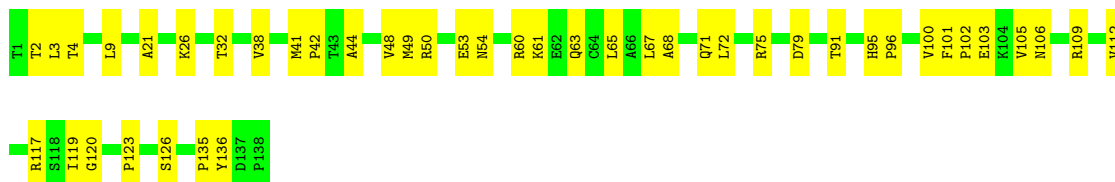
- Molecule 3: Photosystem I iron-sulfur center

Chain C: 68% 31%



- Molecule 4: Photosystem I reaction center subunit II

Chain D: 68% 32%



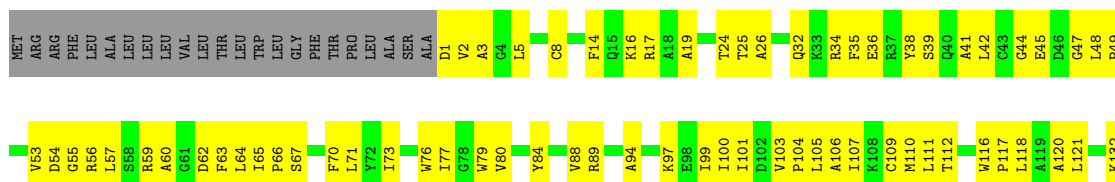
- Molecule 5: Photosystem I reaction center subunit IV

Chain E: 67% 24% 8%



- Molecule 6: Photosystem I reaction center subunit III

Chain F: 41% 45% 14%





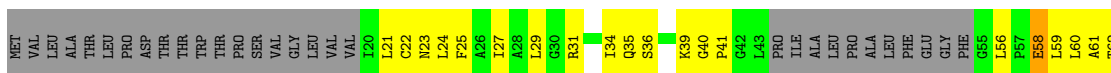
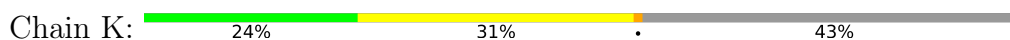
- Molecule 7: Photosystem I reaction center subunit VIII



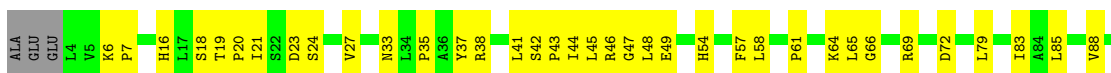
- Molecule 8: Photosystem I reaction center subunit IX



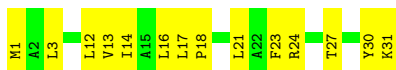
- Molecule 9: Photosystem I reaction center subunit PsaK



- Molecule 10: Photosystem I reaction center subunit XI

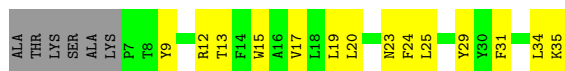


- Molecule 11: Photosystem I reaction center subunit XII



- Molecule 12: Photosystem I 4.8K protein





## 4 Data and refinement statistics i

| Property  | Value   | Source           |
|---|---|------------------|
| Space group   | P 63  | Depositor        |
| Cell constants<br>a, b, c, $\alpha$ , $\beta$ , $\gamma$                | 284.27Å 284.27Å 165.75Å<br>90.00° 90.00° 120.00°            | Depositor        |
| Resolution (Å)  | 25.23 – 3.00<br>25.23 – 3.00                                | Depositor<br>EDS |
| % Data completeness<br>(in resolution range)                            | 97.1 (25.23-3.00)<br>83.1 (25.23-3.00)                      | Depositor<br>EDS |
| $R_{merge}$   | (Not available)   | Depositor        |
| $R_{sym}$   | (Not available)   | Depositor        |
| $\langle I/\sigma(I) \rangle$ <sup>1</sup>                              | 0.23 (at 2.99Å)   | Xtrriage         |
| Refinement program  | PHENIX 1.19.1_4122  | Depositor        |
| R, $R_{free}$   | 0.268 , 0.278<br>0.270 , 0.280                              | Depositor<br>DCC |
| $R_{free}$ test set   | 1997 reflections (1.31%)                                    | wwPDB-VP         |
| Wilson B-factor (Å <sup>2</sup> )                                       | 60.8  | Xtrriage         |
| Anisotropy  | 0.304   | Xtrriage         |
| Bulk solvent $k_{sol}$ (e/Å <sup>3</sup> ), $B_{sol}$ (Å <sup>2</sup> ) | 0.24 , 60.3   | EDS              |
| L-test for twinning <sup>2</sup>  | $\langle  L  \rangle = 0.46$ , $\langle L^2 \rangle = 0.29$ | Xtrriage         |
| Estimated twinning fraction   | 0.045 for h,-h-k,-l   | Xtrriage         |
| $F_o, F_c$ correlation  | 0.91  | EDS              |
| Total number of atoms   | 48797   | wwPDB-VP         |
| Average B, all atoms (Å <sup>2</sup> )                                  | 77.0  | wwPDB-VP         |

Xtrriage's analysis on translational NCS is as follows: *The largest off-origin peak in the Patterson function is 6.55% of the height of the origin peak. No significant pseudotranslation is detected.*

<sup>1</sup>Intensities estimated from amplitudes.

<sup>2</sup>Theoretical values of  $\langle |L| \rangle$ ,  $\langle L^2 \rangle$  for acentric reflections are 0.5, 0.333 respectively for untwinned datasets, and 0.375, 0.2 for perfectly twinned datasets.

## 5 Model quality [i](#)

### 5.1 Standard geometry [i](#)

Bond lengths and bond angles in the following residue types are not validated in this section: LHG, CLO, LMG, DGD, SF4, PQN, LMT, BCR, CLA, CA

The Z score for a bond length (or angle) is the number of standard deviations the observed value is removed from the expected value. A bond length (or angle) with  $|Z| > 5$  is considered an outlier worth inspection. RMSZ is the root-mean-square of all Z scores of the bond lengths (or angles).

| Mol | Chain | Bond lengths |         | Bond angles |                |
|-----|-------|--------------|---------|-------------|----------------|
|     |       | RMSZ         | # Z  >5 | RMSZ        | # Z  >5        |
| 1   | A     | 0.27         | 0/5983  | 0.54        | 1/8158 (0.0%)  |
| 2   | B     | 0.26         | 0/6107  | 0.51        | 0/8345         |
| 3   | C     | 0.29         | 0/608   | 0.54        | 0/824          |
| 4   | D     | 0.21         | 0/1101  | 0.50        | 0/1492         |
| 5   | E     | 0.26         | 0/551   | 0.54        | 0/750          |
| 6   | F     | 0.28         | 0/1087  | 0.54        | 0/1476         |
| 7   | I     | 0.27         | 0/312   | 0.65        | 0/425          |
| 8   | J     | 0.30         | 0/350   | 0.60        | 0/477          |
| 9   | K     | 0.28         | 0/337   | 0.67        | 0/454          |
| 10  | L     | 0.26         | 0/1148  | 0.55        | 0/1558         |
| 11  | M     | 0.33         | 0/244   | 0.60        | 0/332          |
| 12  | X     | 0.30         | 0/251   | 0.49        | 0/342          |
| All | All   | 0.27         | 0/18079 | 0.54        | 1/24633 (0.0%) |

Chiral center outliers are detected by calculating the chiral volume of a chiral center and verifying if the center is modelled as a planar moiety or with the opposite hand. A planarity outlier is detected by checking planarity of atoms in a peptide group, atoms in a mainchain group or atoms of a sidechain that are expected to be planar.

| Mol | Chain | #Chirality outliers | #Planarity outliers |
|-----|-------|---------------------|---------------------|
| 1   | A     | 0                   | 2                   |
| 3   | C     | 0                   | 1                   |
| 9   | K     | 0                   | 1                   |
| All | All   | 0                   | 4                   |

There are no bond length outliers.

All (1) bond angle outliers are listed below:

| Mol | Chain | Res | Type | Atoms | Z    | Observed(°) | Ideal(°) |
|-----|-------|-----|------|-------|------|-------------|----------|
| 1   | A     | 253 | TYR  | O-C-N | 5.61 | 124.11      | 121.53   |

There are no chirality outliers.

All (4) planarity outliers are listed below:

| Mol | Chain | Res | Type | Group   |
|-----|-------|-----|------|---------|
| 1   | A     | 521 | GLY  | Peptide |
| 1   | A     | 617 | MET  | Peptide |
| 3   | C     | 60  | ASP  | Peptide |
| 9   | K     | 58  | GLU  | Peptide |

## 5.2 Too-close contacts

In the following table, the Non-H and H(model) columns list the number of non-hydrogen atoms and hydrogen atoms in the chain respectively. The H(added) column lists the number of hydrogen atoms added and optimized by MolProbity. The Clashes column lists the number of clashes within the asymmetric unit, whereas Symm-Clashes lists symmetry-related clashes.

| Mol | Chain | Non-H | H(model) | H(added) | Clashes | Symm-Clashes |
|-----|-------|-------|----------|----------|---------|--------------|
| 1   | A     | 5784  | 5638     | 5639     | 295     | 0            |
| 2   | B     | 5889  | 5618     | 5649     | 227     | 0            |
| 3   | C     | 598   | 576      | 580      | 28      | 0            |
| 4   | D     | 1075  | 1077     | 1077     | 34      | 0            |
| 5   | E     | 539   | 528      | 528      | 14      | 0            |
| 6   | F     | 1065  | 1076     | 1077     | 75      | 0            |
| 7   | I     | 301   | 306      | 306      | 18      | 0            |
| 8   | J     | 338   | 347      | 347      | 28      | 0            |
| 9   | K     | 333   | 354      | 354      | 44      | 0            |
| 10  | L     | 1119  | 1125     | 1125     | 36      | 0            |
| 11  | M     | 241   | 264      | 264      | 16      | 0            |
| 12  | X     | 242   | 217      | 249      | 16      | 0            |
| 13  | A     | 65    | 72       | 72       | 1       | 0            |
| 14  | A     | 2628  | 2615     | 2615     | 112     | 0            |
| 14  | B     | 2284  | 2232     | 2232     | 82      | 0            |
| 14  | F     | 45    | 33       | 33       | 9       | 0            |
| 14  | J     | 82    | 58       | 58       | 3       | 0            |
| 14  | K     | 86    | 62       | 62       | 6       | 0            |
| 14  | L     | 195   | 216      | 216      | 5       | 0            |
| 14  | M     | 45    | 33       | 33       | 4       | 0            |
| 14  | X     | 45    | 33       | 33       | 3       | 0            |
| 15  | A     | 33    | 46       | 46       | 9       | 0            |
| 15  | B     | 33    | 46       | 46       | 2       | 0            |
| 16  | A     | 200   | 280      | 280      | 20      | 0            |
| 16  | B     | 240   | 336      | 336      | 20      | 0            |
| 16  | F     | 80    | 112      | 112      | 8       | 0            |

*Continued on next page...*

Continued from previous page...

| Mol | Chain | Non-H | H(model) | H(added) | Clashes | Symm-Clashes |
|-----|-------|-------|----------|----------|---------|--------------|
| 16  | I     | 40    | 56       | 56       | 4       | 0            |
| 16  | J     | 120   | 168      | 168      | 19      | 0            |
| 16  | K     | 40    | 56       | 56       | 5       | 0            |
| 16  | L     | 120   | 168      | 168      | 7       | 0            |
| 16  | M     | 40    | 56       | 56       | 2       | 0            |
| 17  | A     | 78    | 107      | 105      | 1       | 0            |
| 17  | B     | 55    | 86       | 86       | 0       | 0            |
| 17  | I     | 40    | 51       | 50       | 3       | 0            |
| 18  | A     | 76    | 100      | 98       | 4       | 0            |
| 18  | B     | 23    | 20       | 16       | 2       | 0            |
| 18  | M     | 49    | 74       | 74       | 3       | 0            |
| 19  | B     | 8     | 0        | 0        | 0       | 0            |
| 19  | C     | 16    | 0        | 0        | 1       | 0            |
| 20  | B     | 1     | 0        | 0        | 0       | 0            |
| 20  | L     | 1     | 0        | 0        | 0       | 0            |
| 21  | L     | 35    | 46       | 45       | 0       | 0            |
| 22  | L     | 66    | 96       | 96       | 2       | 0            |
| 23  | A     | 8     | 0        | 0        | 4       | 0            |
| 23  | B     | 8     | 0        | 0        | 0       | 0            |
| 23  | J     | 1     | 0        | 0        | 0       | 0            |
| 23  | L     | 2     | 0        | 0        | 0       | 0            |
| 23  | M     | 1     | 0        | 0        | 0       | 0            |
| All | All   | 24413 | 24384    | 24443    | 891     | 0            |

The all-atom clashscore is defined as the number of clashes found per 1000 atoms (including hydrogen atoms). The all-atom clashscore for this structure is 18.

The worst 5 of 891 close contacts within the same asymmetric unit are listed below, sorted by their clash magnitude.

| Atom-1           | Atom-2           | Interatomic distance (Å) | Clash overlap (Å) |
|------------------|------------------|--------------------------|-------------------|
| 9:K:60:LEU:O     | 9:K:63:THR:N     | 1.88                     | 1.04              |
| 1:A:454:HIS:O    | 1:A:458:LEU:HD13 | 1.61                     | 0.98              |
| 1:A:661:VAL:HG22 | 1:A:749:ALA:HB3  | 1.47                     | 0.97              |
| 1:A:661:VAL:HG21 | 1:A:746:PHE:HA   | 1.46                     | 0.97              |
| 4:D:3:LEU:HD21   | 4:D:91:THR:HG21  | 1.52                     | 0.91              |

There are no symmetry-related clashes.

## 5.3 Torsion angles [i](#)

### 5.3.1 Protein backbone [i](#)

In the following table, the Percentiles column shows the percent Ramachandran outliers of the chain as a percentile score with respect to all X-ray entries followed by that with respect to entries of similar resolution.

The Analysed column shows the number of residues for which the backbone conformation was analysed, and the total number of residues.

| Mol | Chain | Analysed        | Favoured   | Allowed  | Outliers | Percentiles |     |
|-----|-------|-----------------|------------|----------|----------|-------------|-----|
| 1   | A     | 736/755 (98%)   | 671 (91%)  | 65 (9%)  | 0        | 100         | 100 |
| 2   | B     | 737/740 (100%)  | 680 (92%)  | 56 (8%)  | 1 (0%)   | 48          | 80  |
| 3   | C     | 78/80 (98%)     | 71 (91%)   | 7 (9%)   | 0        | 100         | 100 |
| 4   | D     | 136/138 (99%)   | 122 (90%)  | 14 (10%) | 0        | 100         | 100 |
| 5   | E     | 67/75 (89%)     | 56 (84%)   | 10 (15%) | 1 (2%)   | 8           | 35  |
| 6   | F     | 139/164 (85%)   | 121 (87%)  | 18 (13%) | 0        | 100         | 100 |
| 7   | I     | 36/38 (95%)     | 30 (83%)   | 6 (17%)  | 0        | 100         | 100 |
| 8   | J     | 39/41 (95%)     | 35 (90%)   | 4 (10%)  | 0        | 100         | 100 |
| 9   | K     | 43/83 (52%)     | 35 (81%)   | 8 (19%)  | 0        | 100         | 100 |
| 10  | L     | 149/154 (97%)   | 136 (91%)  | 13 (9%)  | 0        | 100         | 100 |
| 11  | M     | 29/31 (94%)     | 28 (97%)   | 1 (3%)   | 0        | 100         | 100 |
| 12  | X     | 27/35 (77%)     | 24 (89%)   | 3 (11%)  | 0        | 100         | 100 |
| All | All   | 2216/2334 (95%) | 2009 (91%) | 205 (9%) | 2 (0%)   | 48          | 80  |

All (2) Ramachandran outliers are listed below:

| Mol | Chain | Res | Type |
|-----|-------|-----|------|
| 5   | E     | 25  | SER  |
| 2   | B     | 194 | ILE  |

### 5.3.2 Protein sidechains [i](#)

In the following table, the Percentiles column shows the percent sidechain outliers of the chain as a percentile score with respect to all X-ray entries followed by that with respect to entries of similar resolution.

The Analysed column shows the number of residues for which the sidechain conformation was analysed, and the total number of residues.

| Mol | Chain | Analysed        | Rotameric   | Outliers | Percentiles |     |
|-----|-------|-----------------|-------------|----------|-------------|-----|
| 1   | A     | 589/603 (98%)   | 587 (100%)  | 2 (0%)   | 86          | 91  |
| 2   | B     | 597/597 (100%)  | 595 (100%)  | 2 (0%)   | 86          | 91  |
| 3   | C     | 67/67 (100%)    | 66 (98%)    | 1 (2%)   | 57          | 80  |
| 4   | D     | 115/115 (100%)  | 115 (100%)  | 0        | 100         | 100 |
| 5   | E     | 59/64 (92%)     | 59 (100%)   | 0        | 100         | 100 |
| 6   | F     | 109/128 (85%)   | 109 (100%)  | 0        | 100         | 100 |
| 7   | I     | 32/32 (100%)    | 32 (100%)   | 0        | 100         | 100 |
| 8   | J     | 36/36 (100%)    | 36 (100%)   | 0        | 100         | 100 |
| 9   | K     | 33/61 (54%)     | 33 (100%)   | 0        | 100         | 100 |
| 10  | L     | 117/119 (98%)   | 117 (100%)  | 0        | 100         | 100 |
| 11  | M     | 26/26 (100%)    | 26 (100%)   | 0        | 100         | 100 |
| 12  | X     | 23/27 (85%)     | 23 (100%)   | 0        | 100         | 100 |
| All | All   | 1803/1875 (96%) | 1798 (100%) | 5 (0%)   | 86          | 91  |

All (5) residues with a non-rotameric sidechain are listed below:

| Mol | Chain | Res | Type |
|-----|-------|-----|------|
| 1   | A     | 115 | GLN  |
| 1   | A     | 587 | CYS  |
| 2   | B     | 424 | HIS  |
| 2   | B     | 526 | HIS  |
| 3   | C     | 16  | CYS  |

Sometimes sidechains can be flipped to improve hydrogen bonding and reduce clashes. 5 of 27 such sidechains are listed below:

| Mol | Chain | Res | Type |
|-----|-------|-----|------|
| 2   | B     | 336 | GLN  |
| 2   | B     | 591 | ASN  |
| 6   | F     | 134 | ASN  |
| 2   | B     | 467 | GLN  |
| 2   | B     | 688 | HIS  |

### 5.3.3 RNA [i](#)

There are no RNA molecules in this entry.

## 5.4 Non-standard residues in protein, DNA, RNA chains [i](#)

There are no non-standard protein/DNA/RNA residues in this entry.

## 5.5 Carbohydrates [i](#)

There are no oligosaccharides in this entry.

## 5.6 Ligand geometry [i](#)

Of 135 ligands modelled in this entry, 2 are monoatomic - leaving 133 for Mogul analysis.

In the following table, the Counts columns list the number of bonds (or angles) for which Mogul statistics could be retrieved, the number of bonds (or angles) that are observed in the model and the number of bonds (or angles) that are defined in the Chemical Component Dictionary. The Link column lists molecule types, if any, to which the group is linked. The Z score for a bond length (or angle) is the number of standard deviations the observed value is removed from the expected value. A bond length (or angle) with  $|Z| > 2$  is considered an outlier worth inspection. RMSZ is the root-mean-square of all Z scores of the bond lengths (or angles).

| Mol | Type | Chain | Res  | Link | Bond lengths |      |          | Bond angles |      |          |
|-----|------|-------|------|------|--------------|------|----------|-------------|------|----------|
|     |      |       |      |      | Counts       | RMSZ | # Z  > 2 | Counts      | RMSZ | # Z  > 2 |
| 14  | CLA  | A     | 833  | -    | 69,73,73     | 1.17 | 9 (13%)  | 82,113,113  | 1.28 | 5 (6%)   |
| 16  | BCR  | J     | 105  | -    | 41,41,41     | 1.17 | 3 (7%)   | 56,56,56    | 1.36 | 8 (14%)  |
| 14  | CLA  | A     | 806  | -    | 69,73,73     | 1.18 | 6 (8%)   | 82,113,113  | 1.38 | 5 (6%)   |
| 14  | CLA  | K     | 101  | -    | 45,49,73     | 1.40 | 7 (15%)  | 54,83,113   | 1.34 | 5 (9%)   |
| 14  | CLA  | B     | 3027 | -    | 69,73,73     | 1.23 | 7 (10%)  | 82,113,113  | 1.21 | 5 (6%)   |
| 14  | CLA  | B     | 3029 | -    | 69,73,73     | 1.19 | 5 (7%)   | 82,113,113  | 1.26 | 6 (7%)   |
| 14  | CLA  | B     | 3019 | -    | 64,68,73     | 1.22 | 6 (9%)   | 76,107,113  | 1.30 | 8 (10%)  |
| 16  | BCR  | A     | 849  | -    | 41,41,41     | 1.16 | 3 (7%)   | 56,56,56    | 1.34 | 7 (12%)  |
| 14  | CLA  | B     | 3033 | -    | 69,73,73     | 1.19 | 6 (8%)   | 82,113,113  | 1.29 | 6 (7%)   |
| 14  | CLA  | A     | 824  | -    | 55,59,73     | 1.32 | 5 (9%)   | 64,96,113   | 1.38 | 5 (7%)   |
| 13  | CL0  | A     | 801  | -    | 58,73,73     | 2.30 | 11 (18%) | 60,113,113  | 1.61 | 14 (23%) |
| 14  | CLA  | B     | 3003 | -    | 69,73,73     | 1.20 | 7 (10%)  | 82,113,113  | 1.31 | 5 (6%)   |
| 14  | CLA  | B     | 3004 | -    | 69,73,73     | 1.19 | 8 (11%)  | 82,113,113  | 1.36 | 5 (6%)   |
| 14  | CLA  | A     | 815  | -    | 49,53,73     | 1.42 | 8 (16%)  | 58,89,113   | 1.33 | 3 (5%)   |
| 14  | CLA  | K     | 103  | -    | 49,53,73     | 1.41 | 6 (12%)  | 58,89,113   | 1.44 | 6 (10%)  |
| 16  | BCR  | K     | 102  | -    | 41,41,41     | 1.14 | 3 (7%)   | 56,56,56    | 1.39 | 7 (12%)  |
| 14  | CLA  | B     | 3017 | -    | 59,63,73     | 1.32 | 6 (10%)  | 70,101,113  | 1.28 | 5 (7%)   |
| 14  | CLA  | B     | 3024 | -    | 49,53,73     | 1.45 | 5 (10%)  | 58,89,113   | 1.36 | 6 (10%)  |

| Mol | Type | Chain | Res  | Link | Bond lengths |      |          | Bond angles |      |          |
|-----|------|-------|------|------|--------------|------|----------|-------------|------|----------|
|     |      |       |      |      | Counts       | RMSZ | # Z  > 2 | Counts      | RMSZ | # Z  > 2 |
| 16  | BCR  | J     | 104  | -    | 41,41,41     | 1.21 | 3 (7%)   | 56,56,56    | 1.31 | 7 (12%)  |
| 14  | CLA  | B     | 3039 | -    | 69,73,73     | 1.21 | 7 (10%)  | 82,113,113  | 1.24 | 4 (4%)   |
| 14  | CLA  | A     | 835  | -    | 69,73,73     | 1.20 | 7 (10%)  | 82,113,113  | 1.44 | 10 (12%) |
| 14  | CLA  | B     | 3025 | 2    | 58,62,73     | 1.33 | 7 (12%)  | 68,99,113   | 1.41 | 8 (11%)  |
| 14  | CLA  | A     | 841  | -    | 69,73,73     | 1.18 | 5 (7%)   | 82,113,113  | 1.36 | 7 (8%)   |
| 16  | BCR  | L     | 201  | -    | 41,41,41     | 1.16 | 3 (7%)   | 56,56,56    | 1.23 | 5 (8%)   |
| 14  | CLA  | A     | 808  | -    | 55,59,73     | 1.40 | 6 (10%)  | 64,96,113   | 1.41 | 7 (10%)  |
| 14  | CLA  | A     | 814  | -    | 64,68,73     | 1.26 | 5 (7%)   | 76,107,113  | 1.24 | 5 (6%)   |
| 14  | CLA  | B     | 3032 | -    | 53,57,73     | 1.38 | 6 (11%)  | 61,93,113   | 1.50 | 8 (13%)  |
| 14  | CLA  | L     | 205  | -    | 69,73,73     | 1.17 | 7 (10%)  | 82,113,113  | 1.30 | 7 (8%)   |
| 14  | CLA  | A     | 817  | 23   | 53,57,73     | 1.35 | 7 (13%)  | 61,93,113   | 1.32 | 2 (3%)   |
| 14  | CLA  | A     | 816  | -    | 49,53,73     | 1.40 | 7 (14%)  | 58,89,113   | 1.50 | 5 (8%)   |
| 14  | CLA  | A     | 838  | -    | 55,59,73     | 1.37 | 8 (14%)  | 64,96,113   | 1.47 | 7 (10%)  |
| 16  | BCR  | B     | 3048 | -    | 41,41,41     | 1.13 | 3 (7%)   | 56,56,56    | 1.20 | 7 (12%)  |
| 17  | LMG  | B     | 3049 | -    | 55,55,55     | 0.81 | 1 (1%)   | 63,63,63    | 1.36 | 4 (6%)   |
| 14  | CLA  | B     | 3013 | -    | 49,53,73     | 1.41 | 6 (12%)  | 58,89,113   | 1.38 | 4 (6%)   |
| 14  | CLA  | M     | 102  | 23   | 49,53,73     | 1.52 | 12 (24%) | 58,89,113   | 1.57 | 12 (20%) |
| 16  | BCR  | F     | 203  | -    | 41,41,41     | 1.16 | 3 (7%)   | 56,56,56    | 1.30 | 8 (14%)  |
| 14  | CLA  | A     | 834  | -    | 69,73,73     | 1.21 | 7 (10%)  | 82,113,113  | 1.29 | 6 (7%)   |
| 17  | LMG  | I     | 102  | -    | 40,40,55     | 1.36 | 6 (15%)  | 48,48,63    | 1.24 | 5 (10%)  |
| 14  | CLA  | B     | 3031 | -    | 49,53,73     | 1.43 | 7 (14%)  | 58,89,113   | 1.47 | 5 (8%)   |
| 14  | CLA  | A     | 819  | -    | 58,62,73     | 1.29 | 8 (13%)  | 68,99,113   | 1.46 | 10 (14%) |
| 14  | CLA  | A     | 823  | -    | 53,57,73     | 1.36 | 6 (11%)  | 61,93,113   | 1.46 | 5 (8%)   |
| 14  | CLA  | B     | 3020 | 23   | 69,73,73     | 1.18 | 9 (13%)  | 82,113,113  | 1.33 | 7 (8%)   |
| 14  | CLA  | A     | 827  | 23   | 69,73,73     | 1.17 | 7 (10%)  | 82,113,113  | 1.27 | 7 (8%)   |
| 21  | LMT  | L     | 202  | -    | 36,36,36     | 1.12 | 5 (13%)  | 47,47,47    | 1.38 | 7 (14%)  |
| 14  | CLA  | B     | 3041 | 23   | 69,73,73     | 1.25 | 7 (10%)  | 82,113,113  | 1.37 | 8 (9%)   |
| 14  | CLA  | B     | 3026 | 23   | 50,54,73     | 1.40 | 5 (10%)  | 59,90,113   | 1.48 | 4 (6%)   |
| 16  | BCR  | B     | 3051 | -    | 41,41,41     | 1.20 | 3 (7%)   | 56,56,56    | 1.20 | 3 (5%)   |
| 14  | CLA  | A     | 844  | 23   | 69,73,73     | 1.20 | 7 (10%)  | 82,113,113  | 1.39 | 6 (7%)   |
| 14  | CLA  | B     | 3035 | -    | 49,53,73     | 1.44 | 6 (12%)  | 58,89,113   | 1.47 | 6 (10%)  |
| 18  | LHG  | B     | 3050 | -    | 22,22,48     | 1.58 | 5 (22%)  | 25,28,54    | 1.27 | 3 (12%)  |
| 14  | CLA  | A     | 804  | -    | 69,73,73     | 1.20 | 6 (8%)   | 82,113,113  | 1.17 | 4 (4%)   |
| 19  | SF4  | B     | 3001 | 1,2  | 0,12,12      | -    | -        | -           | -    | -        |
| 14  | CLA  | A     | 836  | -    | 58,62,73     | 1.30 | 8 (13%)  | 68,99,113   | 1.34 | 6 (8%)   |

| Mol | Type | Chain | Res  | Link | Bond lengths |      |          | Bond angles |      |          |
|-----|------|-------|------|------|--------------|------|----------|-------------|------|----------|
|     |      |       |      |      | Counts       | RMSZ | # Z  > 2 | Counts      | RMSZ | # Z  > 2 |
| 14  | CLA  | X     | 1701 | 12   | 49,53,73     | 1.42 | 6 (12%)  | 58,89,113   | 1.45 | 5 (8%)   |
| 14  | CLA  | A     | 803  | -    | 69,73,73     | 1.18 | 7 (10%)  | 82,113,113  | 1.39 | 6 (7%)   |
| 14  | CLA  | L     | 206  | 23   | 69,73,73     | 1.19 | 7 (10%)  | 82,113,113  | 1.35 | 9 (10%)  |
| 14  | CLA  | A     | 822  | 23   | 69,73,73     | 1.18 | 6 (8%)   | 82,113,113  | 1.21 | 6 (7%)   |
| 14  | CLA  | A     | 828  | -    | 69,73,73     | 1.24 | 6 (8%)   | 82,113,113  | 1.23 | 6 (7%)   |
| 18  | LHG  | M     | 101  | -    | 48,48,48     | 0.72 | 1 (2%)   | 51,54,54    | 1.22 | 3 (5%)   |
| 14  | CLA  | B     | 3030 | -    | 69,73,73     | 1.18 | 7 (10%)  | 82,113,113  | 1.37 | 9 (10%)  |
| 14  | CLA  | A     | 805  | 14   | 63,67,73     | 1.28 | 8 (12%)  | 74,105,113  | 1.21 | 4 (5%)   |
| 14  | CLA  | B     | 3042 | -    | 69,73,73     | 1.20 | 7 (10%)  | 82,113,113  | 1.38 | 6 (7%)   |
| 14  | CLA  | A     | 842  | 23   | 55,59,73     | 1.33 | 7 (12%)  | 64,96,113   | 1.48 | 5 (7%)   |
| 16  | BCR  | I     | 101  | -    | 41,41,41     | 1.05 | 2 (4%)   | 56,56,56    | 1.25 | 7 (12%)  |
| 18  | LHG  | A     | 854  | 14   | 26,26,48     | 0.98 | 1 (3%)   | 29,32,54    | 1.31 | 3 (10%)  |
| 14  | CLA  | B     | 3011 | 2    | 69,73,73     | 1.20 | 6 (8%)   | 82,113,113  | 1.32 | 11 (13%) |
| 14  | CLA  | L     | 204  | 10   | 69,73,73     | 1.19 | 5 (7%)   | 82,113,113  | 1.48 | 8 (9%)   |
| 14  | CLA  | J     | 101  | 8    | 49,53,73     | 1.44 | 5 (10%)  | 58,89,113   | 1.32 | 5 (8%)   |
| 14  | CLA  | A     | 845  | 18   | 56,60,73     | 1.32 | 6 (10%)  | 65,97,113   | 1.43 | 7 (10%)  |
| 16  | BCR  | J     | 103  | -    | 41,41,41     | 1.12 | 3 (7%)   | 56,56,56    | 1.22 | 2 (3%)   |
| 17  | LMG  | A     | 855  | -    | 30,30,55     | 1.40 | 4 (13%)  | 37,37,63    | 1.33 | 4 (10%)  |
| 16  | BCR  | L     | 208  | -    | 41,41,41     | 1.15 | 3 (7%)   | 56,56,56    | 1.43 | 10 (17%) |
| 14  | CLA  | A     | 802  | 23   | 69,73,73     | 1.20 | 6 (8%)   | 82,113,113  | 1.25 | 6 (7%)   |
| 16  | BCR  | M     | 103  | -    | 41,41,41     | 1.20 | 3 (7%)   | 56,56,56    | 1.17 | 3 (5%)   |
| 14  | CLA  | B     | 3036 | 23   | 49,53,73     | 1.44 | 5 (10%)  | 58,89,113   | 1.40 | 6 (10%)  |
| 16  | BCR  | F     | 201  | -    | 41,41,41     | 1.18 | 4 (9%)   | 56,56,56    | 1.29 | 4 (7%)   |
| 14  | CLA  | A     | 825  | -    | 63,67,73     | 1.26 | 7 (11%)  | 74,105,113  | 1.28 | 6 (8%)   |
| 15  | PQN  | A     | 846  | -    | 34,34,34     | 2.03 | 7 (20%)  | 43,45,45    | 1.28 | 6 (13%)  |
| 14  | CLA  | A     | 820  | -    | 69,73,73     | 1.16 | 6 (8%)   | 82,113,113  | 1.38 | 8 (9%)   |
| 14  | CLA  | B     | 3021 | -    | 51,55,73     | 1.36 | 7 (13%)  | 60,91,113   | 1.36 | 4 (6%)   |
| 16  | BCR  | A     | 850  | -    | 41,41,41     | 1.11 | 3 (7%)   | 56,56,56    | 1.20 | 4 (7%)   |
| 14  | CLA  | B     | 3040 | -    | 51,55,73     | 1.39 | 7 (13%)  | 60,91,113   | 1.39 | 5 (8%)   |
| 14  | CLA  | B     | 3007 | -    | 69,73,73     | 1.18 | 7 (10%)  | 82,113,113  | 1.25 | 4 (4%)   |
| 14  | CLA  | A     | 811  | -    | 49,53,73     | 1.40 | 8 (16%)  | 58,89,113   | 1.39 | 6 (10%)  |
| 14  | CLA  | A     | 829  | -    | 69,73,73     | 1.17 | 6 (8%)   | 82,113,113  | 1.23 | 6 (7%)   |
| 14  | CLA  | B     | 3010 | 2    | 69,73,73     | 1.21 | 9 (13%)  | 82,113,113  | 1.47 | 10 (12%) |
| 16  | BCR  | B     | 3045 | -    | 41,41,41     | 1.17 | 3 (7%)   | 56,56,56    | 1.27 | 6 (10%)  |
| 14  | CLA  | A     | 821  | -    | 46,50,73     | 1.41 | 6 (13%)  | 54,84,113   | 1.50 | 9 (16%)  |

| Mol | Type | Chain | Res  | Link | Bond lengths |      |          | Bond angles |      |          |
|-----|------|-------|------|------|--------------|------|----------|-------------|------|----------|
|     |      |       |      |      | Counts       | RMSZ | # Z  > 2 | Counts      | RMSZ | # Z  > 2 |
| 16  | BCR  | L     | 209  | -    | 41,41,41     | 1.21 | 3 (7%)   | 56,56,56    | 1.33 | 6 (10%)  |
| 14  | CLA  | B     | 3037 | 23   | 49,53,73     | 1.43 | 7 (14%)  | 58,89,113   | 1.32 | 3 (5%)   |
| 16  | BCR  | B     | 3046 | -    | 41,41,41     | 1.16 | 3 (7%)   | 56,56,56    | 1.28 | 7 (12%)  |
| 14  | CLA  | A     | 840  | -    | 51,55,73     | 1.40 | 7 (13%)  | 60,91,113   | 1.48 | 7 (11%)  |
| 14  | CLA  | A     | 830  | -    | 69,73,73     | 1.17 | 8 (11%)  | 82,113,113  | 1.26 | 5 (6%)   |
| 14  | CLA  | A     | 832  | -    | 54,58,73     | 1.33 | 7 (12%)  | 64,95,113   | 1.41 | 6 (9%)   |
| 14  | CLA  | B     | 3006 | -    | 69,73,73     | 1.20 | 5 (7%)   | 82,113,113  | 1.25 | 5 (6%)   |
| 15  | PQN  | B     | 3043 | -    | 34,34,34     | 2.15 | 7 (20%)  | 43,45,45    | 1.21 | 4 (9%)   |
| 14  | CLA  | A     | 826  | -    | 69,73,73     | 1.20 | 6 (8%)   | 82,113,113  | 1.28 | 5 (6%)   |
| 14  | CLA  | A     | 843  | -    | 69,73,73     | 1.20 | 7 (10%)  | 82,113,113  | 1.37 | 6 (7%)   |
| 16  | BCR  | B     | 3047 | -    | 41,41,41     | 1.18 | 3 (7%)   | 56,56,56    | 1.35 | 8 (14%)  |
| 14  | CLA  | A     | 837  | 1    | 49,53,73     | 1.40 | 7 (14%)  | 58,89,113   | 1.39 | 5 (8%)   |
| 14  | CLA  | A     | 839  | -    | 69,73,73     | 1.16 | 6 (8%)   | 82,113,113  | 1.33 | 5 (6%)   |
| 14  | CLA  | B     | 3005 | -    | 58,62,73     | 1.30 | 6 (10%)  | 68,99,113   | 1.45 | 5 (7%)   |
| 16  | BCR  | A     | 848  | -    | 41,41,41     | 1.19 | 3 (7%)   | 56,56,56    | 1.23 | 4 (7%)   |
| 14  | CLA  | A     | 813  | -    | 58,62,73     | 1.30 | 9 (15%)  | 68,99,113   | 1.36 | 5 (7%)   |
| 16  | BCR  | A     | 851  | -    | 41,41,41     | 1.18 | 3 (7%)   | 56,56,56    | 1.41 | 8 (14%)  |
| 14  | CLA  | B     | 3012 | -    | 49,53,73     | 1.42 | 6 (12%)  | 58,89,113   | 1.57 | 6 (10%)  |
| 14  | CLA  | A     | 831  | -    | 69,73,73     | 1.18 | 6 (8%)   | 82,113,113  | 1.25 | 7 (8%)   |
| 22  | DGD  | L     | 207  | -    | 67,67,67     | 1.05 | 3 (4%)   | 81,81,81    | 1.18 | 7 (8%)   |
| 14  | CLA  | B     | 3008 | -    | 69,73,73     | 1.20 | 7 (10%)  | 82,113,113  | 1.29 | 4 (4%)   |
| 14  | CLA  | B     | 3009 | -    | 69,73,73     | 1.19 | 7 (10%)  | 82,113,113  | 1.32 | 8 (9%)   |
| 14  | CLA  | A     | 809  | 1    | 69,73,73     | 1.19 | 6 (8%)   | 82,113,113  | 1.24 | 5 (6%)   |
| 14  | CLA  | A     | 818  | -    | 58,62,73     | 1.31 | 6 (10%)  | 68,99,113   | 1.39 | 6 (8%)   |
| 16  | BCR  | B     | 3044 | -    | 41,41,41     | 1.14 | 3 (7%)   | 56,56,56    | 1.24 | 6 (10%)  |
| 14  | CLA  | A     | 856  | 23   | 69,73,73     | 1.19 | 9 (13%)  | 82,113,113  | 1.24 | 6 (7%)   |
| 14  | CLA  | A     | 812  | 14   | 69,73,73     | 1.21 | 7 (10%)  | 82,113,113  | 1.32 | 6 (7%)   |
| 14  | CLA  | A     | 810  | 1    | 69,73,73     | 1.23 | 5 (7%)   | 82,113,113  | 1.23 | 9 (10%)  |
| 14  | CLA  | B     | 3034 | -    | 62,66,73     | 1.25 | 6 (9%)   | 73,104,113  | 1.34 | 9 (12%)  |
| 14  | CLA  | B     | 3018 | -    | 63,67,73     | 1.23 | 6 (9%)   | 74,105,113  | 1.37 | 6 (8%)   |
| 14  | CLA  | J     | 102  | -    | 41,45,73     | 1.51 | 7 (17%)  | 50,78,113   | 1.31 | 5 (10%)  |
| 14  | CLA  | A     | 807  | -    | 69,73,73     | 1.22 | 5 (7%)   | 82,113,113  | 1.18 | 5 (6%)   |
| 19  | SF4  | C     | 101  | 3    | 0,12,12      | -    | -        | -           | -    | -        |
| 14  | CLA  | B     | 3015 | -    | 69,73,73     | 1.22 | 5 (7%)   | 82,113,113  | 1.14 | 5 (6%)   |
| 14  | CLA  | B     | 3028 | -    | 69,73,73     | 1.18 | 7 (10%)  | 82,113,113  | 1.29 | 3 (3%)   |

| Mol | Type | Chain | Res  | Link | Bond lengths |      |          | Bond angles |      |          |
|-----|------|-------|------|------|--------------|------|----------|-------------|------|----------|
|     |      |       |      |      | Counts       | RMSZ | # Z  > 2 | Counts      | RMSZ | # Z  > 2 |
| 17  | LMG  | A     | 852  | -    | 48,48,55     | 0.85 | 2 (4%)   | 56,56,63    | 1.26 | 5 (8%)   |
| 16  | BCR  | A     | 847  | -    | 41,41,41     | 1.20 | 4 (9%)   | 56,56,56    | 1.26 | 5 (8%)   |
| 19  | SF4  | C     | 102  | 3    | 0,12,12      | -    | -        | -           | -    | -        |
| 18  | LHG  | A     | 853  | -    | 48,48,48     | 0.70 | 3 (6%)   | 51,54,54    | 1.25 | 5 (9%)   |
| 14  | CLA  | B     | 3022 | -    | 49,53,73     | 1.42 | 7 (14%)  | 58,89,113   | 1.37 | 5 (8%)   |
| 14  | CLA  | B     | 3038 | -    | 64,68,73     | 1.24 | 7 (10%)  | 76,107,113  | 1.28 | 6 (7%)   |
| 14  | CLA  | F     | 202  | 23   | 49,53,73     | 1.43 | 7 (14%)  | 58,89,113   | 1.36 | 5 (8%)   |
| 14  | CLA  | B     | 3023 | 23   | 59,63,73     | 1.28 | 8 (13%)  | 70,101,113  | 1.27 | 4 (5%)   |
| 14  | CLA  | B     | 3016 | -    | 49,53,73     | 1.41 | 5 (10%)  | 58,89,113   | 1.44 | 6 (10%)  |
| 14  | CLA  | B     | 3014 | -    | 69,73,73     | 1.21 | 7 (10%)  | 82,113,113  | 1.23 | 6 (7%)   |

In the following table, the Chirals column lists the number of chiral outliers, the number of chiral centers analysed, the number of these observed in the model and the number defined in the Chemical Component Dictionary. Similar counts are reported in the Torsion and Rings columns. '-' means no outliers of that kind were identified.

| Mol | Type | Chain | Res  | Link | Chirals   | Torsions      | Rings   |
|-----|------|-------|------|------|-----------|---------------|---------|
| 14  | CLA  | A     | 833  | -    | 1/1/20/20 | 5/39/115/115  | -       |
| 16  | BCR  | J     | 105  | -    | -         | 12/29/63/63   | 0/2/2/2 |
| 14  | CLA  | A     | 806  | -    | 1/1/20/20 | 18/39/115/115 | -       |
| 14  | CLA  | K     | 101  | -    | 1/1/13/20 | 1/9/81/115    | -       |
| 14  | CLA  | B     | 3027 | -    | 1/1/20/20 | 13/39/115/115 | -       |
| 14  | CLA  | B     | 3029 | -    | 1/1/20/20 | 17/39/115/115 | -       |
| 14  | CLA  | B     | 3019 | -    | 1/1/19/20 | 10/33/109/115 | -       |
| 16  | BCR  | A     | 849  | -    | -         | 12/29/63/63   | 0/2/2/2 |
| 14  | CLA  | B     | 3033 | -    | 1/1/20/20 | 16/39/115/115 | -       |
| 14  | CLA  | A     | 824  | -    | 1/1/17/20 | 4/23/99/115   | -       |
| 13  | CL0  | A     | 801  | -    | 3/3/25/25 | 13/37/135/135 | -       |
| 14  | CLA  | B     | 3003 | -    | 1/1/20/20 | 13/39/115/115 | -       |
| 14  | CLA  | B     | 3004 | -    | 1/1/20/20 | 7/39/115/115  | -       |
| 14  | CLA  | A     | 815  | -    | 1/1/15/20 | 2/15/91/115   | -       |
| 14  | CLA  | K     | 103  | -    | 1/1/15/20 | 10/15/91/115  | -       |
| 16  | BCR  | K     | 102  | -    | -         | 12/29/63/63   | 0/2/2/2 |
| 14  | CLA  | B     | 3017 | -    | 1/1/18/20 | 5/27/103/115  | -       |
| 14  | CLA  | B     | 3024 | -    | 1/1/15/20 | 4/15/91/115   | -       |
| 16  | BCR  | J     | 104  | -    | -         | 15/29/63/63   | 0/2/2/2 |

Continued on next page...

*Continued from previous page...*

| Mol | Type | Chain | Res  | Link | Chirals   | Torsions      | Rings   |
|-----|------|-------|------|------|-----------|---------------|---------|
| 14  | CLA  | B     | 3039 | -    | 1/1/20/20 | 9/39/115/115  | -       |
| 14  | CLA  | A     | 835  | -    | 1/1/20/20 | 16/39/115/115 | -       |
| 14  | CLA  | B     | 3025 | 2    | -         | 8/26/102/115  | -       |
| 14  | CLA  | A     | 841  | -    | 1/1/20/20 | 6/39/115/115  | -       |
| 16  | BCR  | L     | 201  | -    | -         | 8/29/63/63    | 0/2/2/2 |
| 14  | CLA  | A     | 808  | -    | 1/1/17/20 | 12/23/99/115  | -       |
| 14  | CLA  | A     | 814  | -    | 1/1/19/20 | 4/33/109/115  | -       |
| 14  | CLA  | B     | 3032 | -    | 1/1/16/20 | 7/20/96/115   | -       |
| 14  | CLA  | L     | 205  | -    | 1/1/20/20 | 4/39/115/115  | -       |
| 14  | CLA  | A     | 817  | 23   | 1/1/16/20 | 8/20/96/115   | -       |
| 14  | CLA  | A     | 816  | -    | 1/1/15/20 | 2/15/91/115   | -       |
| 14  | CLA  | A     | 838  | -    | 1/1/17/20 | 6/23/99/115   | -       |
| 16  | BCR  | B     | 3048 | -    | -         | 4/29/63/63    | 0/2/2/2 |
| 17  | LMG  | B     | 3049 | -    | -         | 23/50/70/70   | 0/1/1/1 |
| 14  | CLA  | B     | 3013 | -    | 1/1/15/20 | 6/15/91/115   | -       |
| 14  | CLA  | M     | 102  | 23   | 1/1/15/20 | 11/15/91/115  | -       |
| 16  | BCR  | F     | 203  | -    | -         | 11/29/63/63   | 0/2/2/2 |
| 14  | CLA  | A     | 834  | -    | 1/1/20/20 | 9/39/115/115  | -       |
| 17  | LMG  | I     | 102  | -    | -         | 11/35/55/70   | 0/1/1/1 |
| 14  | CLA  | B     | 3031 | -    | 1/1/15/20 | 6/15/91/115   | -       |
| 14  | CLA  | A     | 819  | -    | 1/1/17/20 | 8/26/102/115  | -       |
| 14  | CLA  | A     | 823  | -    | 1/1/16/20 | 10/20/96/115  | -       |
| 14  | CLA  | B     | 3020 | 23   | 1/1/20/20 | 13/39/115/115 | -       |
| 14  | CLA  | A     | 827  | 23   | 1/1/20/20 | 10/39/115/115 | -       |
| 21  | LMT  | L     | 202  | -    | -         | 12/21/61/61   | 0/2/2/2 |
| 14  | CLA  | B     | 3041 | 23   | 1/1/20/20 | 10/39/115/115 | -       |
| 14  | CLA  | B     | 3026 | 23   | 1/1/15/20 | 2/17/93/115   | -       |
| 16  | BCR  | B     | 3051 | -    | -         | 12/29/63/63   | 0/2/2/2 |
| 14  | CLA  | A     | 844  | 23   | 1/1/20/20 | 12/39/115/115 | -       |
| 14  | CLA  | B     | 3035 | -    | 1/1/15/20 | 5/15/91/115   | -       |
| 18  | LHG  | B     | 3050 | -    | -         | 10/26/26/53   | -       |
| 14  | CLA  | A     | 804  | -    | 1/1/20/20 | 7/39/115/115  | -       |
| 19  | SF4  | B     | 3001 | 1,2  | -         | -             | 0/6/5/5 |
| 14  | CLA  | A     | 836  | -    | 1/1/17/20 | 8/26/102/115  | -       |

*Continued on next page...*

*Continued from previous page...*

| Mol | Type | Chain | Res  | Link | Chirals   | Torsions      | Rings   |
|-----|------|-------|------|------|-----------|---------------|---------|
| 14  | CLA  | X     | 1701 | 12   | 1/1/15/20 | 3/15/91/115   | -       |
| 14  | CLA  | A     | 803  | -    | 1/1/20/20 | 8/39/115/115  | -       |
| 14  | CLA  | L     | 206  | 23   | 1/1/20/20 | 6/39/115/115  | -       |
| 14  | CLA  | A     | 822  | 23   | 1/1/20/20 | 15/39/115/115 | -       |
| 14  | CLA  | A     | 828  | -    | 1/1/20/20 | 5/39/115/115  | -       |
| 18  | LHG  | M     | 101  | -    | -         | 26/53/53/53   | -       |
| 14  | CLA  | B     | 3030 | -    | 1/1/20/20 | 15/39/115/115 | -       |
| 14  | CLA  | A     | 805  | 14   | 1/1/18/20 | 5/32/108/115  | -       |
| 14  | CLA  | B     | 3042 | -    | 1/1/20/20 | 8/39/115/115  | -       |
| 14  | CLA  | A     | 842  | 23   | 1/1/17/20 | 6/23/99/115   | -       |
| 16  | BCR  | I     | 101  | -    | -         | 4/29/63/63    | 0/2/2/2 |
| 18  | LHG  | A     | 854  | 14   | -         | 10/31/31/53   | -       |
| 14  | CLA  | B     | 3011 | 2    | 1/1/20/20 | 14/39/115/115 | -       |
| 14  | CLA  | L     | 204  | 10   | 1/1/20/20 | 12/39/115/115 | -       |
| 14  | CLA  | J     | 101  | 8    | 1/1/15/20 | 5/15/91/115   | -       |
| 14  | CLA  | A     | 845  | 18   | 1/1/17/20 | 9/24/100/115  | -       |
| 16  | BCR  | J     | 103  | -    | -         | 14/29/63/63   | 0/2/2/2 |
| 17  | LMG  | A     | 855  | -    | -         | 15/23/43/70   | 0/1/1/1 |
| 16  | BCR  | L     | 208  | -    | -         | 12/29/63/63   | 0/2/2/2 |
| 14  | CLA  | A     | 802  | 23   | 1/1/20/20 | 9/39/115/115  | -       |
| 16  | BCR  | M     | 103  | -    | -         | 7/29/63/63    | 0/2/2/2 |
| 14  | CLA  | B     | 3036 | 23   | 1/1/15/20 | 6/15/91/115   | -       |
| 16  | BCR  | F     | 201  | -    | -         | 6/29/63/63    | 0/2/2/2 |
| 14  | CLA  | A     | 825  | -    | 1/1/18/20 | 10/32/108/115 | -       |
| 15  | PQN  | A     | 846  | -    | -         | 9/23/43/43    | 0/2/2/2 |
| 14  | CLA  | A     | 820  | -    | 1/1/20/20 | 18/39/115/115 | -       |
| 14  | CLA  | B     | 3021 | -    | 1/1/15/20 | 12/18/94/115  | -       |
| 16  | BCR  | A     | 850  | -    | -         | 11/29/63/63   | 0/2/2/2 |
| 14  | CLA  | B     | 3040 | -    | -         | 5/18/94/115   | -       |
| 14  | CLA  | B     | 3007 | -    | 1/1/20/20 | 9/39/115/115  | -       |
| 14  | CLA  | A     | 811  | -    | 1/1/15/20 | 9/15/91/115   | -       |
| 14  | CLA  | A     | 829  | -    | 1/1/20/20 | 11/39/115/115 | -       |
| 14  | CLA  | B     | 3010 | 2    | 1/1/20/20 | 14/39/115/115 | -       |
| 16  | BCR  | B     | 3045 | -    | -         | 11/29/63/63   | 0/2/2/2 |

*Continued on next page...*

*Continued from previous page...*

| Mol | Type | Chain | Res  | Link | Chirals   | Torsions      | Rings   |
|-----|------|-------|------|------|-----------|---------------|---------|
| 14  | CLA  | A     | 821  | -    | 1/1/14/20 | 6/10/86/115   | -       |
| 16  | BCR  | L     | 209  | -    | -         | 10/29/63/63   | 0/2/2/2 |
| 14  | CLA  | B     | 3037 | 23   | 1/1/15/20 | 4/15/91/115   | -       |
| 16  | BCR  | B     | 3046 | -    | -         | 11/29/63/63   | 0/2/2/2 |
| 14  | CLA  | A     | 840  | -    | 1/1/15/20 | 4/18/94/115   | -       |
| 14  | CLA  | A     | 830  | -    | 1/1/20/20 | 13/39/115/115 | -       |
| 14  | CLA  | A     | 832  | -    | 1/1/17/20 | 6/21/97/115   | -       |
| 14  | CLA  | B     | 3006 | -    | 1/1/20/20 | 14/39/115/115 | -       |
| 15  | PQN  | B     | 3043 | -    | -         | 8/23/43/43    | 0/2/2/2 |
| 14  | CLA  | A     | 826  | -    | 1/1/20/20 | 16/39/115/115 | -       |
| 14  | CLA  | A     | 843  | -    | 1/1/20/20 | 8/39/115/115  | -       |
| 16  | BCR  | B     | 3047 | -    | -         | 15/29/63/63   | 0/2/2/2 |
| 14  | CLA  | A     | 837  | 1    | 1/1/15/20 | 6/15/91/115   | -       |
| 14  | CLA  | A     | 839  | -    | 1/1/20/20 | 9/39/115/115  | -       |
| 14  | CLA  | B     | 3005 | -    | 1/1/17/20 | 8/26/102/115  | -       |
| 16  | BCR  | A     | 848  | -    | -         | 7/29/63/63    | 0/2/2/2 |
| 14  | CLA  | A     | 813  | -    | 1/1/17/20 | 6/26/102/115  | -       |
| 16  | BCR  | A     | 851  | -    | -         | 16/29/63/63   | 0/2/2/2 |
| 14  | CLA  | B     | 3012 | -    | 1/1/15/20 | 2/15/91/115   | -       |
| 14  | CLA  | A     | 831  | -    | 1/1/20/20 | 9/39/115/115  | -       |
| 22  | DGD  | L     | 207  | -    | -         | 23/55/95/95   | 0/2/2/2 |
| 14  | CLA  | B     | 3008 | -    | 1/1/20/20 | 6/39/115/115  | -       |
| 14  | CLA  | B     | 3009 | -    | 1/1/20/20 | 10/39/115/115 | -       |
| 14  | CLA  | A     | 809  | 1    | 1/1/20/20 | 18/39/115/115 | -       |
| 14  | CLA  | A     | 818  | -    | 1/1/17/20 | 4/26/102/115  | -       |
| 16  | BCR  | B     | 3044 | -    | -         | 8/29/63/63    | 0/2/2/2 |
| 14  | CLA  | A     | 856  | 23   | 1/1/20/20 | 15/39/115/115 | -       |
| 14  | CLA  | A     | 812  | 14   | 1/1/20/20 | 9/39/115/115  | -       |
| 14  | CLA  | A     | 810  | 1    | 1/1/20/20 | 10/39/115/115 | -       |
| 14  | CLA  | B     | 3034 | -    | 1/1/18/20 | 9/31/107/115  | -       |
| 14  | CLA  | B     | 3018 | -    | 1/1/18/20 | 11/32/108/115 | -       |
| 14  | CLA  | J     | 102  | -    | 1/1/12/20 | 0/4/76/115    | -       |
| 14  | CLA  | A     | 807  | -    | 1/1/20/20 | 12/39/115/115 | -       |
| 19  | SF4  | C     | 101  | 3    | -         | -             | 0/6/5/5 |

*Continued on next page...*

Continued from previous page...

| Mol | Type | Chain | Res  | Link | Chirals   | Torsions      | Rings   |
|-----|------|-------|------|------|-----------|---------------|---------|
| 14  | CLA  | B     | 3015 | -    | 1/1/20/20 | 11/39/115/115 | -       |
| 14  | CLA  | B     | 3028 | -    | 1/1/20/20 | 12/39/115/115 | -       |
| 17  | LMG  | A     | 852  | -    | -         | 27/43/63/70   | 0/1/1/1 |
| 16  | BCR  | A     | 847  | -    | -         | 16/29/63/63   | 0/2/2/2 |
| 19  | SF4  | C     | 102  | 3    | -         | -             | 0/6/5/5 |
| 18  | LHG  | A     | 853  | -    | -         | 23/53/53/53   | -       |
| 14  | CLA  | B     | 3022 | -    | 1/1/15/20 | 8/15/91/115   | -       |
| 14  | CLA  | B     | 3038 | -    | -         | 6/33/109/115  | -       |
| 14  | CLA  | F     | 202  | 23   | 1/1/15/20 | 6/15/91/115   | -       |
| 14  | CLA  | B     | 3023 | 23   | 1/1/18/20 | 8/27/103/115  | -       |
| 14  | CLA  | B     | 3016 | -    | 1/1/15/20 | 4/15/91/115   | -       |
| 14  | CLA  | B     | 3014 | -    | 1/1/20/20 | 13/39/115/115 | -       |

The worst 5 of 755 bond length outliers are listed below:

| Mol | Chain | Res  | Type | Atoms   | Z    | Observed(Å) | Ideal(Å) |
|-----|-------|------|------|---------|------|-------------|----------|
| 13  | A     | 801  | CL0  | C1B-C2B | 9.16 | 1.50        | 1.39     |
| 13  | A     | 801  | CL0  | C3B-C4B | 8.43 | 1.49        | 1.41     |
| 13  | A     | 801  | CL0  | C1D-C2D | 8.00 | 1.48        | 1.39     |
| 15  | B     | 3043 | PQN  | O1-C1   | 6.03 | 1.35        | 1.23     |
| 15  | A     | 846  | PQN  | O1-C1   | 5.97 | 1.35        | 1.23     |

The worst 5 of 773 bond angle outliers are listed below:

| Mol | Chain | Res  | Type | Atoms      | Z    | Observed(°) | Ideal(°) |
|-----|-------|------|------|------------|------|-------------|----------|
| 14  | A     | 842  | CLA  | C4A-NA-C1A | 8.00 | 110.33      | 106.68   |
| 14  | A     | 806  | CLA  | C4A-NA-C1A | 7.90 | 110.28      | 106.68   |
| 14  | B     | 3042 | CLA  | C4A-NA-C1A | 7.73 | 110.20      | 106.68   |
| 14  | B     | 3033 | CLA  | C4A-NA-C1A | 7.62 | 110.16      | 106.68   |
| 14  | A     | 803  | CLA  | C4A-NA-C1A | 7.58 | 110.14      | 106.68   |

5 of 95 chirality outliers are listed below:

| Mol | Chain | Res | Type | Atom |
|-----|-------|-----|------|------|
| 13  | A     | 801 | CL0  | NC   |
| 13  | A     | 801 | CL0  | ND   |
| 13  | A     | 801 | CL0  | NA   |
| 14  | A     | 802 | CLA  | ND   |
| 14  | A     | 803 | CLA  | ND   |

5 of 1265 torsion outliers are listed below:

| Mol | Chain | Res | Type | Atoms           |
|-----|-------|-----|------|-----------------|
| 13  | A     | 801 | CL0  | C3A-C2A-CAA-CBA |
| 14  | A     | 805 | CLA  | CHA-CBD-CGD-O1D |
| 14  | A     | 805 | CLA  | CHA-CBD-CGD-O2D |
| 14  | A     | 806 | CLA  | C1A-C2A-CAA-CBA |
| 14  | A     | 806 | CLA  | CAD-CBD-CGD-O1D |

There are no ring outliers.

115 monomers are involved in 304 short contacts:

| Mol | Chain | Res  | Type | Clashes | Symm-Clashes |
|-----|-------|------|------|---------|--------------|
| 14  | A     | 833  | CLA  | 1       | 0            |
| 16  | J     | 105  | BCR  | 10      | 0            |
| 14  | A     | 806  | CLA  | 4       | 0            |
| 14  | K     | 101  | CLA  | 5       | 0            |
| 14  | B     | 3027 | CLA  | 2       | 0            |
| 14  | B     | 3019 | CLA  | 3       | 0            |
| 16  | A     | 849  | BCR  | 2       | 0            |
| 14  | B     | 3033 | CLA  | 3       | 0            |
| 13  | A     | 801  | CL0  | 1       | 0            |
| 14  | B     | 3003 | CLA  | 4       | 0            |
| 14  | B     | 3004 | CLA  | 5       | 0            |
| 14  | A     | 815  | CLA  | 3       | 0            |
| 14  | K     | 103  | CLA  | 1       | 0            |
| 16  | K     | 102  | BCR  | 5       | 0            |
| 14  | B     | 3017 | CLA  | 2       | 0            |
| 14  | B     | 3024 | CLA  | 3       | 0            |
| 16  | J     | 104  | BCR  | 6       | 0            |
| 14  | B     | 3039 | CLA  | 1       | 0            |
| 14  | A     | 835  | CLA  | 4       | 0            |
| 14  | B     | 3025 | CLA  | 4       | 0            |
| 14  | A     | 841  | CLA  | 5       | 0            |
| 16  | L     | 201  | BCR  | 3       | 0            |
| 14  | A     | 808  | CLA  | 3       | 0            |
| 14  | A     | 814  | CLA  | 1       | 0            |
| 14  | B     | 3032 | CLA  | 2       | 0            |
| 14  | L     | 205  | CLA  | 4       | 0            |
| 14  | A     | 817  | CLA  | 2       | 0            |
| 14  | A     | 838  | CLA  | 1       | 0            |
| 14  | B     | 3013 | CLA  | 2       | 0            |
| 14  | M     | 102  | CLA  | 4       | 0            |
| 16  | F     | 203  | BCR  | 4       | 0            |

*Continued on next page...*

*Continued from previous page...*

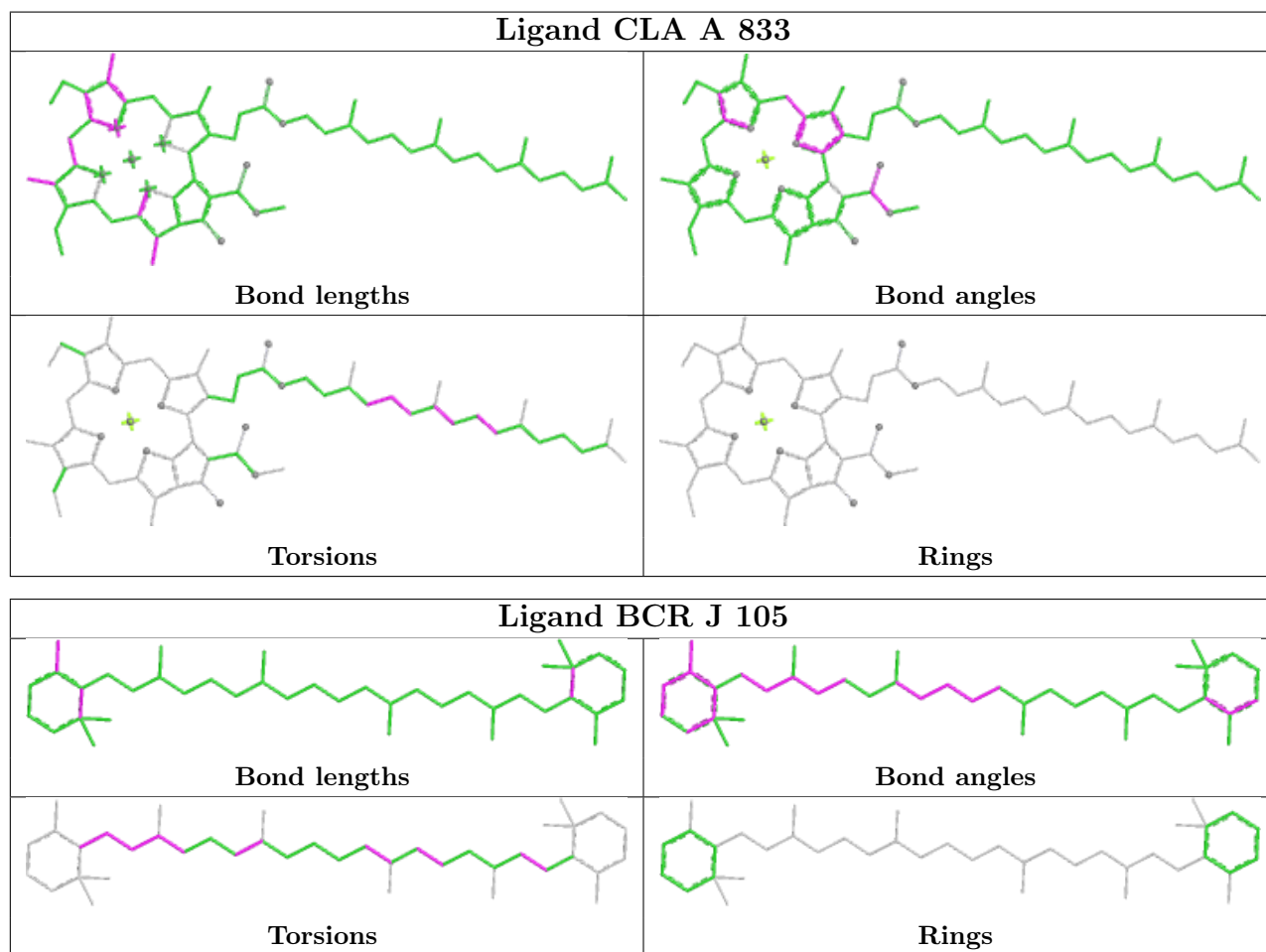
| Mol | Chain | Res  | Type | Clashes | Symm-Clashes |
|-----|-------|------|------|---------|--------------|
| 14  | A     | 834  | CLA  | 2       | 0            |
| 17  | I     | 102  | LMG  | 3       | 0            |
| 14  | B     | 3031 | CLA  | 1       | 0            |
| 14  | A     | 819  | CLA  | 5       | 0            |
| 14  | A     | 823  | CLA  | 2       | 0            |
| 14  | B     | 3020 | CLA  | 2       | 0            |
| 14  | A     | 827  | CLA  | 2       | 0            |
| 14  | B     | 3041 | CLA  | 3       | 0            |
| 14  | B     | 3026 | CLA  | 2       | 0            |
| 16  | B     | 3051 | BCR  | 4       | 0            |
| 14  | A     | 844  | CLA  | 4       | 0            |
| 14  | B     | 3035 | CLA  | 1       | 0            |
| 18  | B     | 3050 | LHG  | 2       | 0            |
| 14  | A     | 804  | CLA  | 7       | 0            |
| 14  | A     | 836  | CLA  | 2       | 0            |
| 14  | X     | 1701 | CLA  | 3       | 0            |
| 14  | A     | 803  | CLA  | 3       | 0            |
| 14  | A     | 828  | CLA  | 3       | 0            |
| 18  | M     | 101  | LHG  | 3       | 0            |
| 14  | B     | 3030 | CLA  | 1       | 0            |
| 14  | B     | 3042 | CLA  | 1       | 0            |
| 14  | A     | 842  | CLA  | 3       | 0            |
| 16  | I     | 101  | BCR  | 4       | 0            |
| 18  | A     | 854  | LHG  | 1       | 0            |
| 14  | B     | 3011 | CLA  | 1       | 0            |
| 14  | L     | 204  | CLA  | 2       | 0            |
| 14  | J     | 101  | CLA  | 2       | 0            |
| 14  | A     | 845  | CLA  | 2       | 0            |
| 16  | J     | 103  | BCR  | 3       | 0            |
| 17  | A     | 855  | LMG  | 1       | 0            |
| 16  | L     | 208  | BCR  | 2       | 0            |
| 14  | A     | 802  | CLA  | 2       | 0            |
| 16  | M     | 103  | BCR  | 2       | 0            |
| 16  | F     | 201  | BCR  | 4       | 0            |
| 14  | A     | 825  | CLA  | 2       | 0            |
| 15  | A     | 846  | PQN  | 9       | 0            |
| 14  | A     | 820  | CLA  | 5       | 0            |
| 14  | B     | 3021 | CLA  | 2       | 0            |
| 16  | A     | 850  | BCR  | 4       | 0            |
| 14  | B     | 3040 | CLA  | 1       | 0            |
| 14  | B     | 3007 | CLA  | 3       | 0            |
| 14  | A     | 811  | CLA  | 6       | 0            |

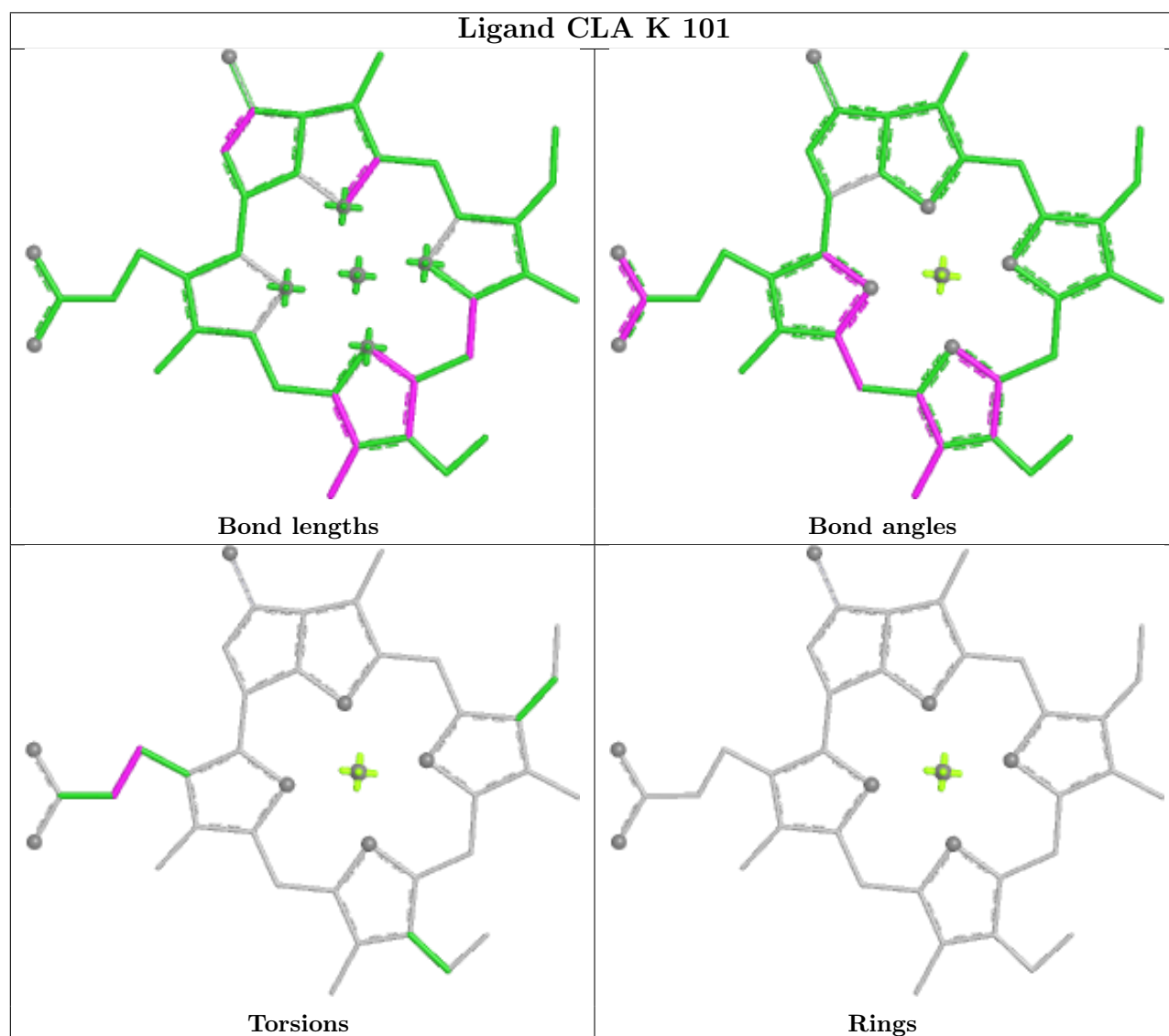
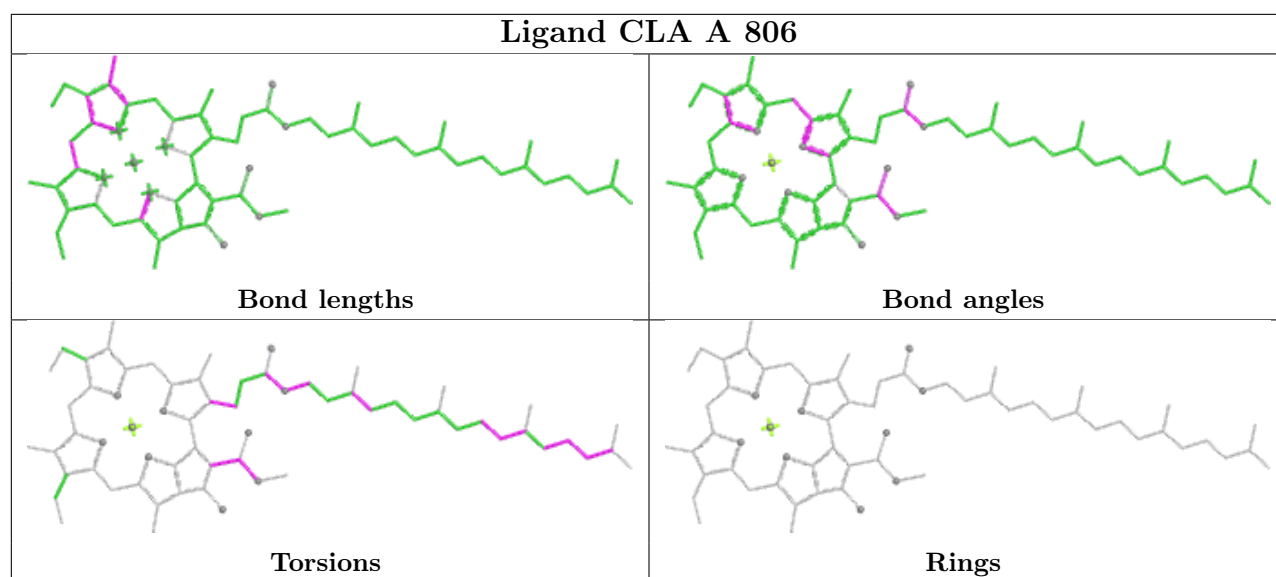
*Continued on next page...*

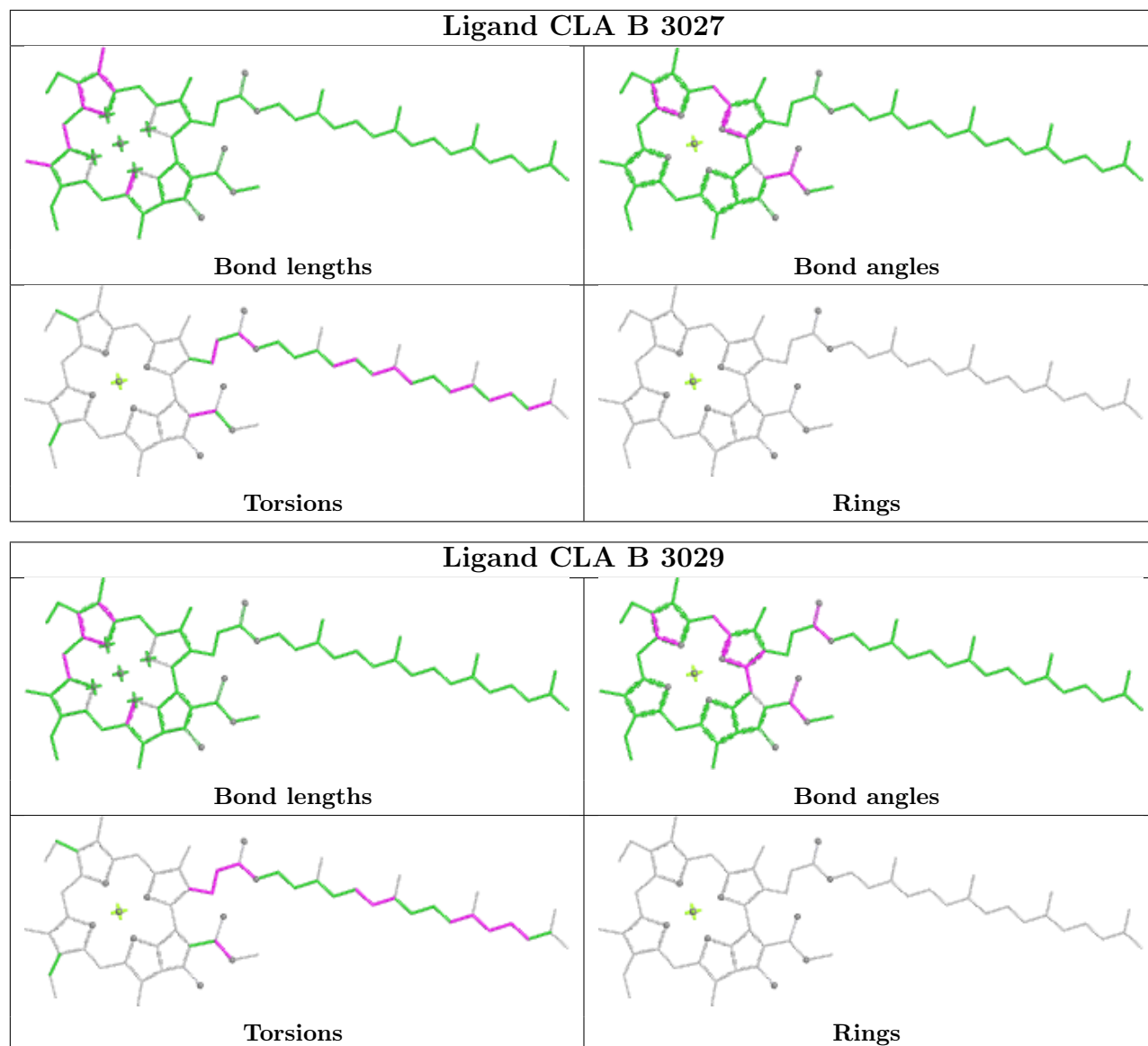
*Continued from previous page...*

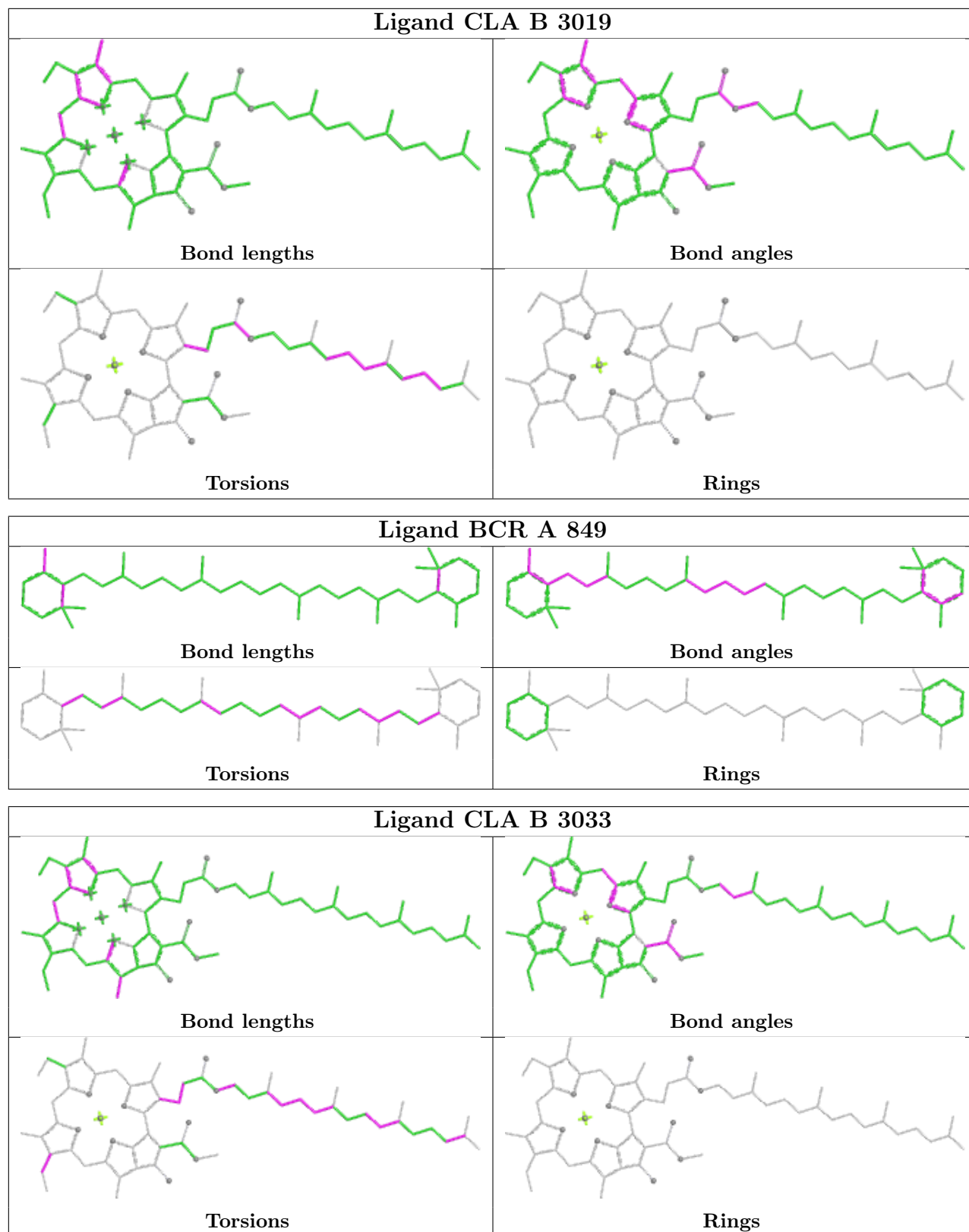
| Mol | Chain | Res  | Type | Clashes | Symm-Clashes |
|-----|-------|------|------|---------|--------------|
| 14  | A     | 829  | CLA  | 8       | 0            |
| 14  | B     | 3010 | CLA  | 7       | 0            |
| 16  | B     | 3045 | BCR  | 8       | 0            |
| 14  | A     | 821  | CLA  | 3       | 0            |
| 16  | L     | 209  | BCR  | 2       | 0            |
| 14  | B     | 3037 | CLA  | 2       | 0            |
| 16  | B     | 3046 | BCR  | 4       | 0            |
| 14  | A     | 830  | CLA  | 3       | 0            |
| 14  | A     | 832  | CLA  | 5       | 0            |
| 14  | B     | 3006 | CLA  | 2       | 0            |
| 15  | B     | 3043 | PQN  | 2       | 0            |
| 14  | A     | 826  | CLA  | 3       | 0            |
| 14  | A     | 843  | CLA  | 4       | 0            |
| 16  | B     | 3047 | BCR  | 4       | 0            |
| 14  | A     | 839  | CLA  | 1       | 0            |
| 14  | B     | 3005 | CLA  | 2       | 0            |
| 14  | A     | 813  | CLA  | 5       | 0            |
| 16  | A     | 851  | BCR  | 8       | 0            |
| 14  | B     | 3012 | CLA  | 1       | 0            |
| 14  | A     | 831  | CLA  | 5       | 0            |
| 22  | L     | 207  | DGD  | 2       | 0            |
| 14  | B     | 3008 | CLA  | 3       | 0            |
| 14  | A     | 809  | CLA  | 1       | 0            |
| 14  | A     | 818  | CLA  | 3       | 0            |
| 16  | B     | 3044 | BCR  | 1       | 0            |
| 14  | A     | 856  | CLA  | 5       | 0            |
| 14  | A     | 812  | CLA  | 4       | 0            |
| 14  | A     | 810  | CLA  | 1       | 0            |
| 14  | B     | 3034 | CLA  | 3       | 0            |
| 14  | B     | 3018 | CLA  | 6       | 0            |
| 14  | J     | 102  | CLA  | 1       | 0            |
| 14  | A     | 807  | CLA  | 1       | 0            |
| 19  | C     | 101  | SF4  | 1       | 0            |
| 14  | B     | 3015 | CLA  | 1       | 0            |
| 14  | B     | 3028 | CLA  | 3       | 0            |
| 16  | A     | 847  | BCR  | 7       | 0            |
| 18  | A     | 853  | LHG  | 3       | 0            |
| 14  | B     | 3022 | CLA  | 1       | 0            |
| 14  | B     | 3038 | CLA  | 1       | 0            |
| 14  | F     | 202  | CLA  | 9       | 0            |
| 14  | B     | 3016 | CLA  | 2       | 0            |
| 14  | B     | 3014 | CLA  | 4       | 0            |

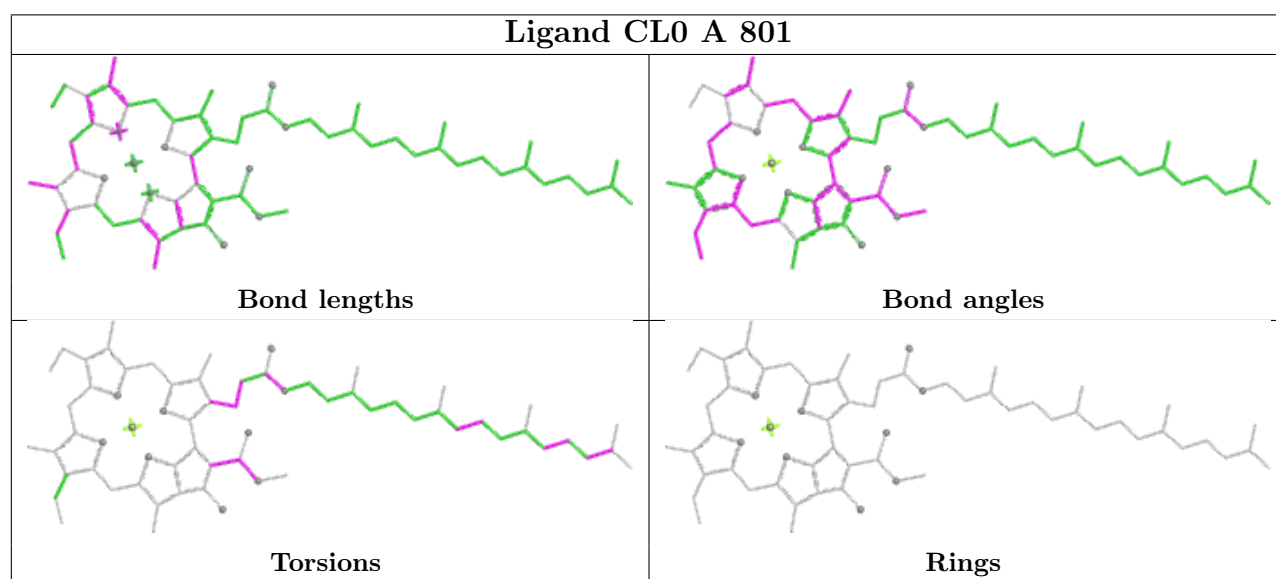
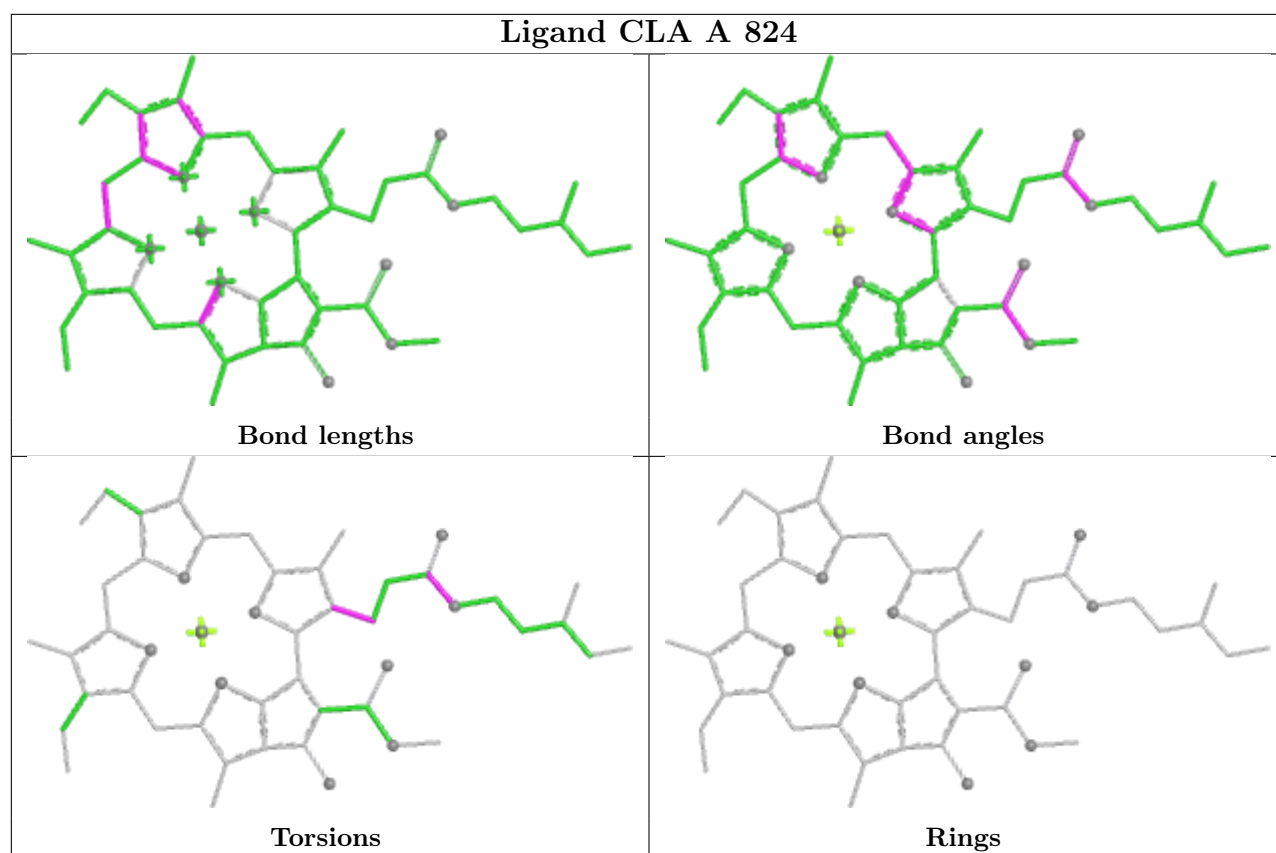
The following is a two-dimensional graphical depiction of Mogul quality analysis of bond lengths, bond angles, torsion angles, and ring geometry for all instances of the Ligand of Interest. In addition, ligands with molecular weight > 250 and outliers as shown on the validation Tables will also be included. For torsion angles, if less than 5% of the Mogul distribution of torsion angles is within 10 degrees of the torsion angle in question, then that torsion angle is considered an outlier. Any bond that is central to one or more torsion angles identified as an outlier by Mogul will be highlighted in the graph. For rings, the root-mean-square deviation (RMSD) between the ring in question and similar rings identified by Mogul is calculated over all ring torsion angles. If the average RMSD is greater than 60 degrees and the minimal RMSD between the ring in question and any Mogul-identified rings is also greater than 60 degrees, then that ring is considered an outlier. The outliers are highlighted in purple. The color gray indicates Mogul did not find sufficient equivalents in the CSD to analyse the geometry.

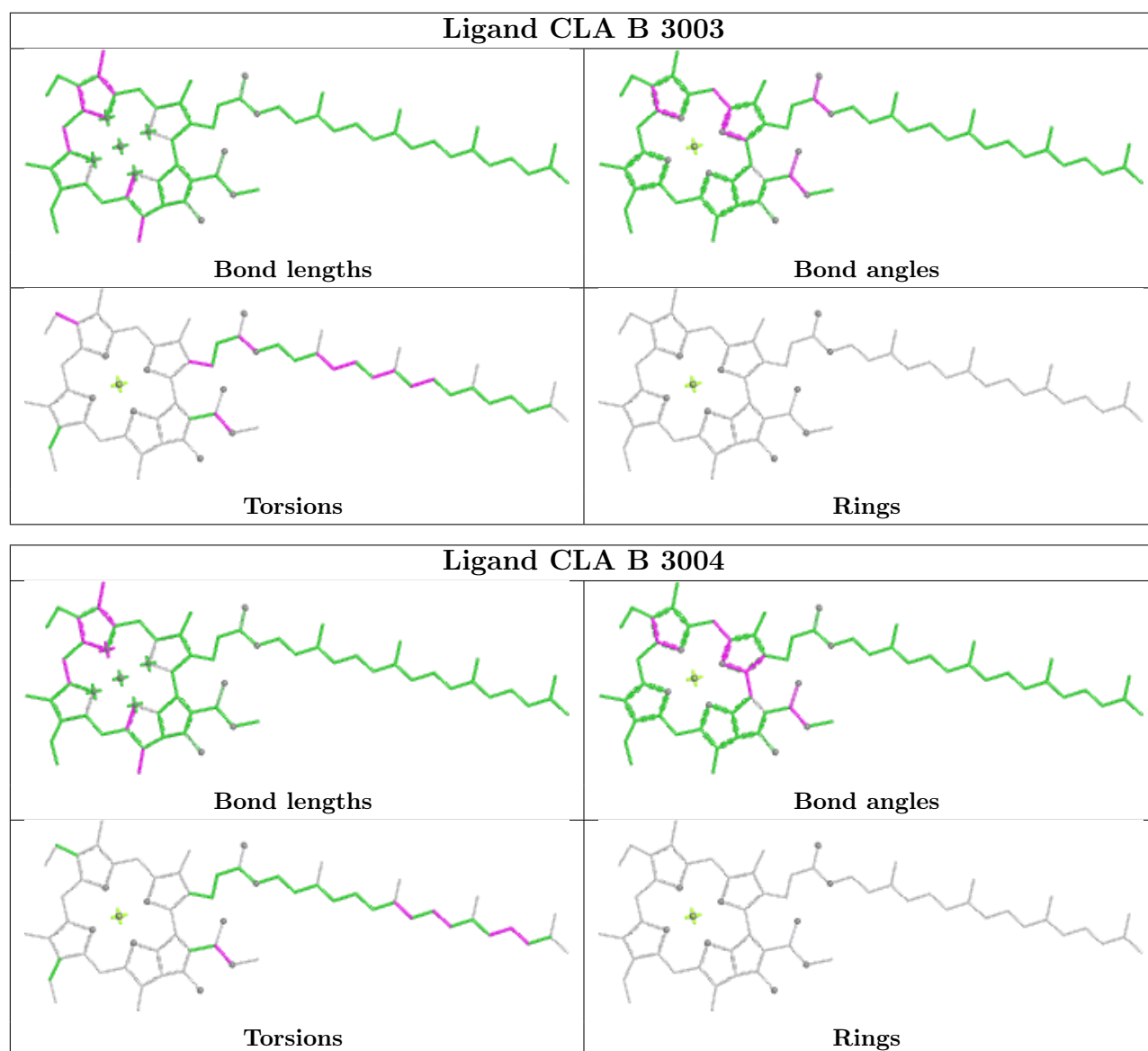


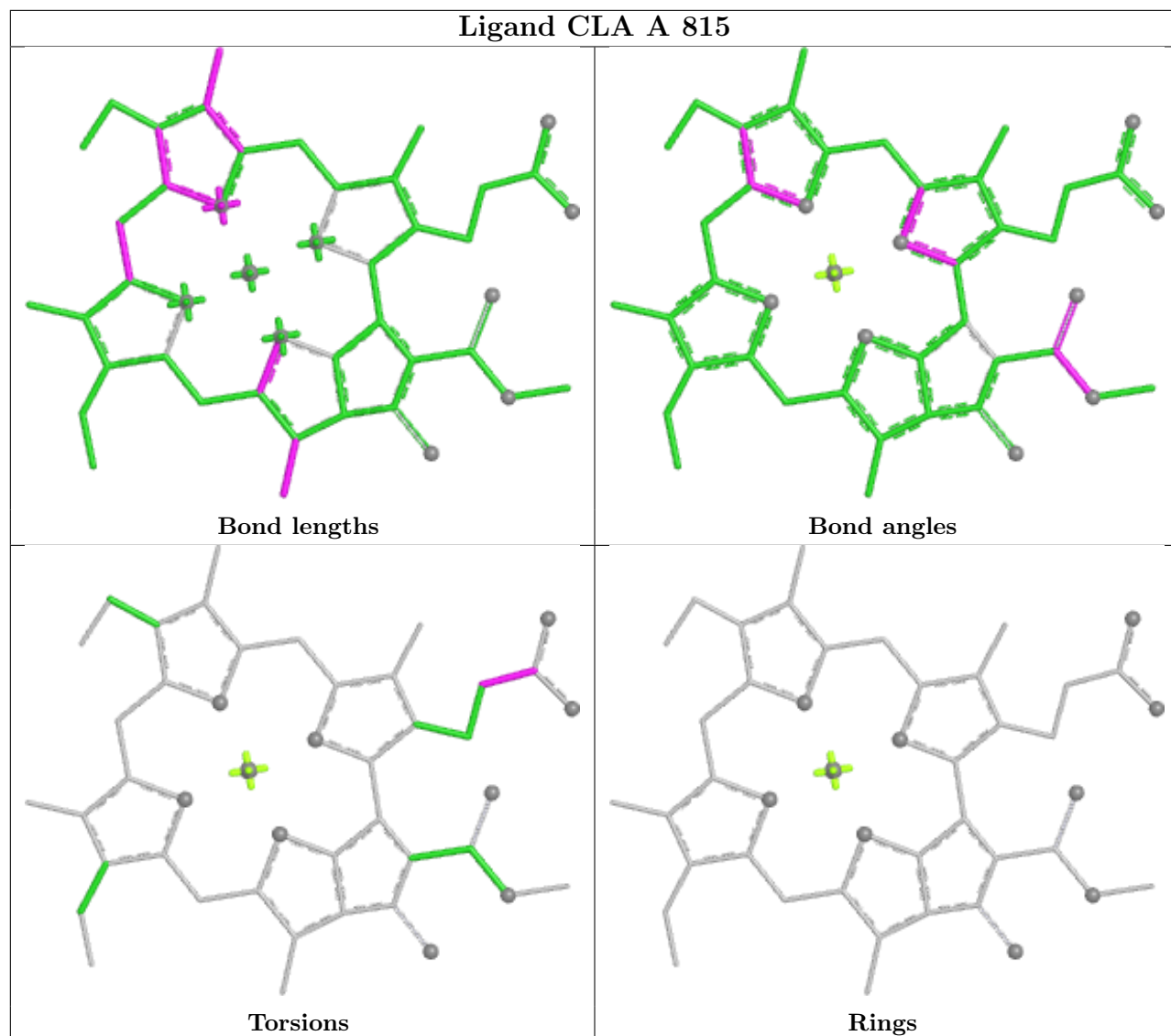


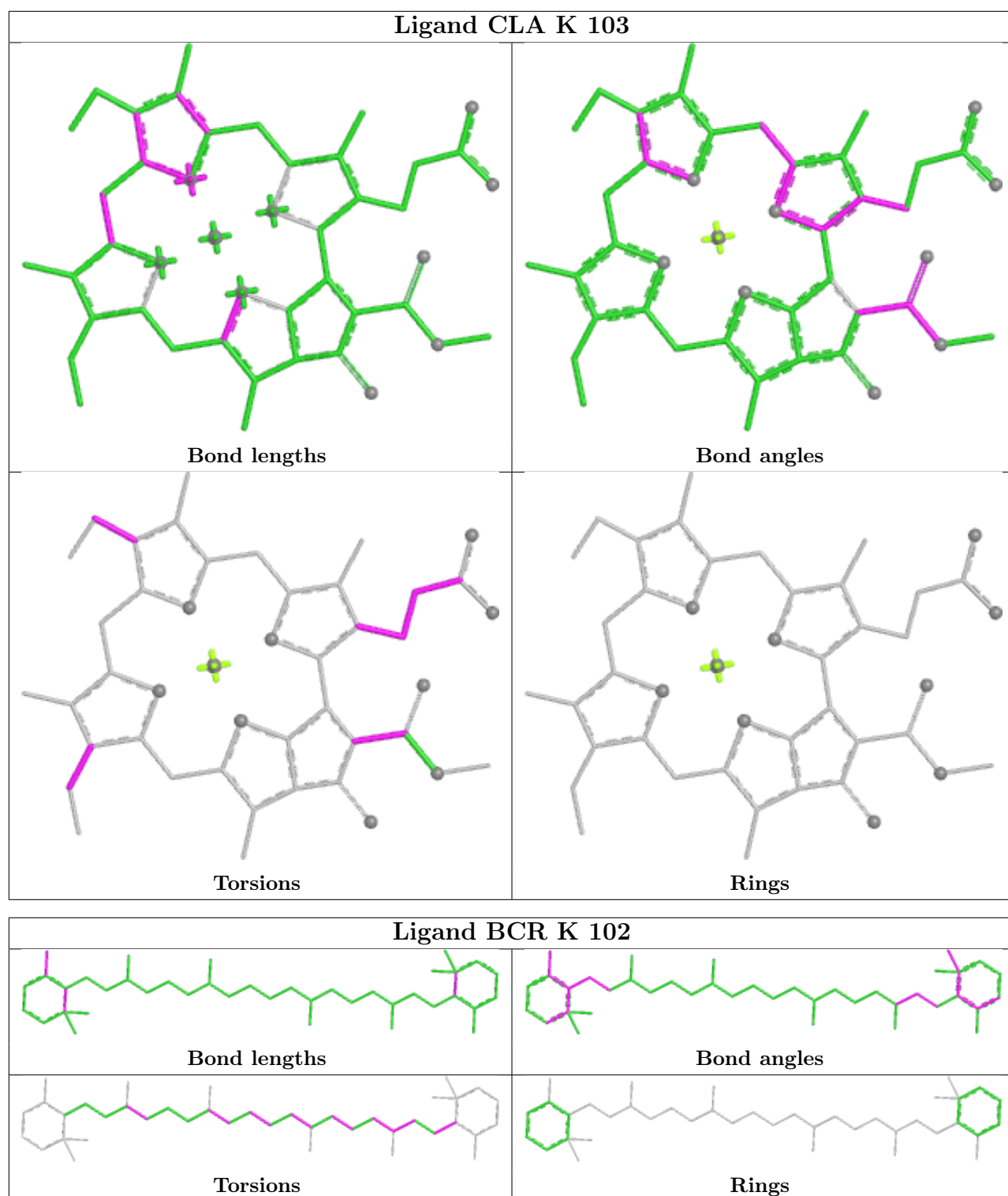


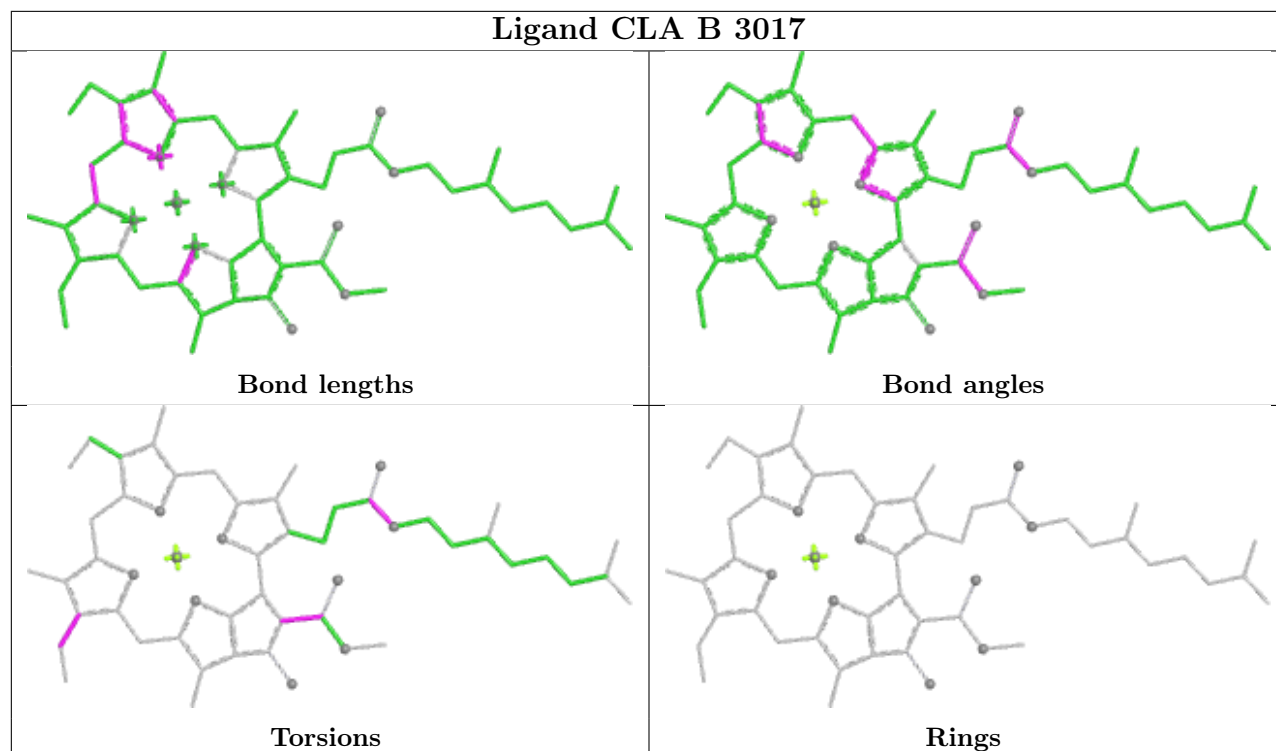


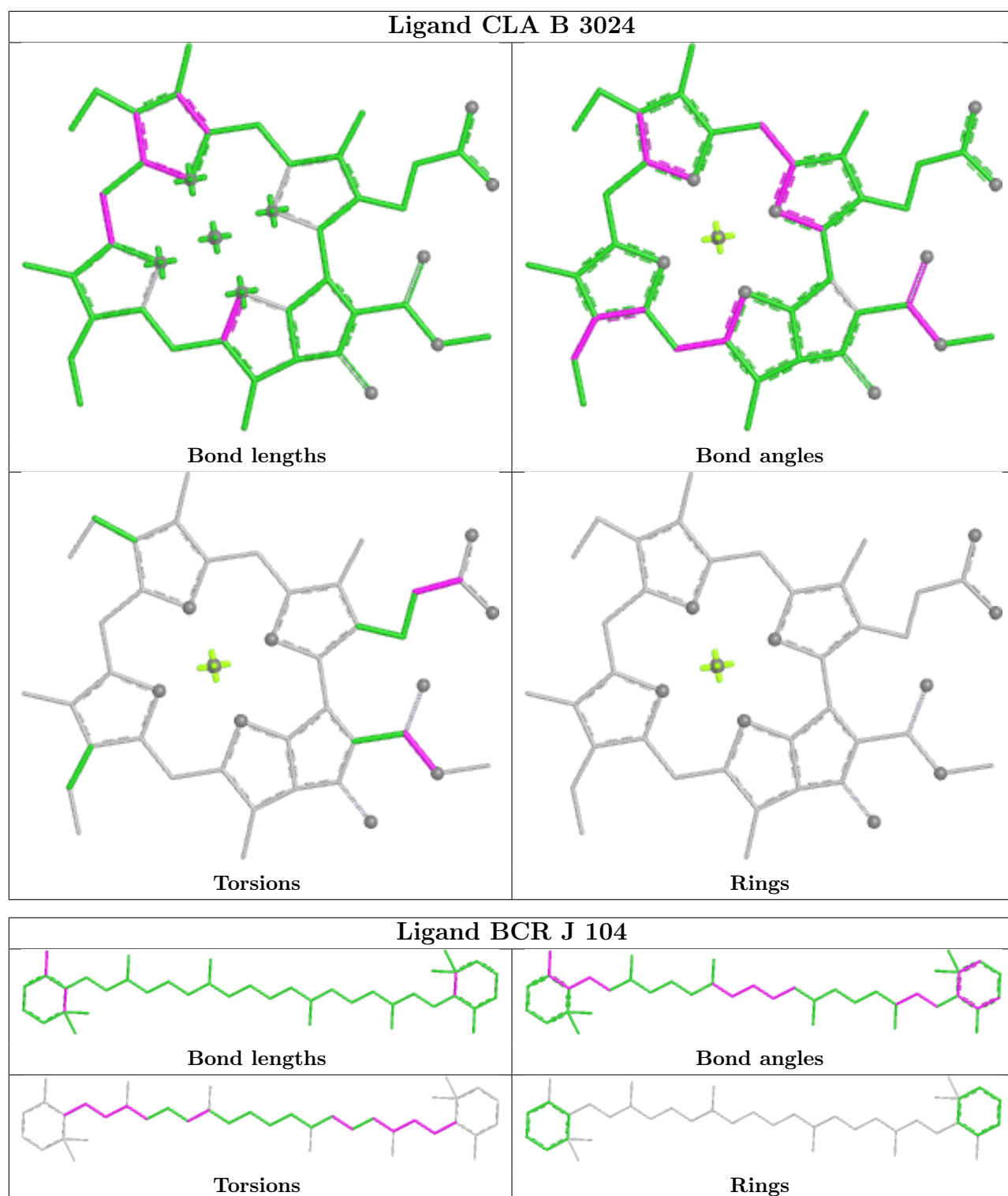


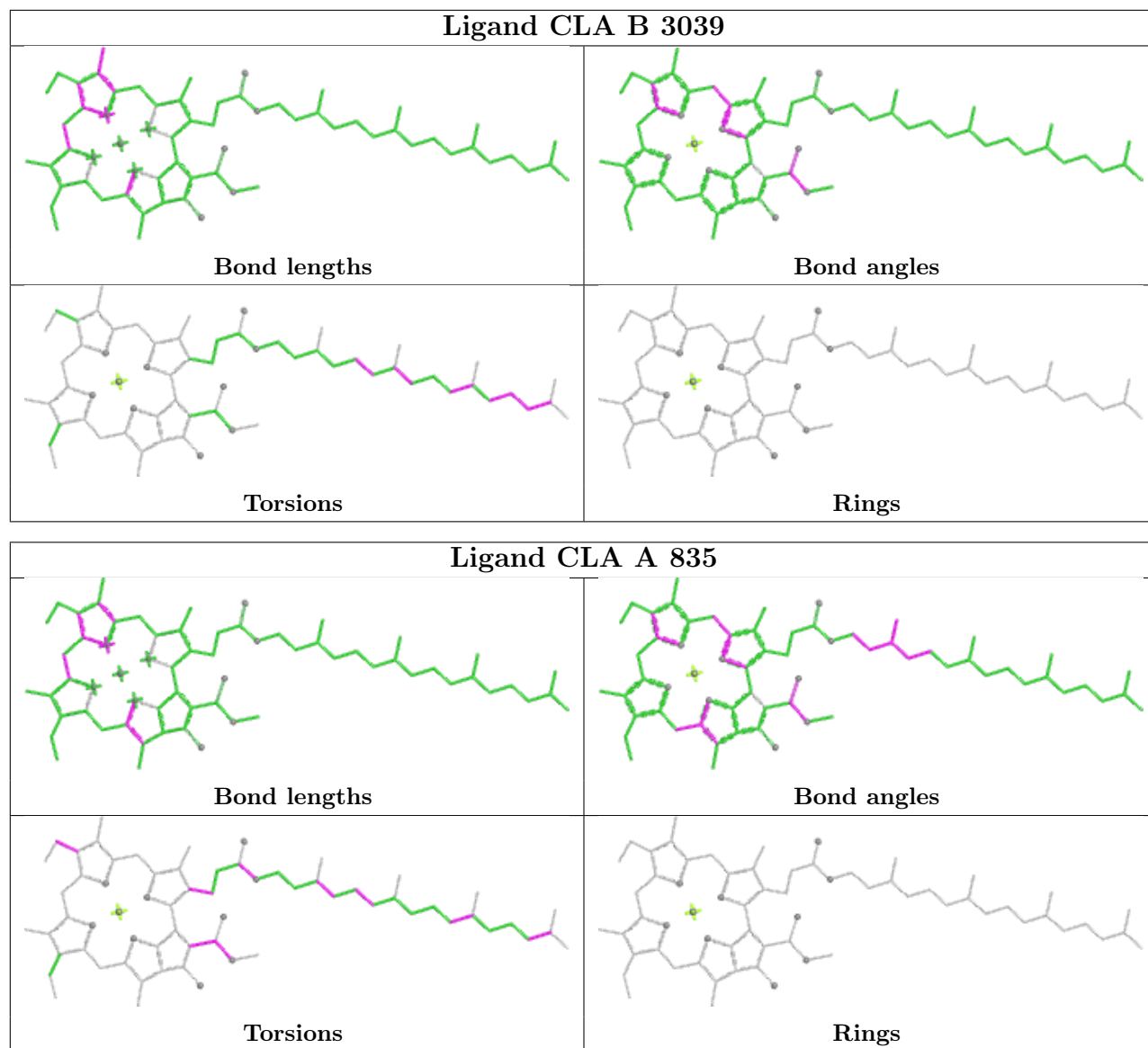


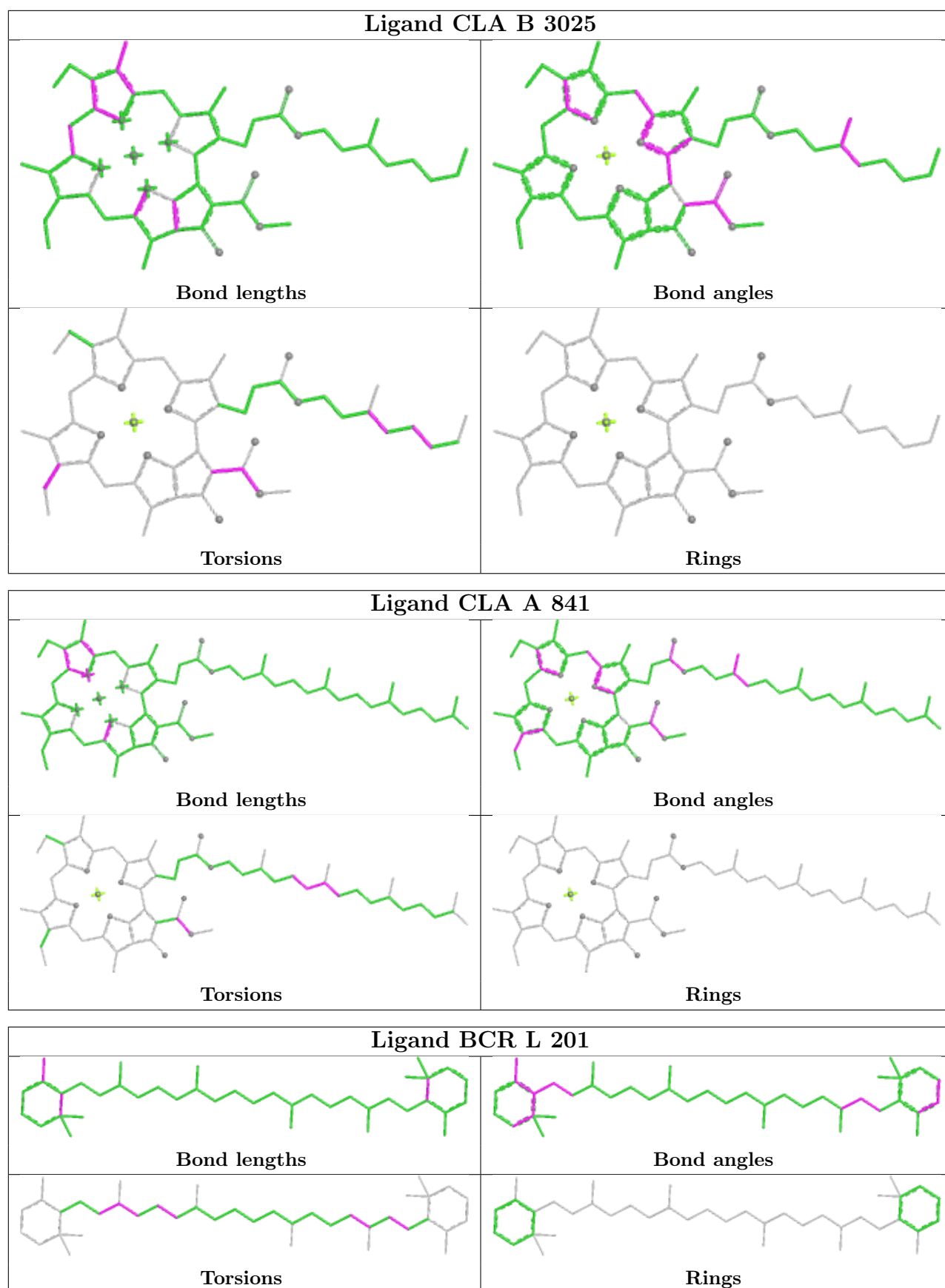


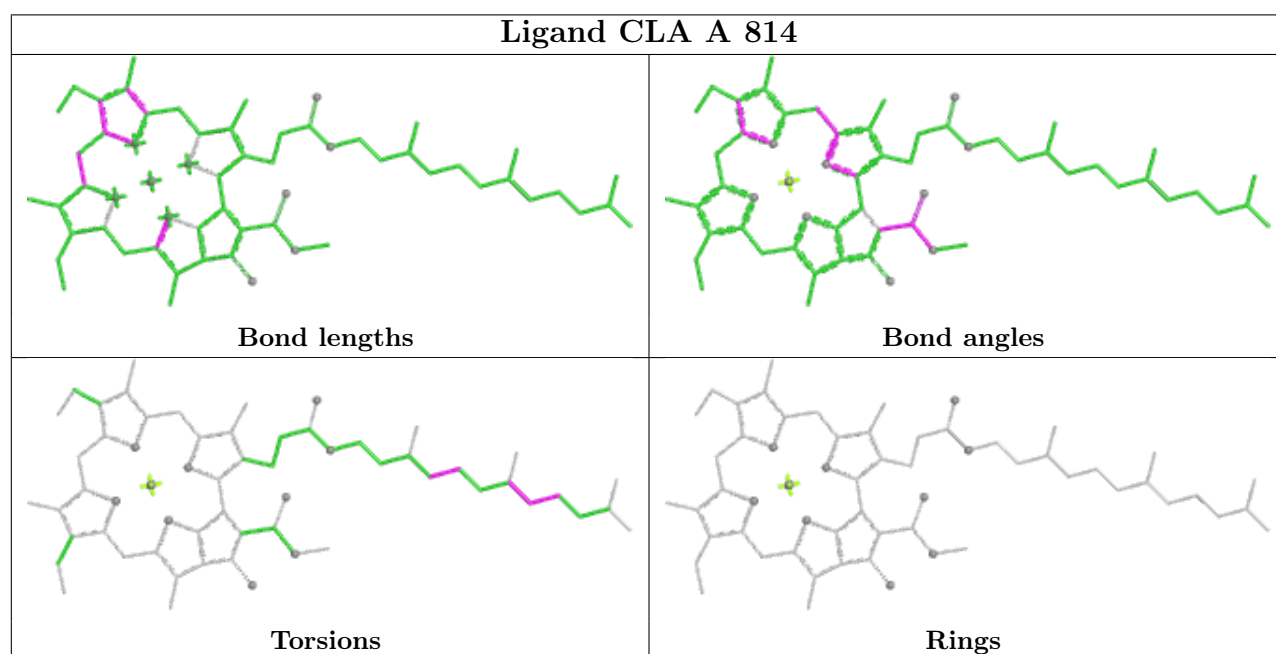
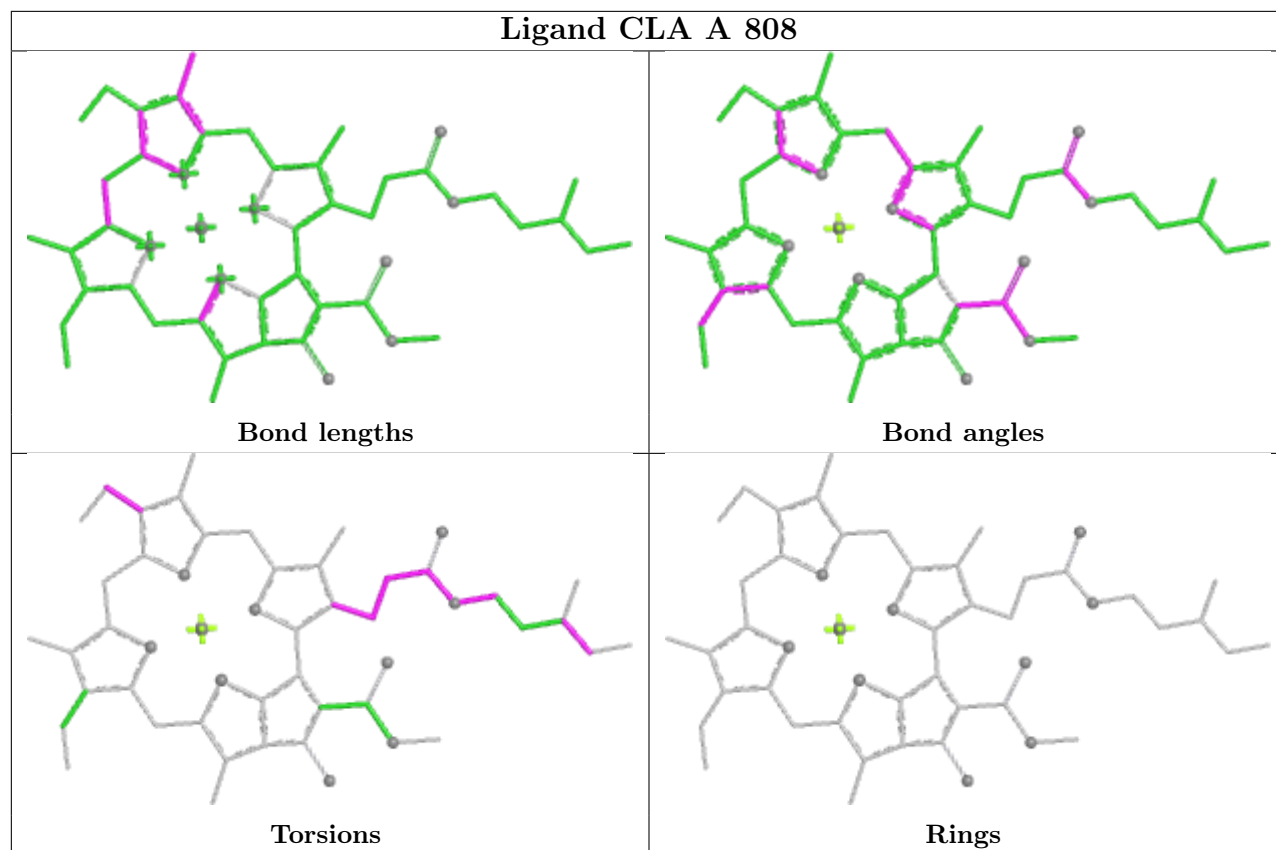


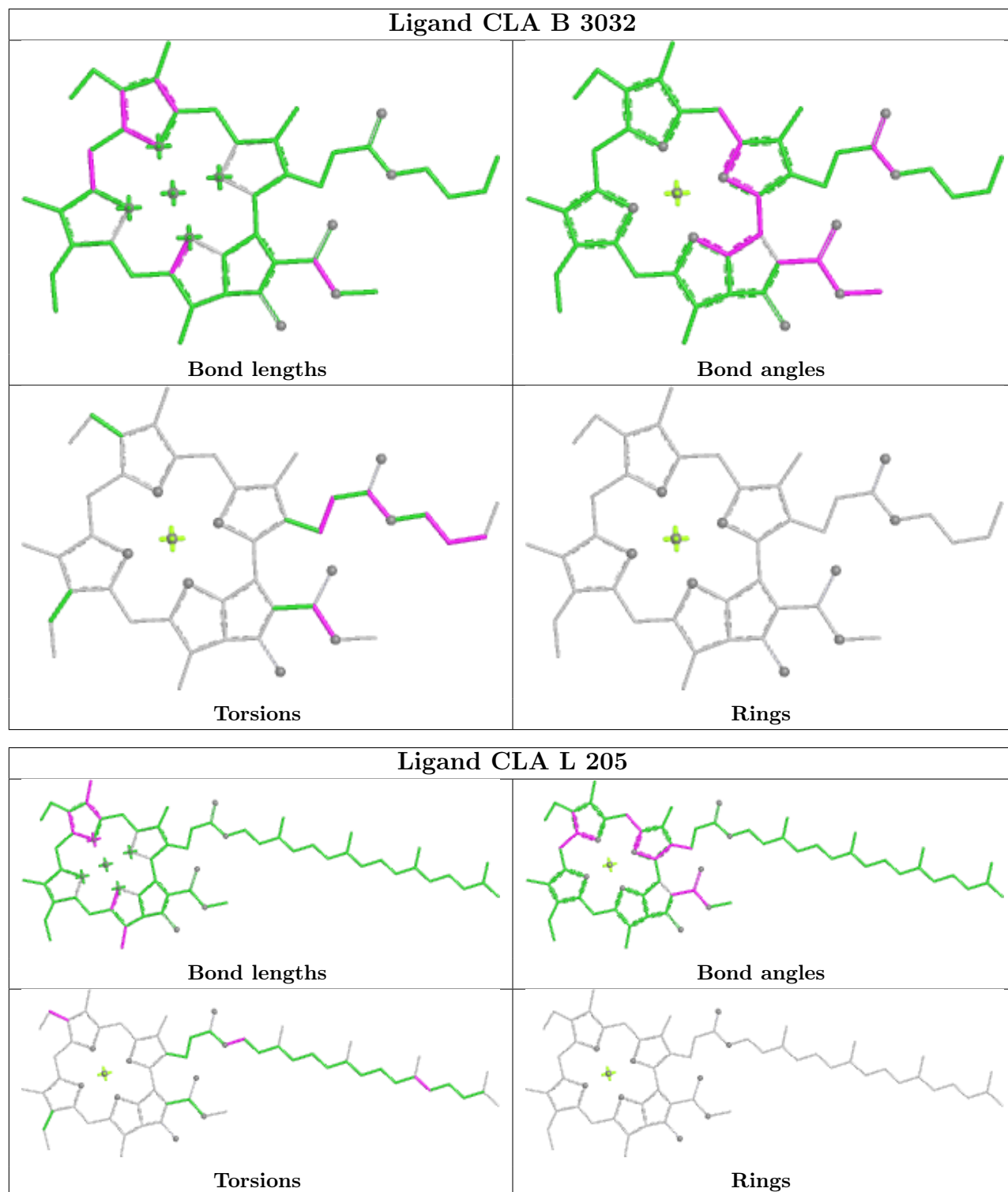


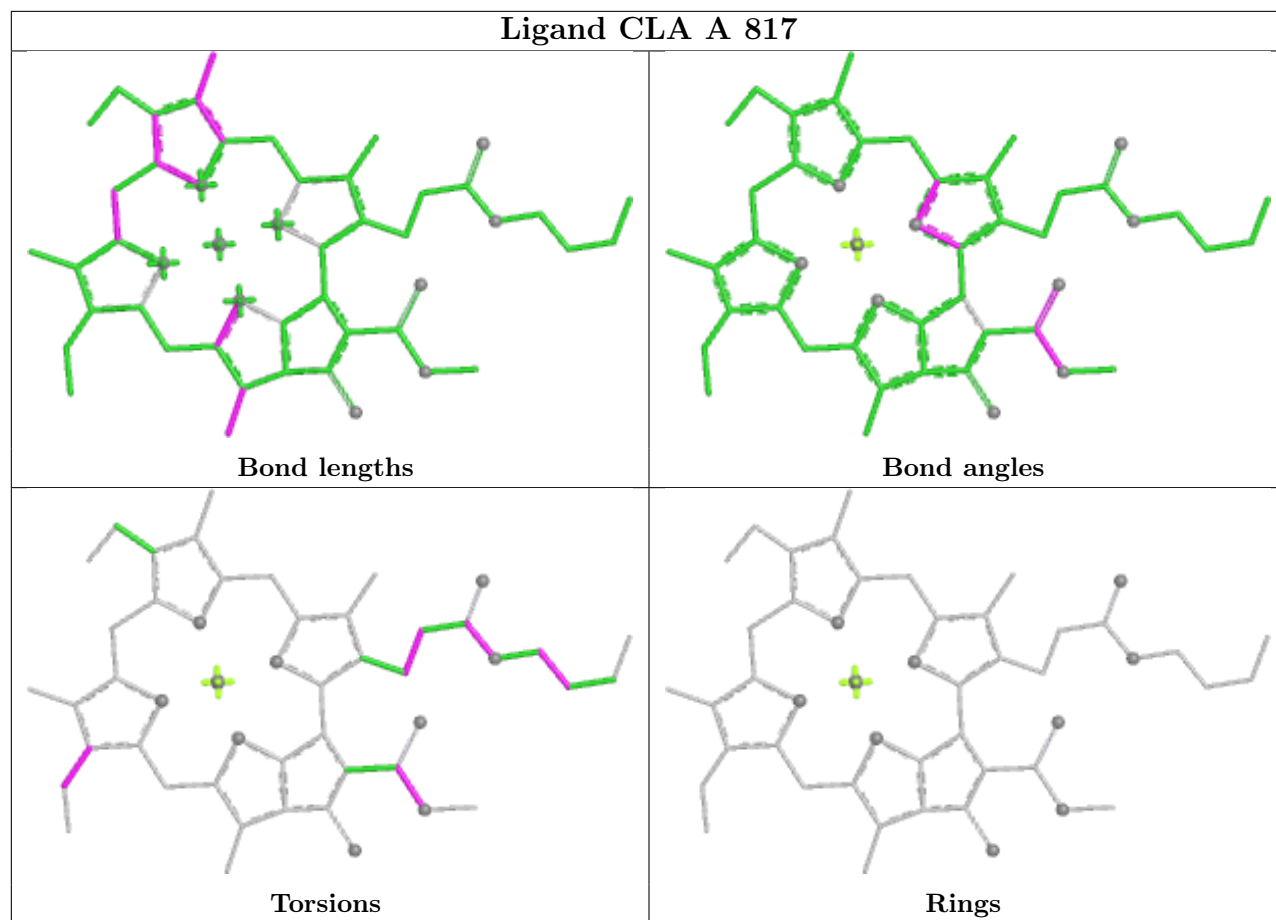


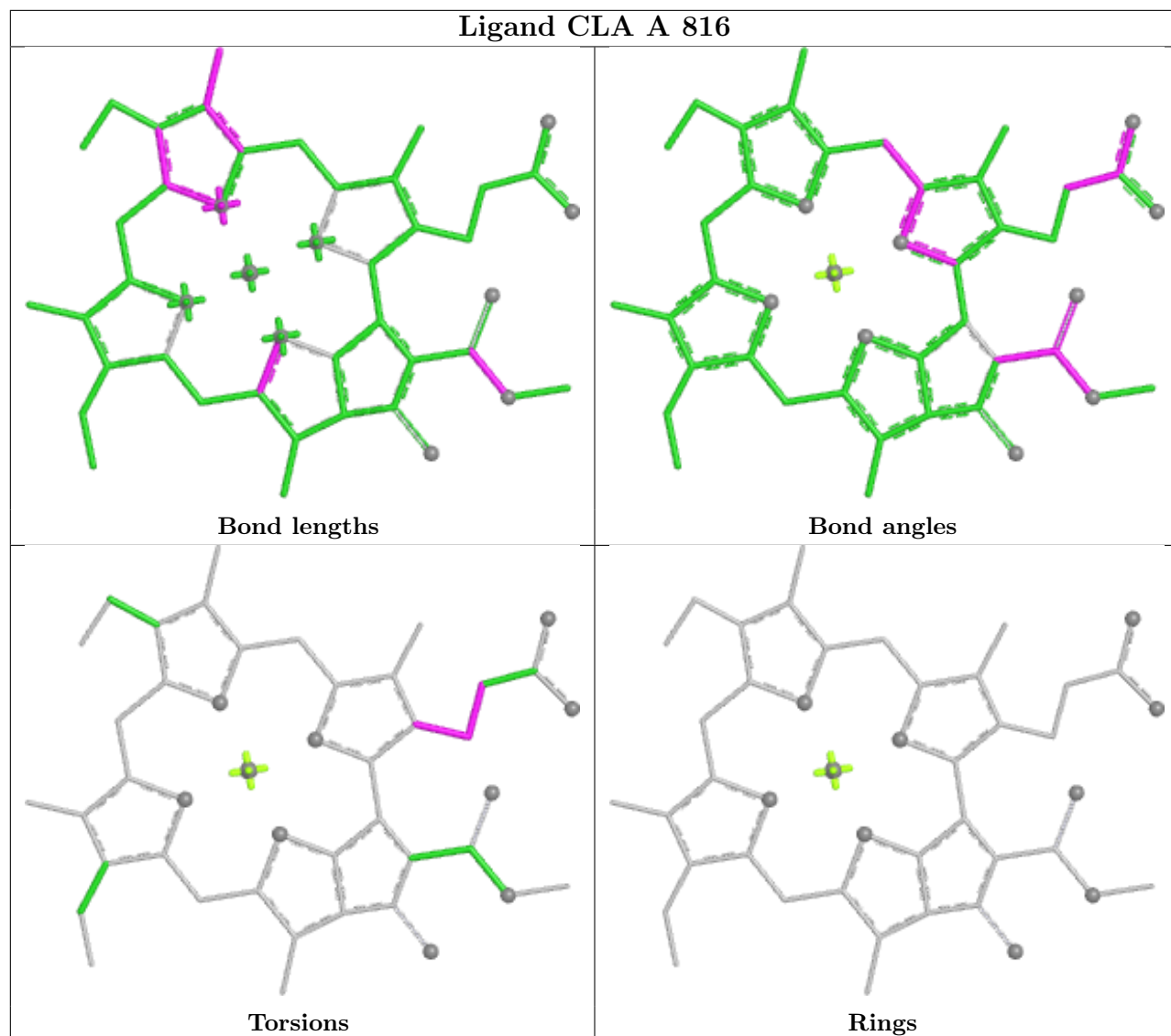


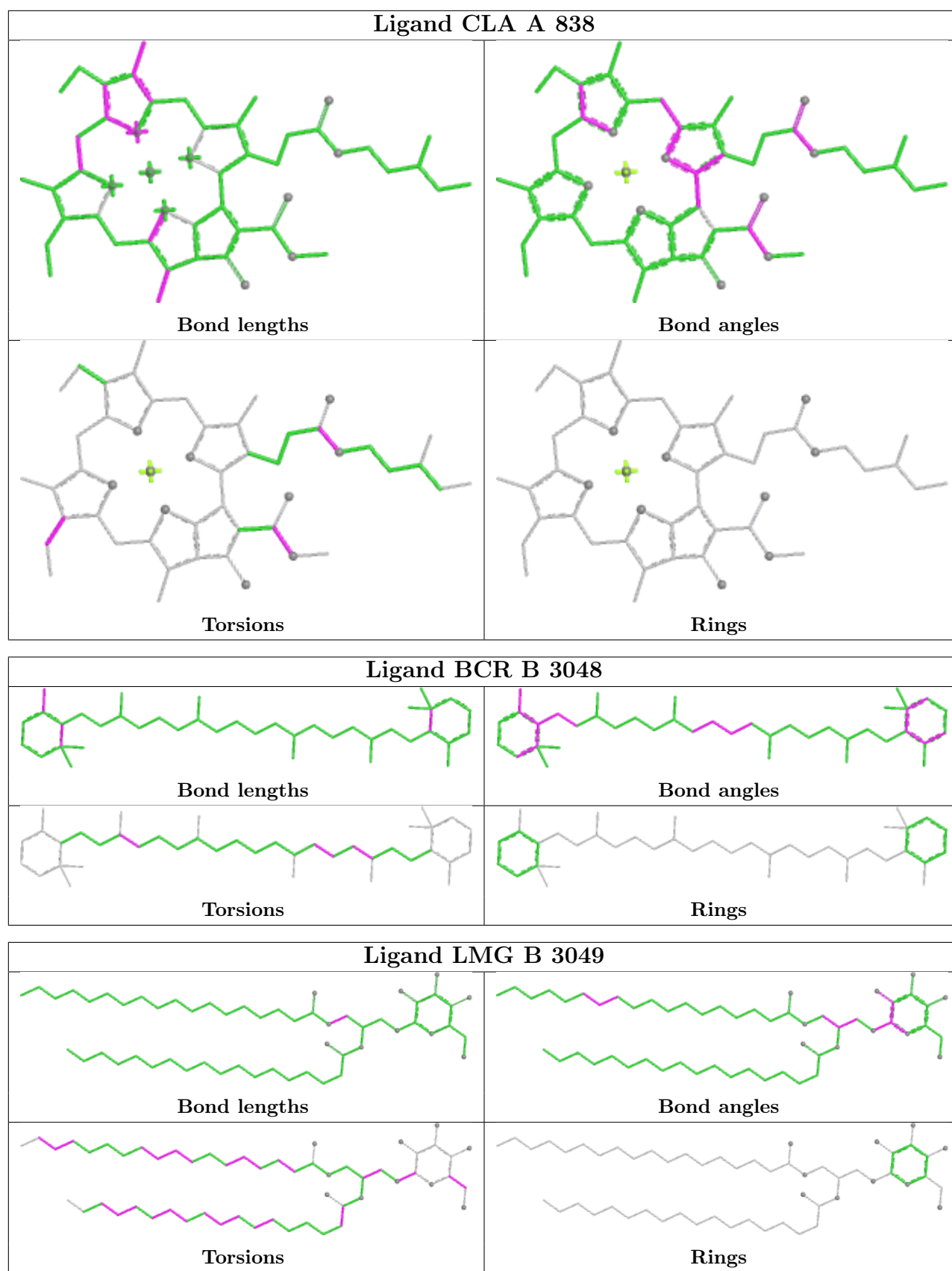


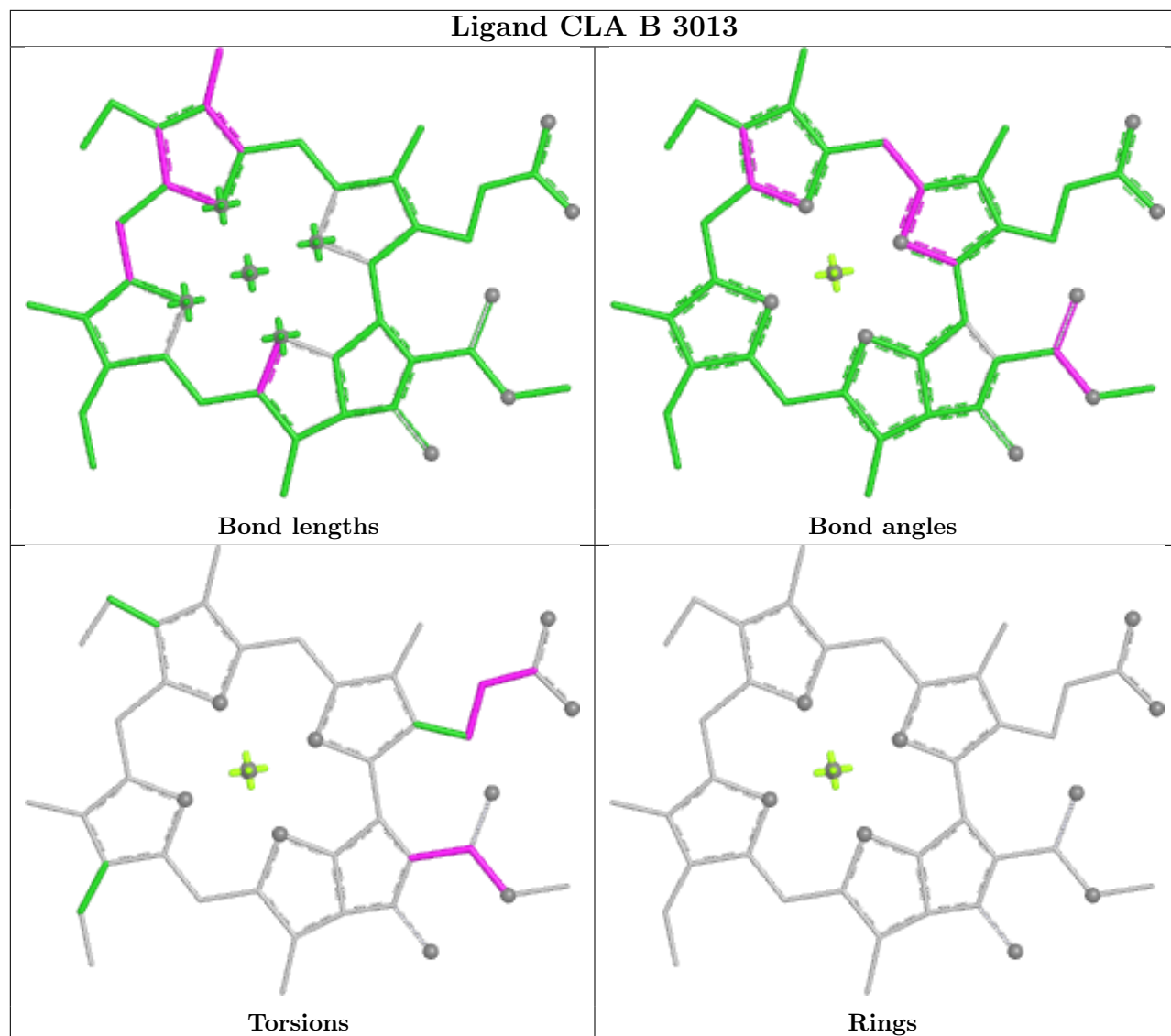


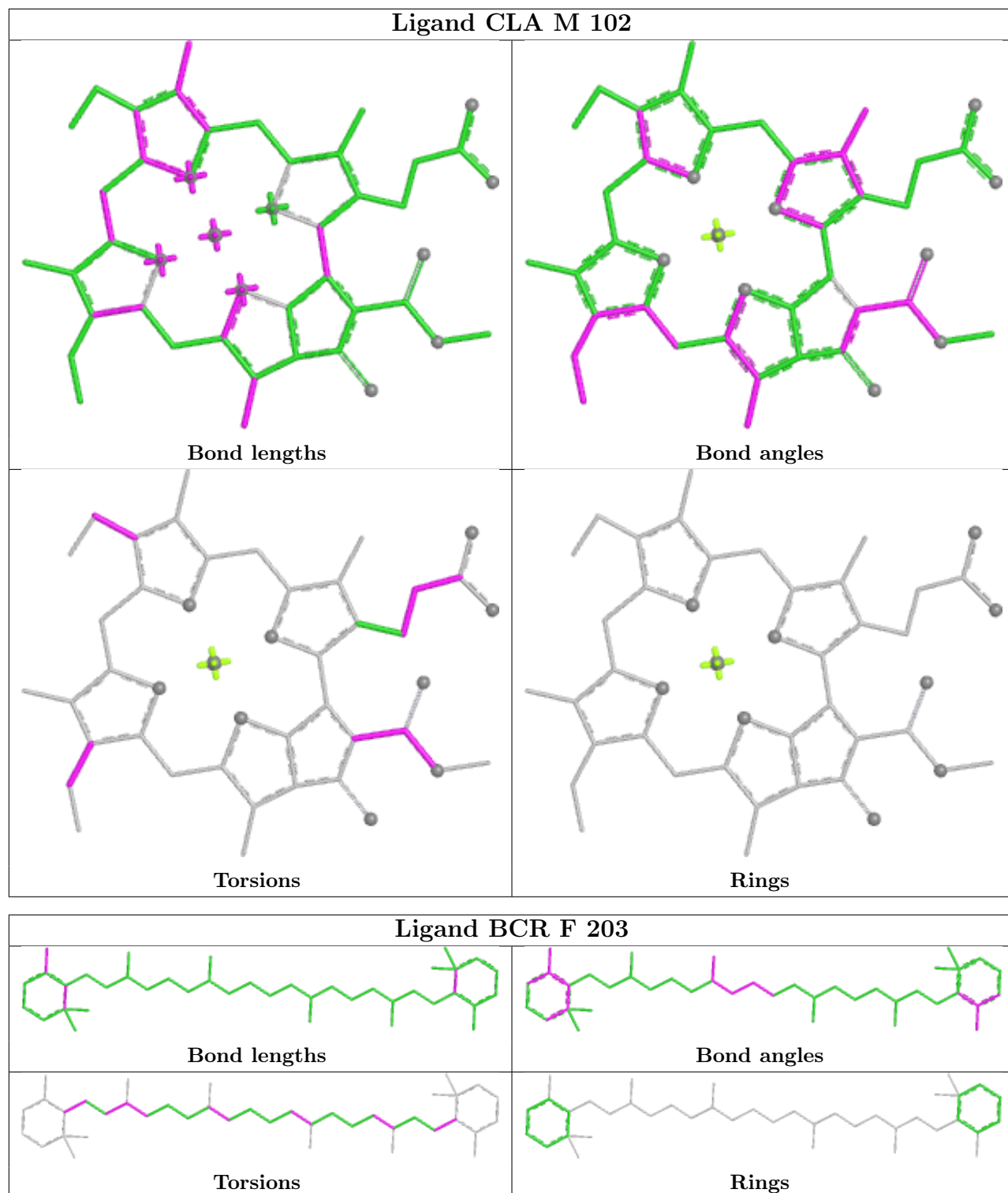


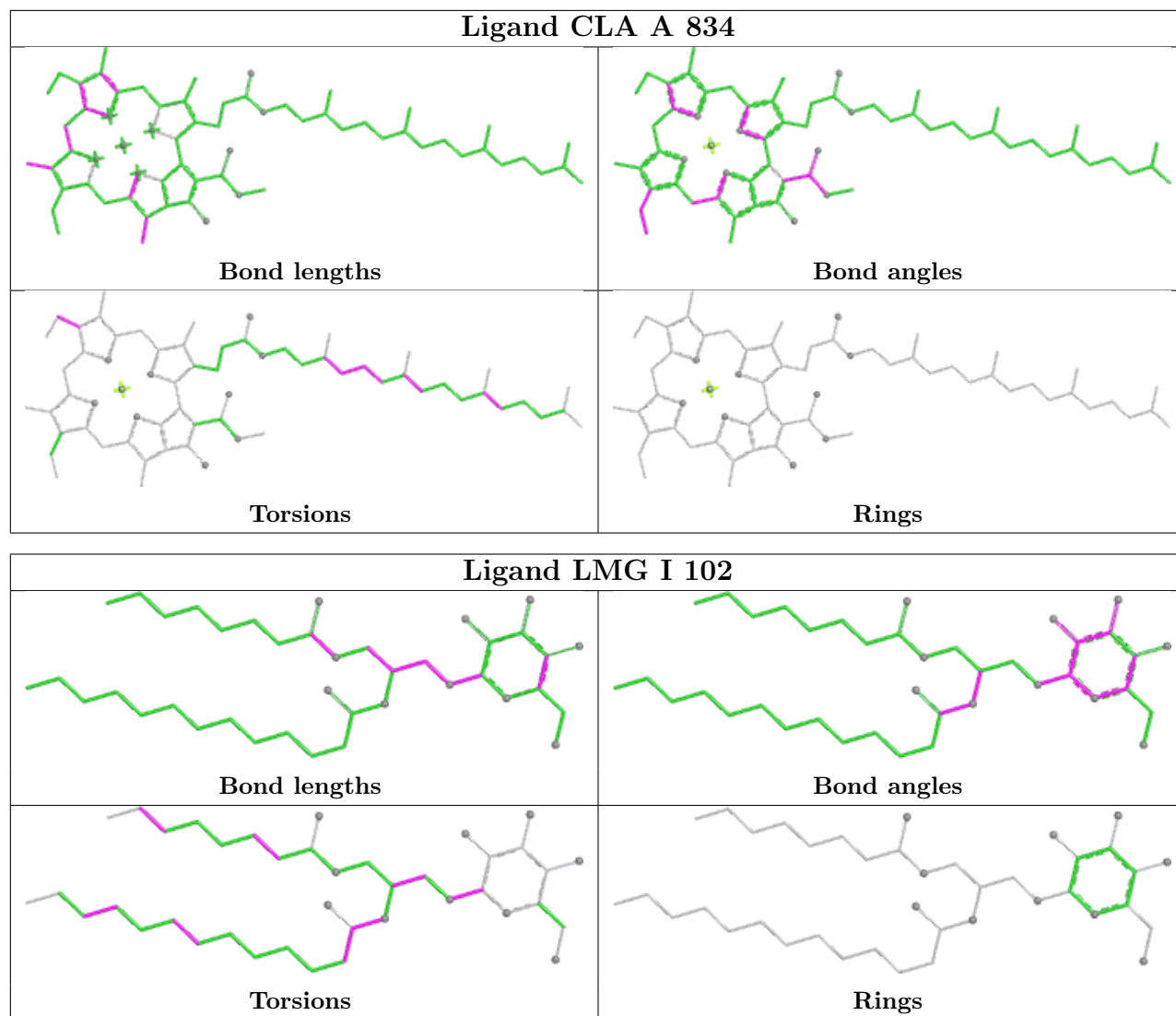


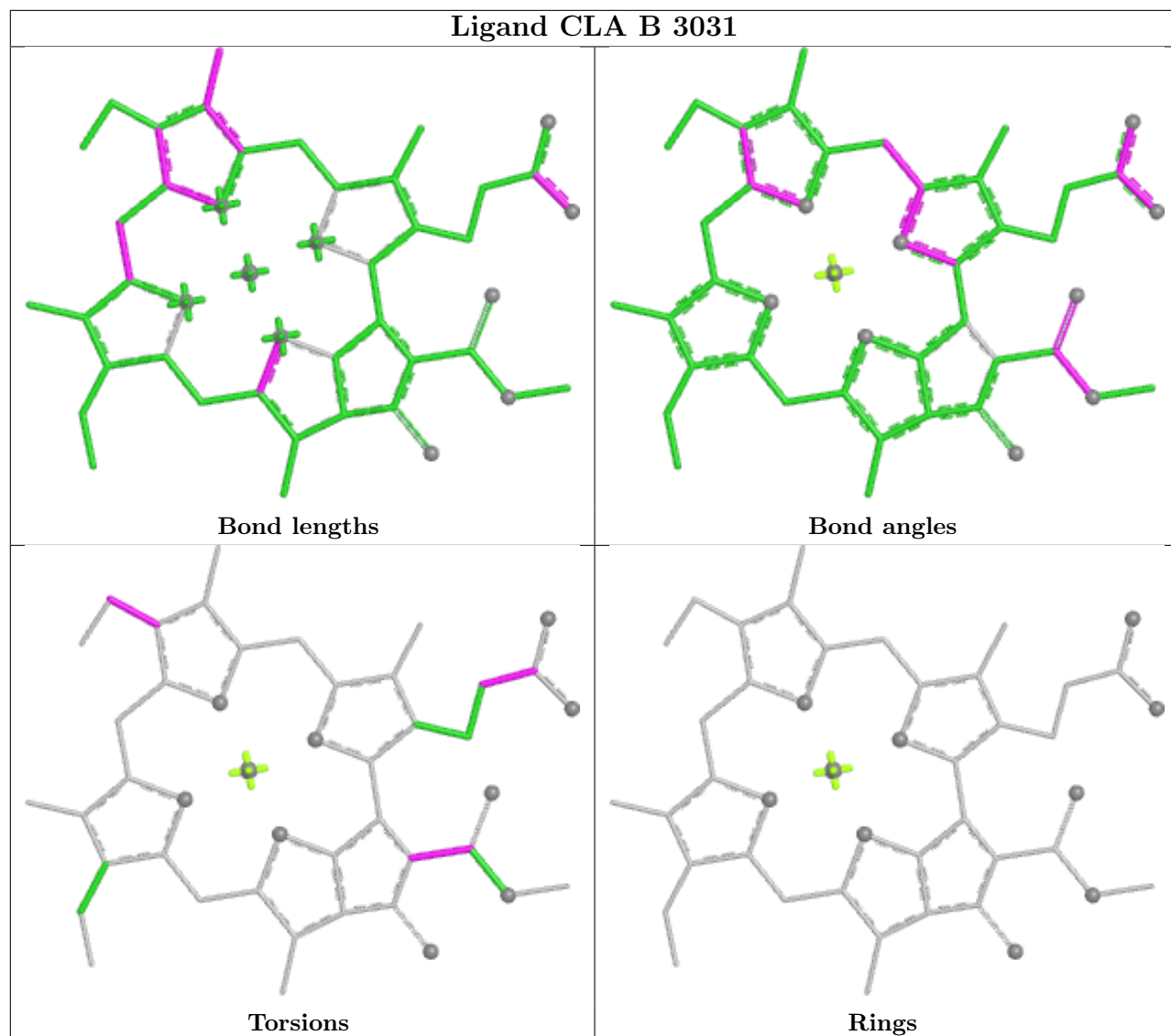


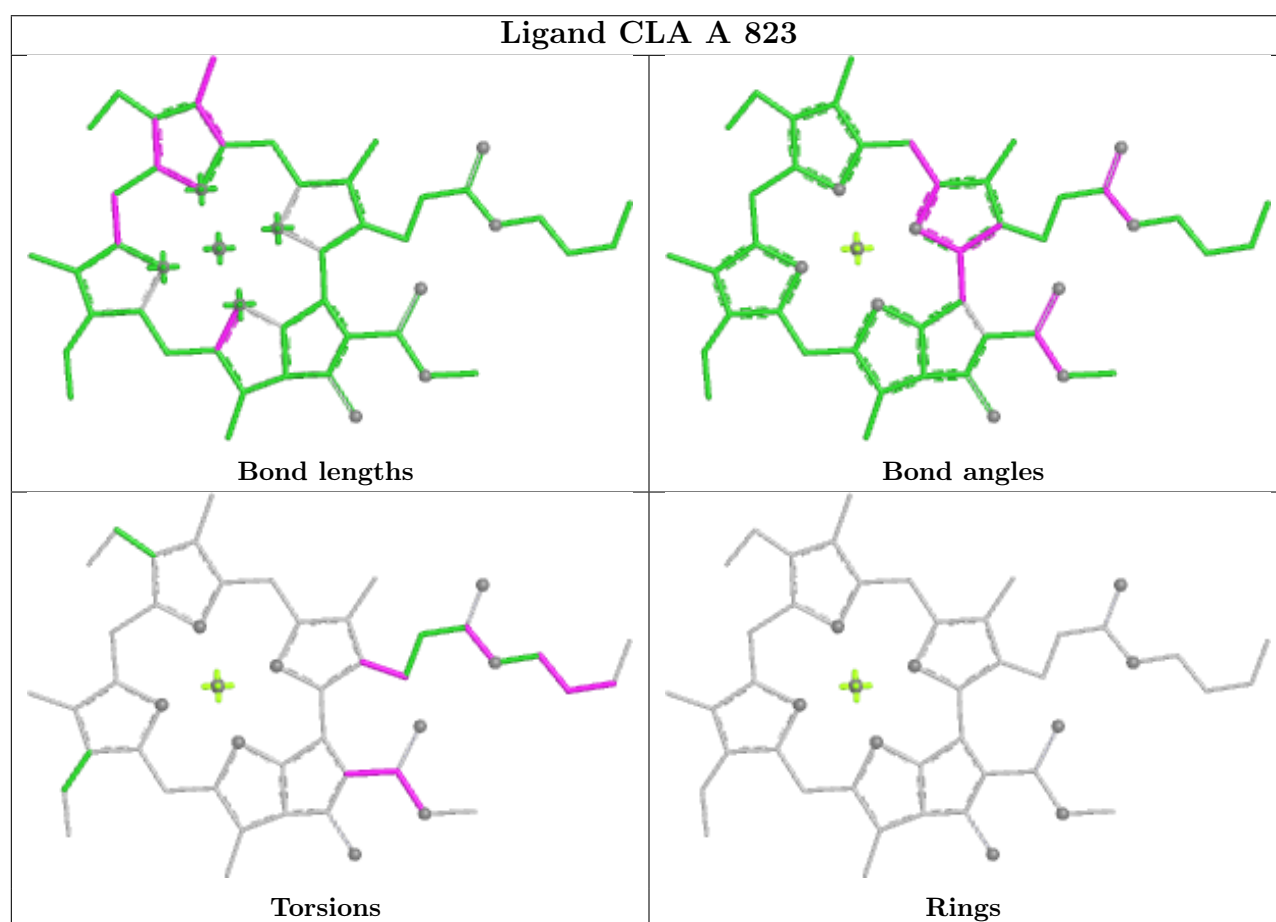
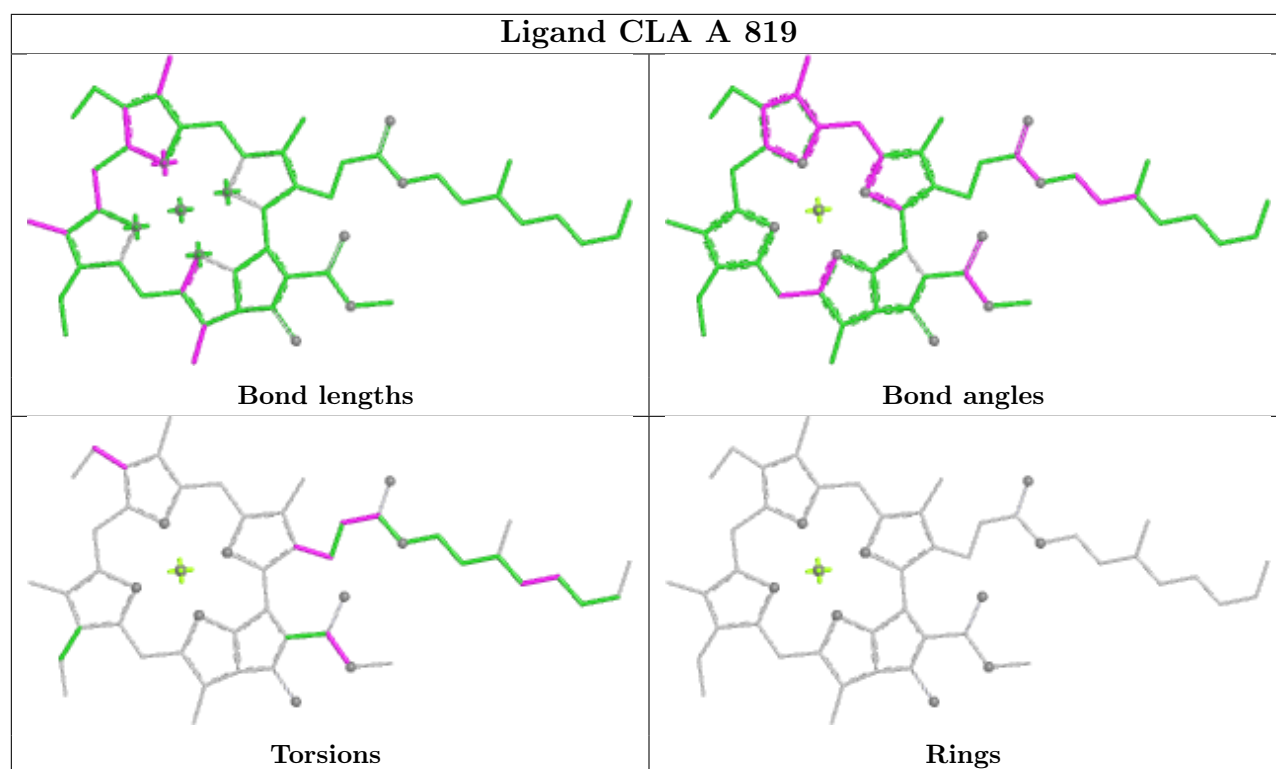


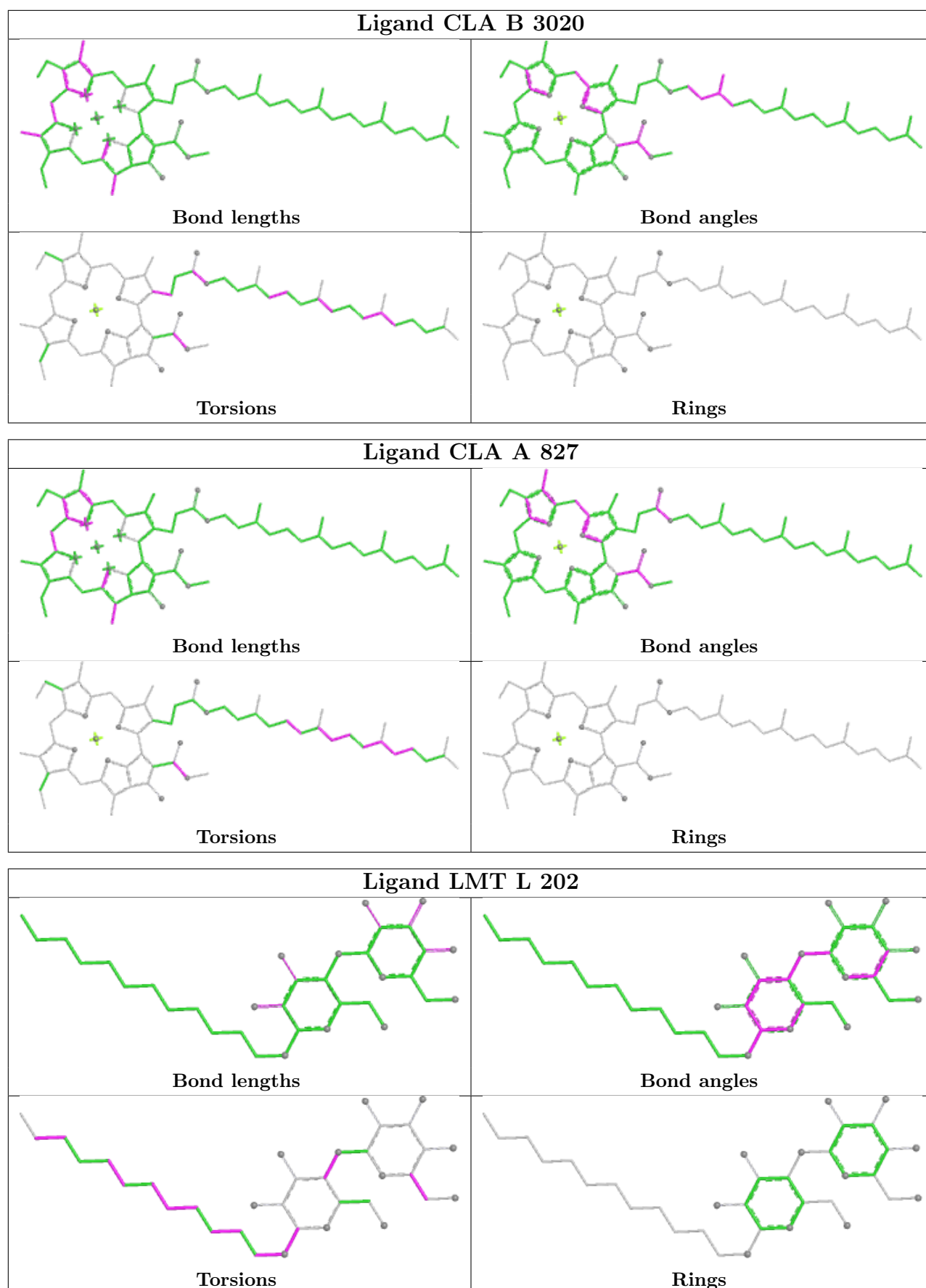


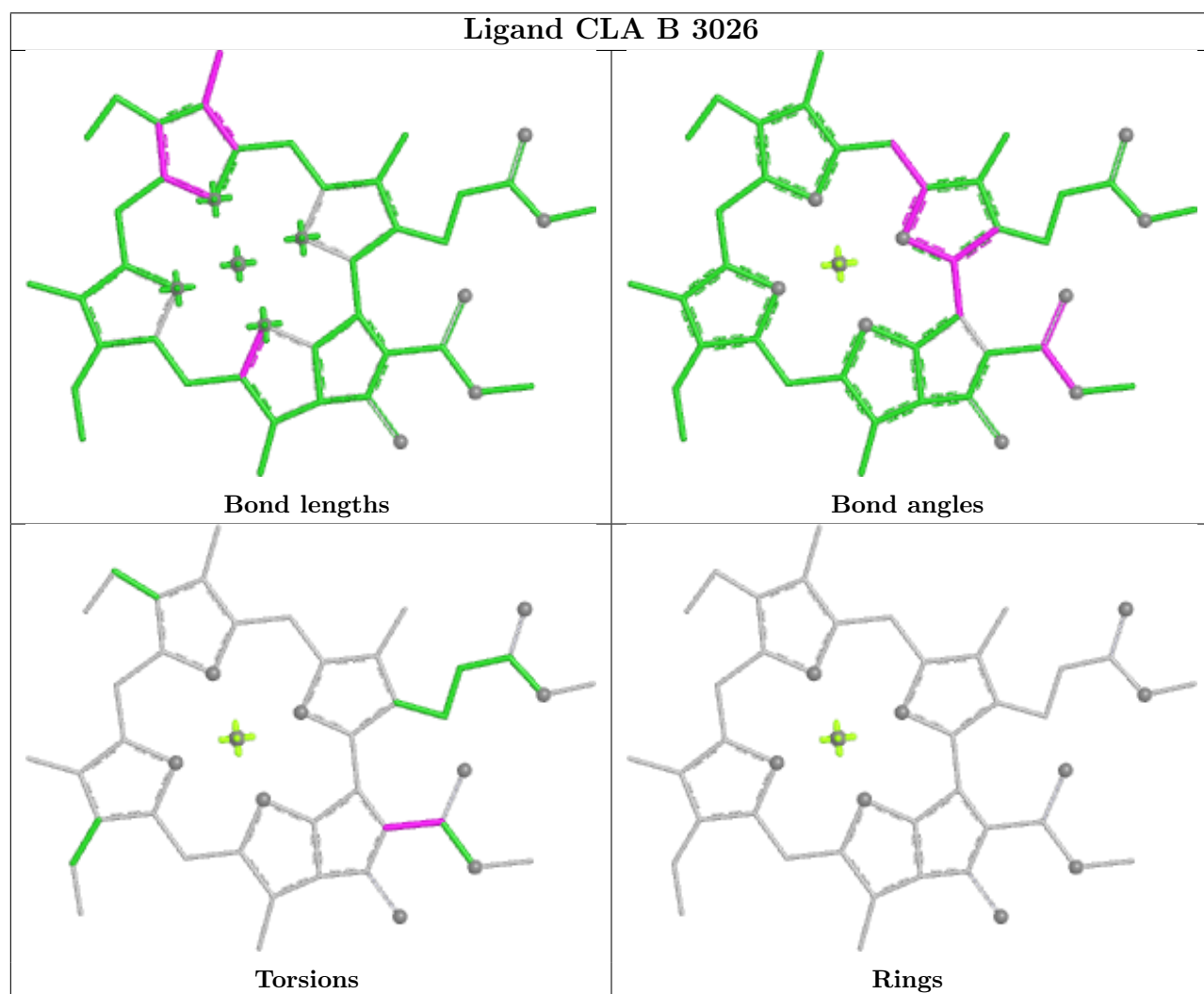
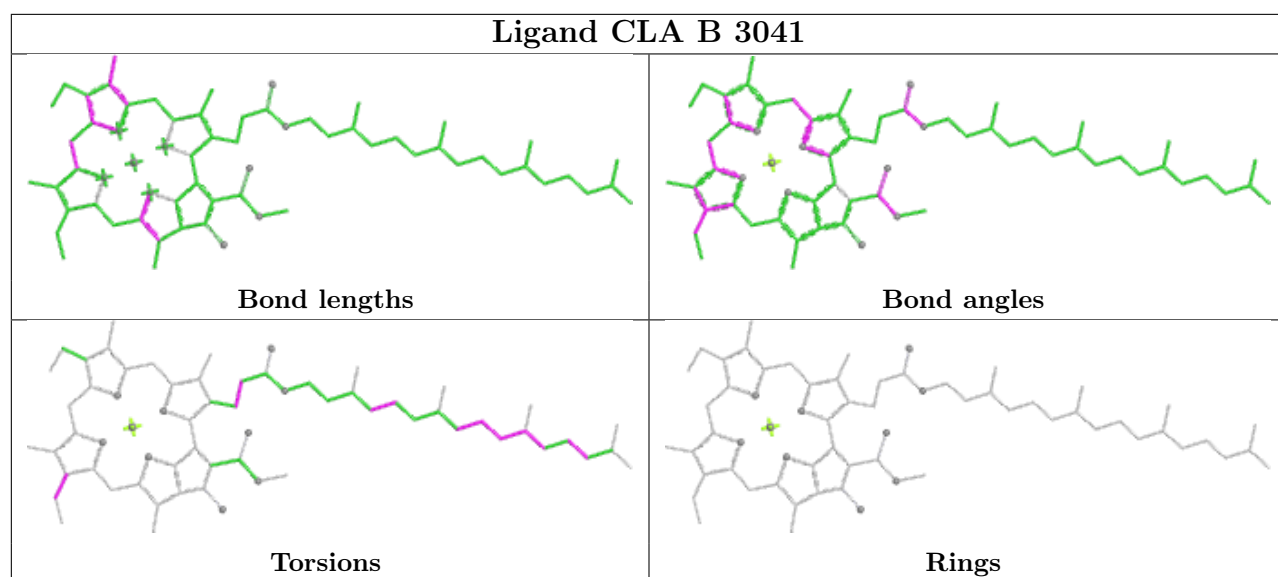


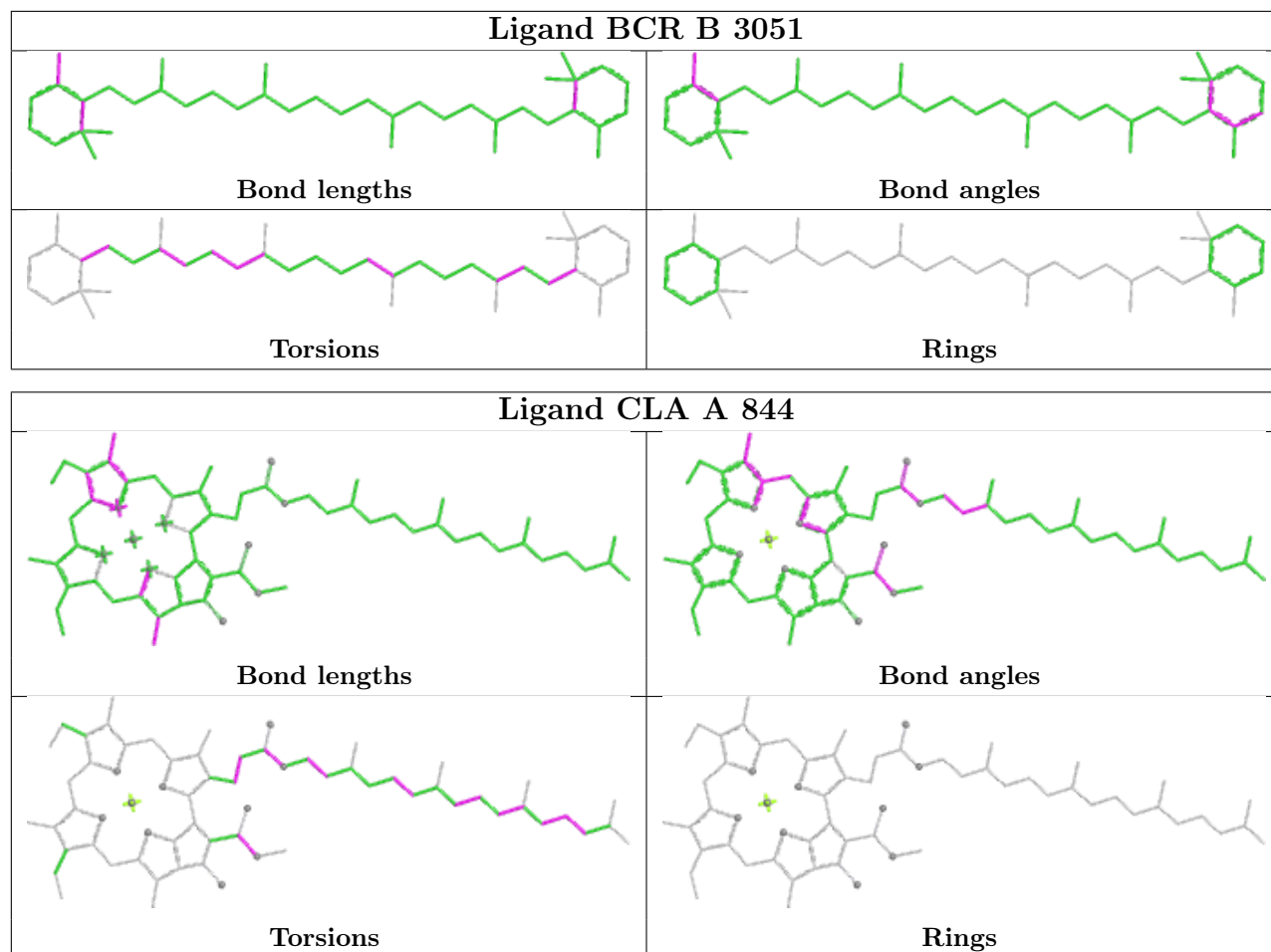


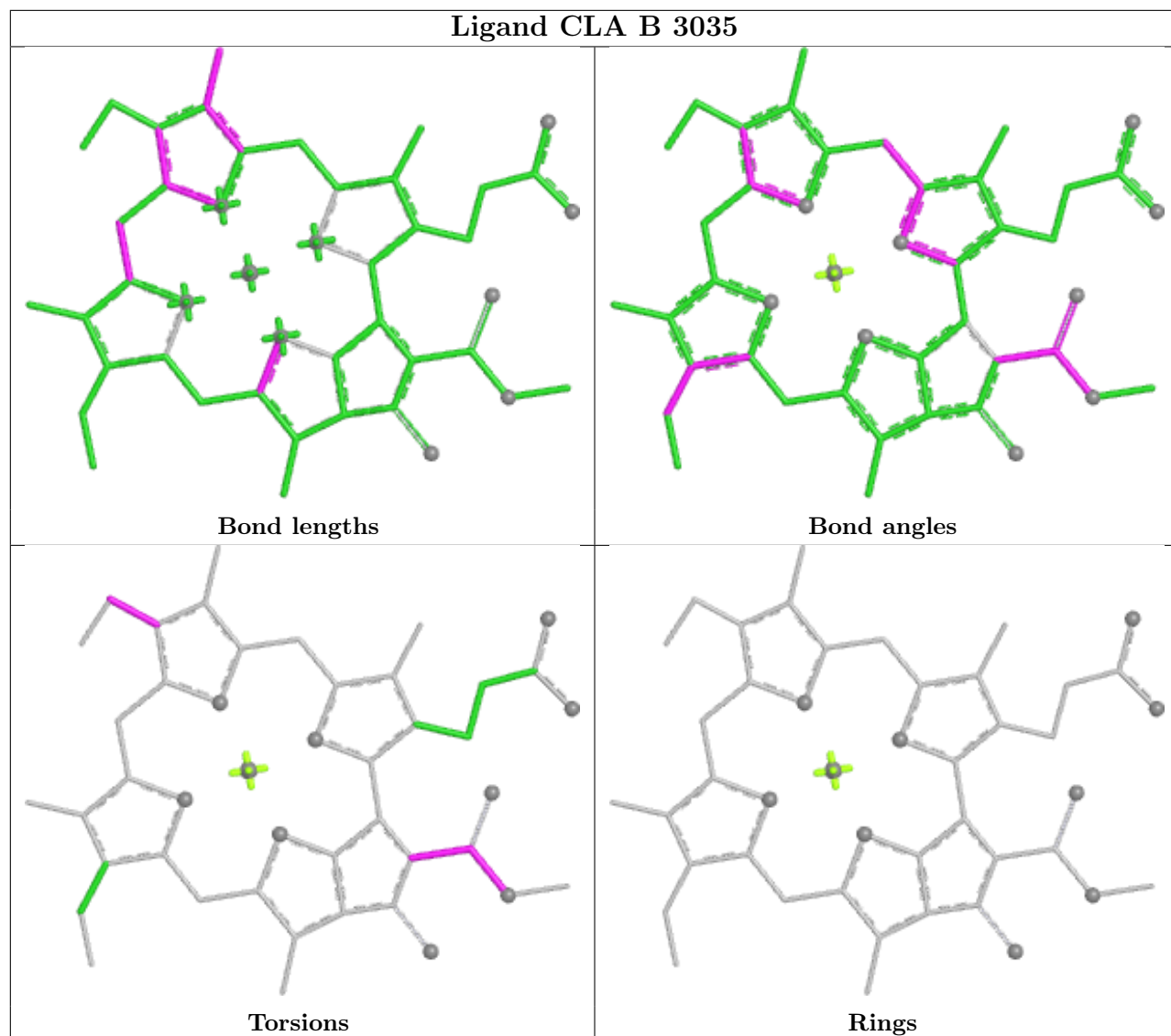


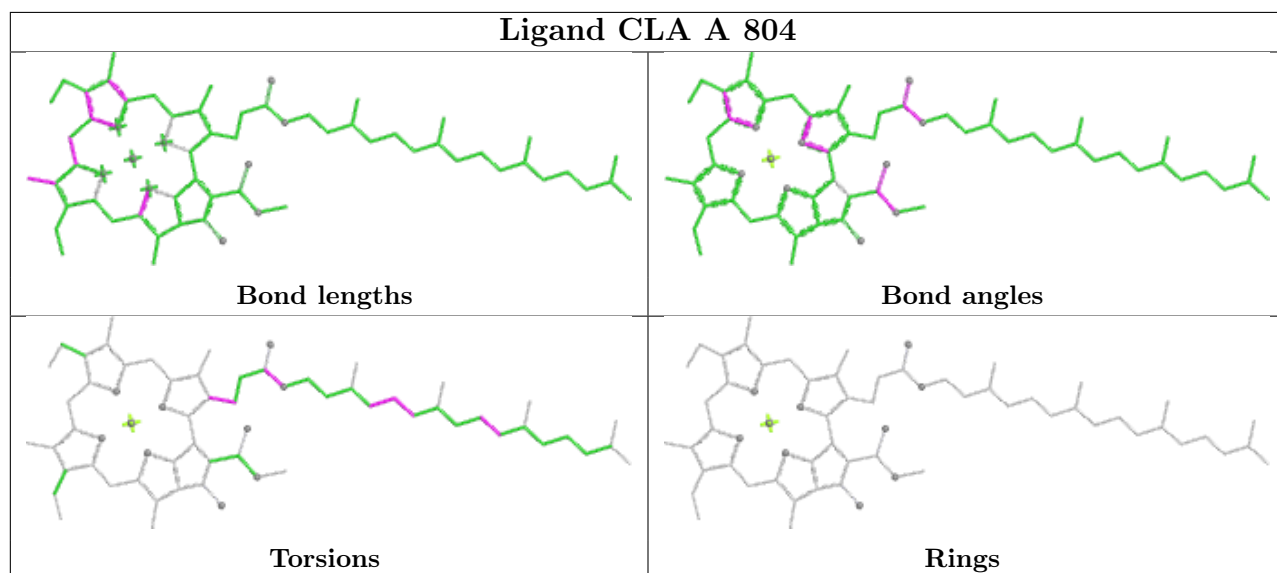
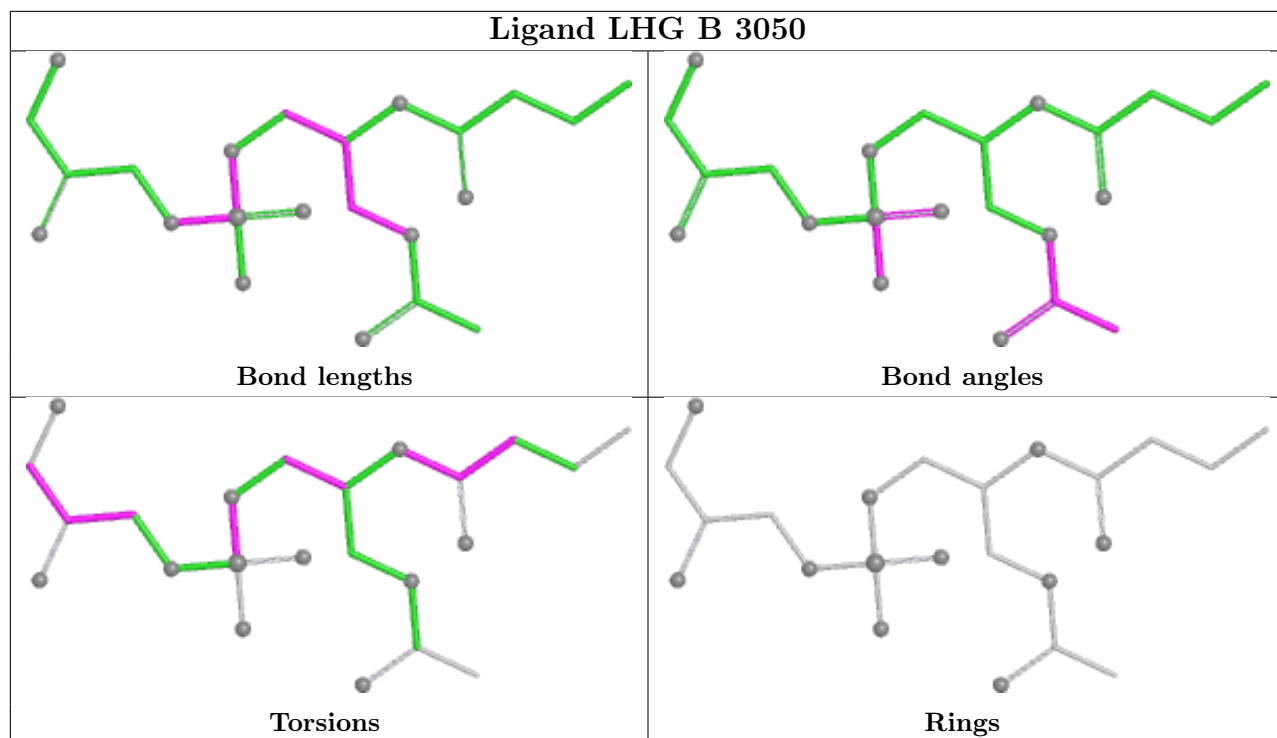


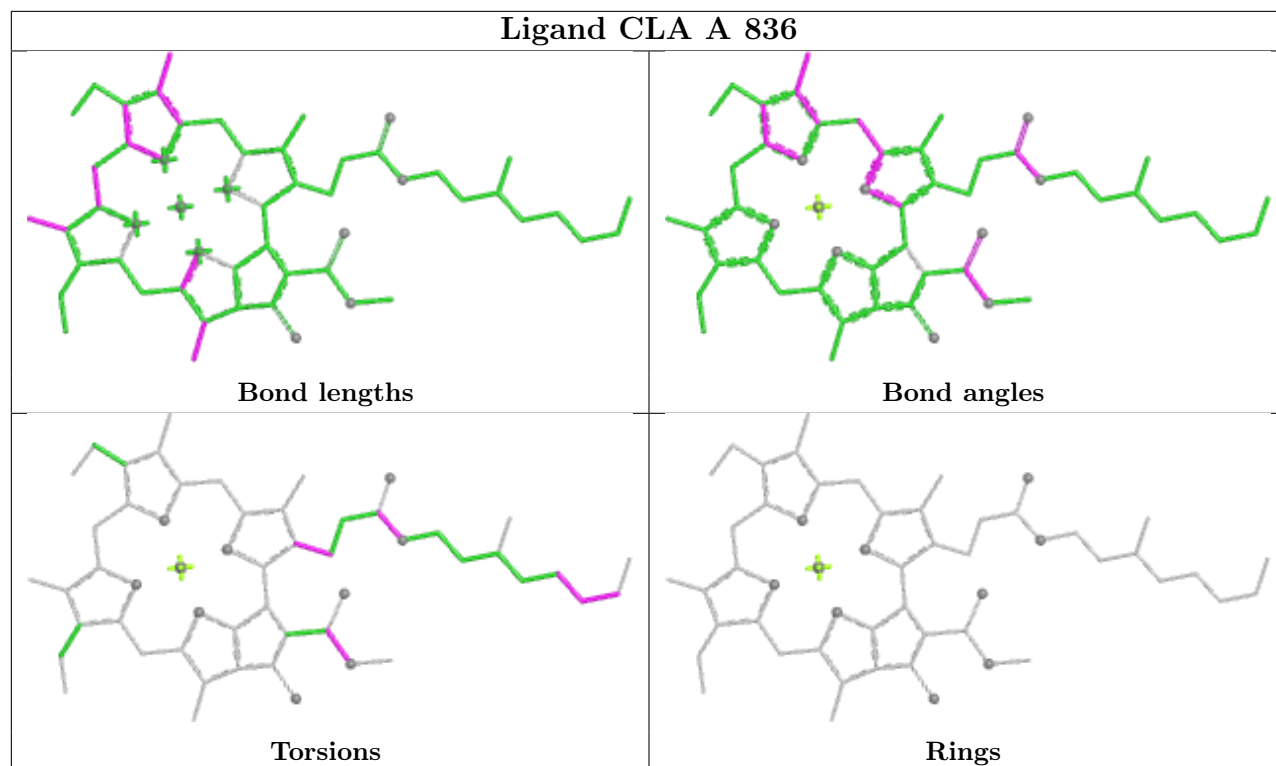


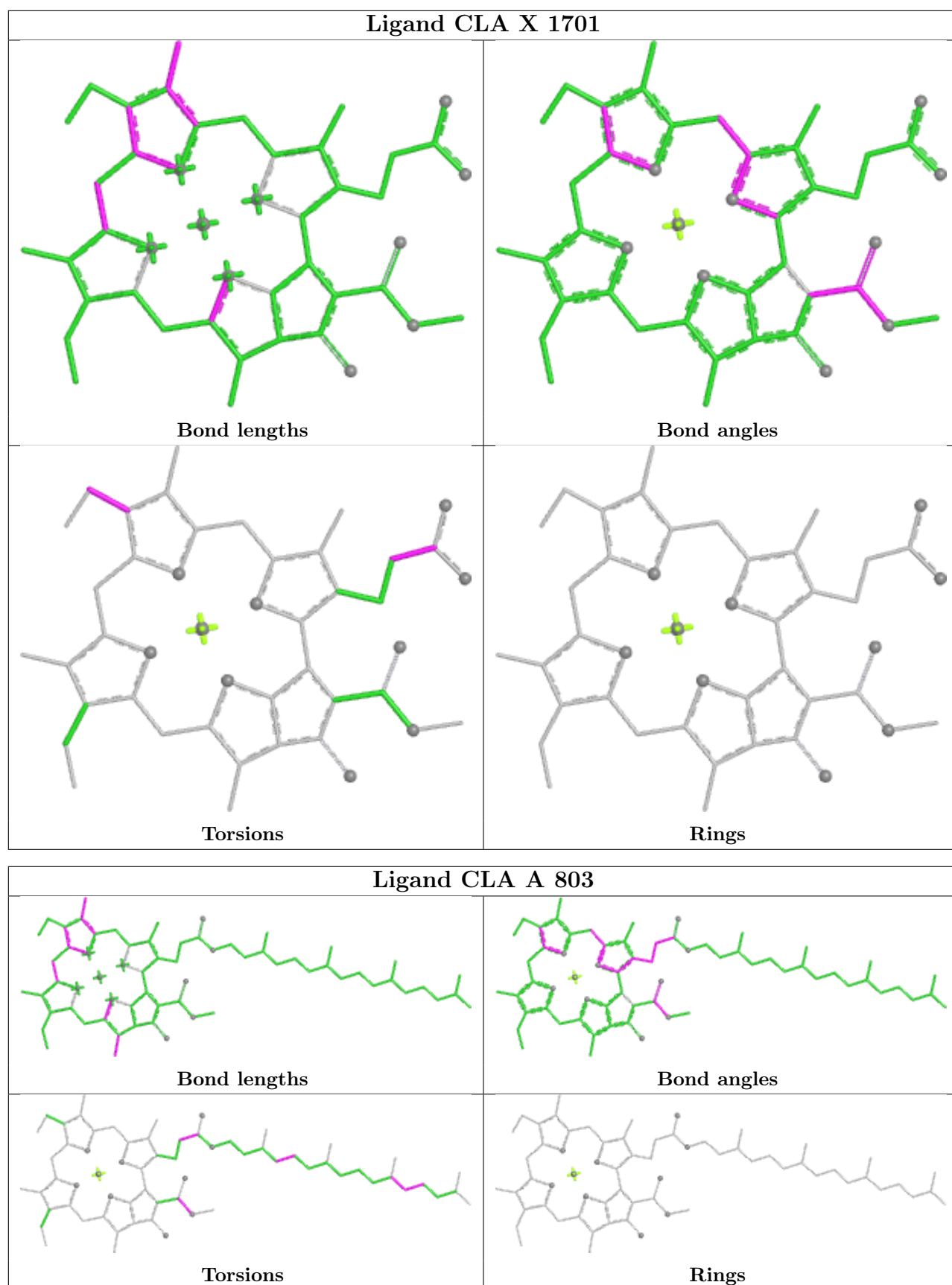


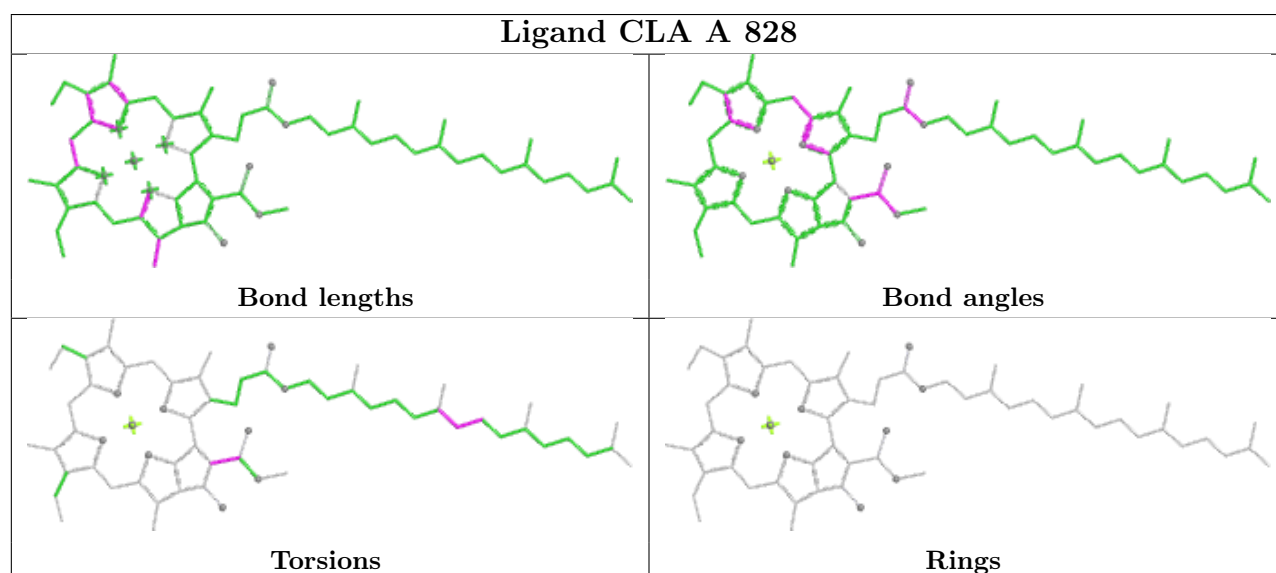
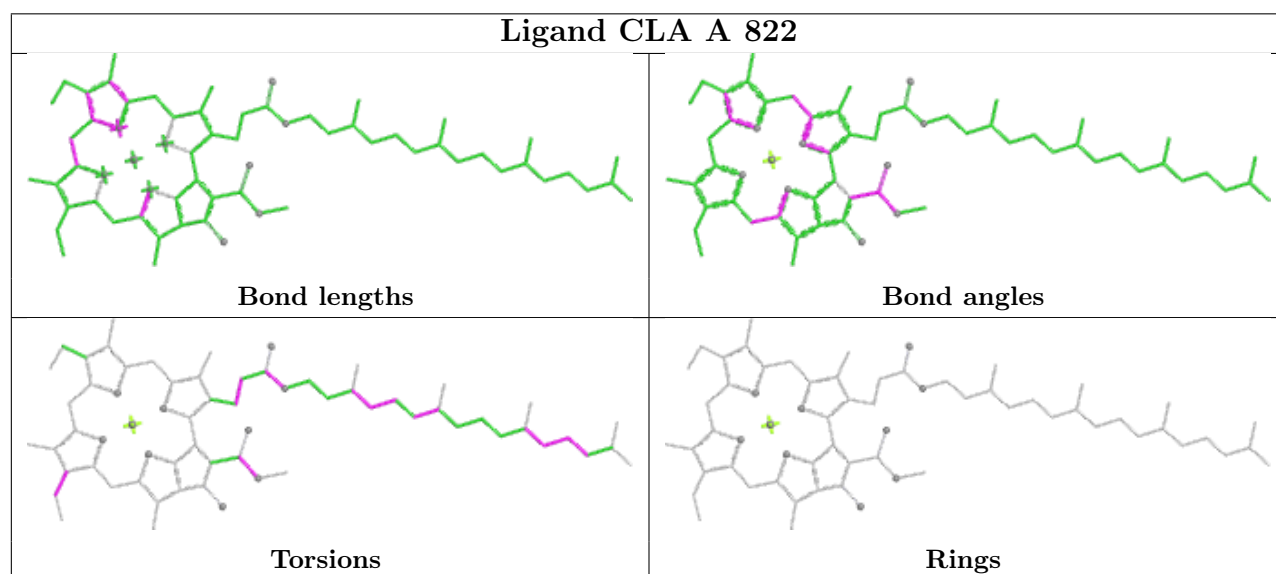
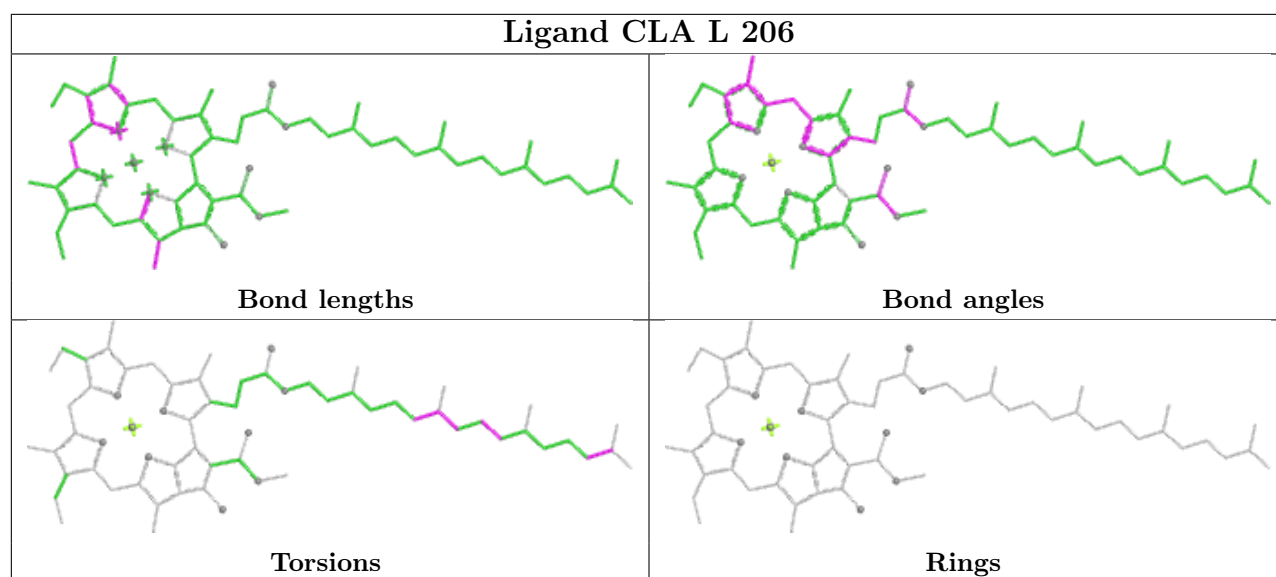


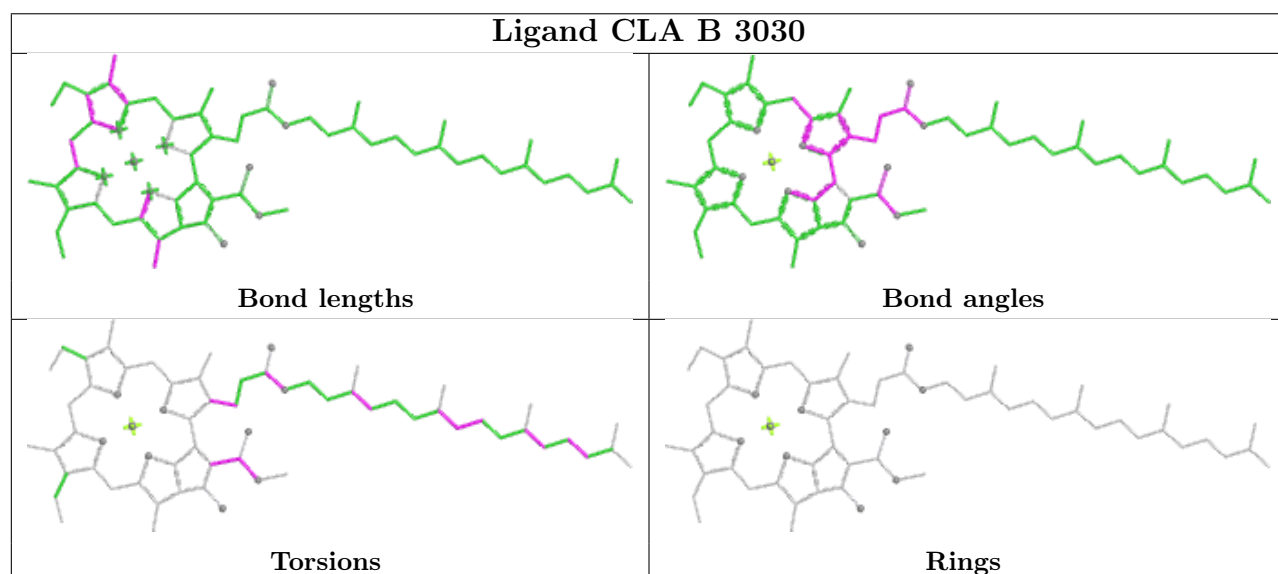
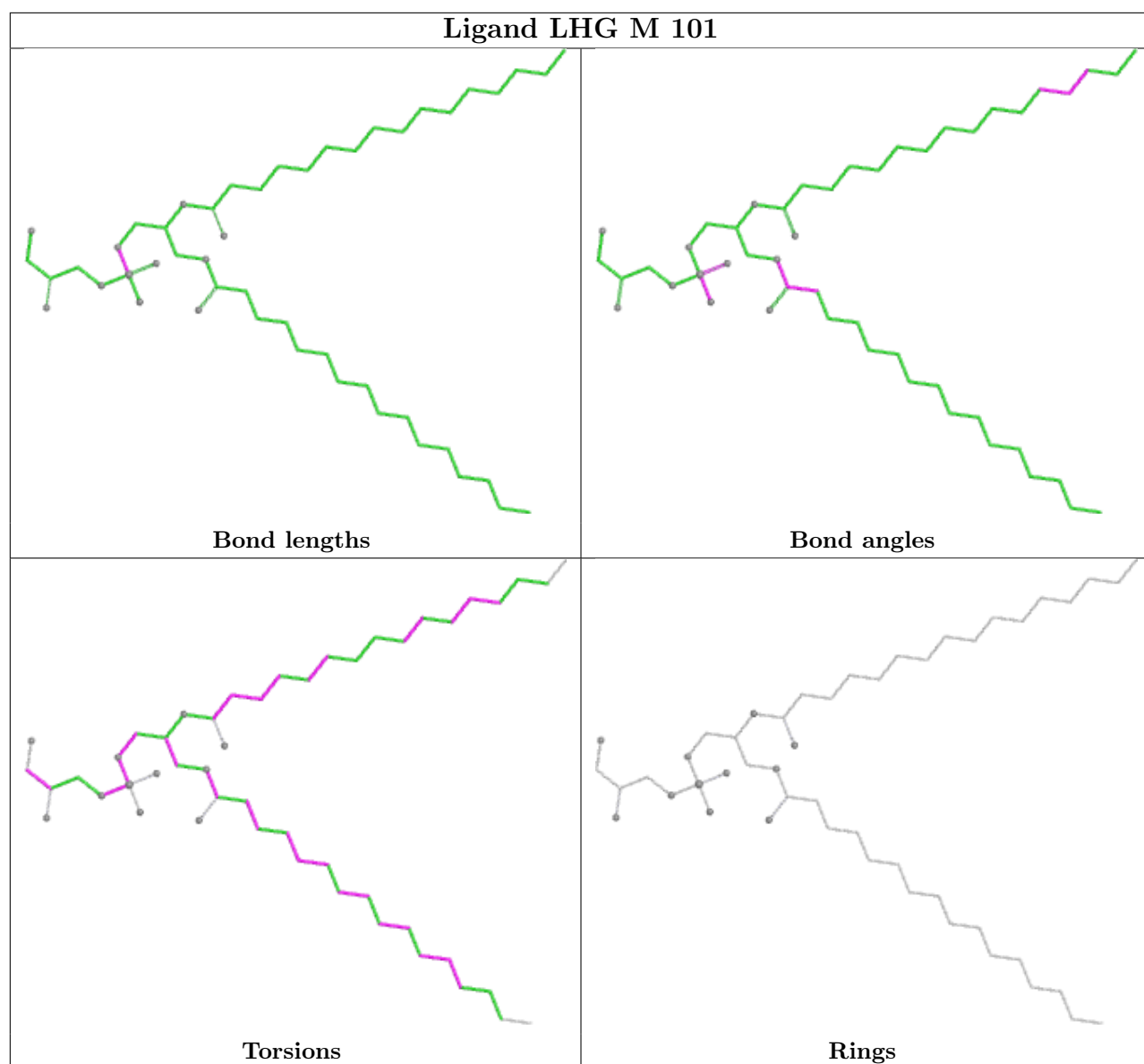


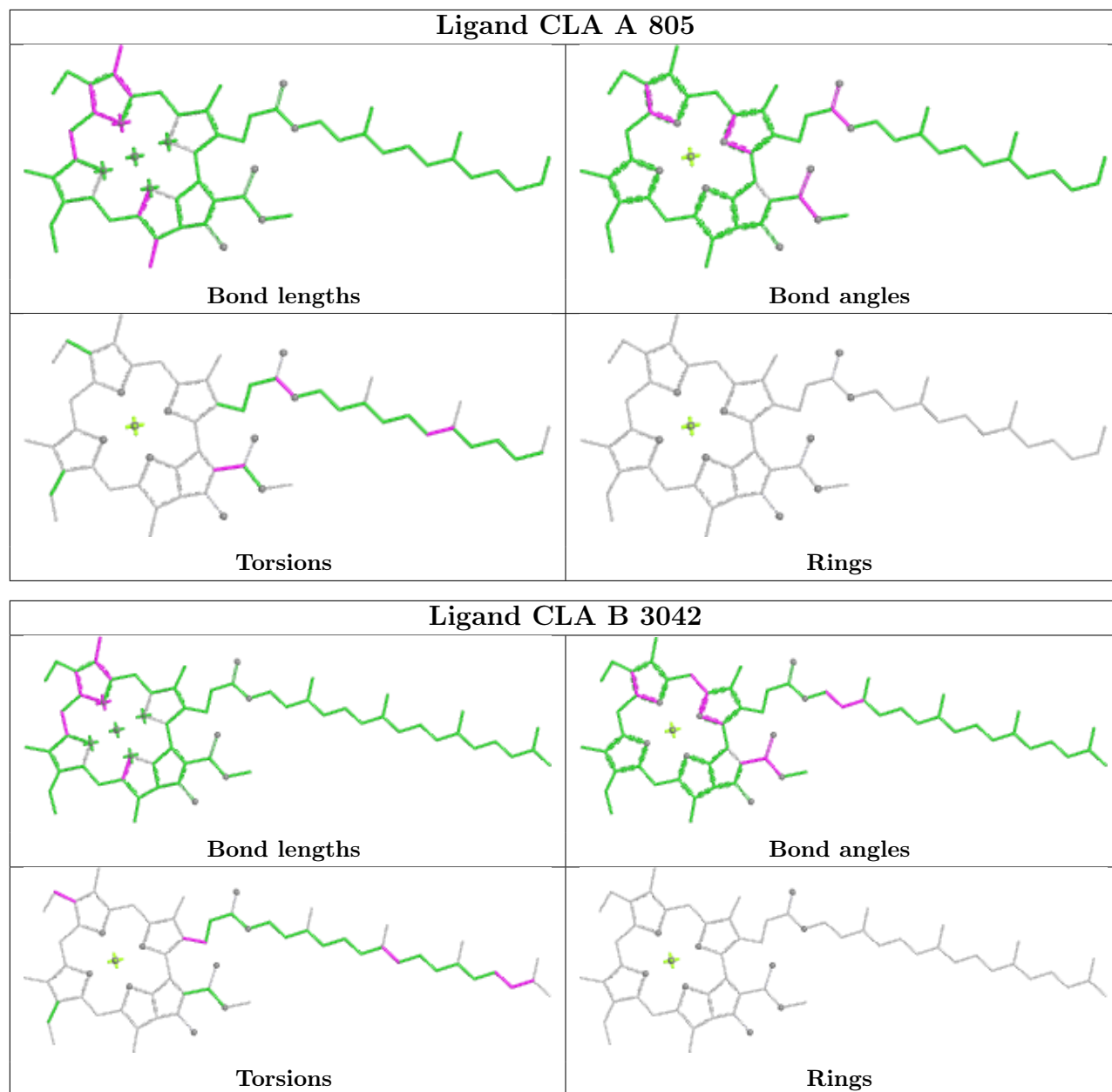


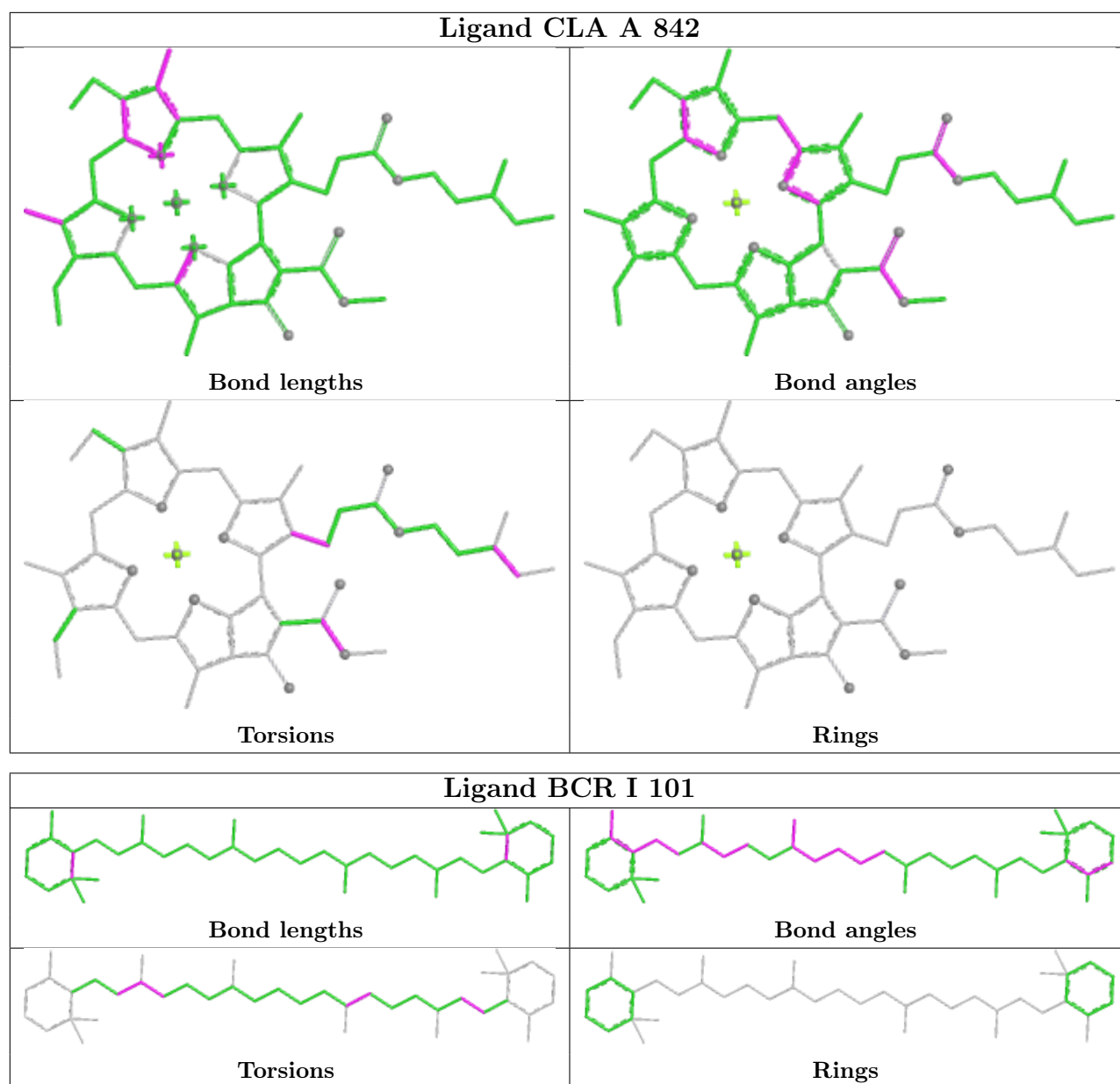


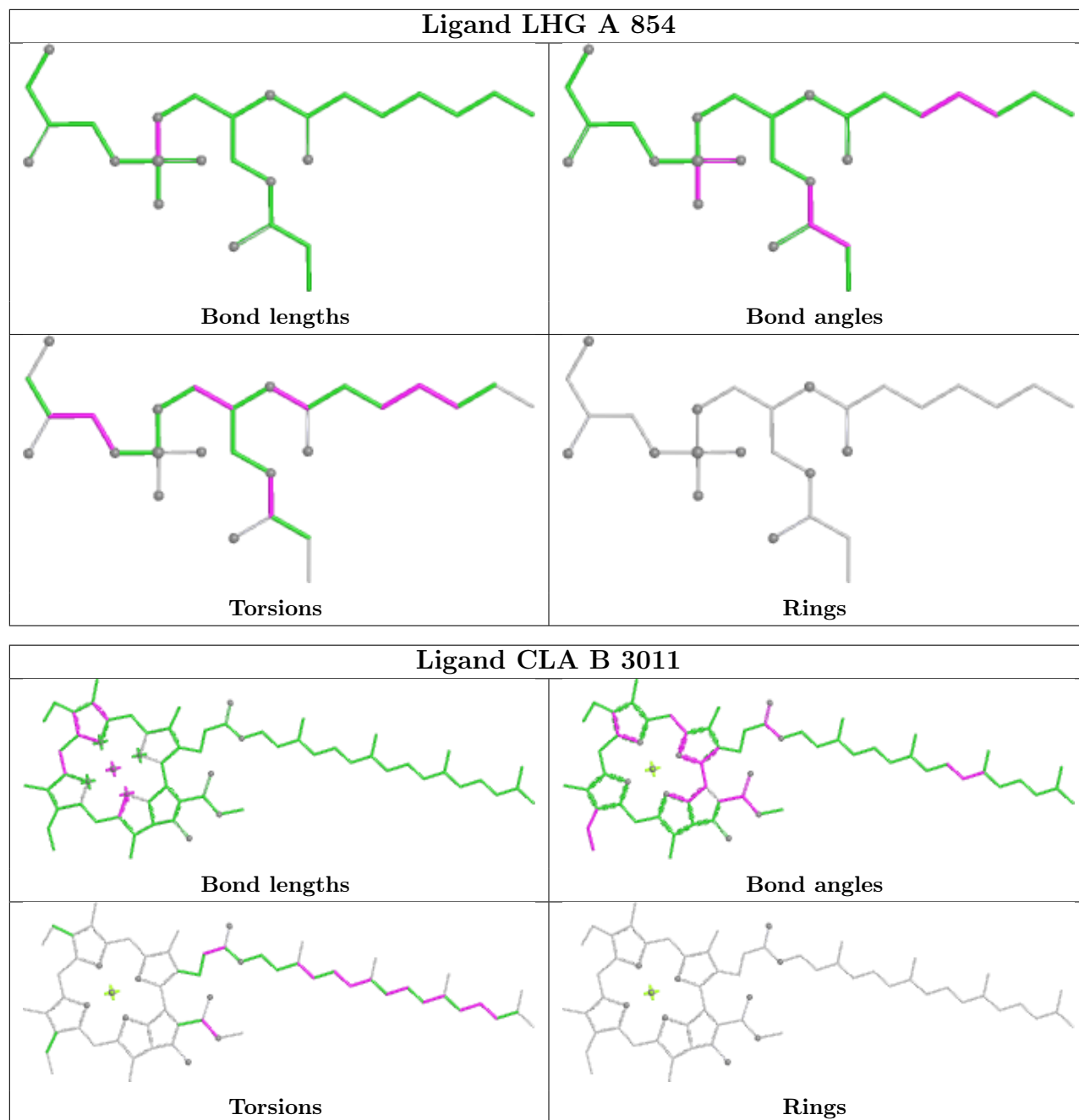


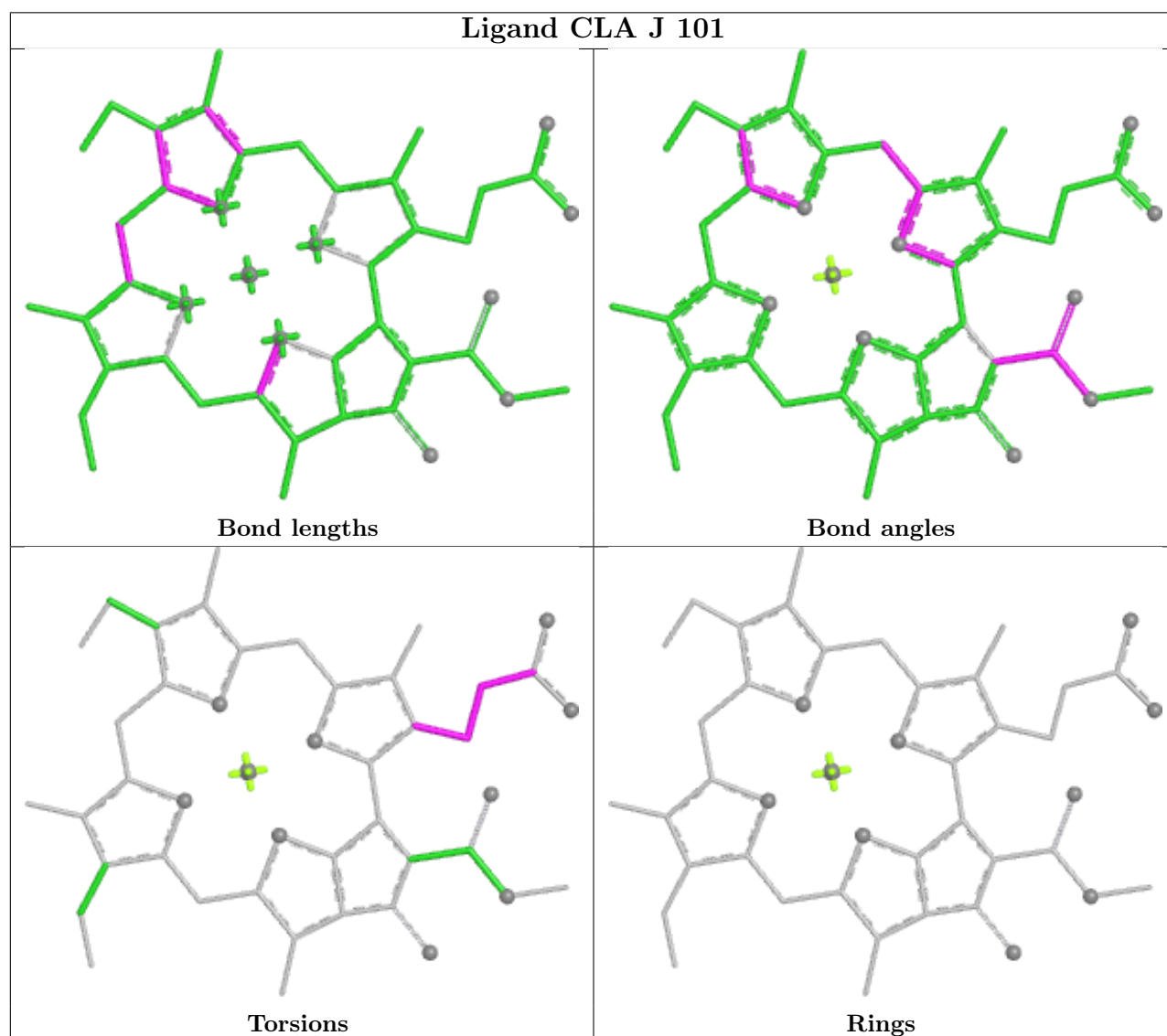
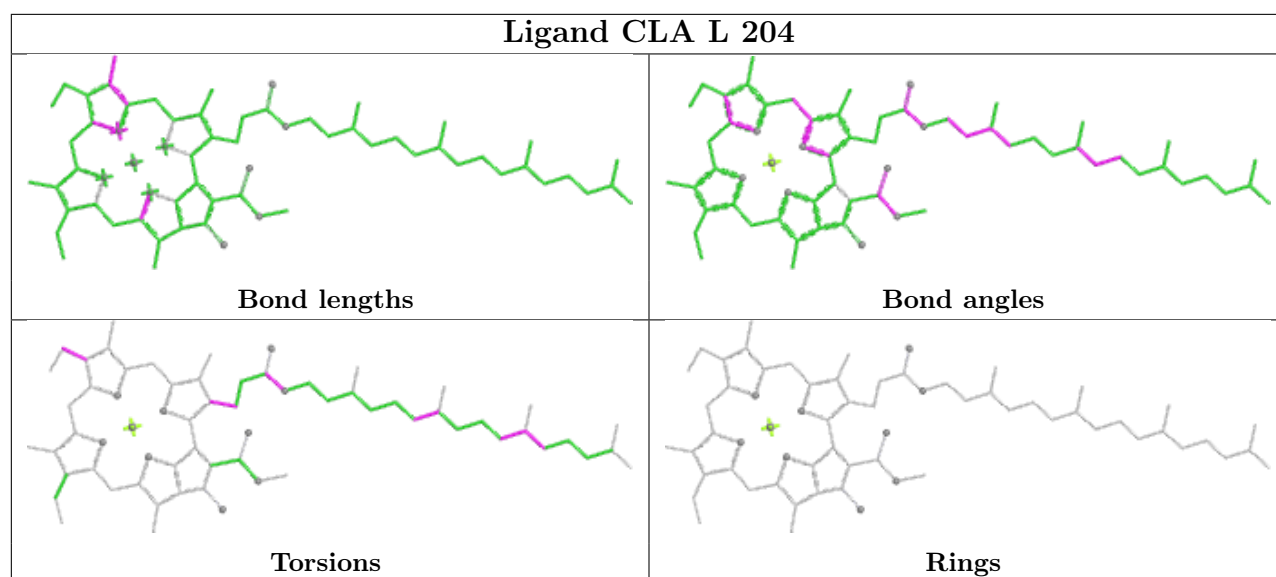


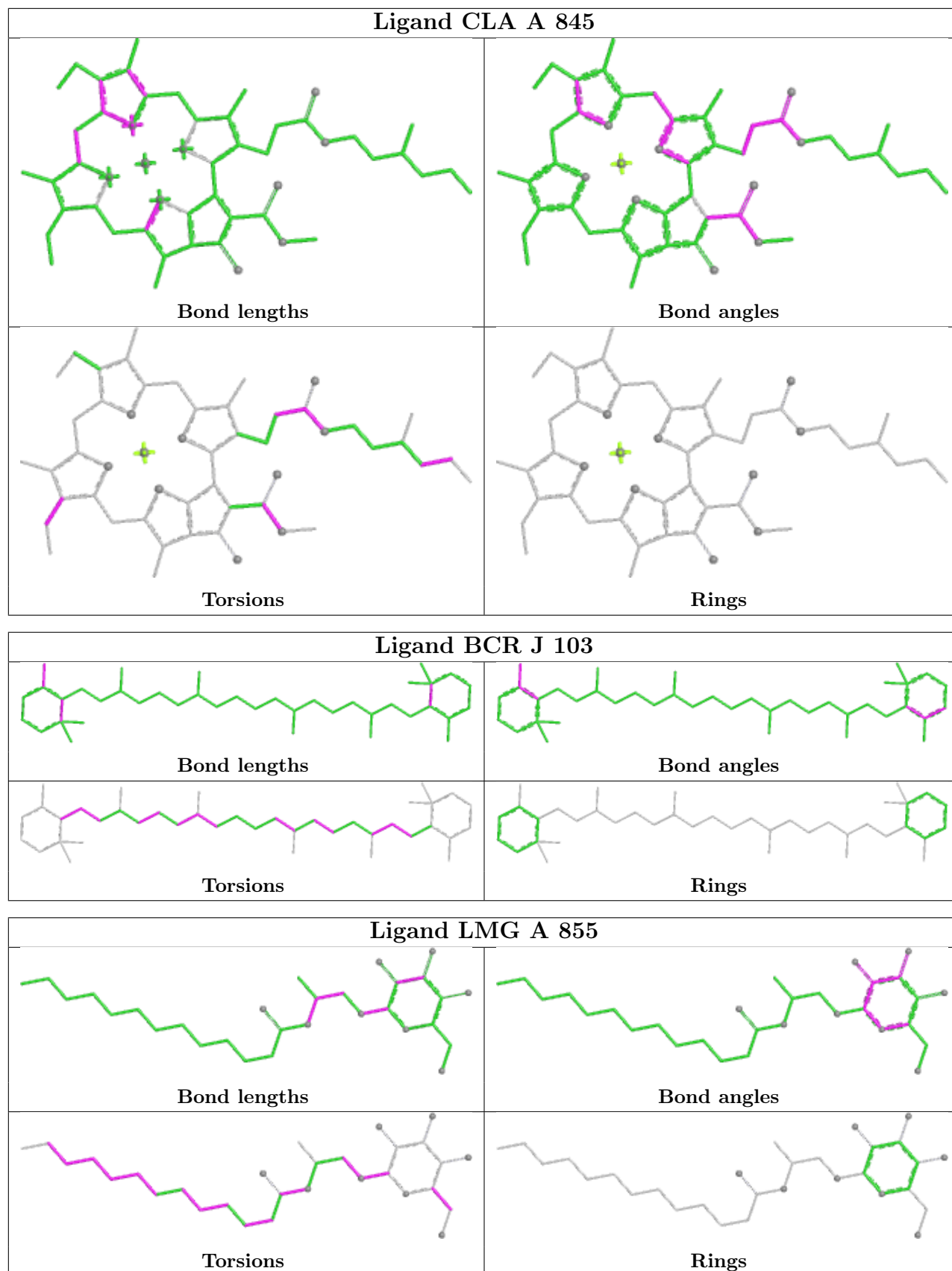


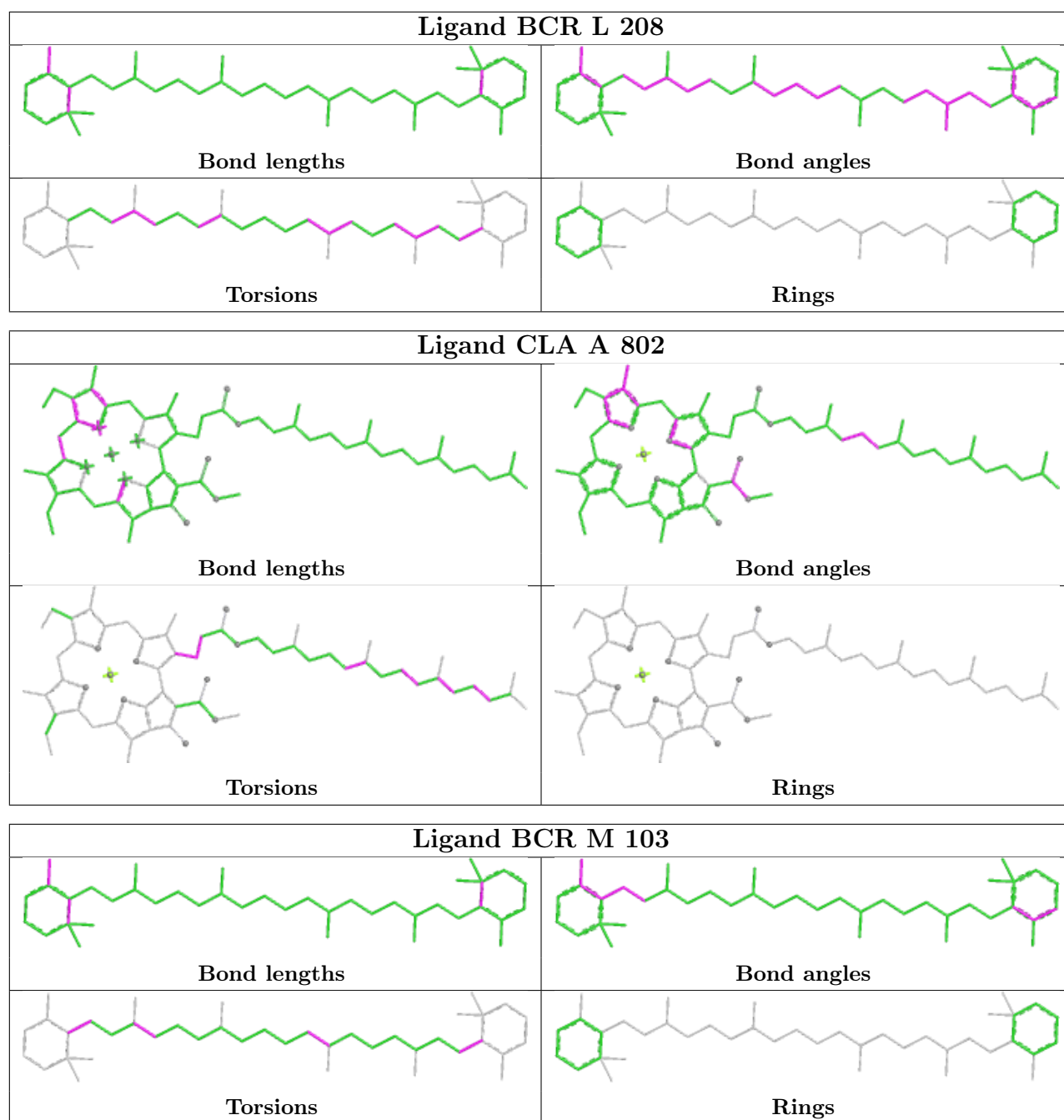


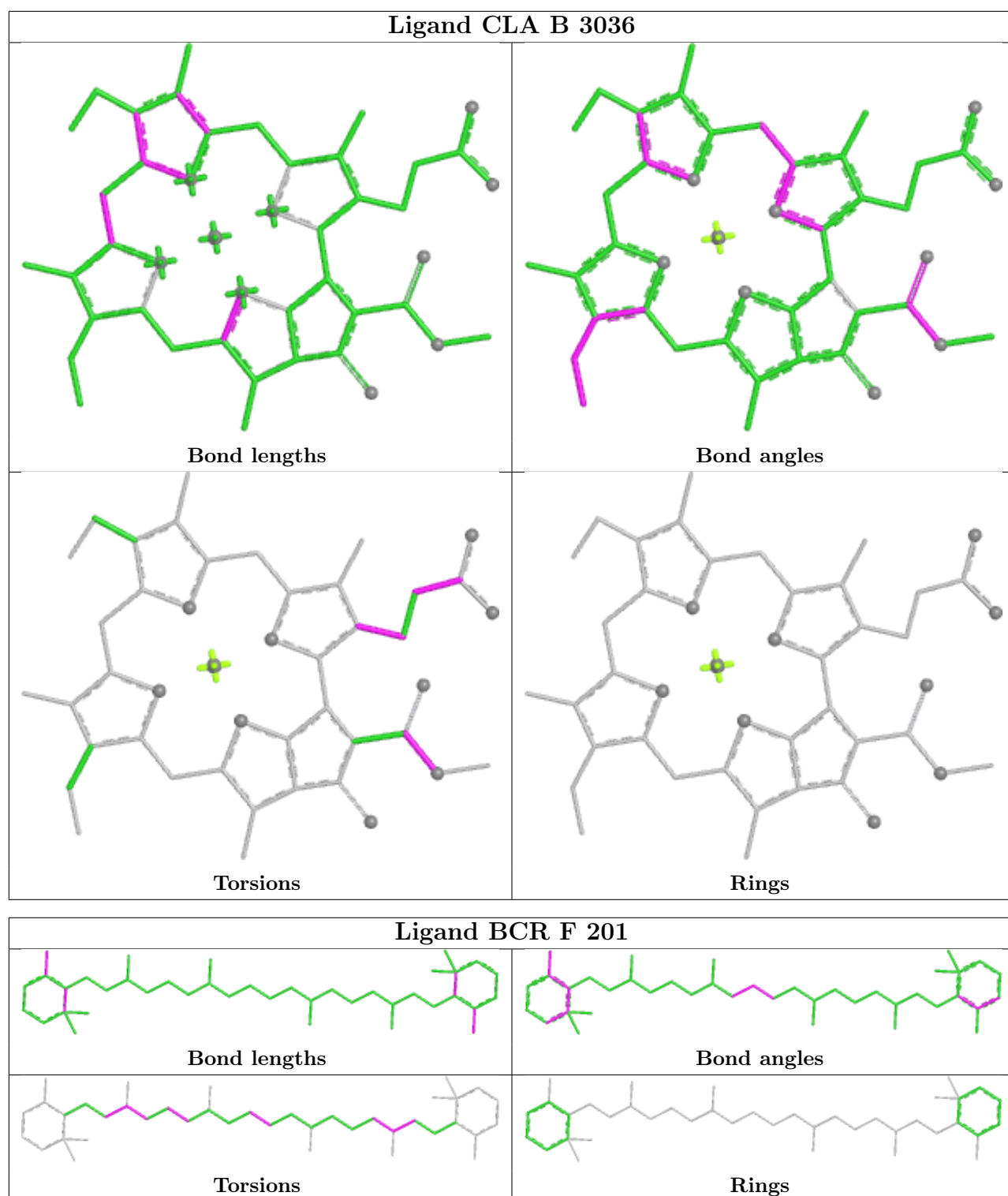


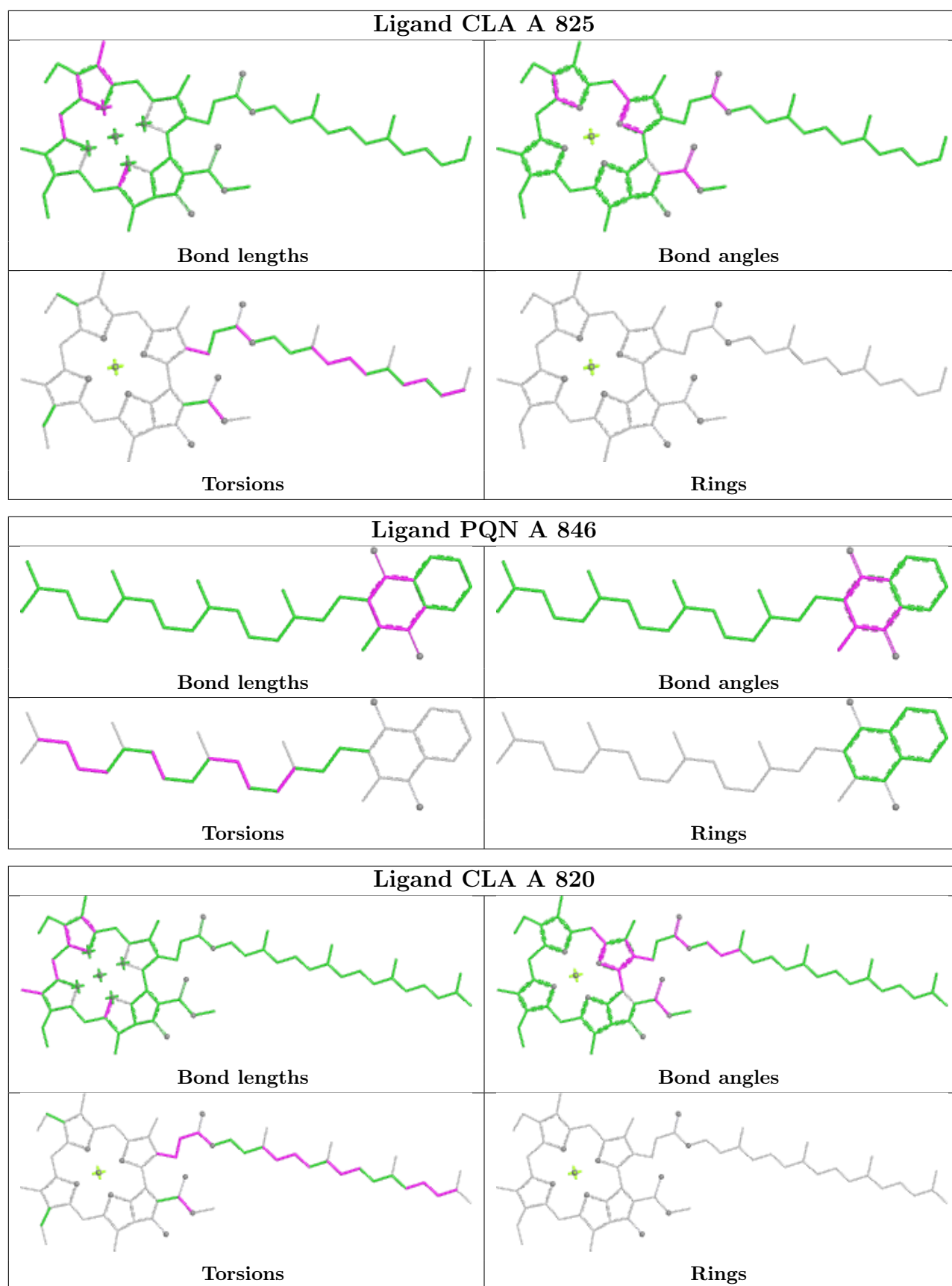


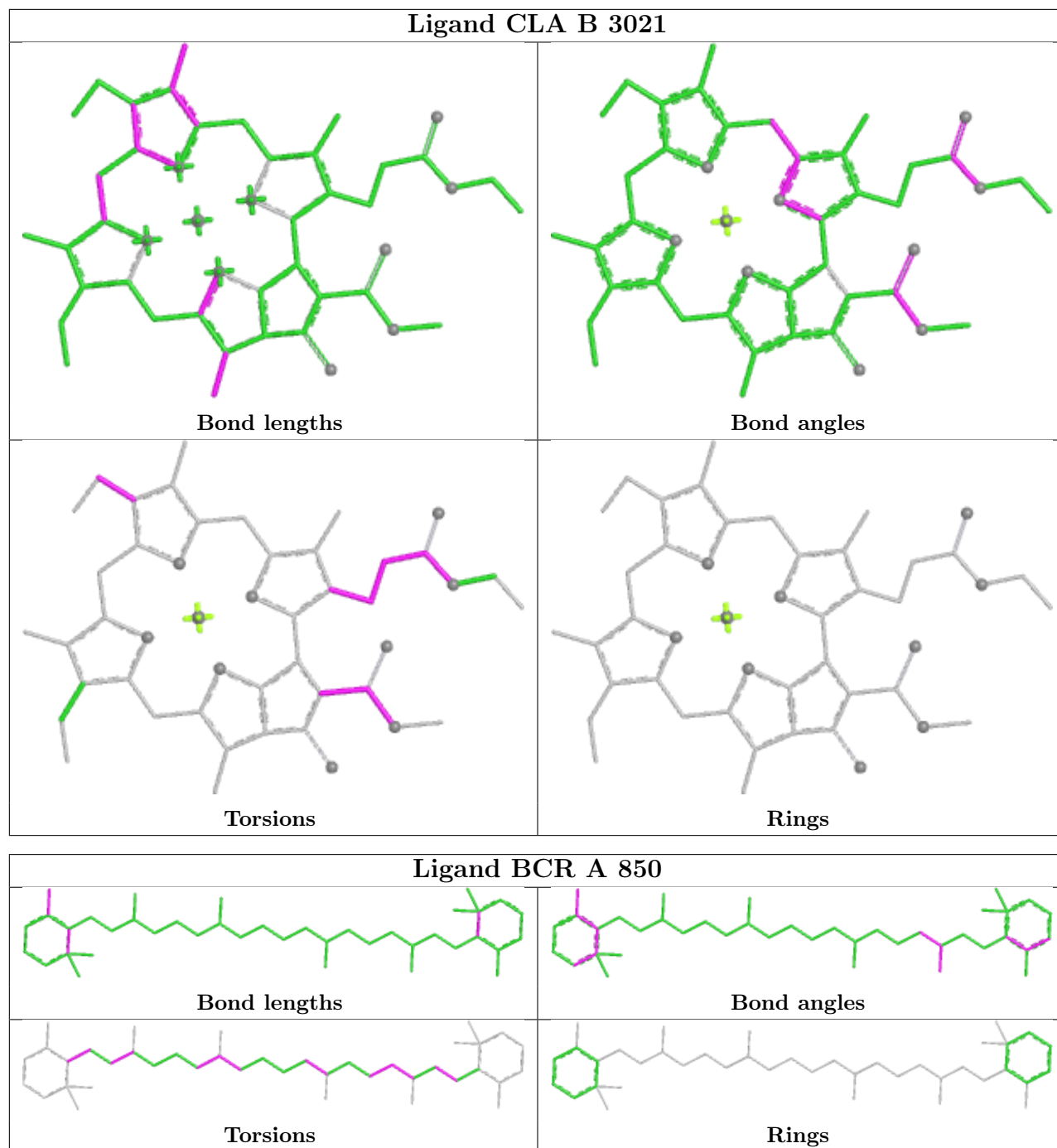


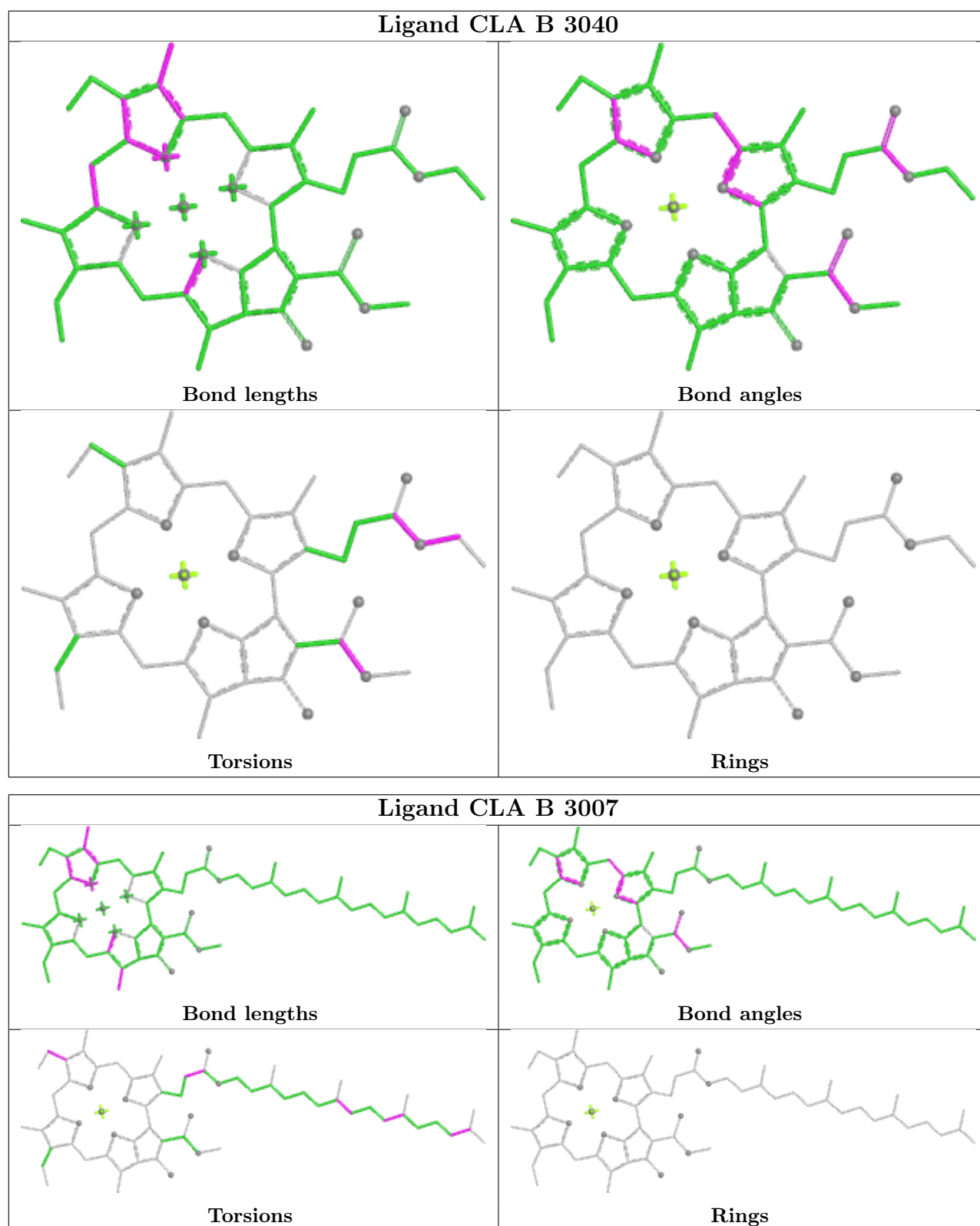


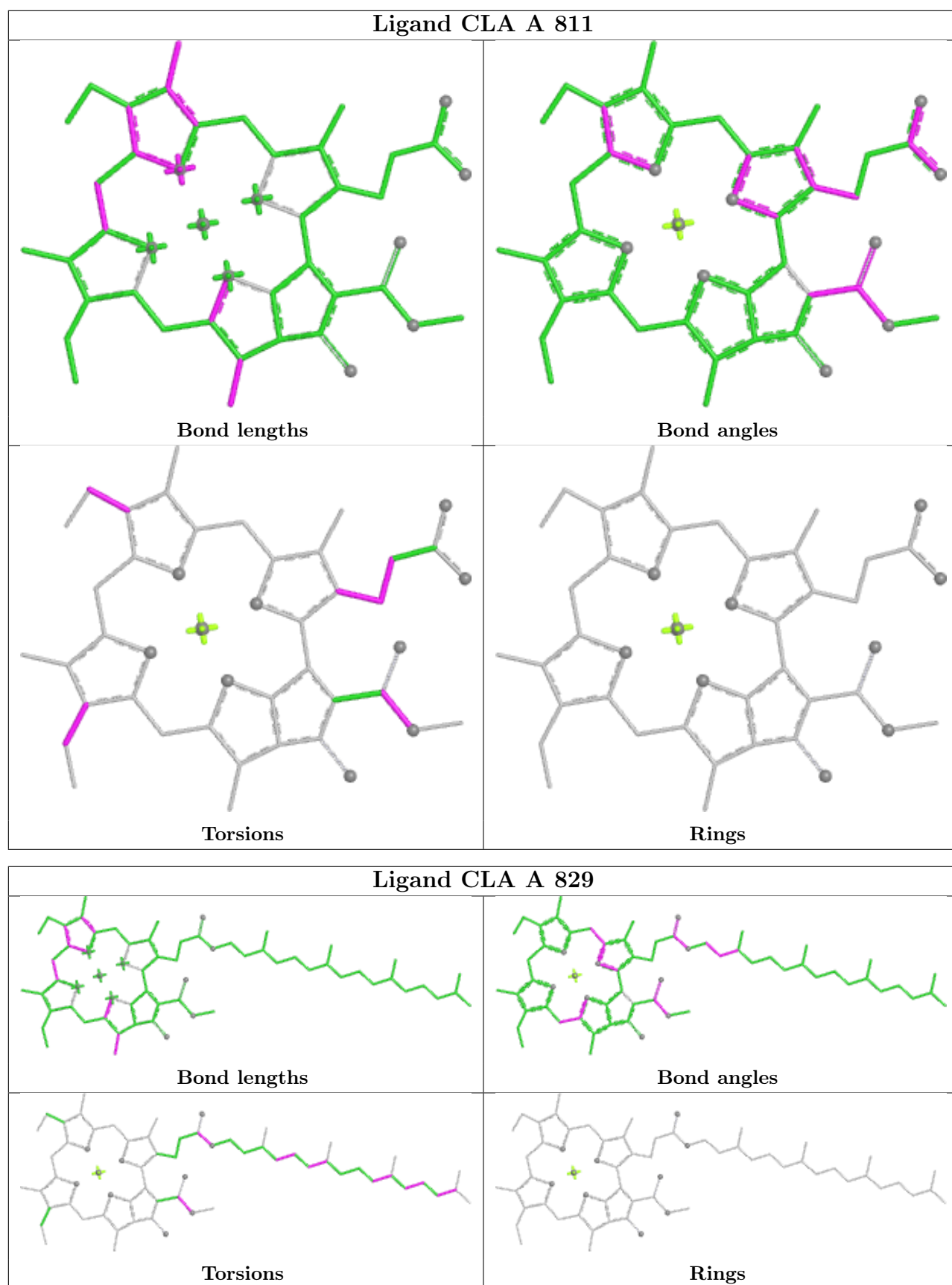


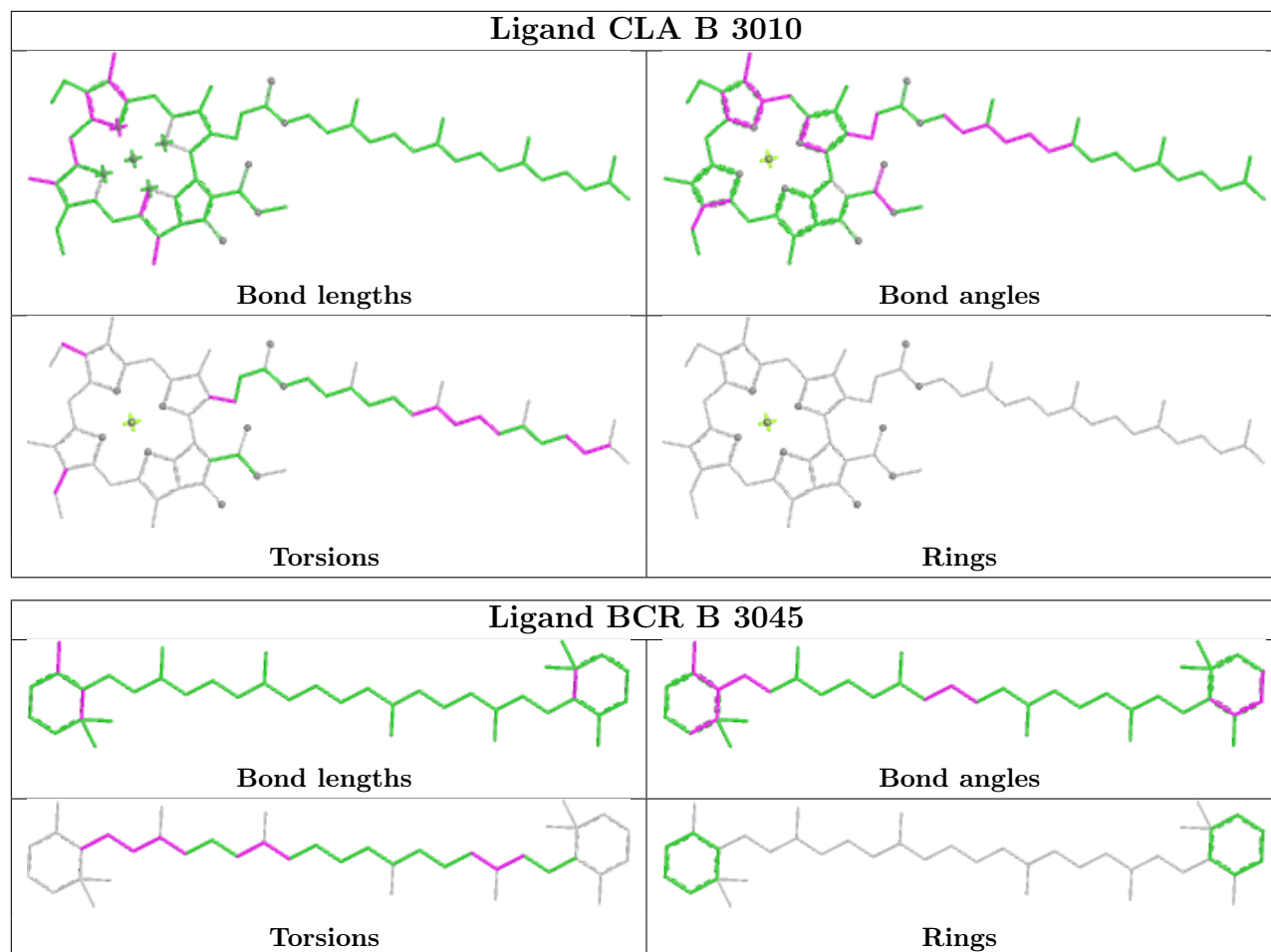


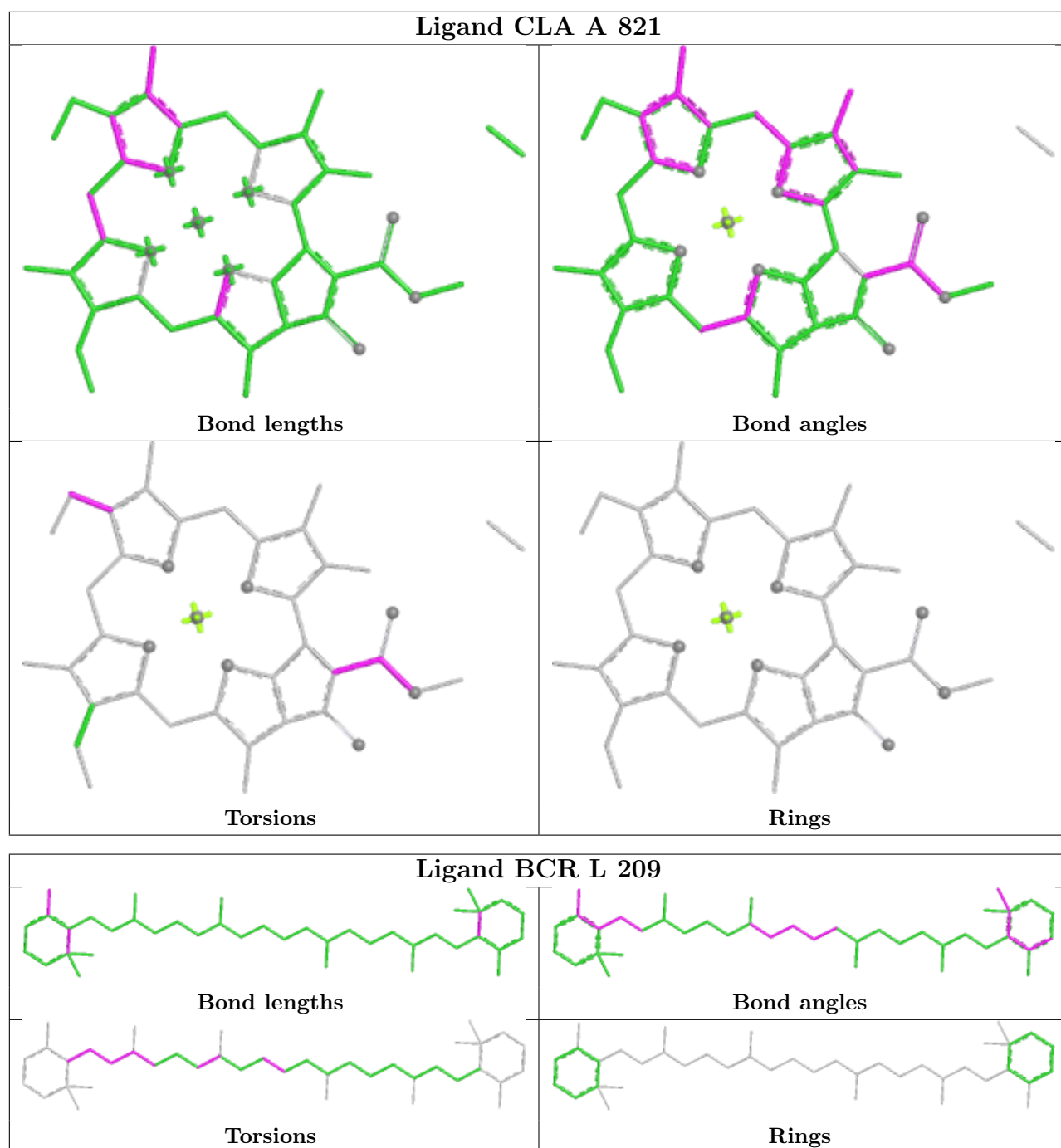


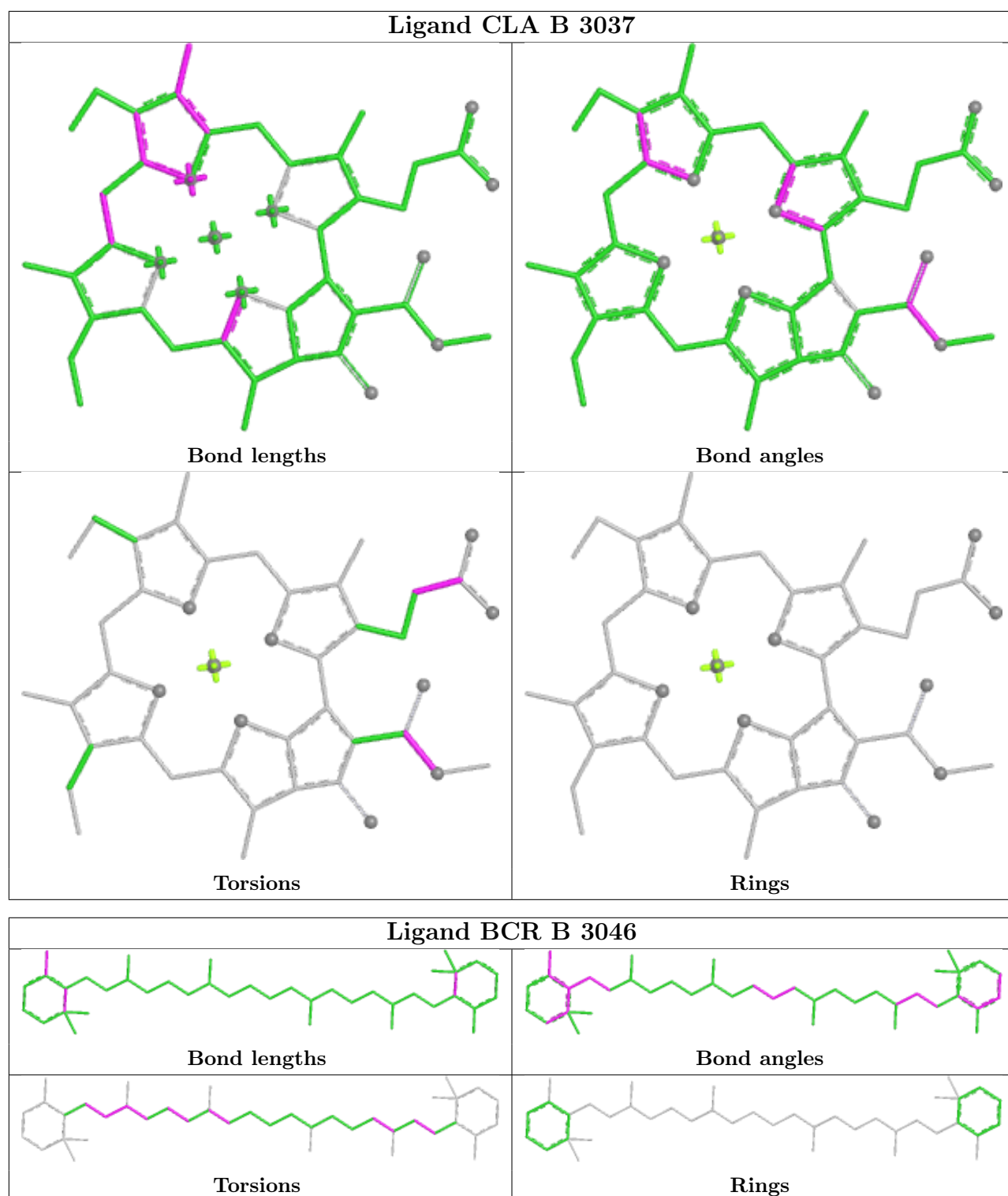


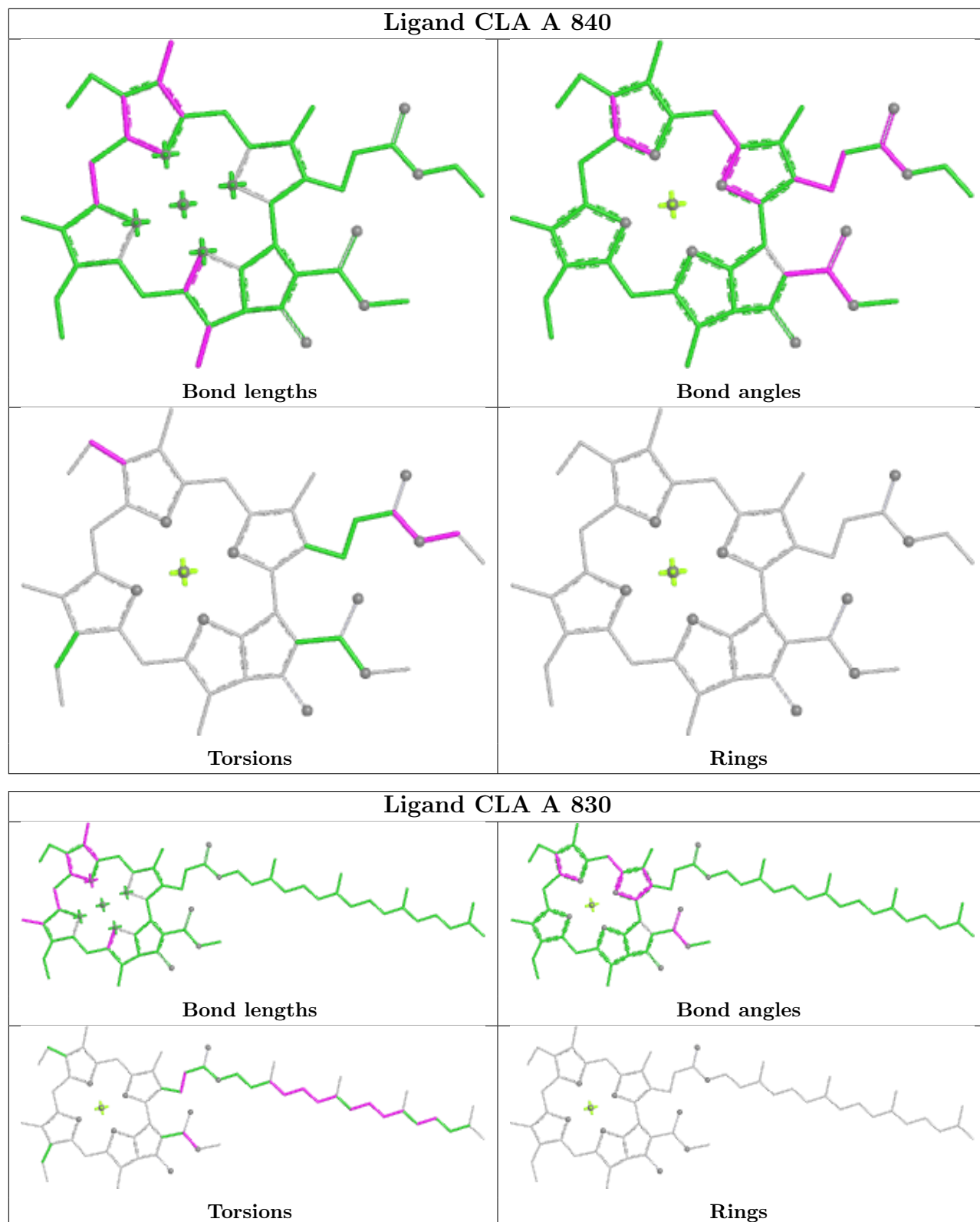


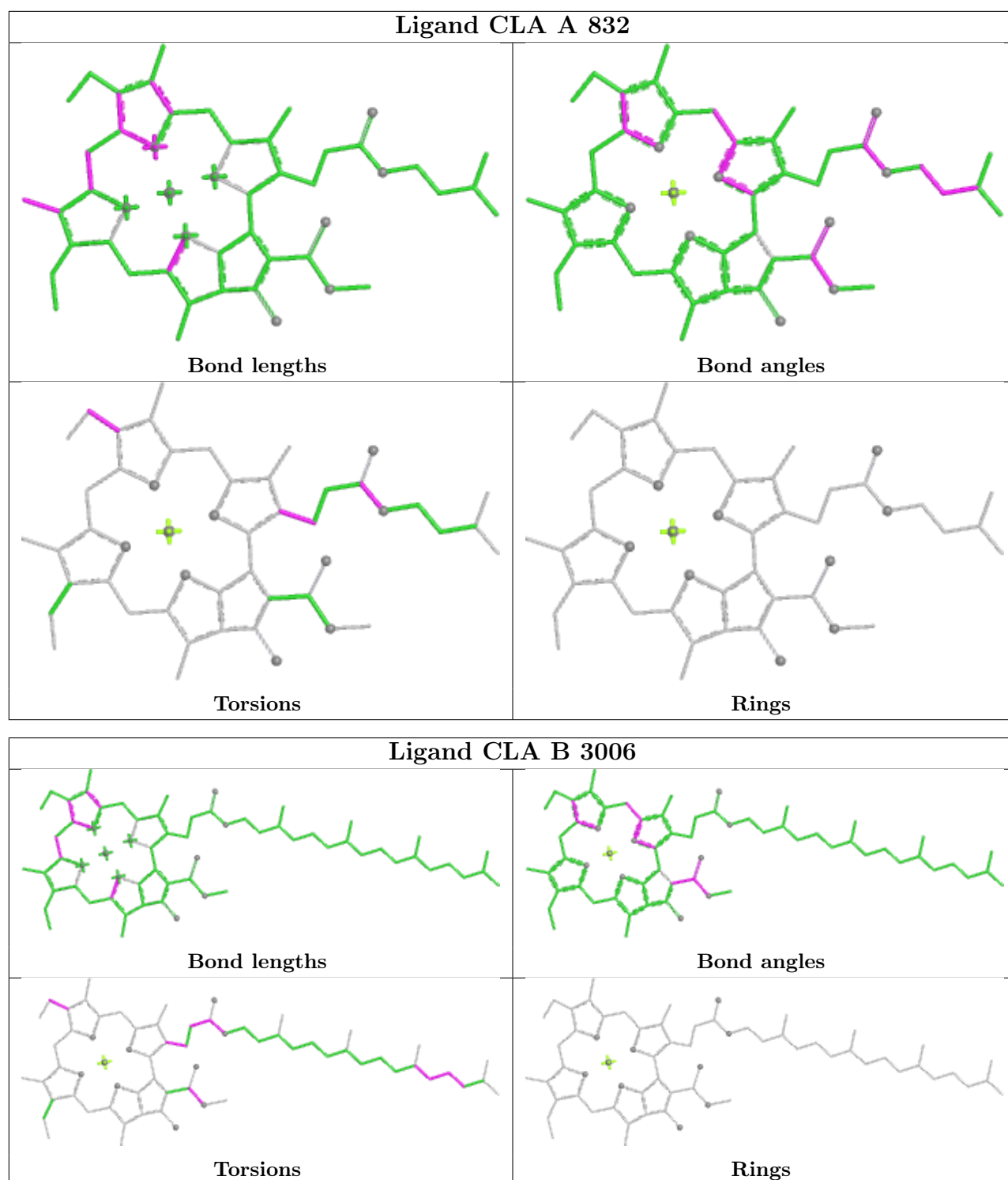


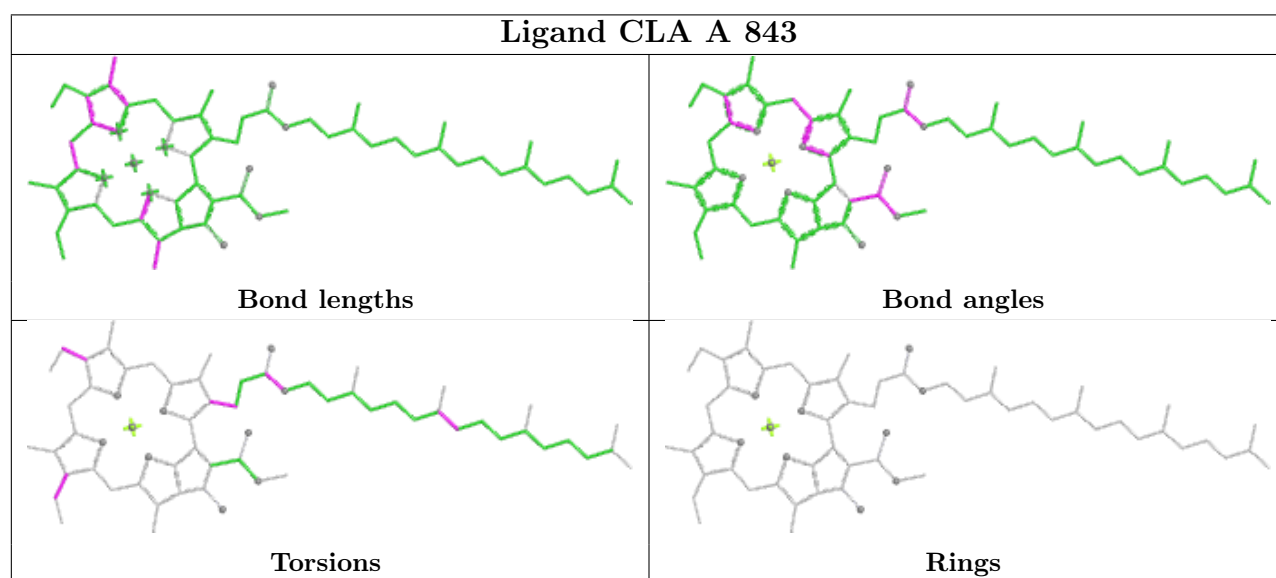
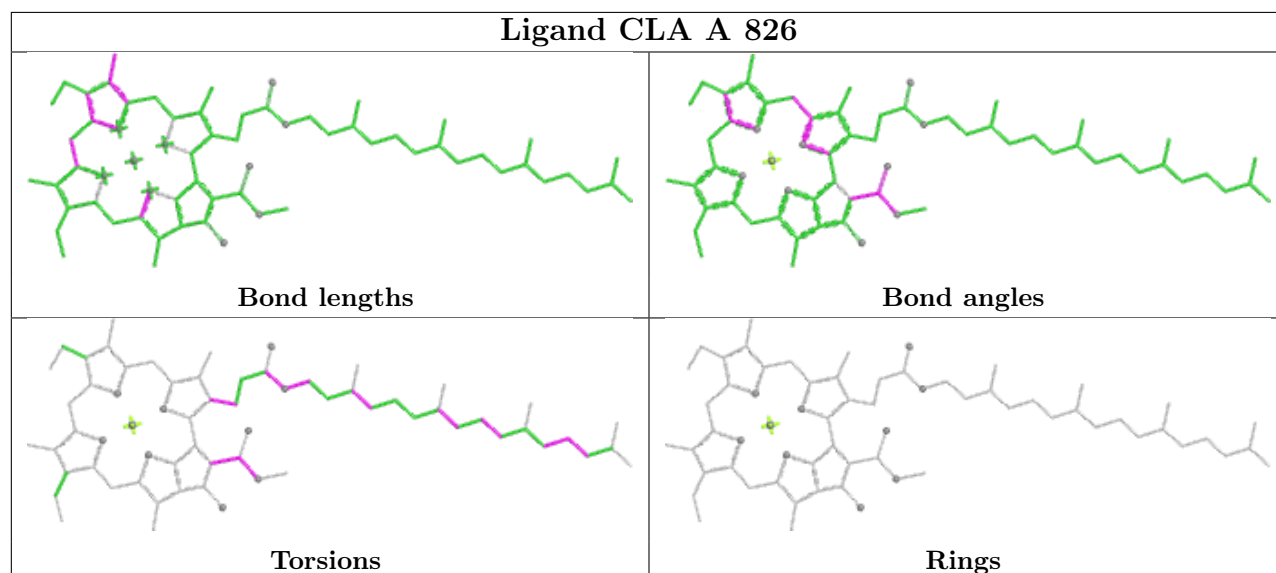
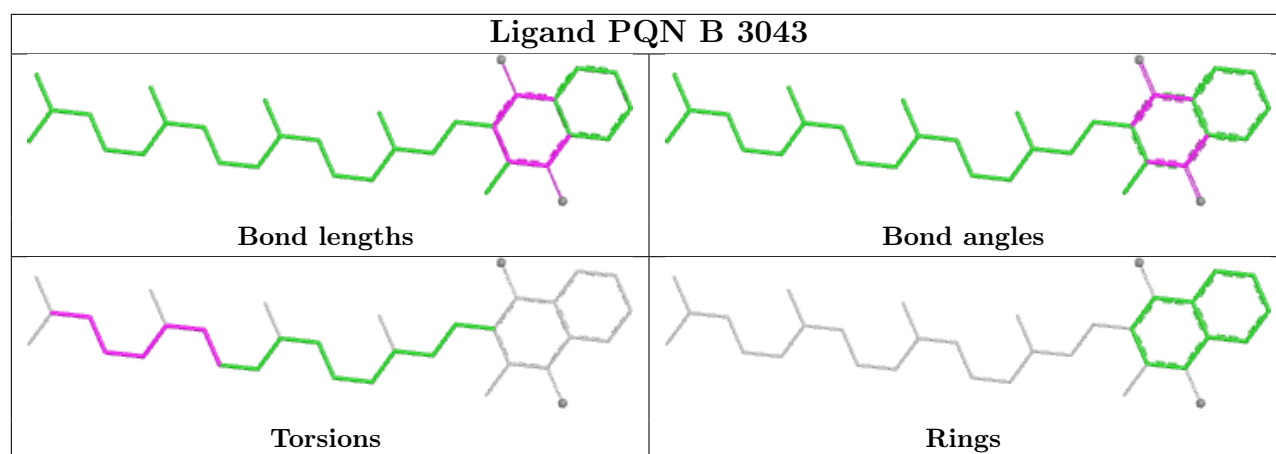


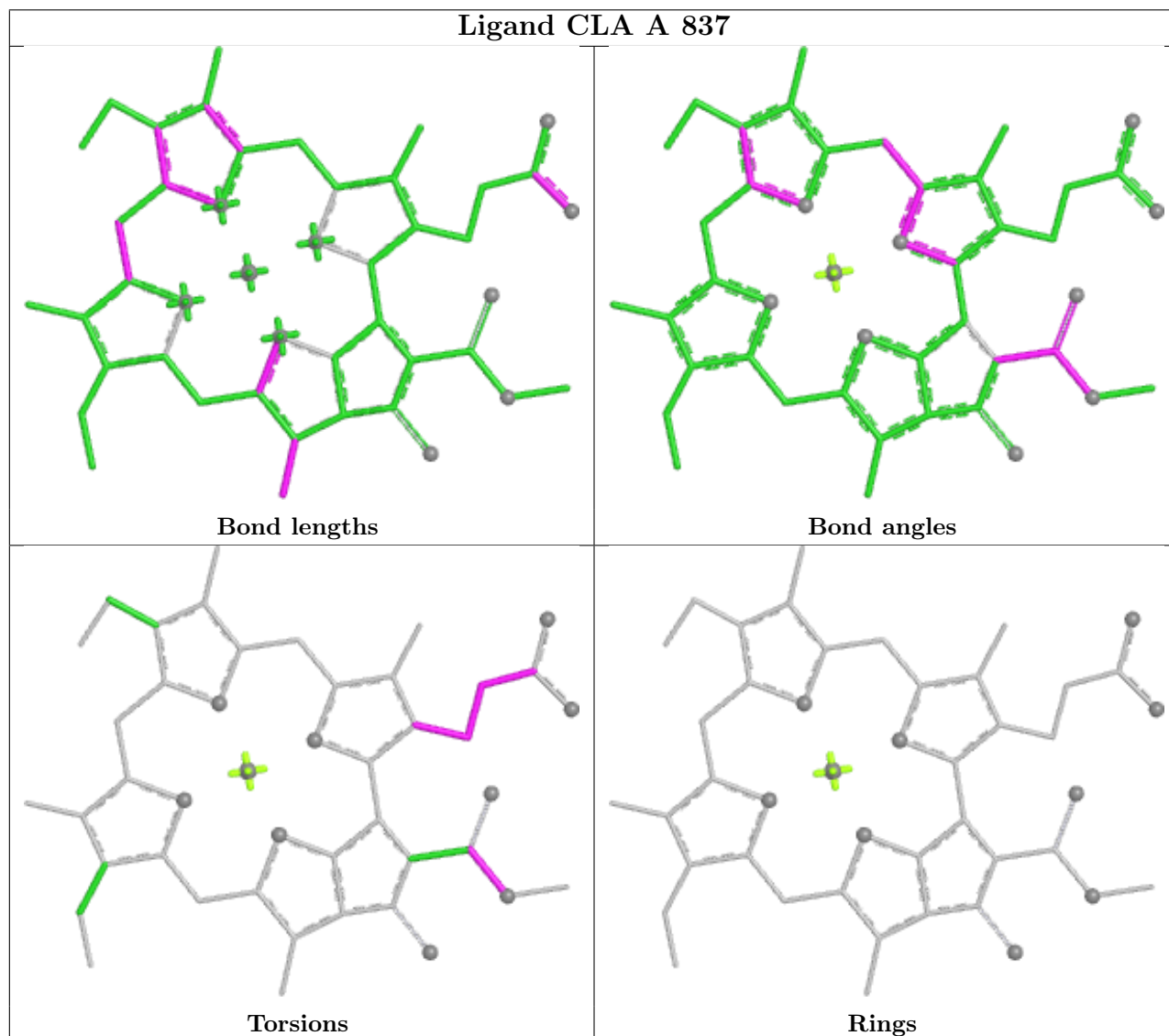
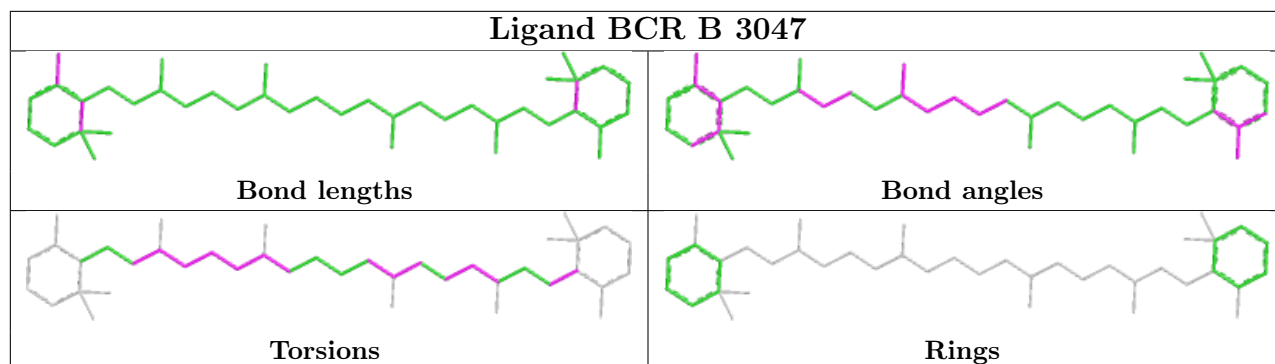


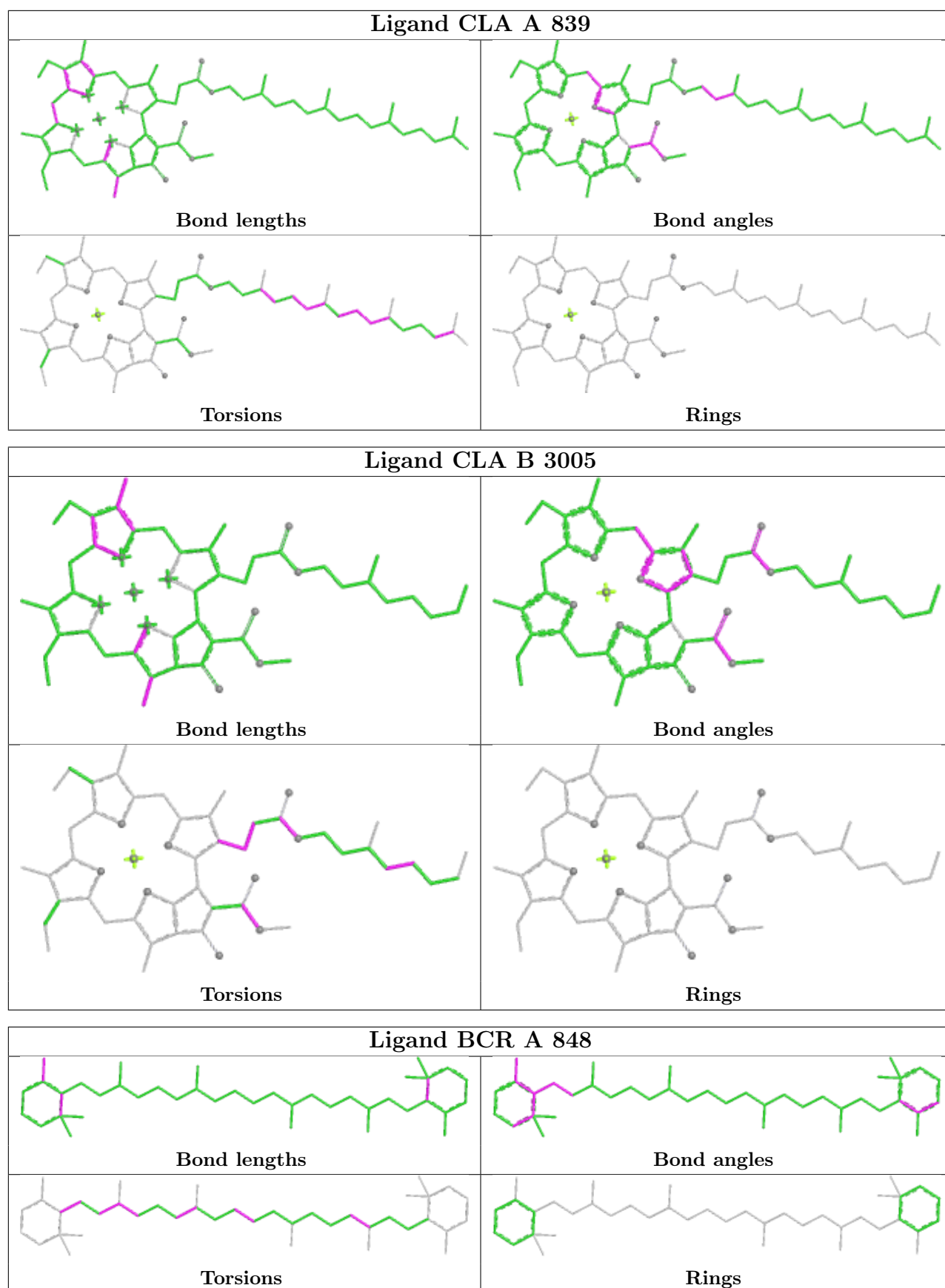


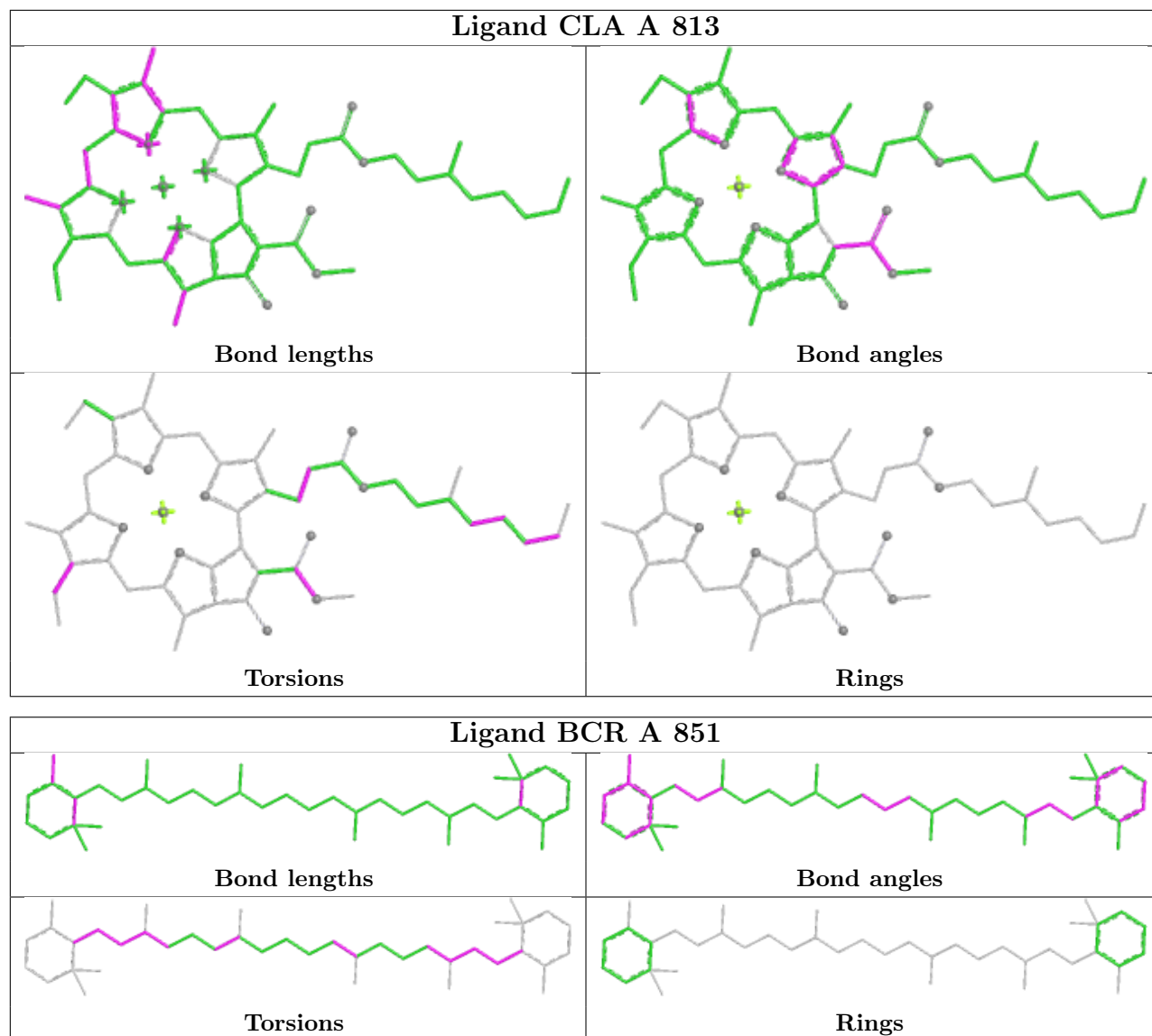


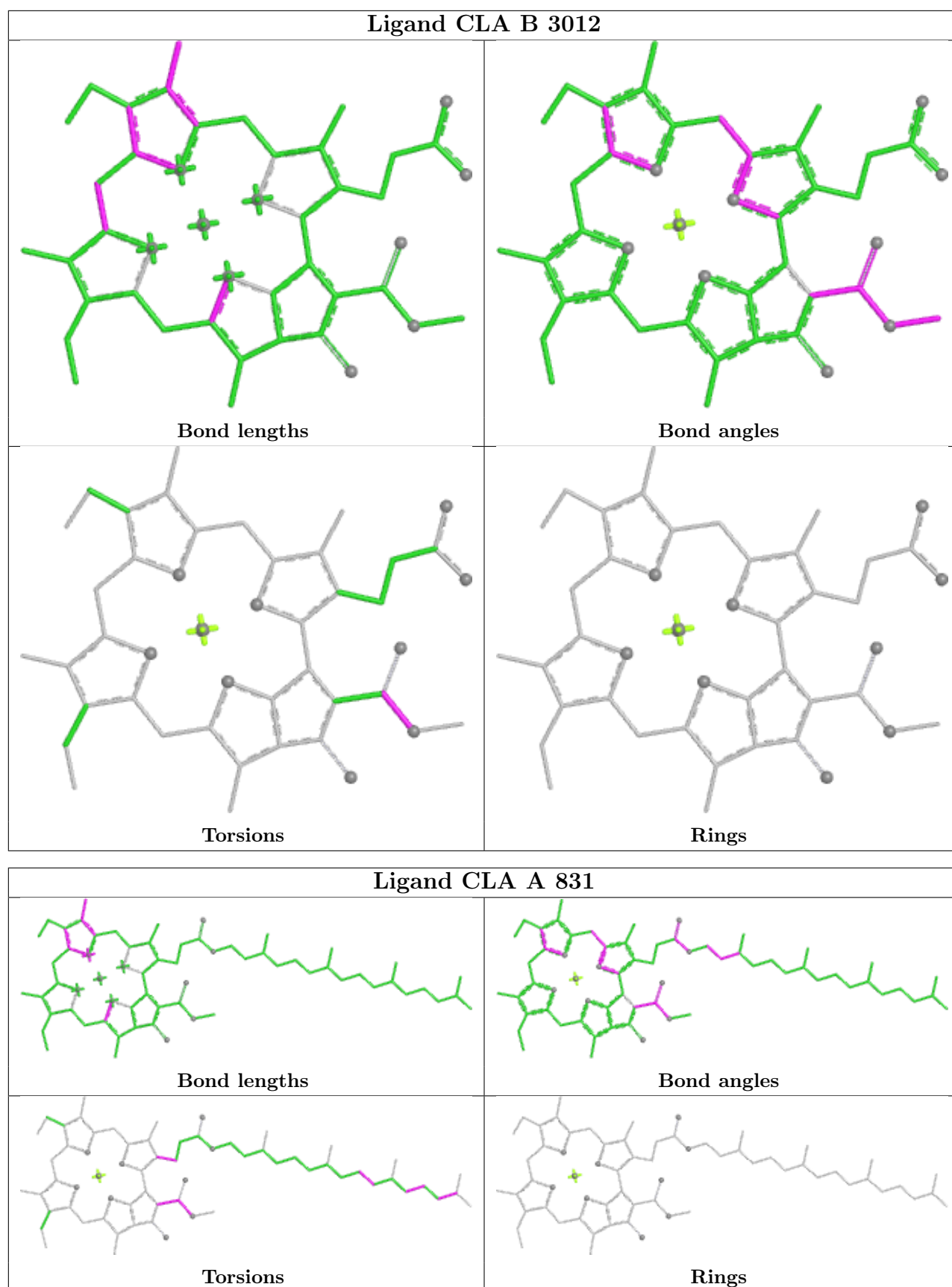


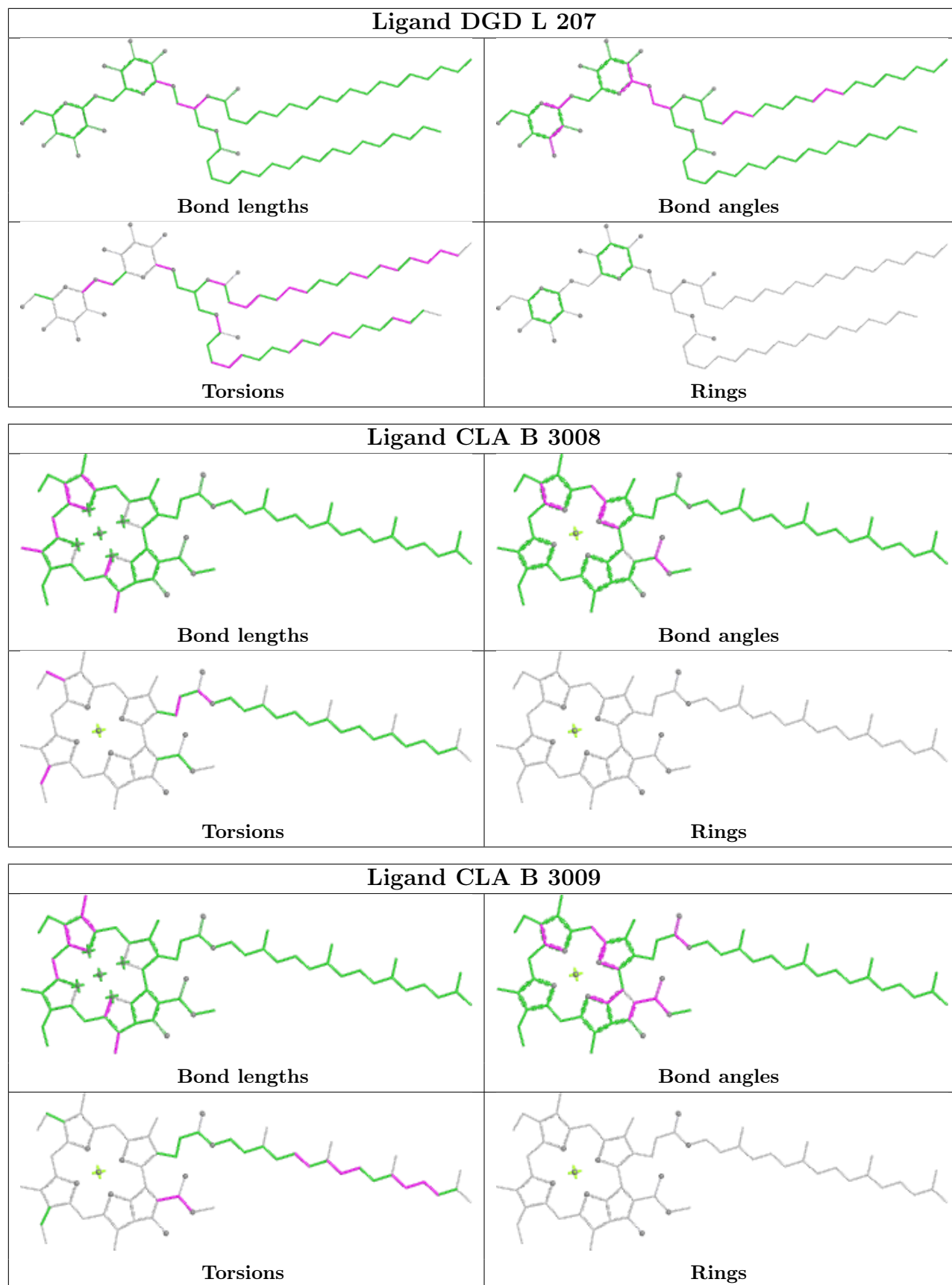


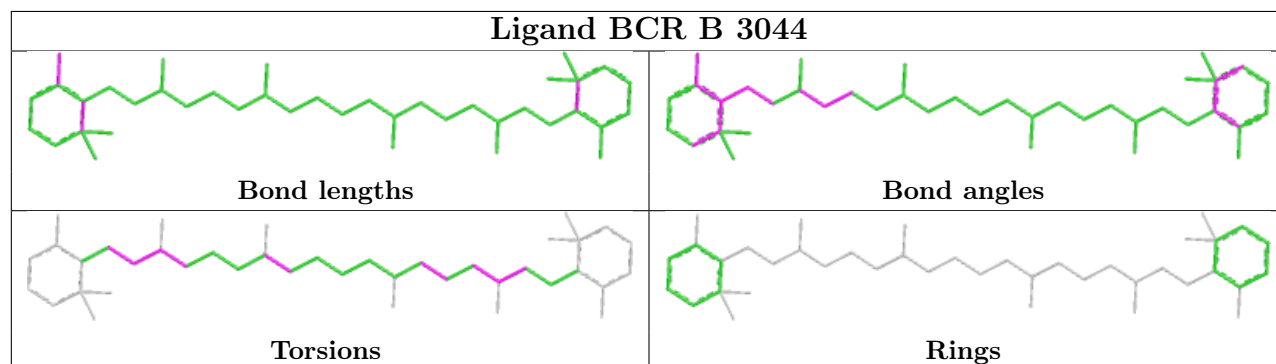
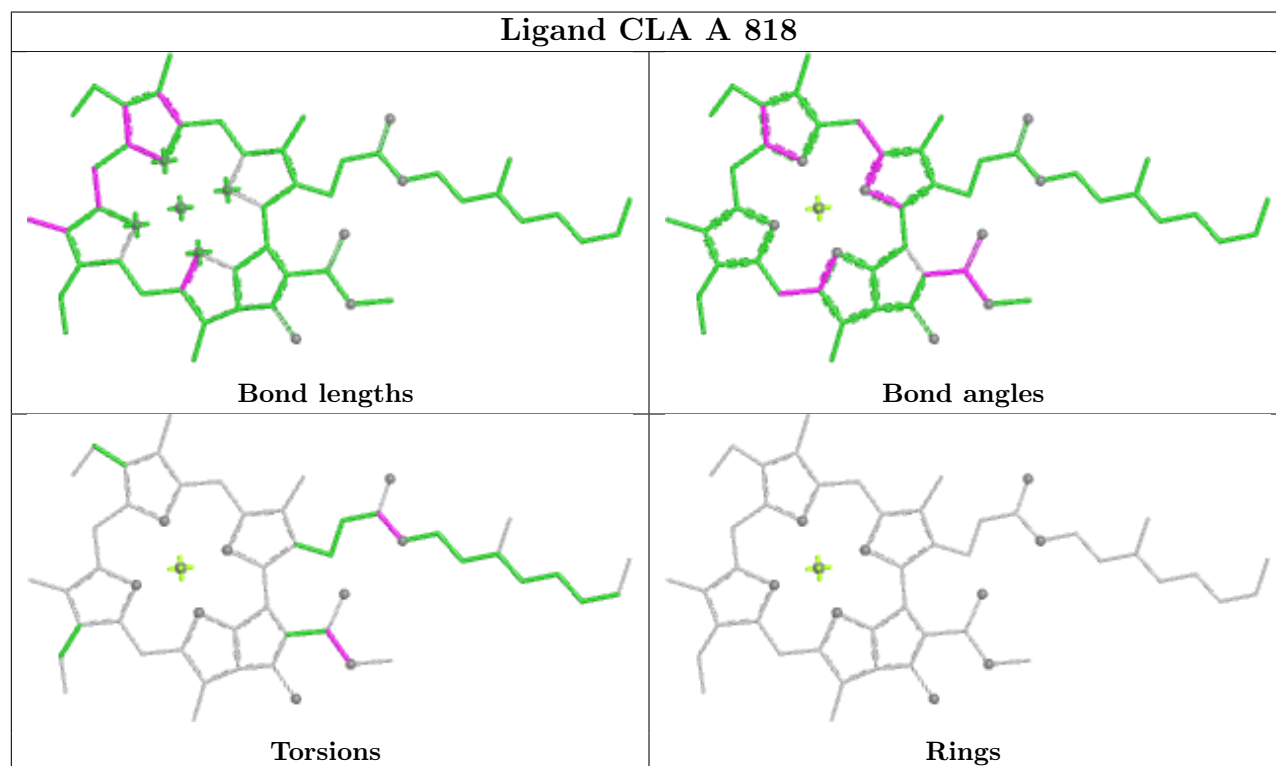
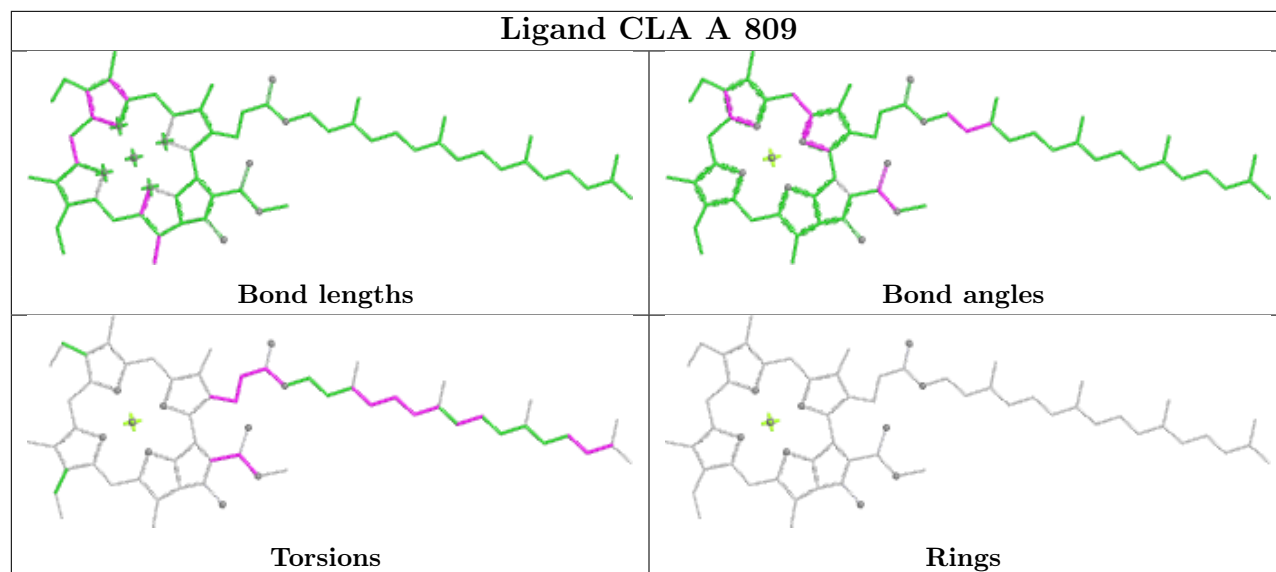


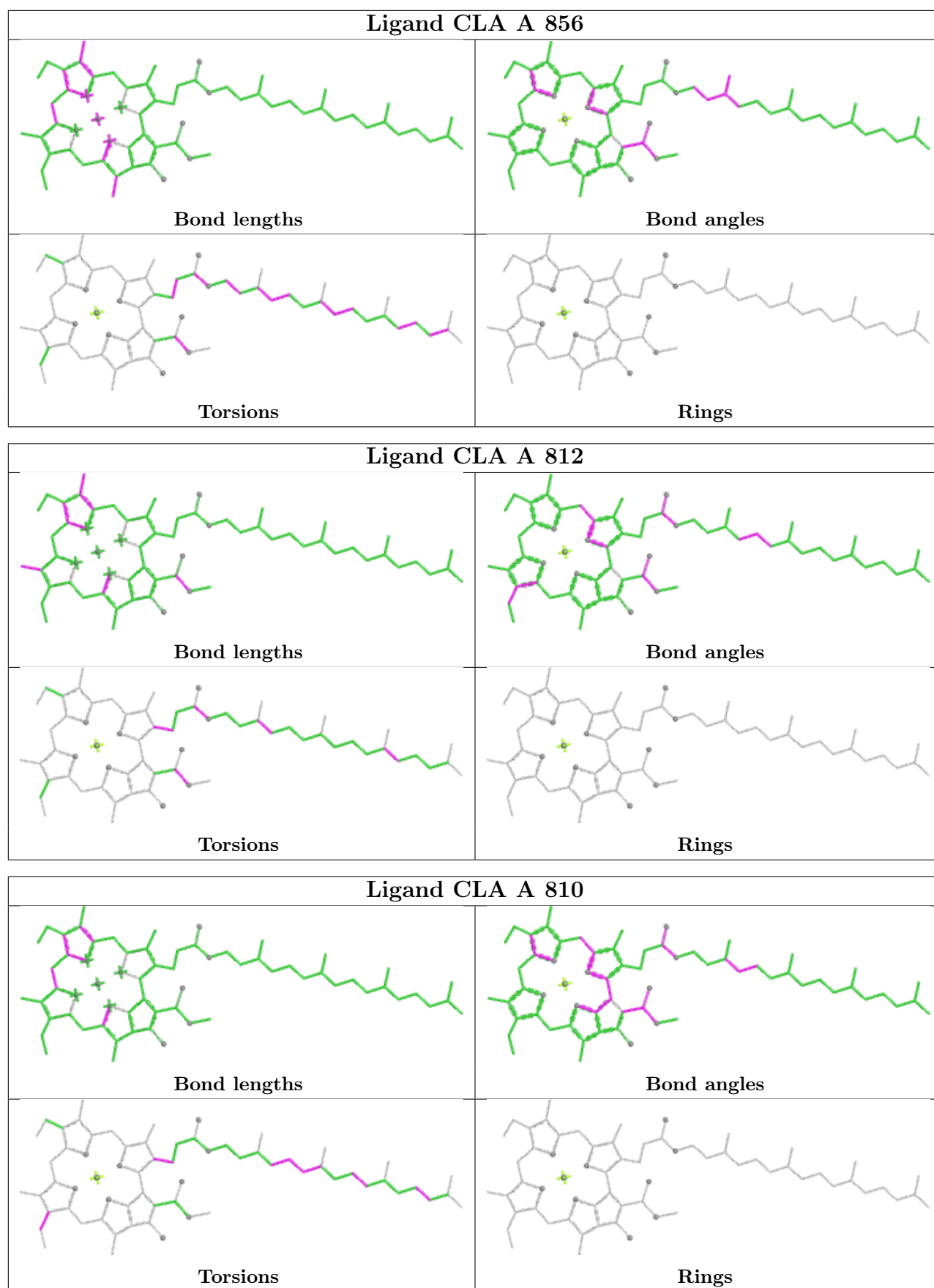


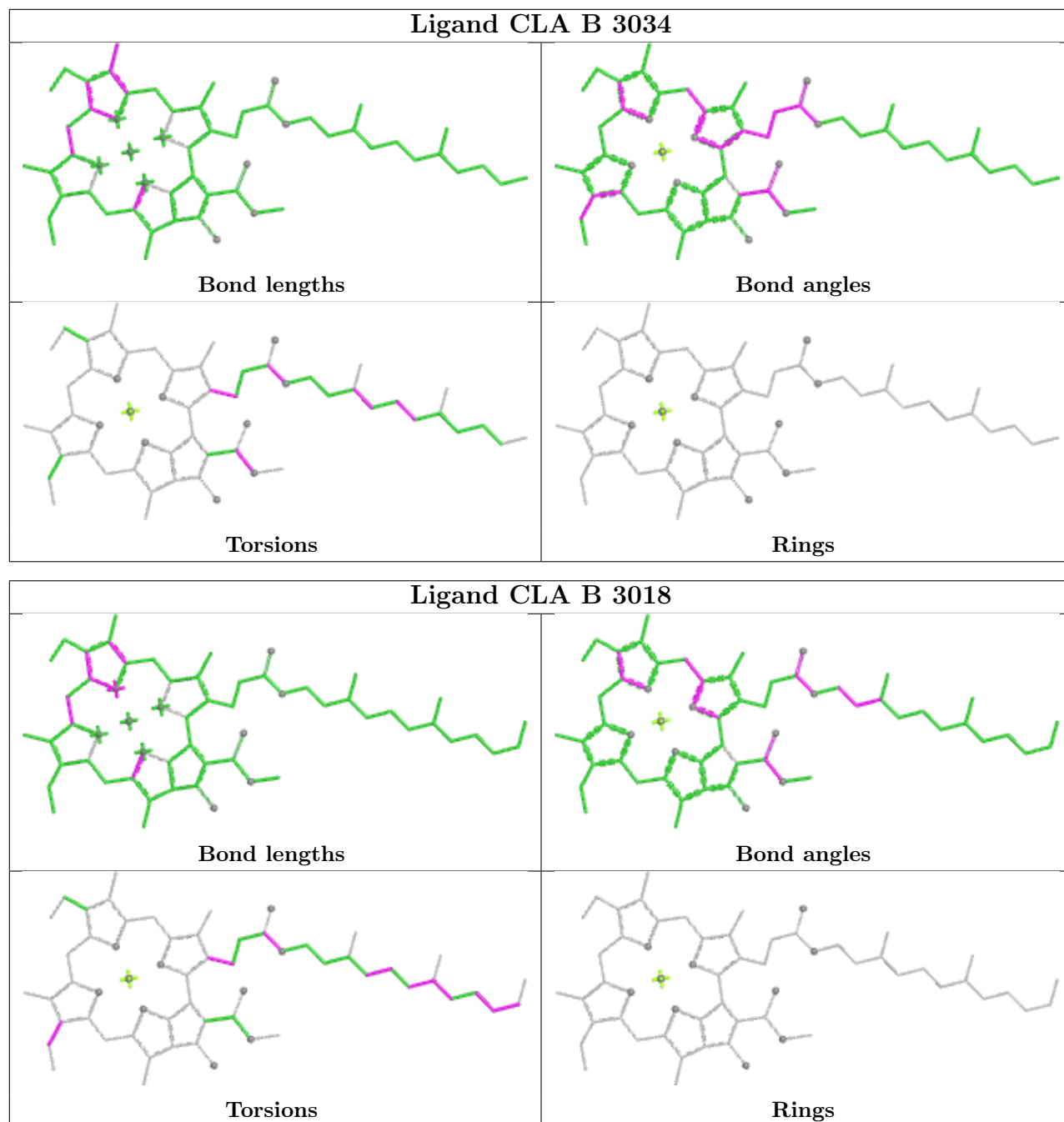


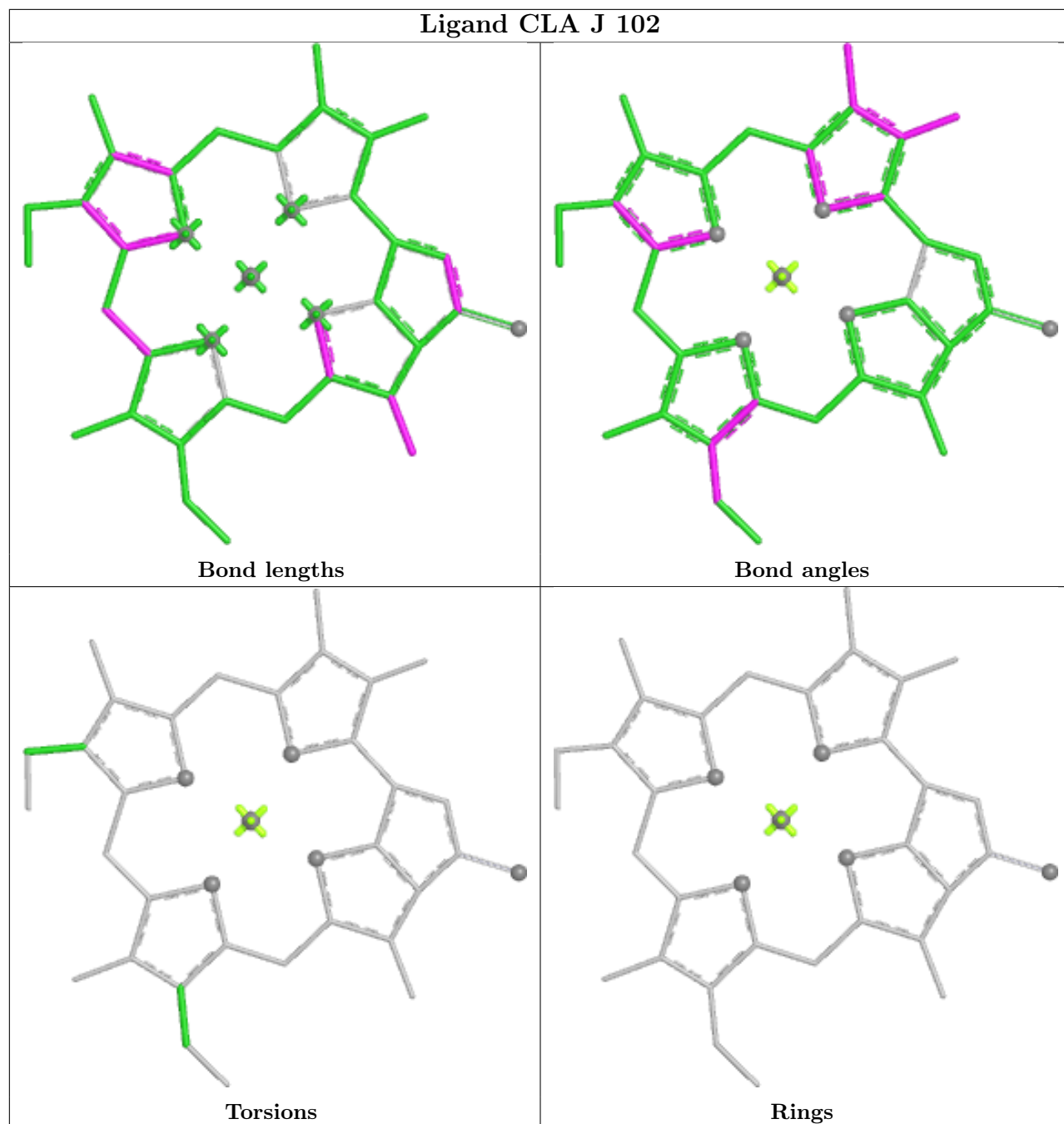


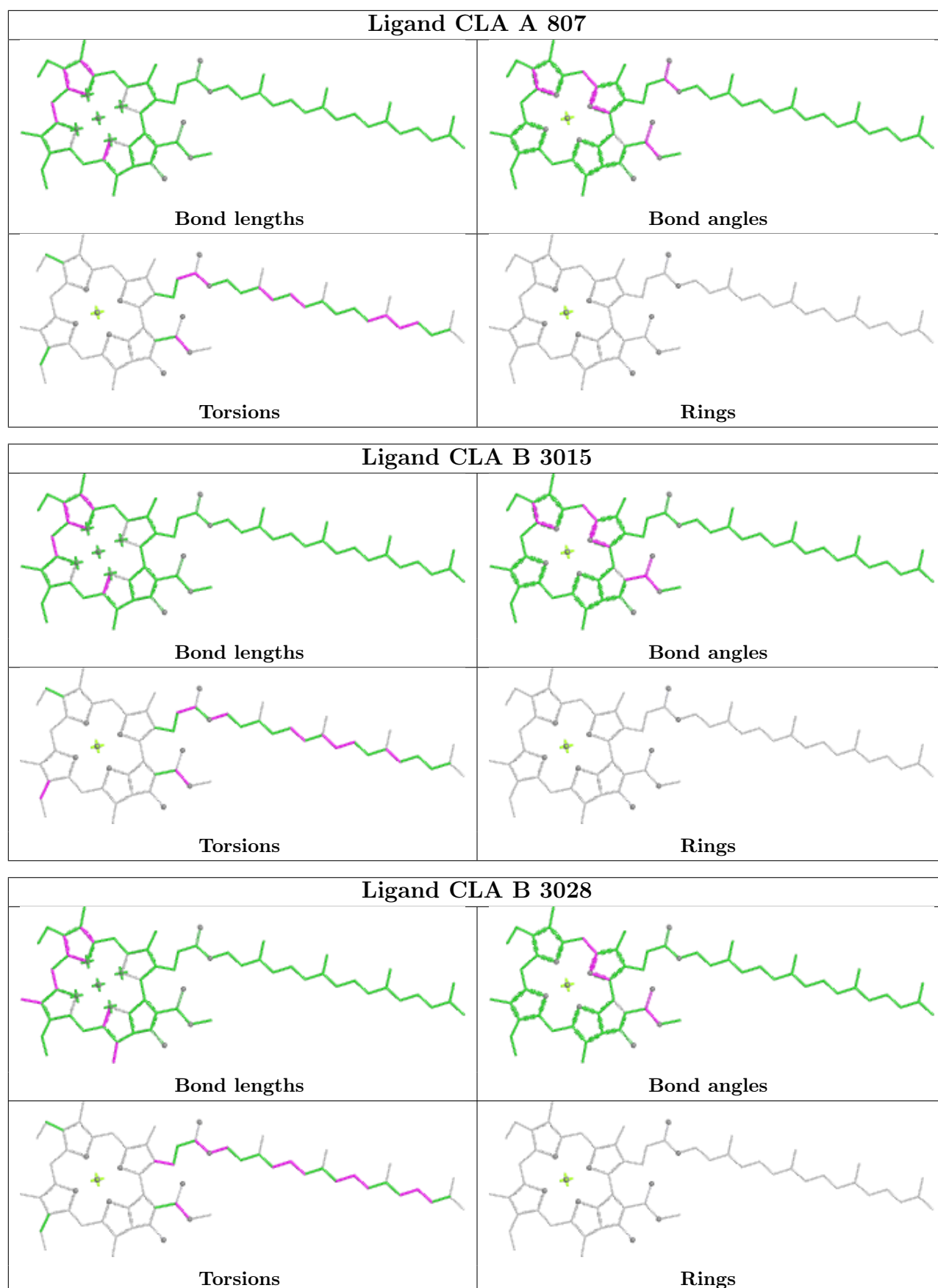


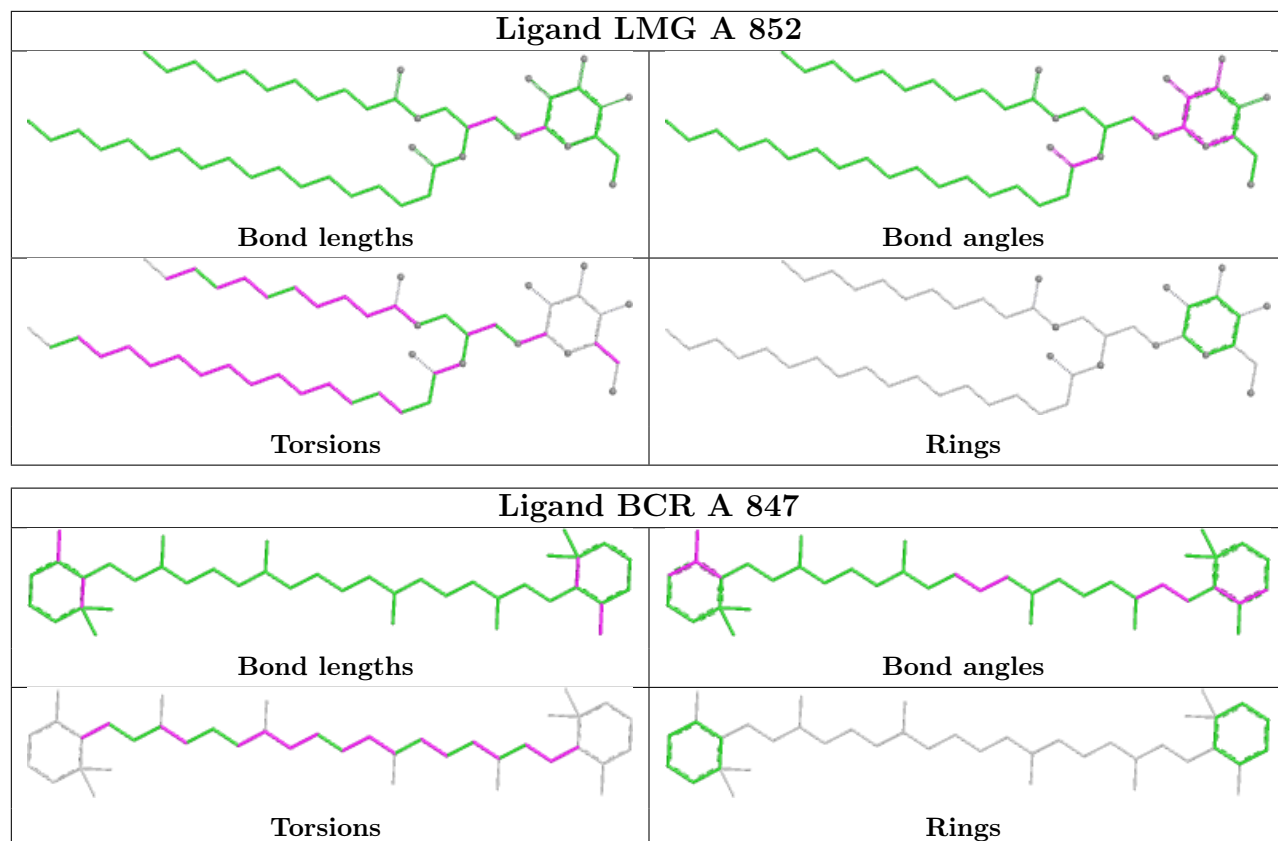


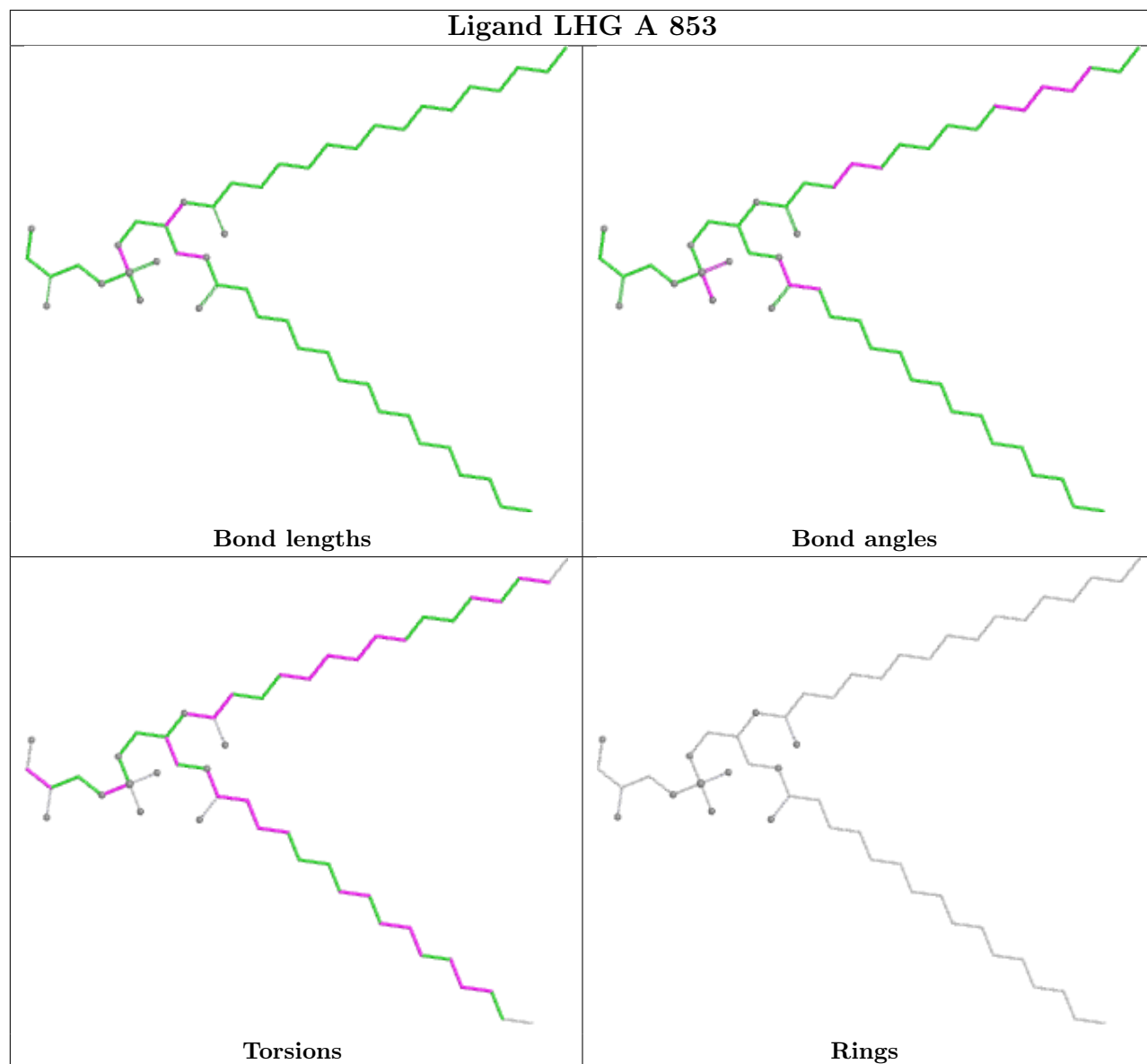


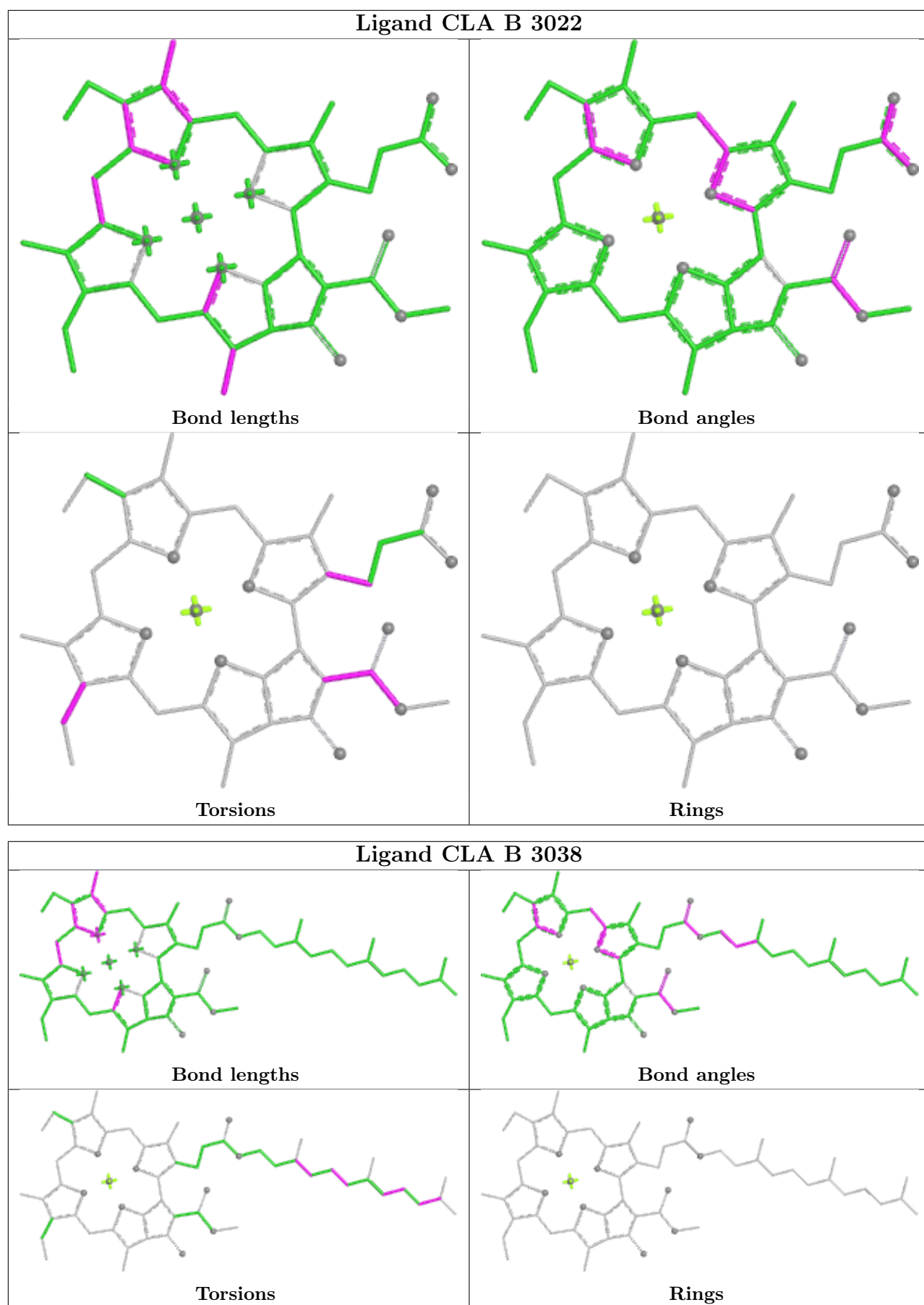


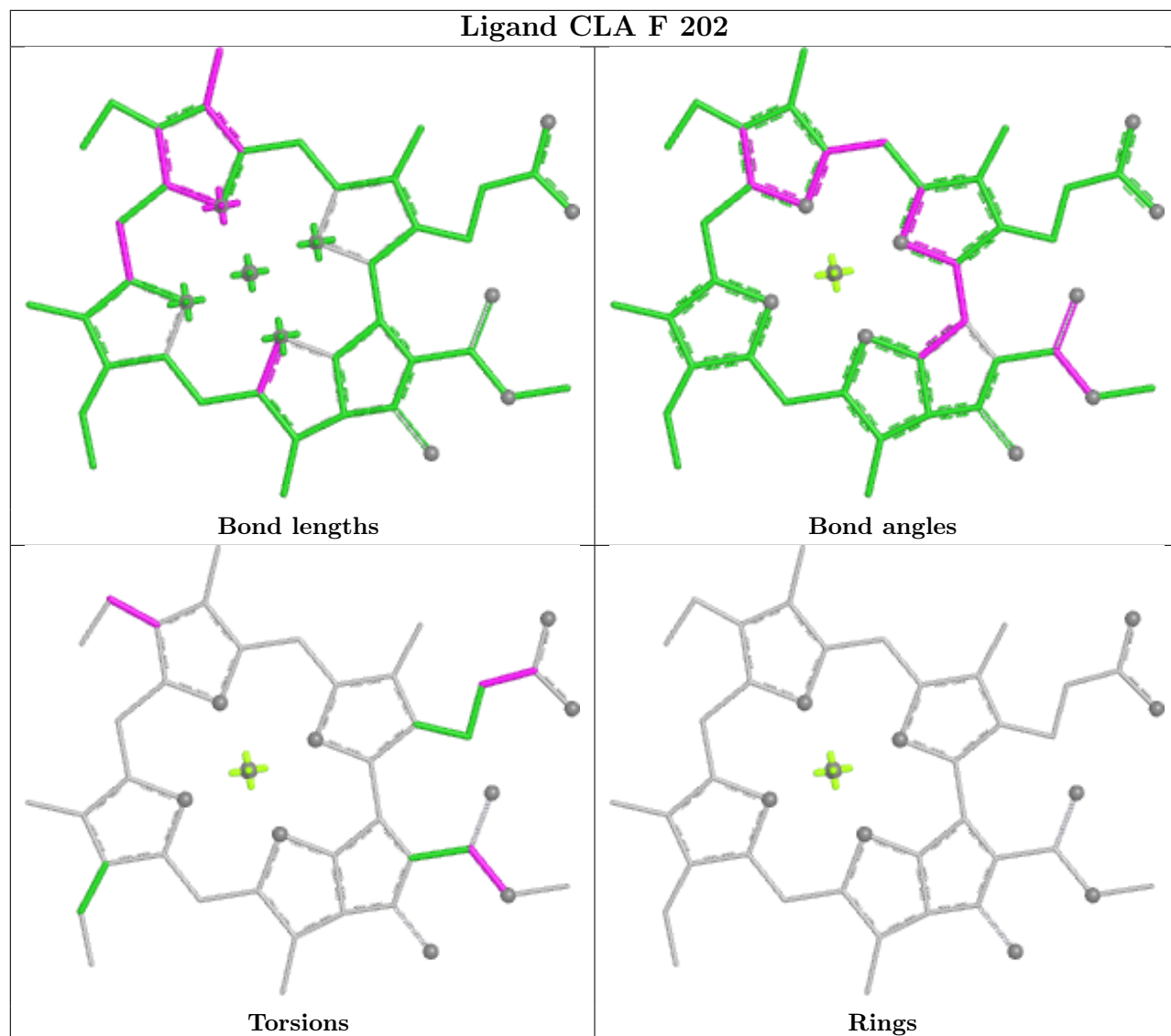


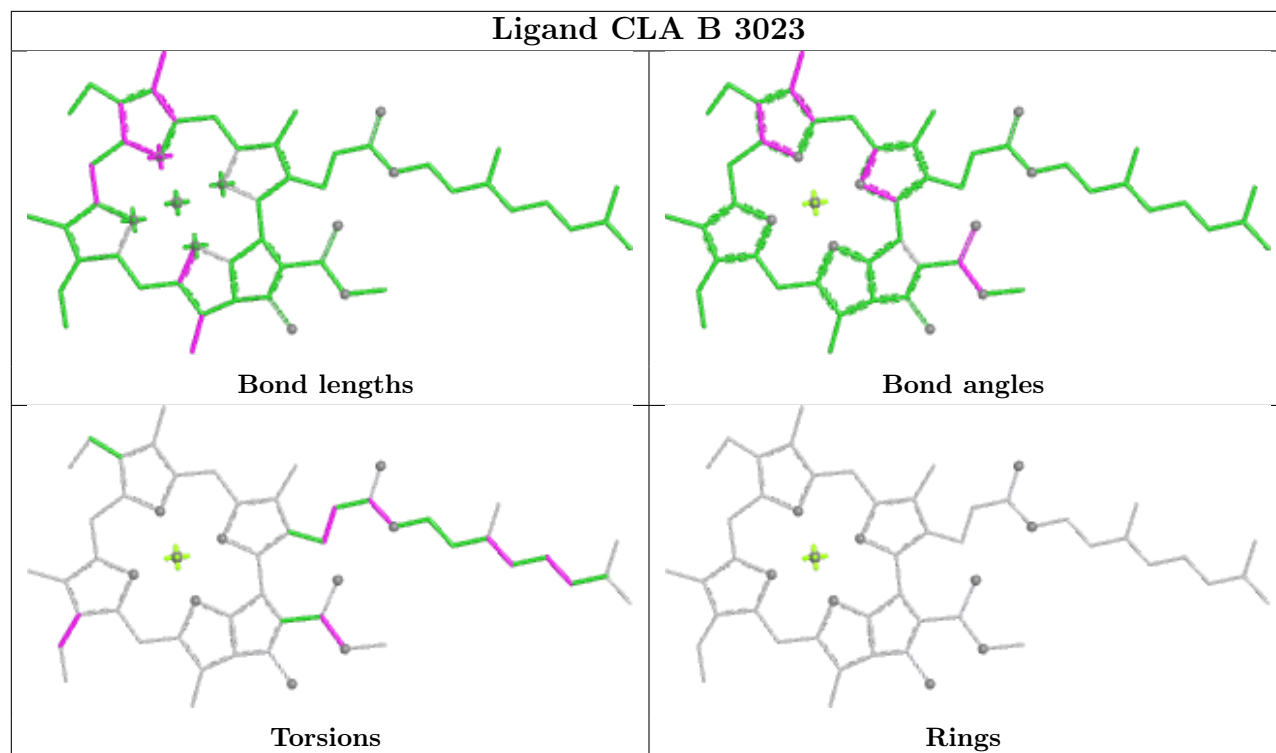


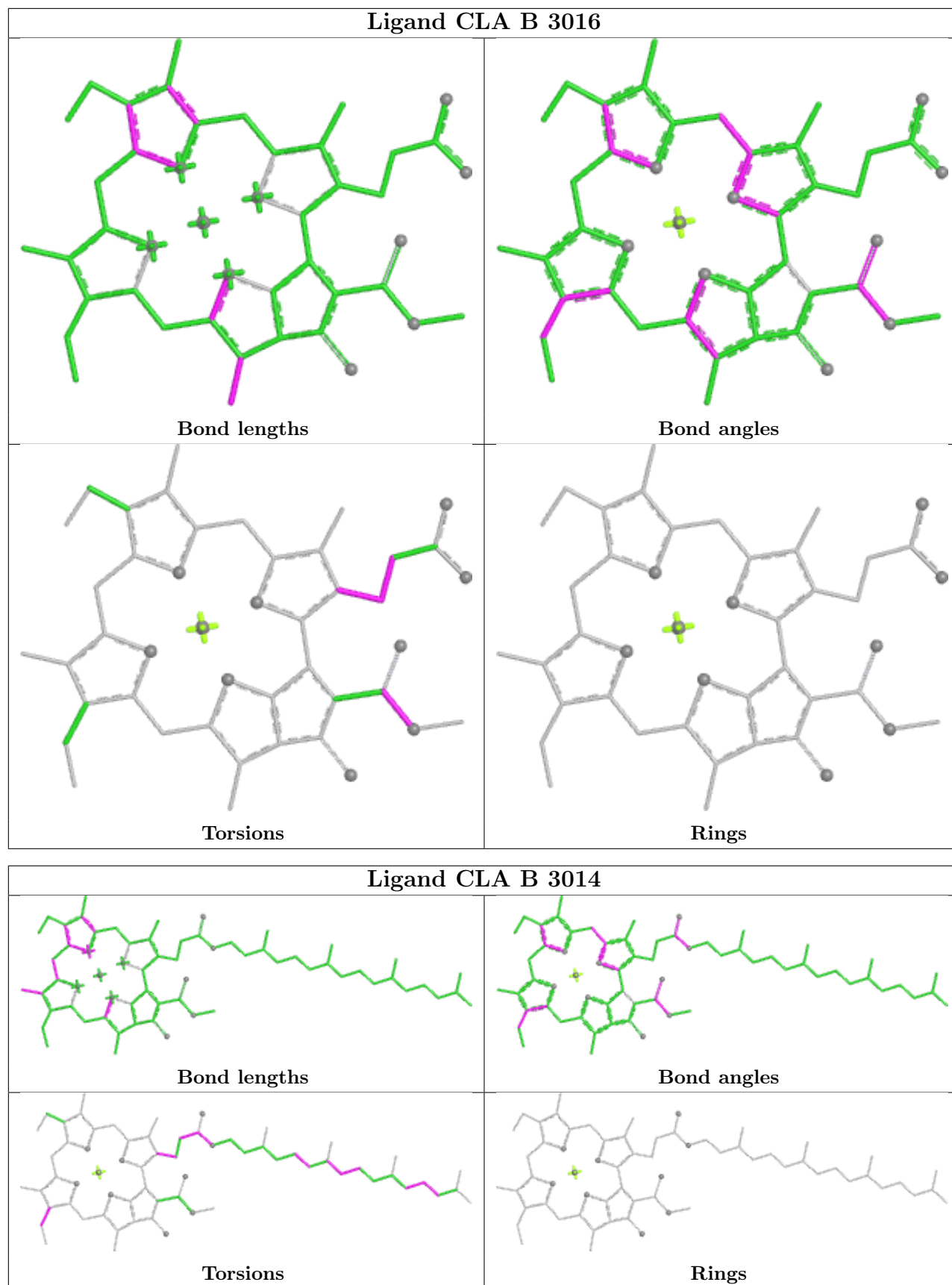












## 5.7 Other polymers [i](#)

There are no such residues in this entry.

## 5.8 Polymer linkage issues [i](#)

There are no chain breaks in this entry.

## 6 Fit of model and data [i](#)

### 6.1 Protein, DNA and RNA chains [i](#)

In the following table, the column labelled '#RSRZ > 2' contains the number (and percentage) of RSRZ outliers, followed by percent RSRZ outliers for the chain as percentile scores relative to all X-ray entries and entries of similar resolution. The OWAB column contains the minimum, median, 95<sup>th</sup> percentile and maximum values of the occupancy-weighted average B-factor per residue. The column labelled 'Q < 0.9' lists the number of (and percentage) of residues with an average occupancy less than 0.9.

| Mol | Chain | Analysed        | <RSRZ> | #RSRZ>2          | OWAB(Å <sup>2</sup> ) | Q<0.9 |
|-----|-------|-----------------|--------|------------------|-----------------------|-------|
| 1   | A     | 740/755 (98%)   | -1.51  | 1 (0%) 92   86   | 21, 87, 139, 184      | 0     |
| 2   | B     | 739/740 (99%)   | -1.78  | 0 100   100      | 13, 60, 106, 141      | 0     |
| 3   | C     | 80/80 (100%)    | -1.79  | 0 100   100      | 12, 53, 81, 91        | 0     |
| 4   | D     | 138/138 (100%)  | -1.84  | 0 100   100      | 30, 65, 92, 147       | 0     |
| 5   | E     | 69/75 (92%)     | -1.72  | 0 100   100      | 54, 82, 104, 120      | 0     |
| 6   | F     | 141/164 (85%)   | -1.53  | 0 100   100      | 54, 106, 125, 133     | 0     |
| 7   | I     | 38/38 (100%)    | -1.90  | 0 100   100      | 17, 34, 62, 96        | 0     |
| 8   | J     | 41/41 (100%)    | -1.28  | 0 100   100      | 97, 116, 130, 149     | 0     |
| 9   | K     | 47/83 (56%)     | -0.69  | 0 100   100      | 132, 166, 183, 200    | 0     |
| 10  | L     | 151/154 (98%)   | -1.90  | 0 100   100      | 13, 33, 72, 120       | 0     |
| 11  | M     | 31/31 (100%)    | -1.79  | 0 100   100      | 30, 53, 78, 102       | 0     |
| 12  | X     | 29/35 (82%)     | -1.64  | 0 100   100      | 67, 87, 116, 130      | 0     |
| All | All   | 2244/2334 (96%) | -1.65  | 1 (0%) 100   100 | 12, 70, 132, 200      | 0     |

All (1) RSRZ outliers are listed below:

| Mol | Chain | Res | Type | RSRZ |
|-----|-------|-----|------|------|
| 1   | A     | 274 | ALA  | 2.5  |

### 6.2 Non-standard residues in protein, DNA, RNA chains [i](#)

There are no non-standard protein/DNA/RNA residues in this entry.

### 6.3 Carbohydrates [i](#)

There are no oligosaccharides in this entry.

## 6.4 Ligands

In the following table, the Atoms column lists the number of modelled atoms in the group and the number defined in the chemical component dictionary. The B-factors column lists the minimum, median, 95<sup>th</sup> percentile and maximum values of B factors of atoms in the group. The column labelled 'Q< 0.9' lists the number of atoms with occupancy less than 0.9.

| Mol | Type | Chain | Res  | Atoms | RSCC | RSR  | B-factors(Å <sup>2</sup> ) | Q<0.9 |
|-----|------|-------|------|-------|------|------|----------------------------|-------|
| 14  | CLA  | K     | 101  | 41/65 | 0.96 | 0.10 | 112,149,185,194            | 0     |
| 14  | CLA  | A     | 816  | 45/65 | 0.97 | 0.11 | 105,143,169,179            | 0     |
| 14  | CLA  | A     | 817  | 49/65 | 0.97 | 0.07 | 63,127,159,160             | 0     |
| 14  | CLA  | A     | 821  | 43/65 | 0.97 | 0.10 | 72,130,170,176             | 0     |
| 14  | CLA  | A     | 813  | 54/65 | 0.97 | 0.07 | 74,100,128,136             | 0     |
| 14  | CLA  | A     | 818  | 54/65 | 0.98 | 0.09 | 95,124,151,161             | 0     |
| 14  | CLA  | A     | 812  | 65/65 | 0.98 | 0.09 | 81,114,144,146             | 0     |
| 14  | CLA  | A     | 823  | 49/65 | 0.98 | 0.07 | 78,116,146,158             | 0     |
| 14  | CLA  | J     | 101  | 45/65 | 0.98 | 0.06 | 118,137,171,176            | 0     |
| 14  | CLA  | J     | 102  | 37/65 | 0.98 | 0.05 | 102,125,149,163            | 0     |
| 14  | CLA  | A     | 815  | 45/65 | 0.98 | 0.09 | 85,114,150,156             | 0     |
| 14  | CLA  | K     | 103  | 45/65 | 0.98 | 0.05 | 101,132,164,166            | 0     |
| 14  | CLA  | X     | 1701 | 45/65 | 0.98 | 0.06 | 75,104,134,140             | 0     |
| 16  | BCR  | A     | 847  | 40/40 | 0.98 | 0.06 | 96,131,161,175             | 0     |
| 16  | BCR  | J     | 104  | 40/40 | 0.98 | 0.05 | 78,116,145,150             | 0     |
| 16  | BCR  | K     | 102  | 40/40 | 0.98 | 0.09 | 107,147,166,175            | 0     |
| 17  | LMG  | A     | 852  | 48/55 | 0.98 | 0.06 | 56,113,152,160             | 0     |
| 18  | LHG  | B     | 3050 | 23/49 | 0.98 | 0.05 | 73,111,139,145             | 0     |
| 21  | LMT  | L     | 202  | 35/35 | 0.98 | 0.06 | 74,142,179,192             | 0     |
| 22  | DGD  | L     | 207  | 66/66 | 0.98 | 0.05 | 45,99,155,168              | 0     |
| 14  | CLA  | A     | 829  | 65/65 | 0.99 | 0.05 | 59,85,110,117              | 0     |
| 14  | CLA  | A     | 831  | 65/65 | 0.99 | 0.04 | 55,87,110,118              | 0     |
| 14  | CLA  | A     | 836  | 54/65 | 0.99 | 0.04 | 47,87,128,136              | 0     |
| 14  | CLA  | A     | 837  | 45/65 | 0.99 | 0.05 | 80,104,127,137             | 0     |
| 14  | CLA  | B     | 3012 | 45/65 | 0.99 | 0.03 | 45,67,88,111               | 0     |
| 14  | CLA  | B     | 3013 | 45/65 | 0.99 | 0.04 | 57,89,115,119              | 0     |
| 14  | CLA  | B     | 3017 | 55/65 | 0.99 | 0.04 | 61,96,133,166              | 0     |
| 14  | CLA  | B     | 3020 | 65/65 | 0.99 | 0.04 | 48,91,121,132              | 0     |
| 14  | CLA  | B     | 3021 | 47/65 | 0.99 | 0.04 | 69,98,129,135              | 0     |
| 14  | CLA  | B     | 3022 | 45/65 | 0.99 | 0.04 | 67,93,119,120              | 0     |
| 14  | CLA  | B     | 3023 | 55/65 | 0.99 | 0.04 | 69,94,122,122              | 0     |
| 14  | CLA  | B     | 3036 | 45/65 | 0.99 | 0.03 | 44,79,107,111              | 0     |
| 14  | CLA  | B     | 3037 | 45/65 | 0.99 | 0.04 | 64,88,120,121              | 0     |
| 14  | CLA  | F     | 202  | 45/65 | 0.99 | 0.06 | 86,115,145,151             | 0     |
| 14  | CLA  | A     | 808  | 51/65 | 0.99 | 0.04 | 81,103,130,133             | 0     |
| 14  | CLA  | A     | 810  | 65/65 | 0.99 | 0.04 | 44,99,148,161              | 0     |
| 14  | CLA  | A     | 811  | 45/65 | 0.99 | 0.06 | 92,125,152,159             | 0     |

*Continued on next page...*

*Continued from previous page...*

| Mol | Type | Chain | Res  | Atoms | RSCC | RSR  | B-factors( $\text{\AA}^2$ ) | Q<0.9 |
|-----|------|-------|------|-------|------|------|-----------------------------|-------|
| 14  | CLA  | A     | 805  | 59/65 | 0.99 | 0.04 | 75,98,125,141               | 0     |
| 14  | CLA  | M     | 102  | 45/65 | 0.99 | 0.09 | 83,131,166,180              | 0     |
| 14  | CLA  | A     | 819  | 54/65 | 0.99 | 0.05 | 61,94,116,132               | 0     |
| 14  | CLA  | A     | 820  | 65/65 | 0.99 | 0.04 | 65,100,125,134              | 0     |
| 16  | BCR  | A     | 848  | 40/40 | 0.99 | 0.06 | 77,119,171,177              | 0     |
| 16  | BCR  | A     | 849  | 40/40 | 0.99 | 0.04 | 61,91,155,157               | 0     |
| 16  | BCR  | A     | 850  | 40/40 | 0.99 | 0.04 | 41,74,108,125               | 0     |
| 16  | BCR  | B     | 3044 | 40/40 | 0.99 | 0.06 | 75,110,143,161              | 0     |
| 16  | BCR  | B     | 3046 | 40/40 | 0.99 | 0.05 | 43,76,131,143               | 0     |
| 16  | BCR  | B     | 3047 | 40/40 | 0.99 | 0.04 | 54,79,99,106                | 0     |
| 16  | BCR  | B     | 3051 | 40/40 | 0.99 | 0.04 | 46,84,127,134               | 0     |
| 16  | BCR  | F     | 201  | 40/40 | 0.99 | 0.07 | 45,91,124,132               | 0     |
| 16  | BCR  | F     | 203  | 40/40 | 0.99 | 0.04 | 43,94,126,147               | 0     |
| 14  | CLA  | A     | 806  | 65/65 | 0.99 | 0.04 | 67,101,136,142              | 0     |
| 16  | BCR  | J     | 105  | 40/40 | 0.99 | 0.06 | 67,114,154,161              | 0     |
| 14  | CLA  | A     | 822  | 65/65 | 0.99 | 0.04 | 51,87,121,127               | 0     |
| 16  | BCR  | M     | 103  | 40/40 | 0.99 | 0.03 | 21,48,76,82                 | 0     |
| 14  | CLA  | A     | 814  | 60/65 | 0.99 | 0.08 | 73,115,140,141              | 0     |
| 17  | LMG  | A     | 855  | 30/55 | 0.99 | 0.06 | 32,83,145,162               | 0     |
| 17  | LMG  | I     | 102  | 40/55 | 0.99 | 0.07 | 49,85,120,144               | 0     |
| 14  | CLA  | A     | 824  | 51/65 | 0.99 | 0.05 | 67,101,132,138              | 0     |
| 18  | LHG  | M     | 101  | 49/49 | 0.99 | 0.05 | 47,89,164,181               | 0     |
| 14  | CLA  | A     | 826  | 65/65 | 0.99 | 0.05 | 71,100,131,134              | 0     |
| 14  | CLA  | A     | 828  | 65/65 | 0.99 | 0.05 | 59,93,128,135               | 0     |
| 14  | CLA  | B     | 3018 | 59/65 | 1.00 | 0.04 | 47,81,109,117               | 0     |
| 14  | CLA  | B     | 3019 | 60/65 | 1.00 | 0.03 | 49,70,100,107               | 0     |
| 14  | CLA  | A     | 803  | 65/65 | 1.00 | 0.02 | 42,67,87,108                | 0     |
| 14  | CLA  | A     | 809  | 65/65 | 1.00 | 0.03 | 38,84,123,129               | 0     |
| 14  | CLA  | A     | 830  | 65/65 | 1.00 | 0.04 | 55,88,118,121               | 0     |
| 14  | CLA  | A     | 804  | 65/65 | 1.00 | 0.03 | 59,98,125,132               | 0     |
| 14  | CLA  | B     | 3024 | 45/65 | 1.00 | 0.02 | 30,61,94,106                | 0     |
| 14  | CLA  | B     | 3025 | 54/65 | 1.00 | 0.02 | 48,64,87,87                 | 0     |
| 14  | CLA  | B     | 3026 | 46/65 | 1.00 | 0.02 | 36,64,89,90                 | 0     |
| 14  | CLA  | B     | 3027 | 65/65 | 1.00 | 0.03 | 38,65,91,97                 | 0     |
| 14  | CLA  | B     | 3028 | 65/65 | 1.00 | 0.03 | 15,48,100,102               | 0     |
| 14  | CLA  | B     | 3029 | 65/65 | 1.00 | 0.02 | 27,61,79,97                 | 0     |
| 14  | CLA  | B     | 3030 | 65/65 | 1.00 | 0.02 | 20,47,80,98                 | 0     |
| 14  | CLA  | B     | 3031 | 45/65 | 1.00 | 0.03 | 46,73,95,113                | 0     |
| 14  | CLA  | B     | 3032 | 49/65 | 1.00 | 0.03 | 34,69,97,122                | 0     |
| 14  | CLA  | B     | 3033 | 65/65 | 1.00 | 0.03 | 56,86,112,121               | 0     |
| 14  | CLA  | B     | 3034 | 58/65 | 1.00 | 0.05 | 63,98,137,141               | 0     |
| 14  | CLA  | B     | 3035 | 45/65 | 1.00 | 0.03 | 55,73,95,97                 | 0     |

*Continued on next page...*

*Continued from previous page...*

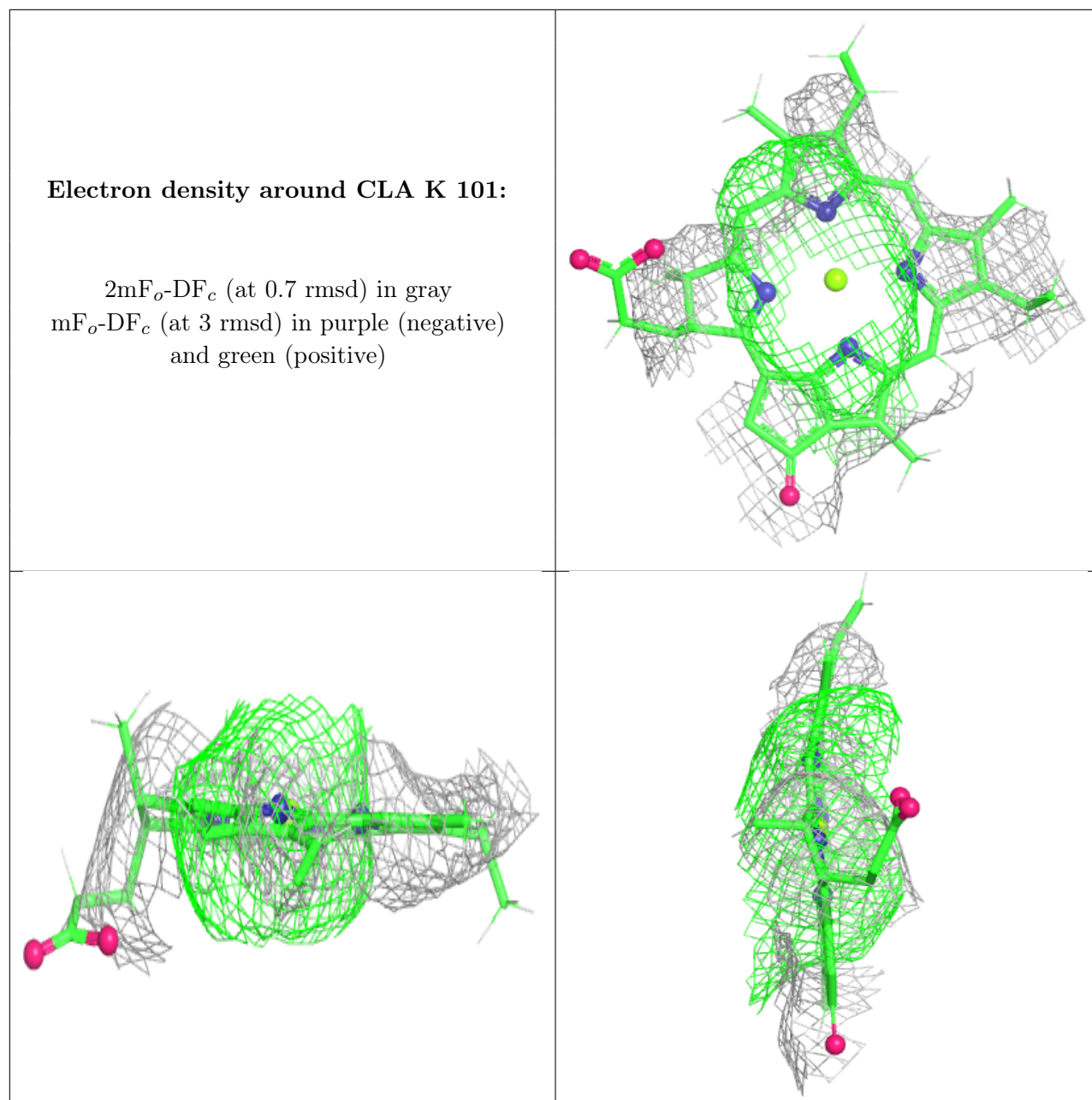
| Mol | Type | Chain | Res  | Atoms | RSCC | RSR  | B-factors( $\text{\AA}^2$ ) | Q<0.9 |
|-----|------|-------|------|-------|------|------|-----------------------------|-------|
| 14  | CLA  | A     | 832  | 50/65 | 1.00 | 0.03 | 33,61,91,117                | 0     |
| 14  | CLA  | A     | 833  | 65/65 | 1.00 | 0.03 | 24,63,135,140               | 0     |
| 14  | CLA  | B     | 3038 | 60/65 | 1.00 | 0.03 | 41,81,112,122               | 0     |
| 14  | CLA  | B     | 3039 | 65/65 | 1.00 | 0.03 | 42,88,128,143               | 0     |
| 14  | CLA  | B     | 3040 | 47/65 | 1.00 | 0.02 | 49,74,93,105                | 0     |
| 14  | CLA  | B     | 3041 | 65/65 | 1.00 | 0.01 | 2,18,52,58                  | 0     |
| 14  | CLA  | B     | 3042 | 65/65 | 1.00 | 0.02 | 4,29,52,55                  | 0     |
| 14  | CLA  | A     | 834  | 65/65 | 1.00 | 0.02 | 10,37,65,71                 | 0     |
| 14  | CLA  | A     | 835  | 65/65 | 1.00 | 0.02 | 2,32,62,90                  | 0     |
| 13  | CLO  | A     | 801  | 65/65 | 1.00 | 0.03 | 2,46,71,74                  | 0     |
| 14  | CLA  | A     | 802  | 65/65 | 1.00 | 0.02 | 20,38,54,75                 | 0     |
| 14  | CLA  | A     | 838  | 51/65 | 1.00 | 0.02 | 36,59,79,102                | 0     |
| 14  | CLA  | L     | 204  | 65/65 | 1.00 | 0.02 | 11,41,72,93                 | 0     |
| 14  | CLA  | L     | 205  | 65/65 | 1.00 | 0.02 | 8,45,117,130                | 0     |
| 14  | CLA  | L     | 206  | 65/65 | 1.00 | 0.02 | 21,46,75,85                 | 0     |
| 14  | CLA  | A     | 839  | 65/65 | 1.00 | 0.03 | 21,59,97,120                | 0     |
| 14  | CLA  | A     | 840  | 47/65 | 1.00 | 0.03 | 22,55,75,93                 | 0     |
| 15  | PQN  | A     | 846  | 33/33 | 1.00 | 0.04 | 61,89,118,121               | 0     |
| 15  | PQN  | B     | 3043 | 33/33 | 1.00 | 0.03 | 27,47,66,70                 | 0     |
| 14  | CLA  | A     | 841  | 65/65 | 1.00 | 0.02 | 32,69,123,132               | 0     |
| 14  | CLA  | A     | 842  | 51/65 | 1.00 | 0.04 | 36,75,124,143               | 0     |
| 14  | CLA  | A     | 843  | 65/65 | 1.00 | 0.02 | 37,73,117,135               | 0     |
| 14  | CLA  | A     | 844  | 65/65 | 1.00 | 0.02 | 2,17,50,59                  | 0     |
| 16  | BCR  | A     | 851  | 40/40 | 1.00 | 0.03 | 20,63,90,93                 | 0     |
| 14  | CLA  | A     | 845  | 52/65 | 1.00 | 0.03 | 44,84,111,120               | 0     |
| 16  | BCR  | B     | 3045 | 40/40 | 1.00 | 0.02 | 48,74,114,123               | 0     |
| 14  | CLA  | A     | 856  | 65/65 | 1.00 | 0.03 | 38,65,91,102                | 0     |
| 14  | CLA  | B     | 3003 | 65/65 | 1.00 | 0.03 | 16,49,70,76                 | 0     |
| 16  | BCR  | B     | 3048 | 40/40 | 1.00 | 0.02 | 14,34,61,61                 | 0     |
| 14  | CLA  | B     | 3004 | 65/65 | 1.00 | 0.02 | 9,33,53,64                  | 0     |
| 14  | CLA  | B     | 3005 | 54/65 | 1.00 | 0.02 | 23,48,67,74                 | 0     |
| 14  | CLA  | B     | 3006 | 65/65 | 1.00 | 0.02 | 26,56,90,101                | 0     |
| 16  | BCR  | I     | 101  | 40/40 | 1.00 | 0.02 | 2,28,50,68                  | 0     |
| 16  | BCR  | J     | 103  | 40/40 | 1.00 | 0.04 | 60,102,125,129              | 0     |
| 14  | CLA  | B     | 3007 | 65/65 | 1.00 | 0.02 | 22,50,77,90                 | 0     |
| 14  | CLA  | B     | 3008 | 65/65 | 1.00 | 0.02 | 10,35,66,89                 | 0     |
| 14  | CLA  | B     | 3009 | 65/65 | 1.00 | 0.02 | 10,39,72,76                 | 0     |
| 16  | BCR  | L     | 201  | 40/40 | 1.00 | 0.02 | 2,34,59,61                  | 0     |
| 16  | BCR  | L     | 208  | 40/40 | 1.00 | 0.02 | 3,28,48,65                  | 0     |
| 16  | BCR  | L     | 209  | 40/40 | 1.00 | 0.02 | 2,38,86,98                  | 0     |
| 14  | CLA  | B     | 3010 | 65/65 | 1.00 | 0.02 | 5,38,66,90                  | 0     |
| 14  | CLA  | B     | 3011 | 65/65 | 1.00 | 0.02 | 2,24,59,69                  | 0     |

*Continued on next page...*

*Continued from previous page...*

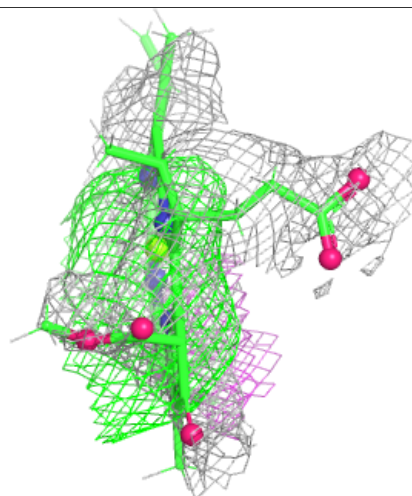
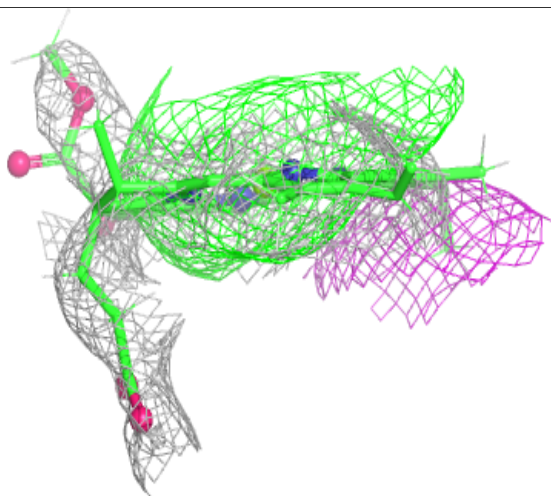
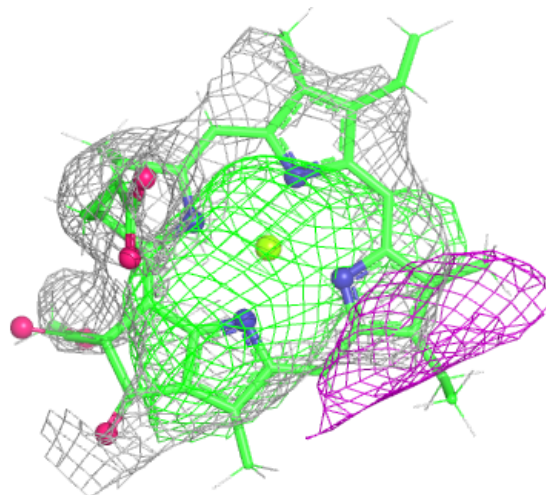
| Mol | Type | Chain | Res  | Atoms | RSCC | RSR  | B-factors( $\text{\AA}^2$ ) | Q<0.9 |
|-----|------|-------|------|-------|------|------|-----------------------------|-------|
| 14  | CLA  | A     | 825  | 59/65 | 1.00 | 0.03 | 49,83,123,135               | 0     |
| 17  | LMG  | B     | 3049 | 55/55 | 1.00 | 0.03 | 20,58,84,87                 | 0     |
| 14  | CLA  | A     | 807  | 65/65 | 1.00 | 0.03 | 56,84,110,116               | 0     |
| 18  | LHG  | A     | 853  | 49/49 | 1.00 | 0.04 | 38,84,108,118               | 0     |
| 18  | LHG  | A     | 854  | 27/49 | 1.00 | 0.03 | 46,79,116,117               | 0     |
| 14  | CLA  | B     | 3014 | 65/65 | 1.00 | 0.03 | 42,72,99,102                | 0     |
| 14  | CLA  | B     | 3015 | 65/65 | 1.00 | 0.03 | 45,77,112,117               | 0     |
| 19  | SF4  | B     | 3001 | 8/8   | 1.00 | 0.01 | 29,46,88,118                | 0     |
| 19  | SF4  | C     | 101  | 8/8   | 1.00 | 0.01 | 23,51,58,71                 | 0     |
| 19  | SF4  | C     | 102  | 8/8   | 1.00 | 0.01 | 38,45,62,64                 | 0     |
| 20  | CA   | B     | 3002 | 1/1   | 1.00 | 0.02 | 69,69,69,69                 | 0     |
| 20  | CA   | L     | 203  | 1/1   | 1.00 | 0.00 | 27,27,27,27                 | 0     |
| 14  | CLA  | B     | 3016 | 45/65 | 1.00 | 0.03 | 61,82,115,118               | 0     |
| 14  | CLA  | A     | 827  | 65/65 | 1.00 | 0.03 | 29,68,145,167               | 0     |

The following is a graphical depiction of the model fit to experimental electron density of all instances of the Ligand of Interest. In addition, ligands with molecular weight > 250 and outliers as shown on the geometry validation Tables will also be included. Each fit is shown from different orientation to approximate a three-dimensional view.



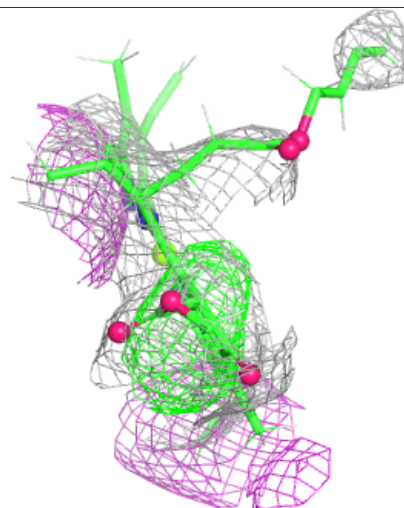
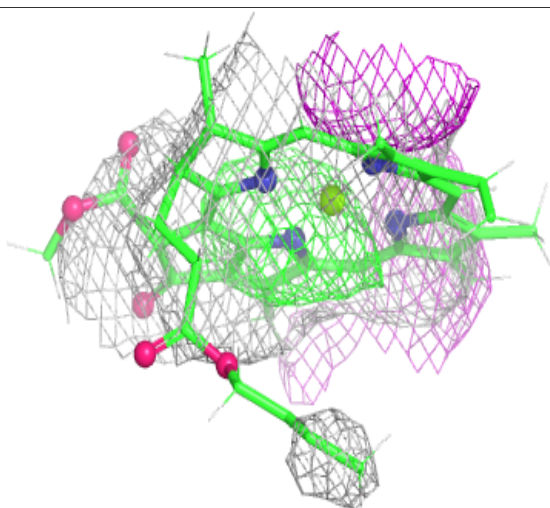
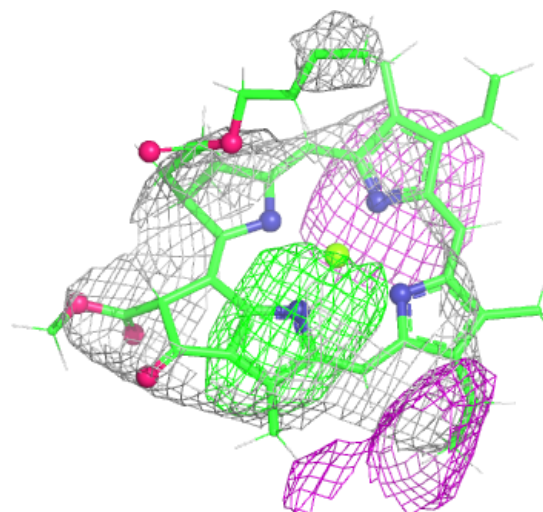
**Electron density around CLA A 816:**

$2mF_o-DF_c$  (at 0.7 rmsd) in gray  
 $mF_o-DF_c$  (at 3 rmsd) in purple (negative)  
and green (positive)



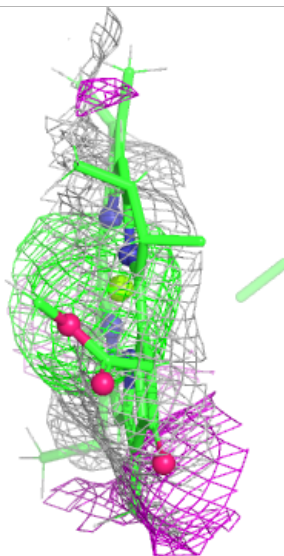
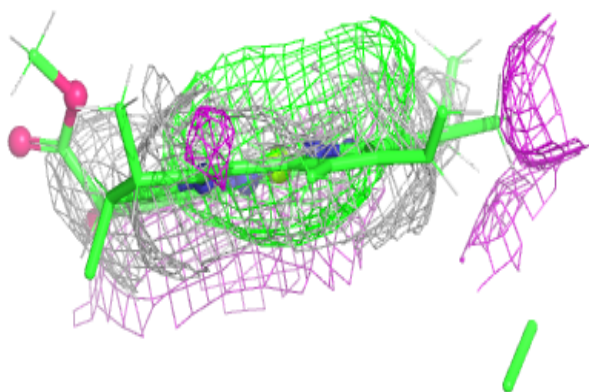
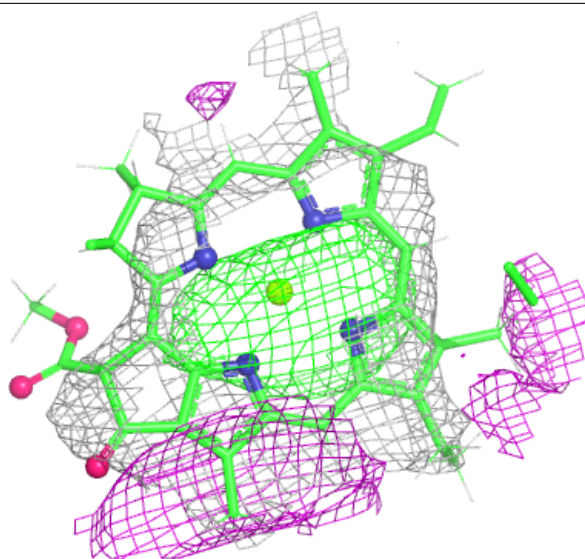
**Electron density around CLA A 817:**

$2mF_o-DF_c$  (at 0.7 rmsd) in gray  
 $mF_o-DF_c$  (at 3 rmsd) in purple (negative)  
and green (positive)



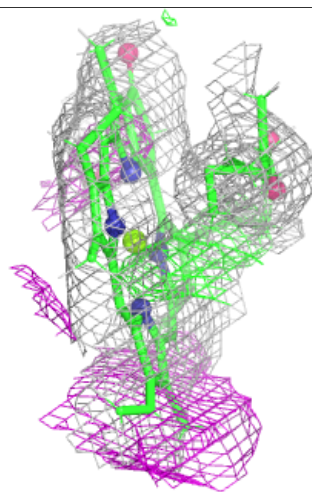
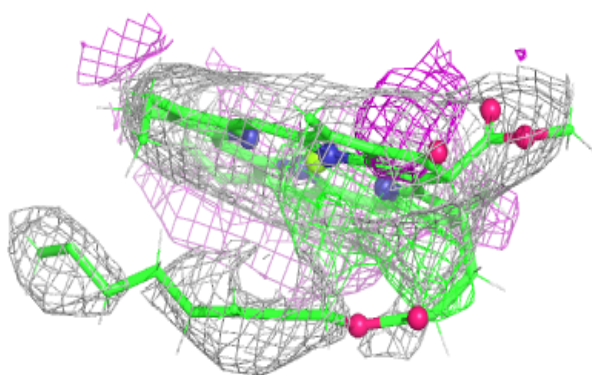
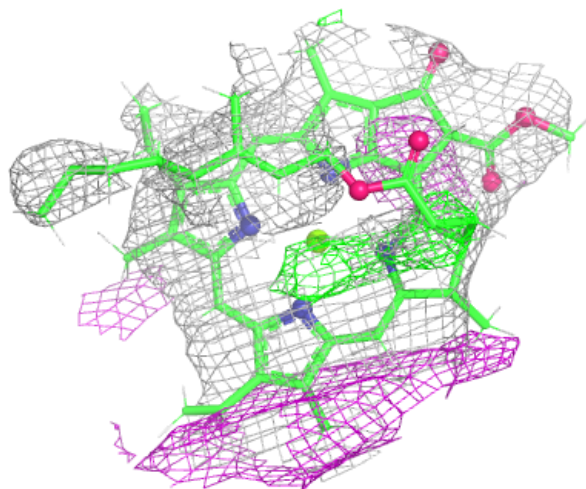
**Electron density around CLA A 821:**

$2mF_o-DF_c$  (at 0.7 rmsd) in gray  
 $mF_o-DF_c$  (at 3 rmsd) in purple (negative)  
and green (positive)



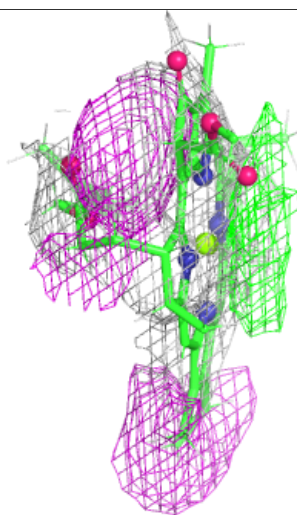
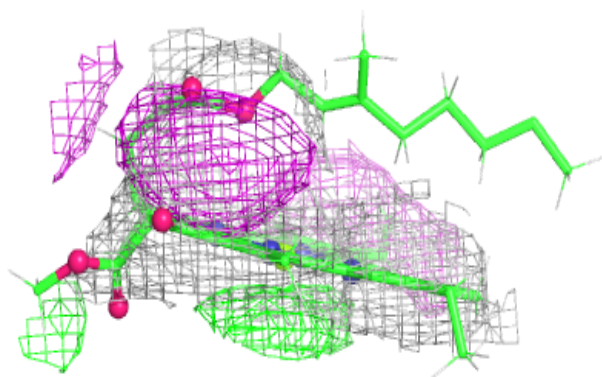
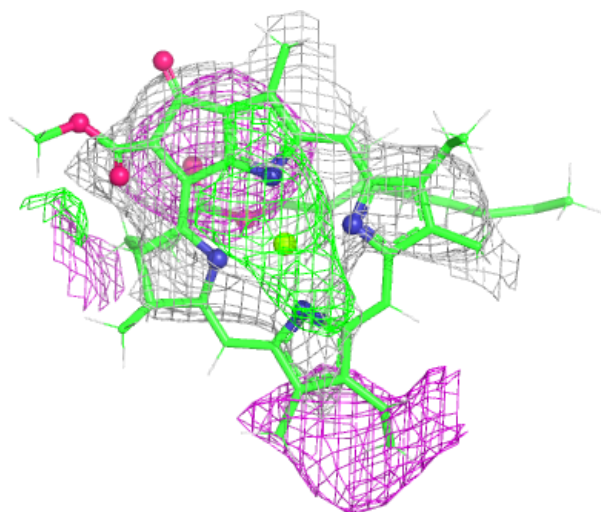
**Electron density around CLA A 813:**

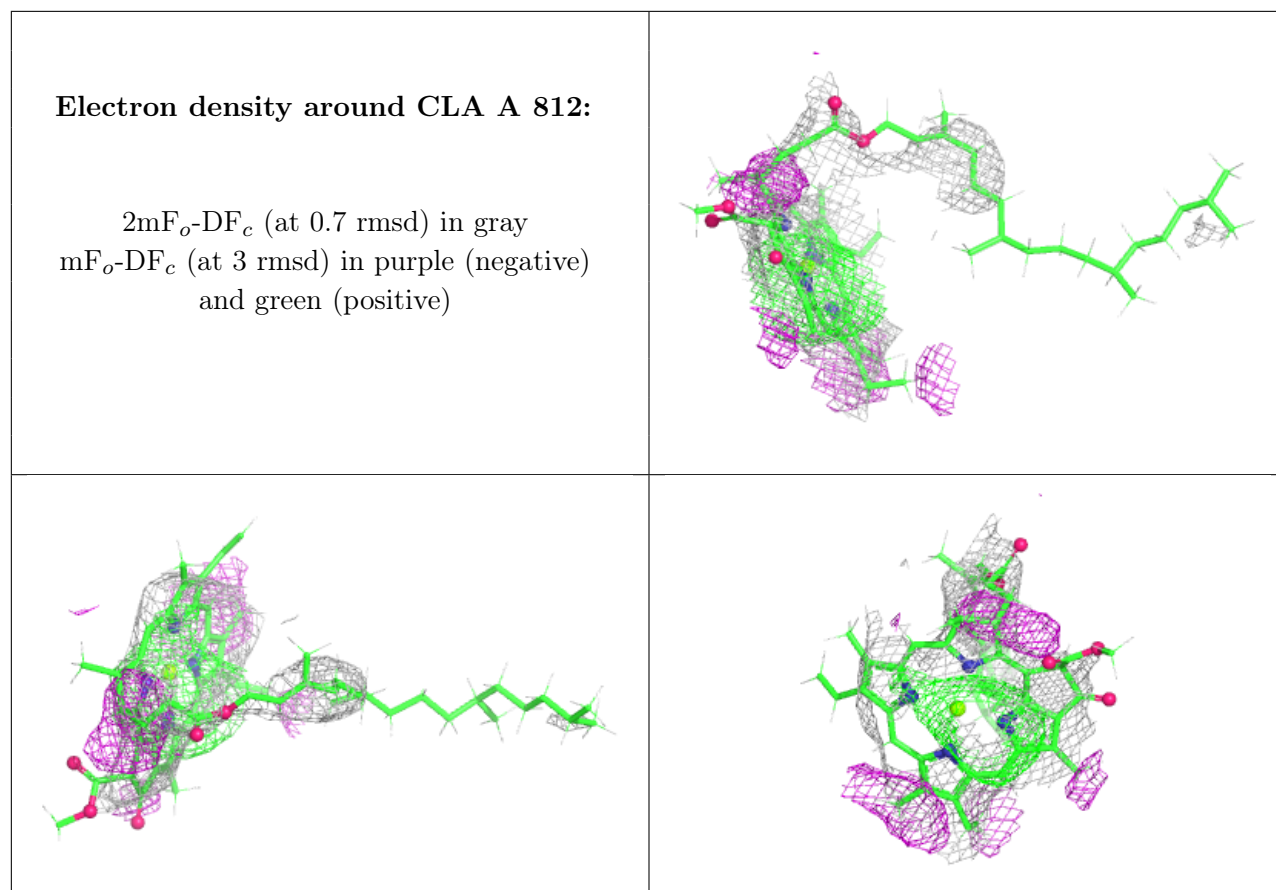
$2mF_o-DF_c$  (at 0.7 rmsd) in gray  
 $mF_o-DF_c$  (at 3 rmsd) in purple (negative)  
and green (positive)

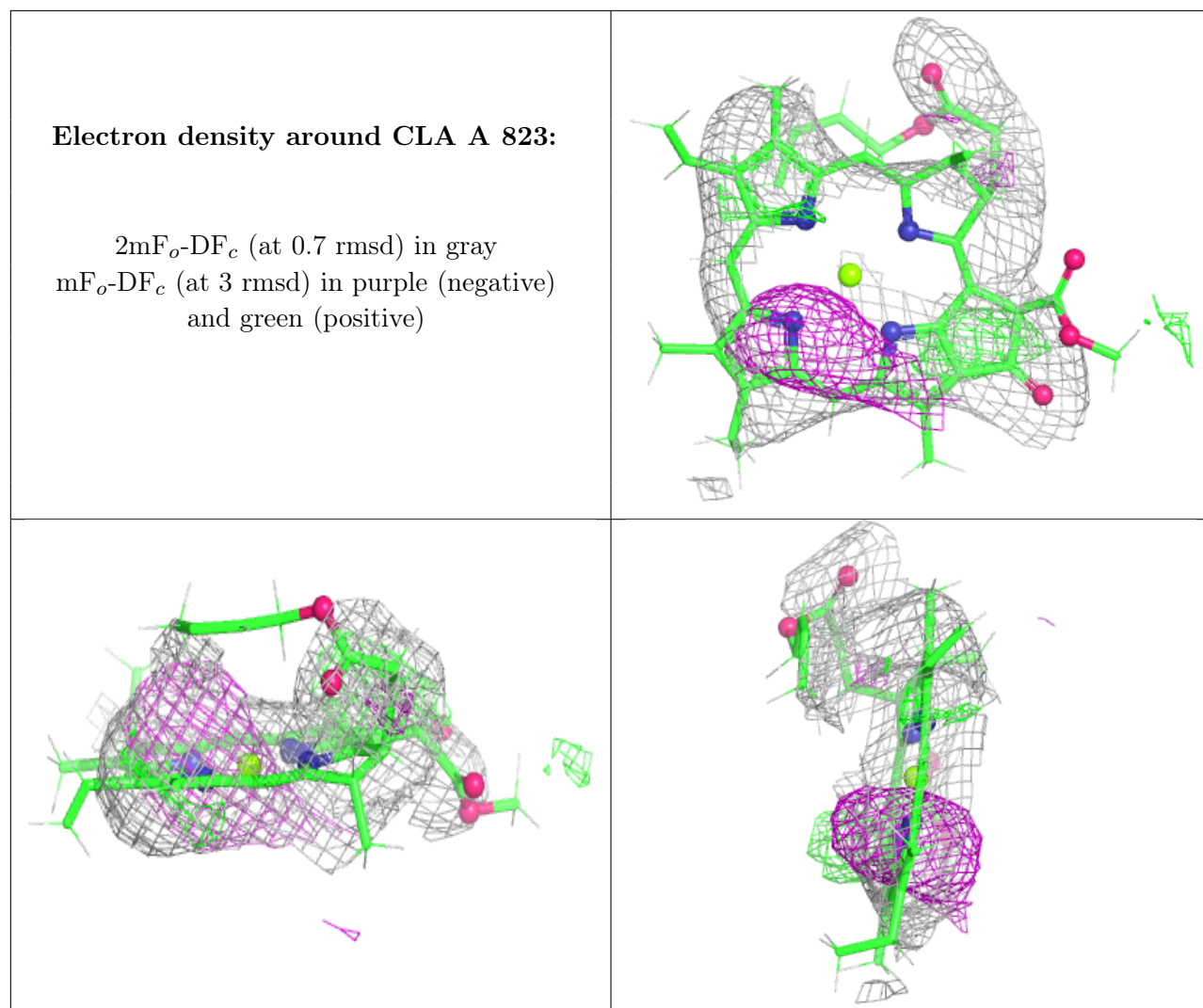


**Electron density around CLA A 818:**

$2mF_o-DF_c$  (at 0.7 rmsd) in gray  
 $mF_o-DF_c$  (at 3 rmsd) in purple (negative)  
and green (positive)

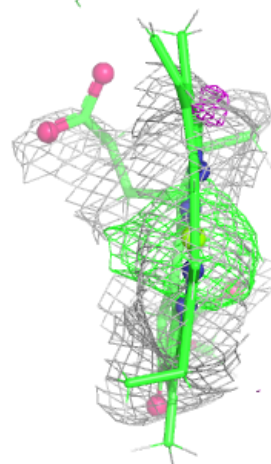
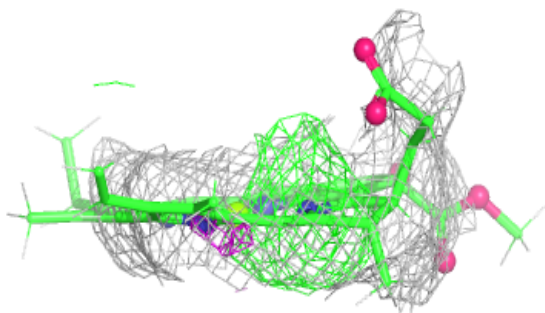
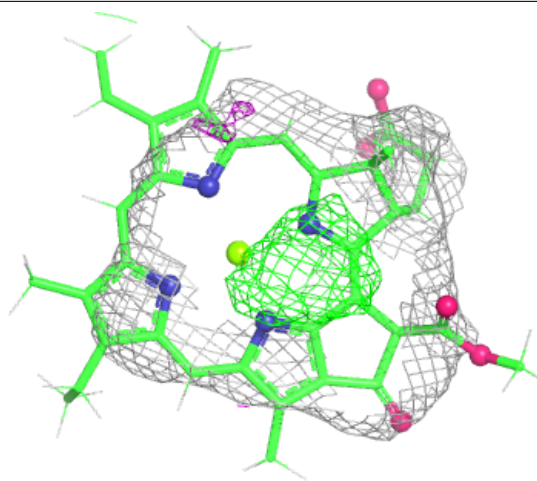






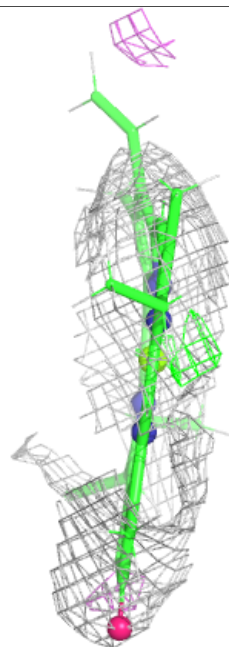
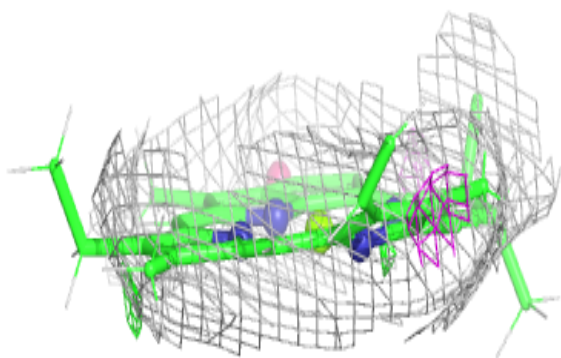
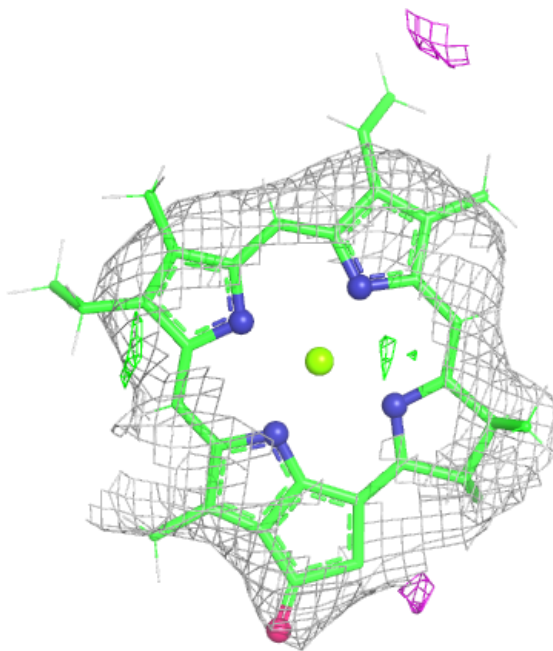
**Electron density around CLA J 101:**

$2mF_o-DF_c$  (at 0.7 rmsd) in gray  
 $mF_o-DF_c$  (at 3 rmsd) in purple (negative)  
and green (positive)



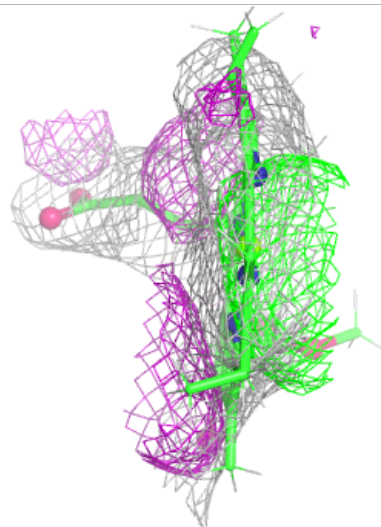
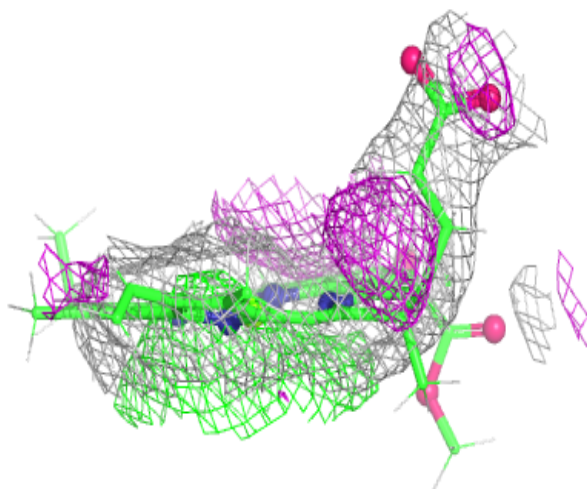
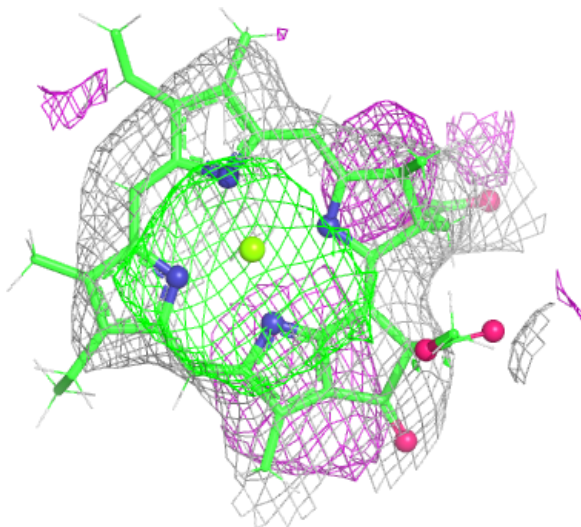
**Electron density around CLA J 102:**

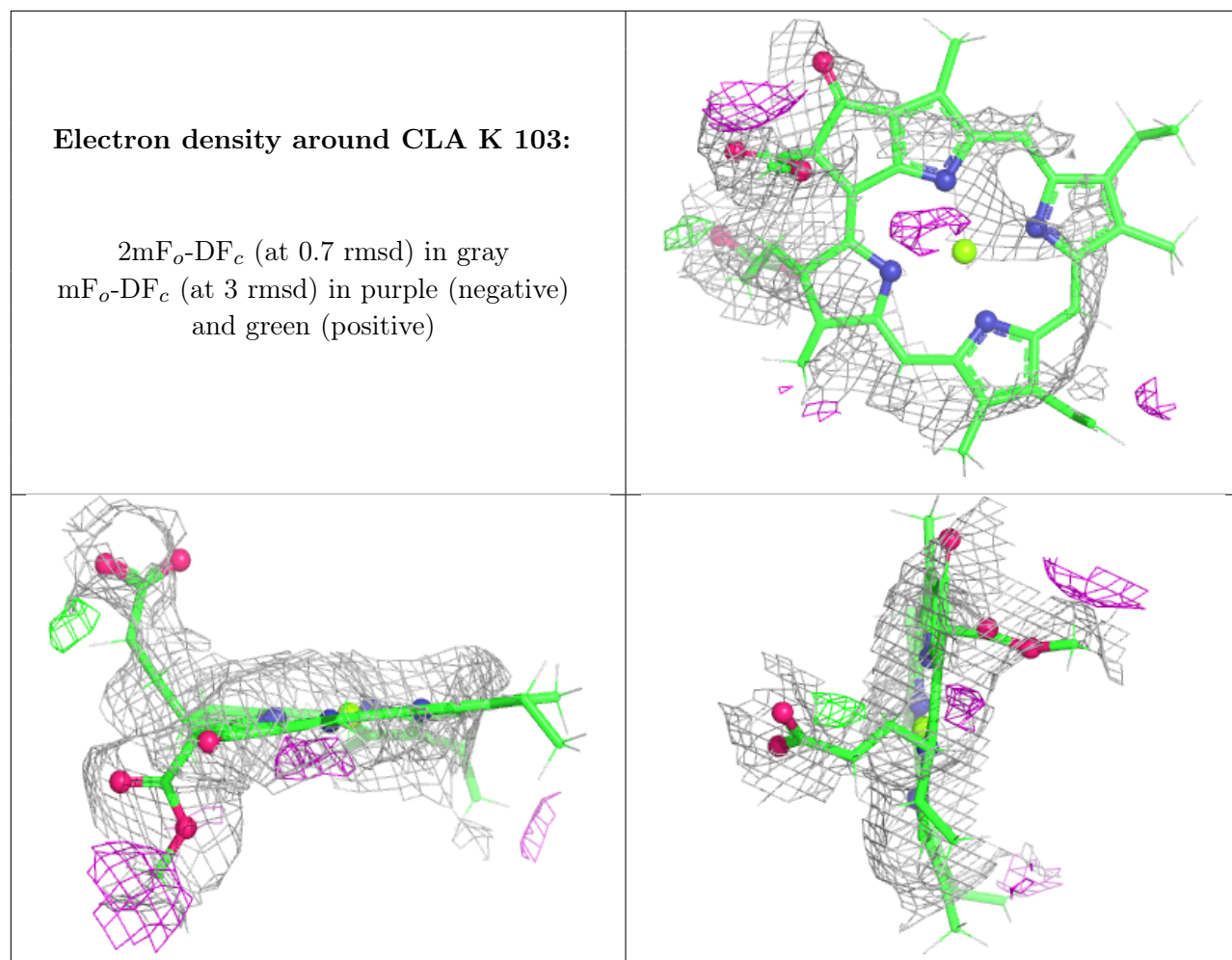
$2mF_o-DF_c$  (at 0.7 rmsd) in gray  
 $mF_o-DF_c$  (at 3 rmsd) in purple (negative)  
and green (positive)



**Electron density around CLA A 815:**

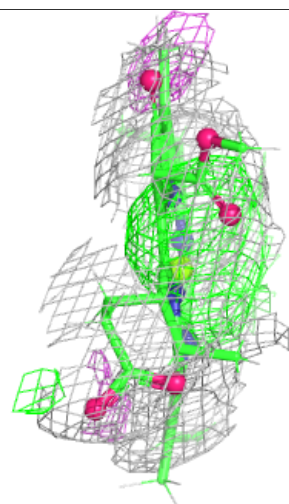
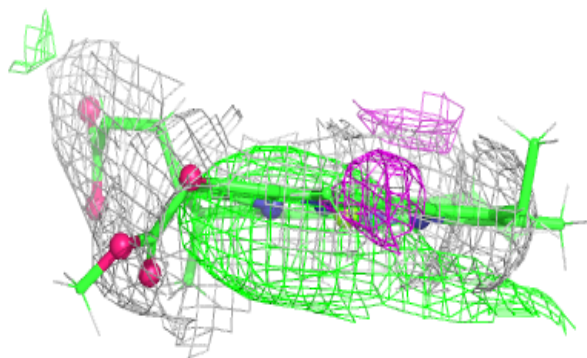
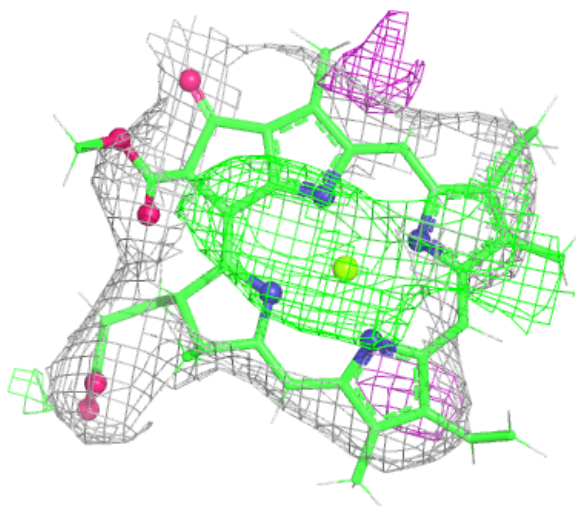
$2mF_o-DF_c$  (at 0.7 rmsd) in gray  
 $mF_o-DF_c$  (at 3 rmsd) in purple (negative)  
and green (positive)

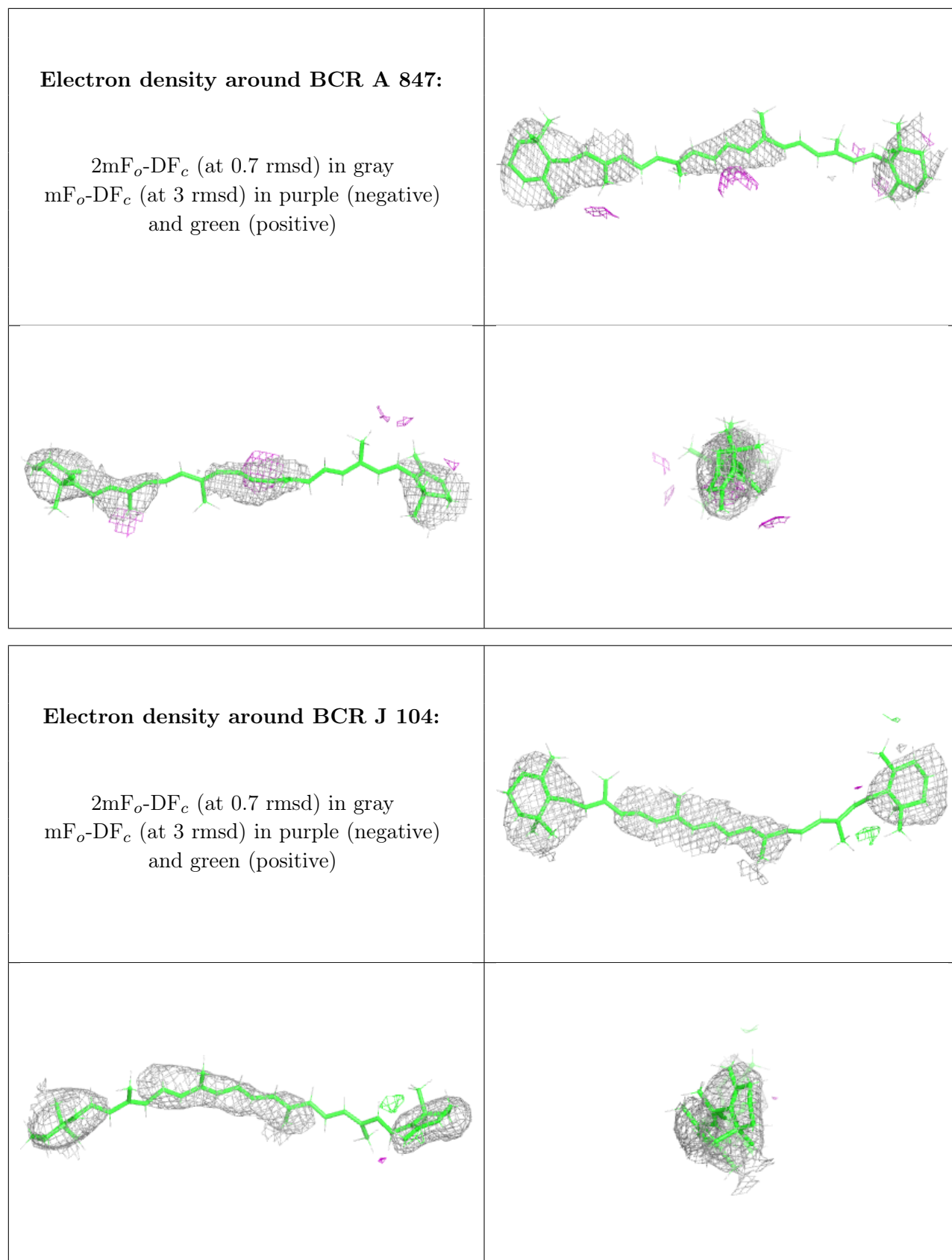




**Electron density around CLA X 1701:**

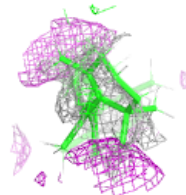
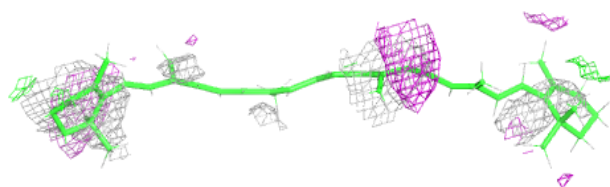
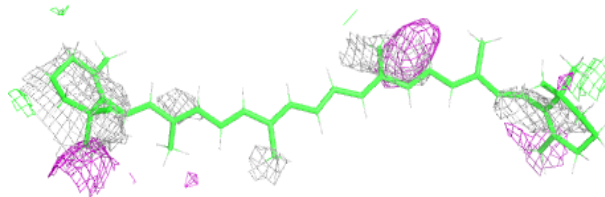
$2mF_o-DF_c$  (at 0.7 rmsd) in gray  
 $mF_o-DF_c$  (at 3 rmsd) in purple (negative)  
and green (positive)



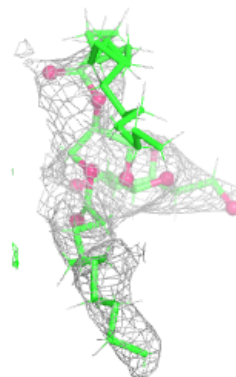
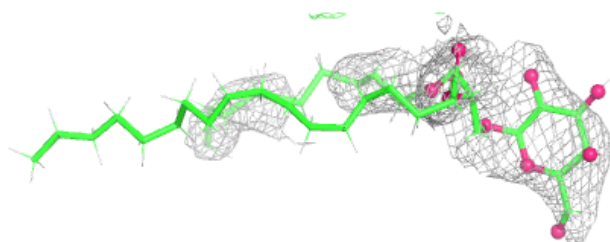
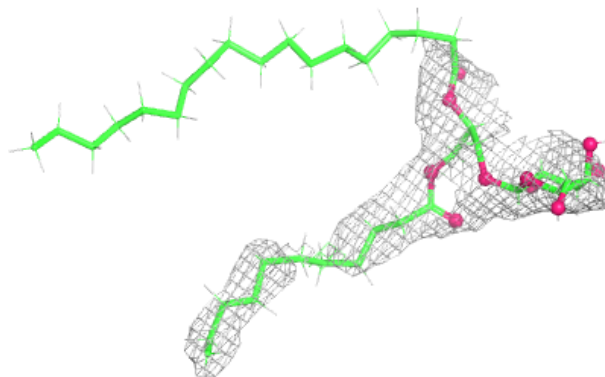


**Electron density around BCR K 102:**

$2mF_o-DF_c$  (at 0.7 rmsd) in gray  
 $mF_o-DF_c$  (at 3 rmsd) in purple (negative)  
and green (positive)

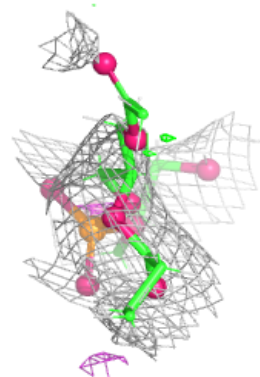
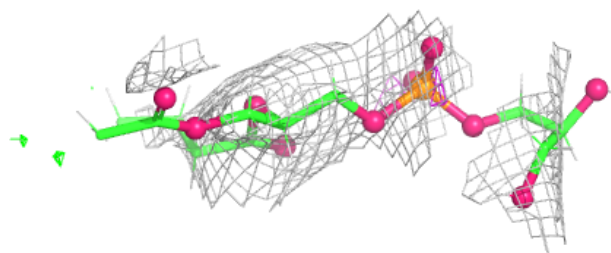
**Electron density around LMG A 852:**

$2mF_o-DF_c$  (at 0.7 rmsd) in gray  
 $mF_o-DF_c$  (at 3 rmsd) in purple (negative)  
and green (positive)

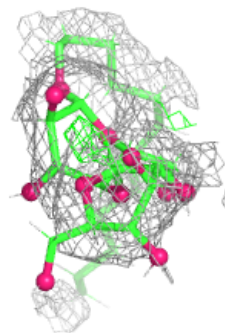
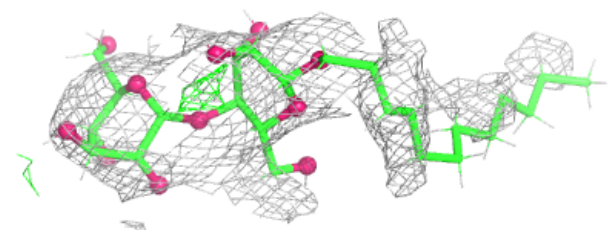
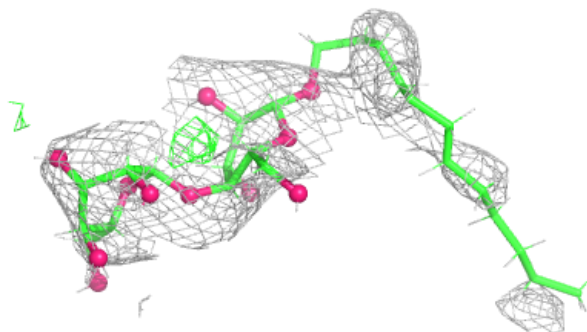


**Electron density around LHG B 3050:**

$2mF_o-DF_c$  (at 0.7 rmsd) in gray  
 $mF_o-DF_c$  (at 3 rmsd) in purple (negative)  
and green (positive)

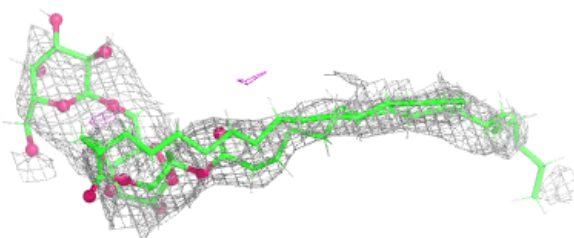
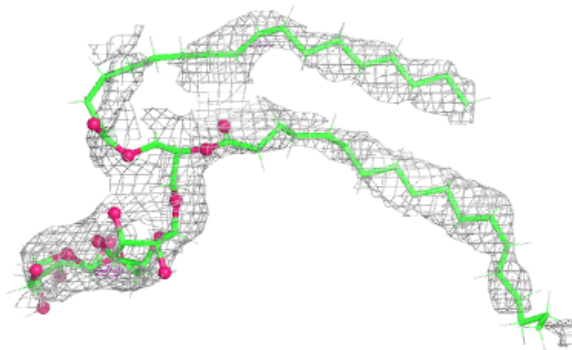
**Electron density around LMT L 202:**

$2mF_o-DF_c$  (at 0.7 rmsd) in gray  
 $mF_o-DF_c$  (at 3 rmsd) in purple (negative)  
and green (positive)

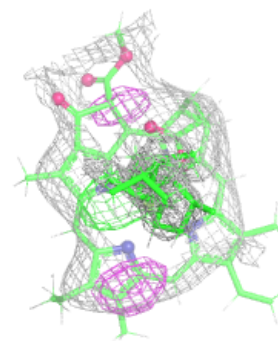
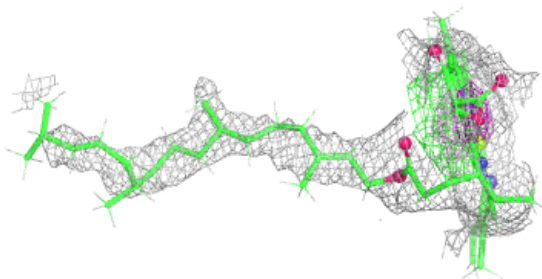
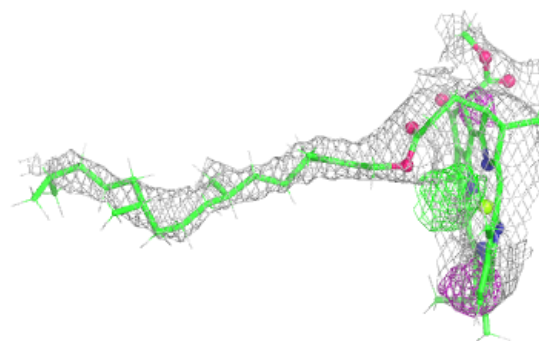


**Electron density around DGD L 207:**

$2mF_o-DF_c$  (at 0.7 rmsd) in gray  
 $mF_o-DF_c$  (at 3 rmsd) in purple (negative)  
and green (positive)

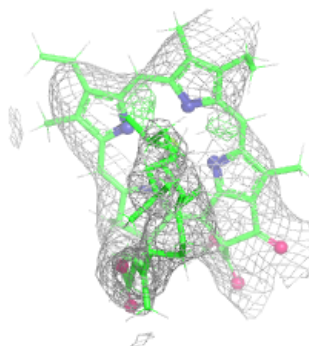
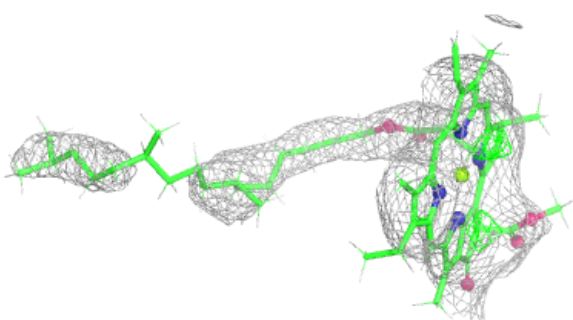
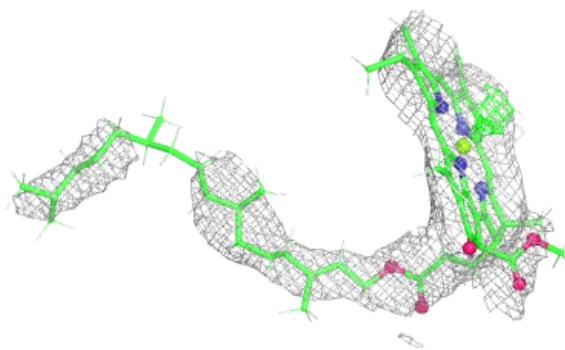
**Electron density around CLA A 829:**

$2mF_o-DF_c$  (at 0.7 rmsd) in gray  
 $mF_o-DF_c$  (at 3 rmsd) in purple (negative)  
and green (positive)

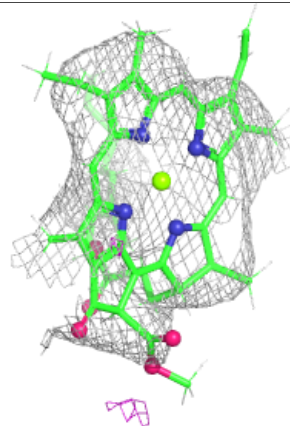
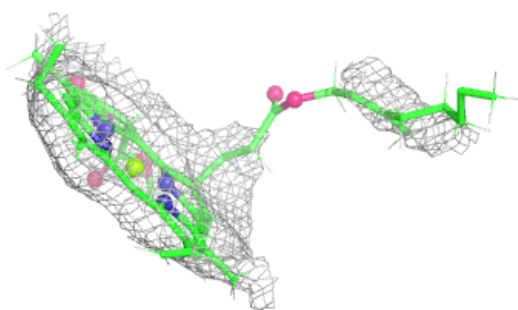
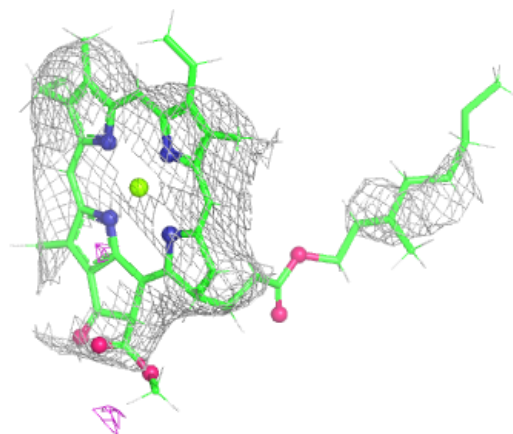


**Electron density around CLA A 831:**

$2mF_o-DF_c$  (at 0.7 rmsd) in gray  
 $mF_o-DF_c$  (at 3 rmsd) in purple (negative)  
and green (positive)

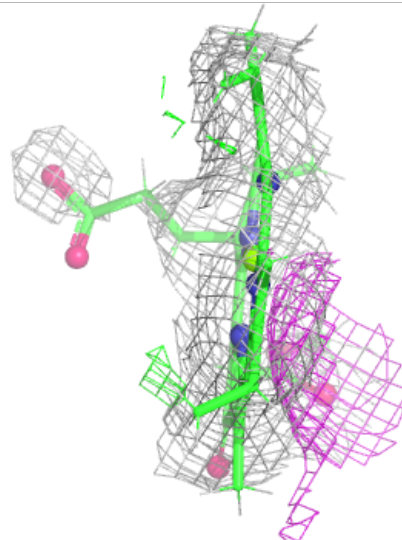
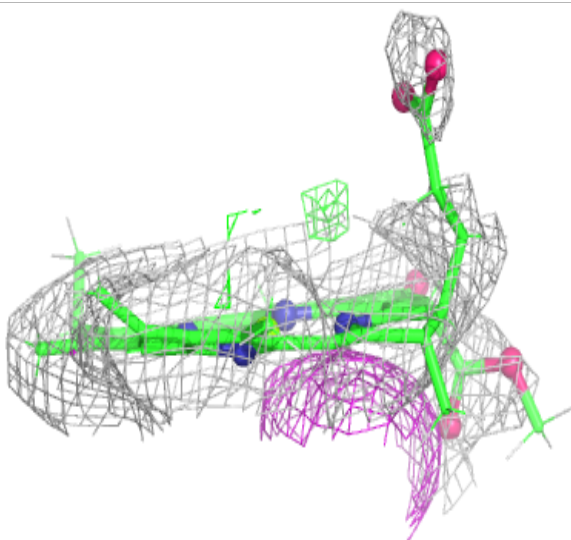
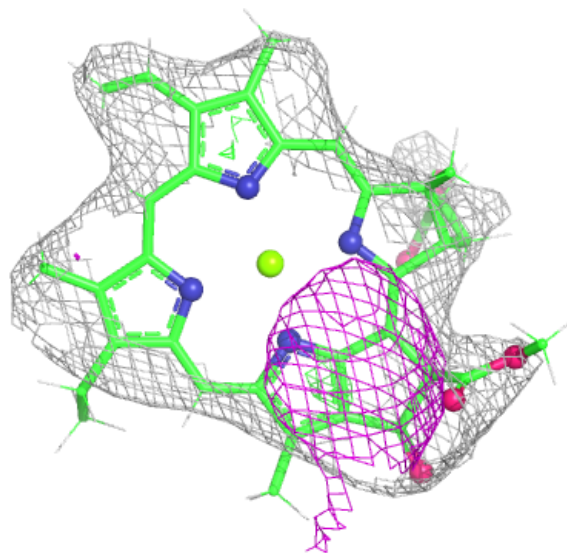
**Electron density around CLA A 836:**

$2mF_o-DF_c$  (at 0.7 rmsd) in gray  
 $mF_o-DF_c$  (at 3 rmsd) in purple (negative)  
and green (positive)



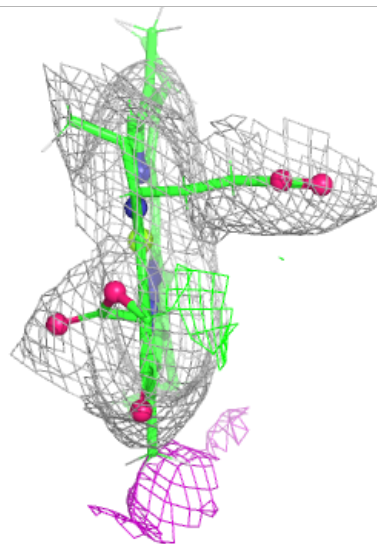
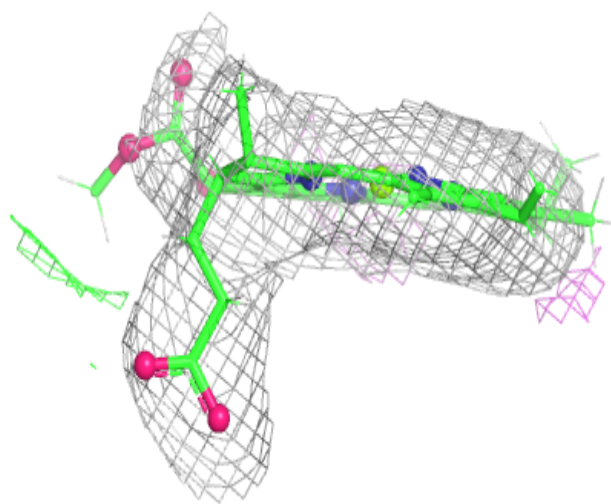
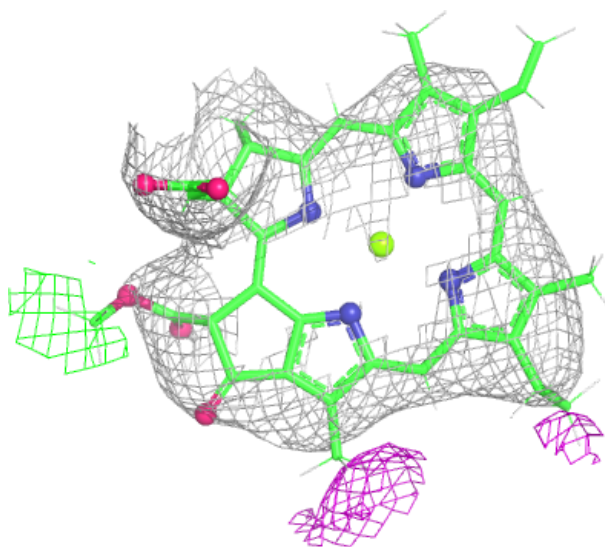
**Electron density around CLA A 837:**

$2mF_o-DF_c$  (at 0.7 rmsd) in gray  
 $mF_o-DF_c$  (at 3 rmsd) in purple (negative)  
and green (positive)



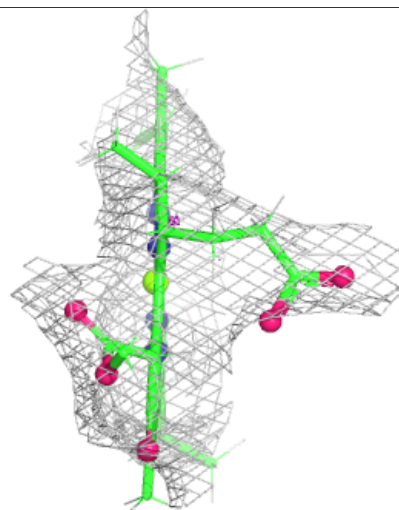
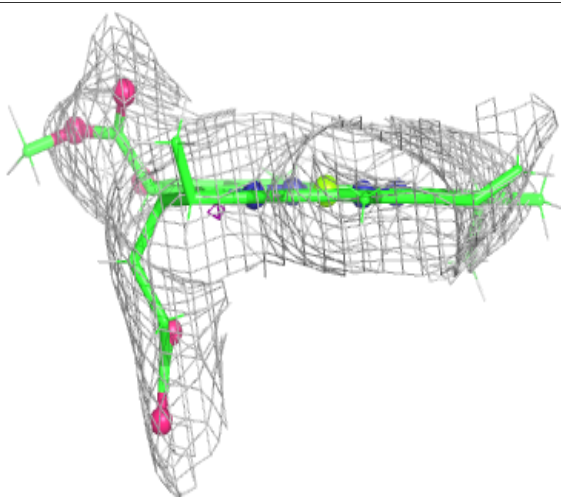
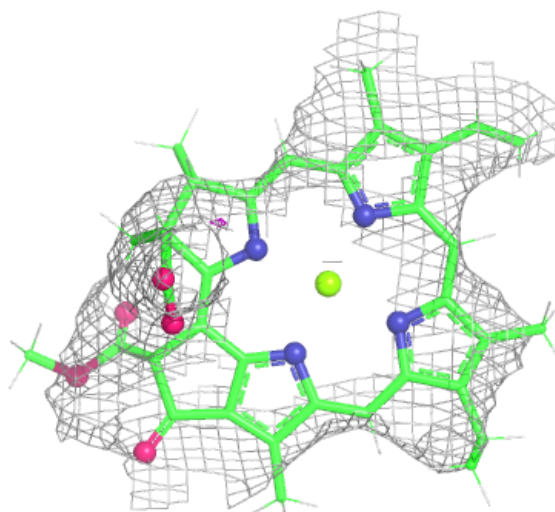
**Electron density around CLA B 3012:**

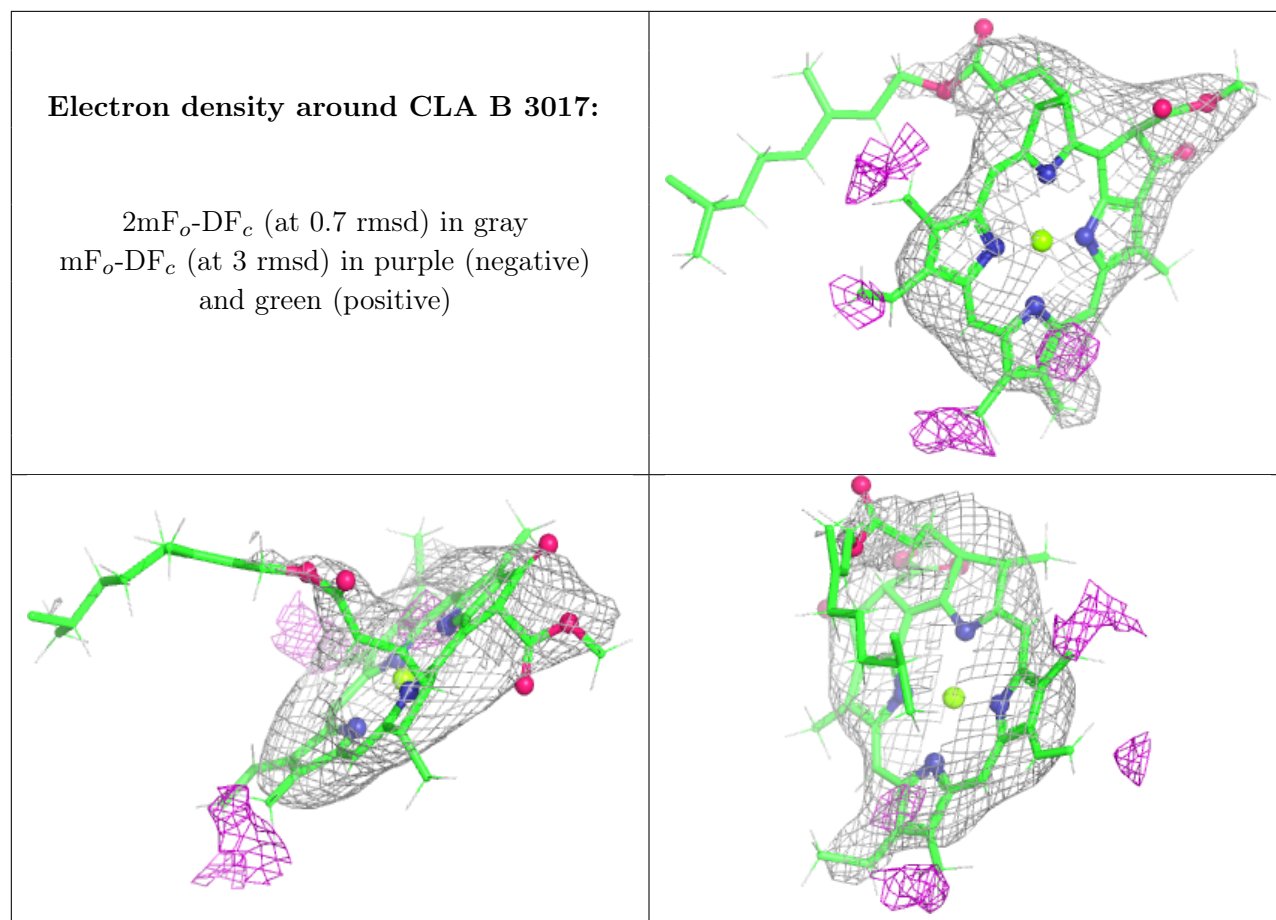
$2mF_o-DF_c$  (at 0.7 rmsd) in gray  
 $mF_o-DF_c$  (at 3 rmsd) in purple (negative)  
and green (positive)

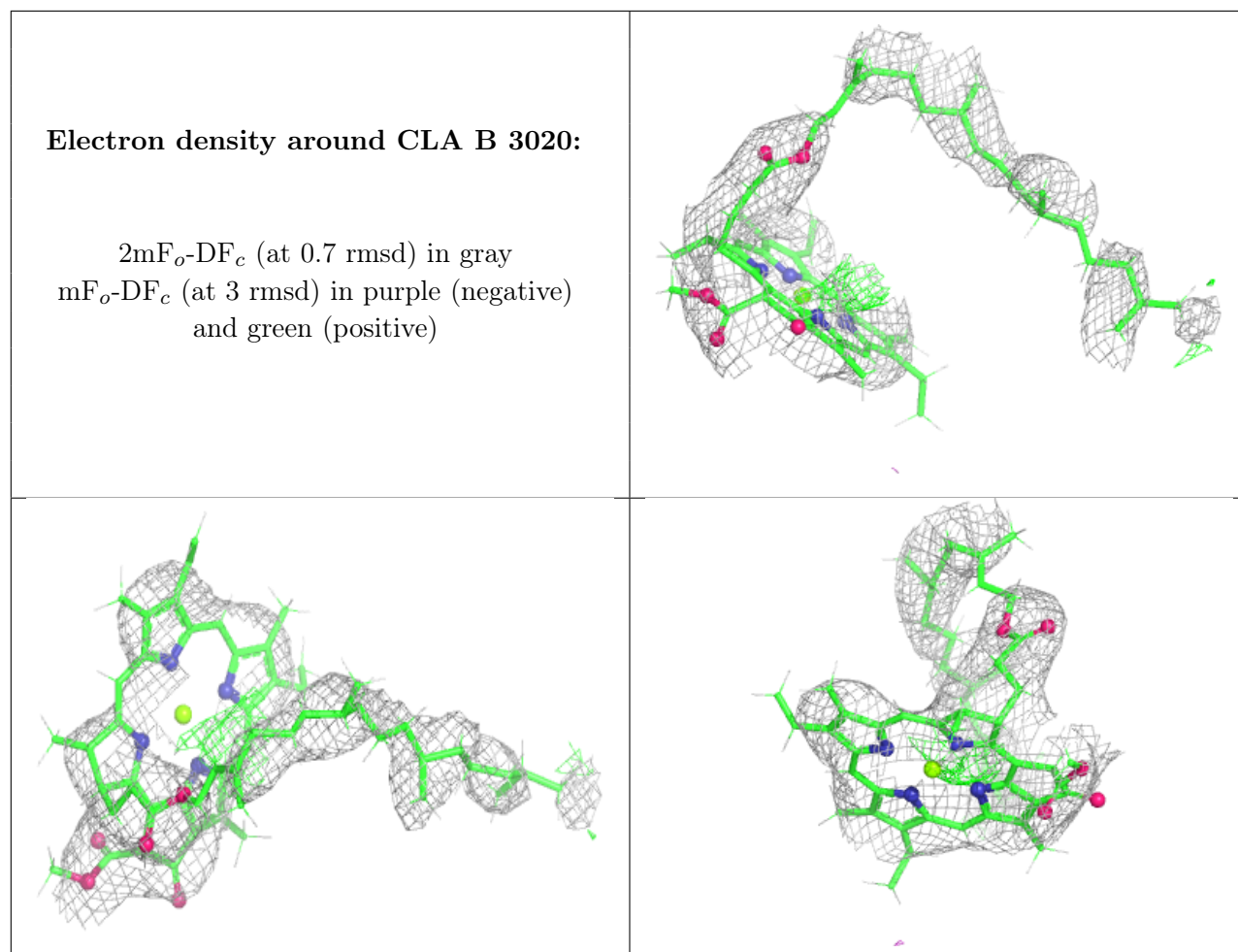


**Electron density around CLA B 3013:**

$2mF_o-DF_c$  (at 0.7 rmsd) in gray  
 $mF_o-DF_c$  (at 3 rmsd) in purple (negative)  
and green (positive)

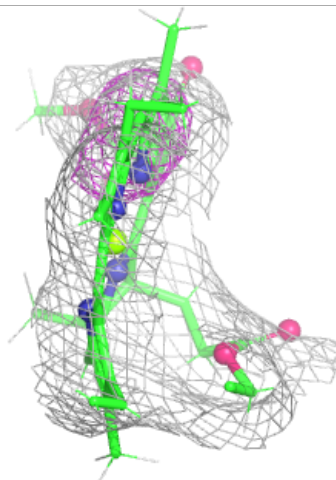
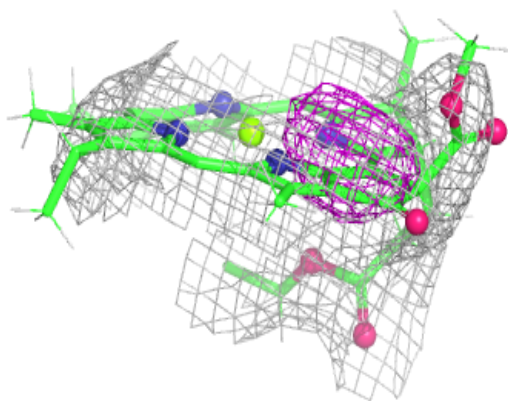
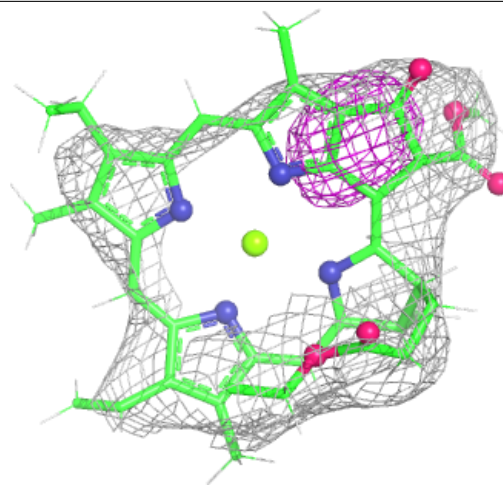






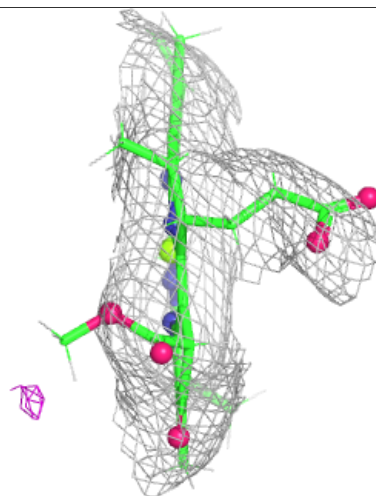
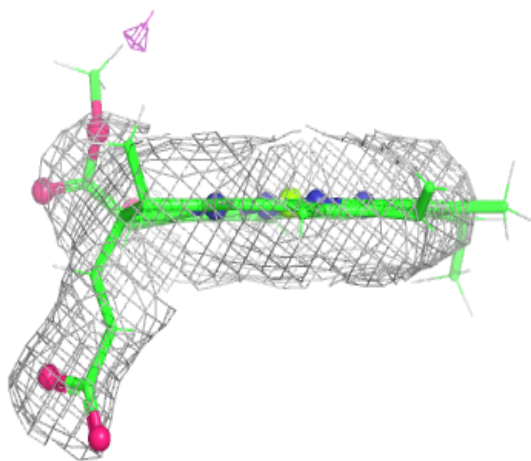
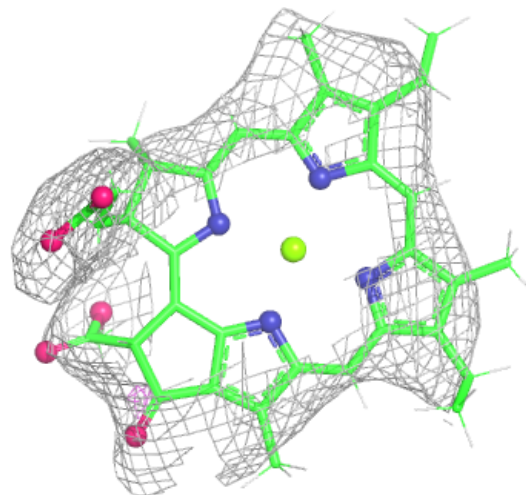
**Electron density around CLA B 3021:**

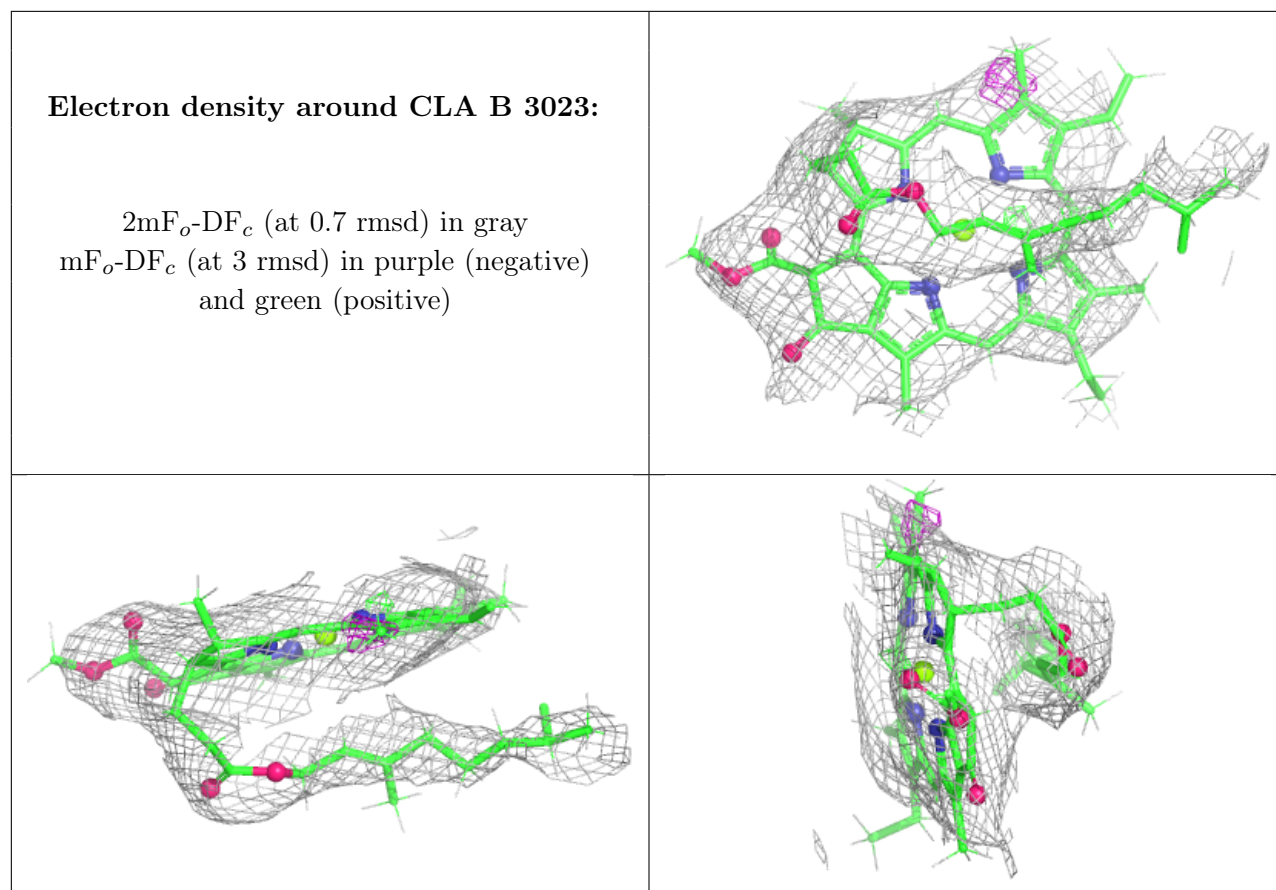
$2mF_o-DF_c$  (at 0.7 rmsd) in gray  
 $mF_o-DF_c$  (at 3 rmsd) in purple (negative)  
and green (positive)



**Electron density around CLA B 3022:**

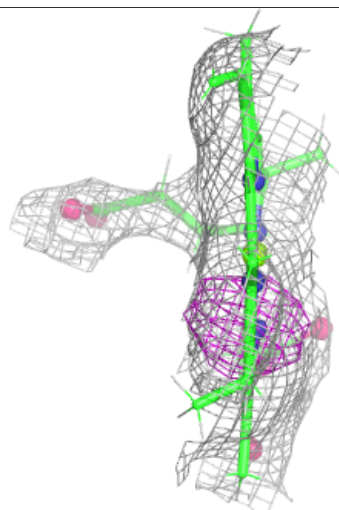
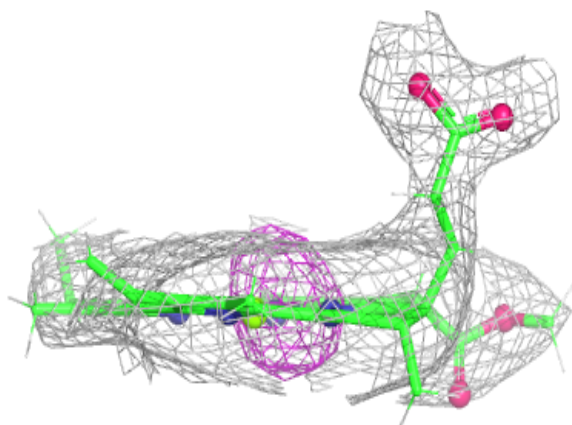
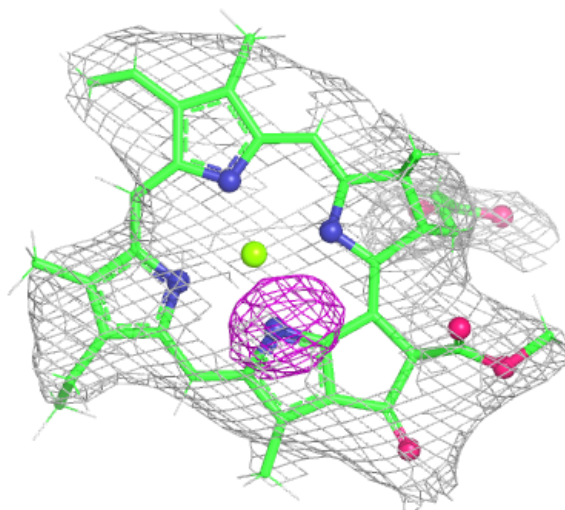
$2mF_o-DF_c$  (at 0.7 rmsd) in gray  
 $mF_o-DF_c$  (at 3 rmsd) in purple (negative)  
and green (positive)





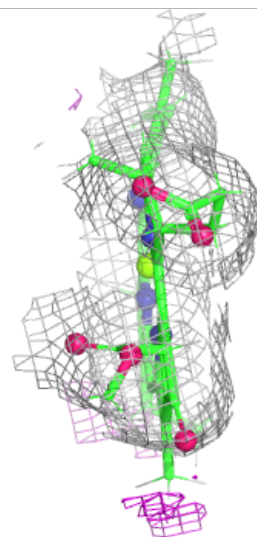
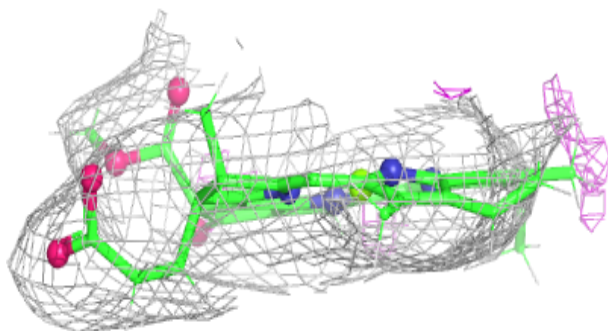
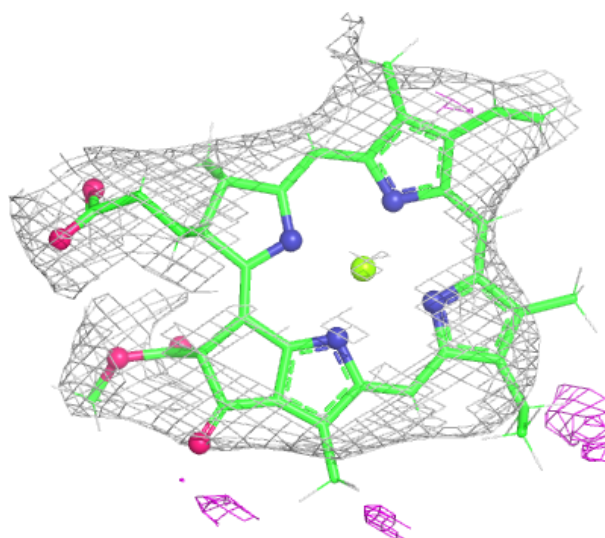
**Electron density around CLA B 3036:**

$2mF_o-DF_c$  (at 0.7 rmsd) in gray  
 $mF_o-DF_c$  (at 3 rmsd) in purple (negative)  
and green (positive)



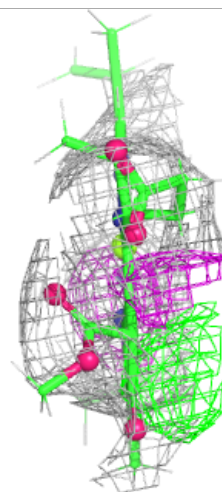
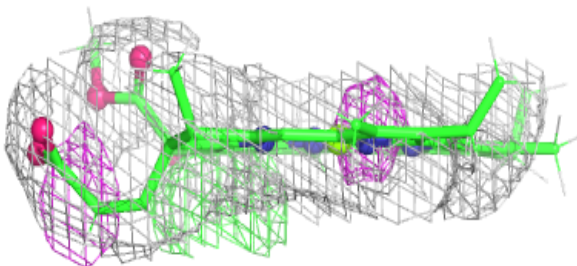
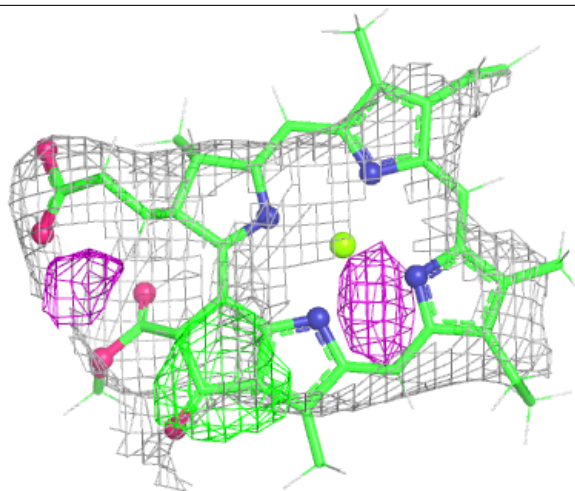
**Electron density around CLA B 3037:**

$2mF_o-DF_c$  (at 0.7 rmsd) in gray  
 $mF_o-DF_c$  (at 3 rmsd) in purple (negative)  
and green (positive)



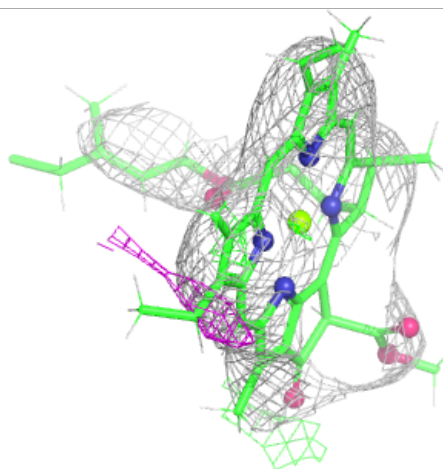
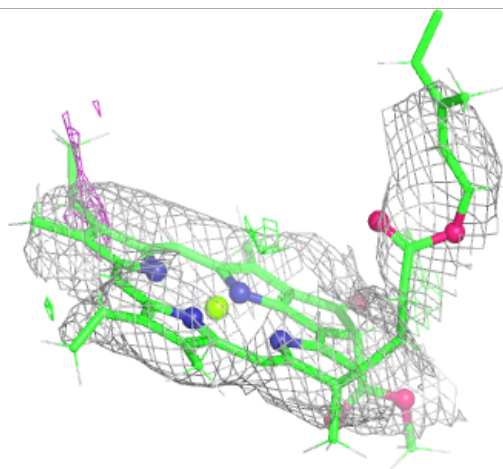
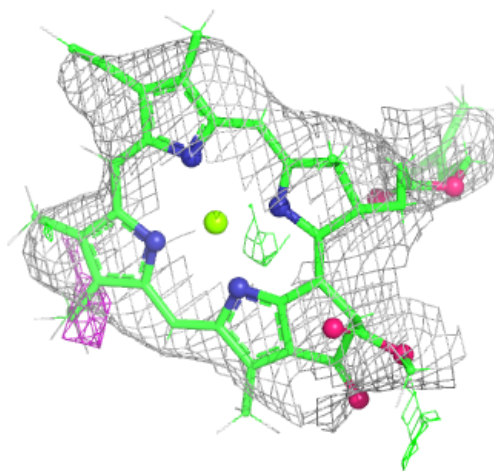
**Electron density around CLA F 202:**

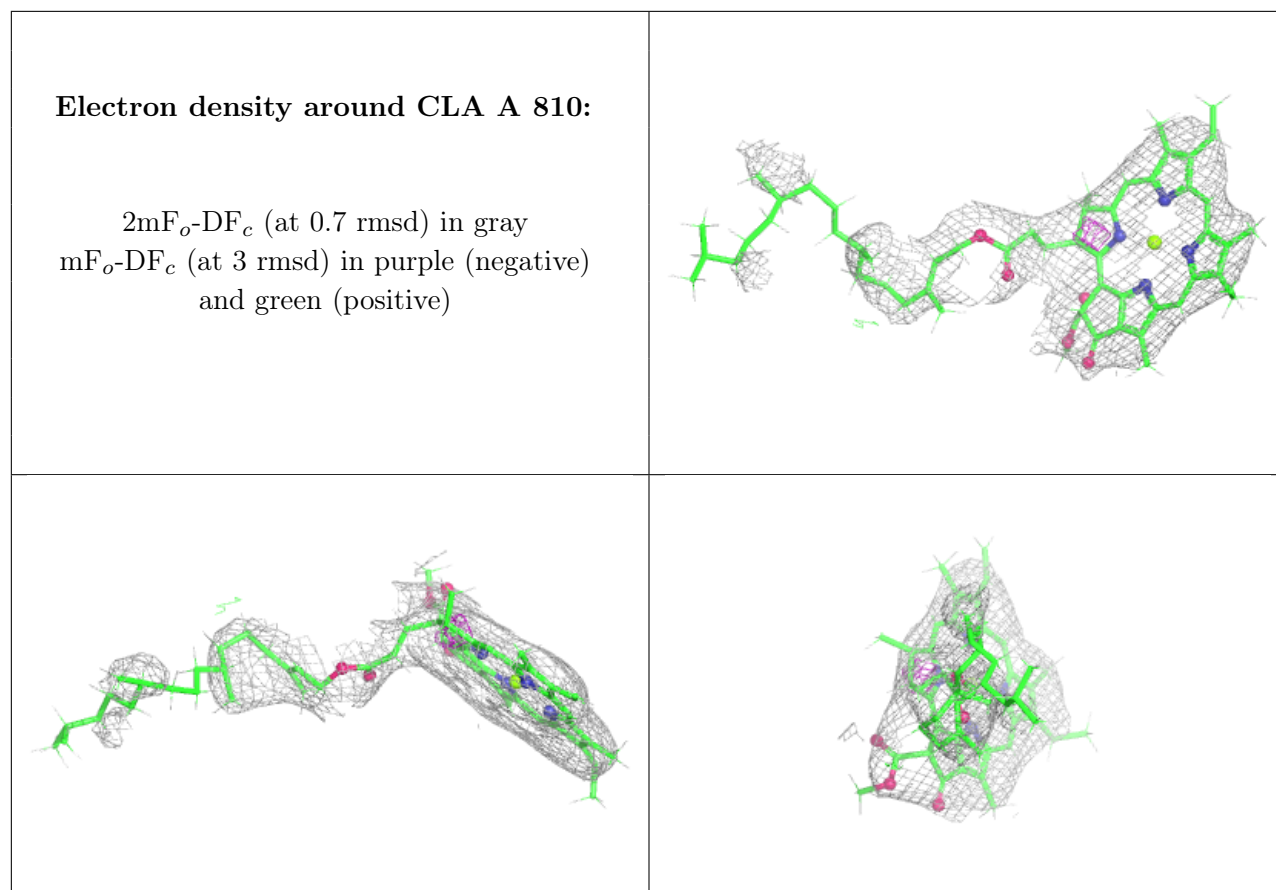
$2mF_o-DF_c$  (at 0.7 rmsd) in gray  
 $mF_o-DF_c$  (at 3 rmsd) in purple (negative)  
and green (positive)



**Electron density around CLA A 808:**

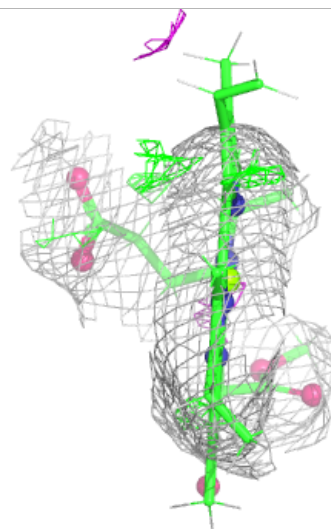
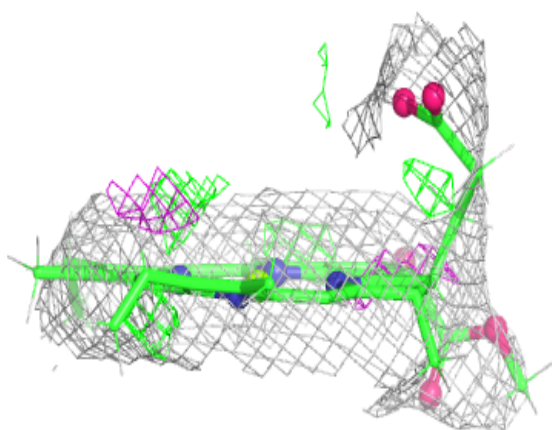
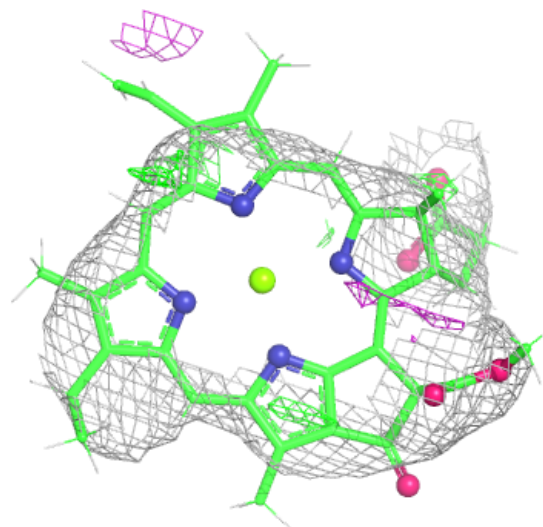
$2mF_o-DF_c$  (at 0.7 rmsd) in gray  
 $mF_o-DF_c$  (at 3 rmsd) in purple (negative)  
and green (positive)





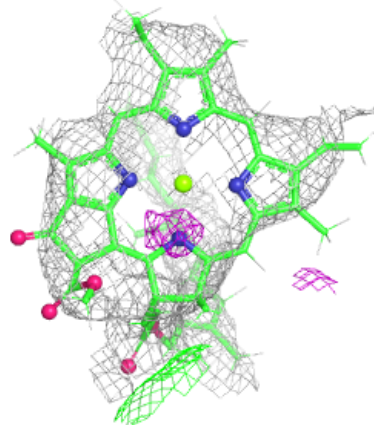
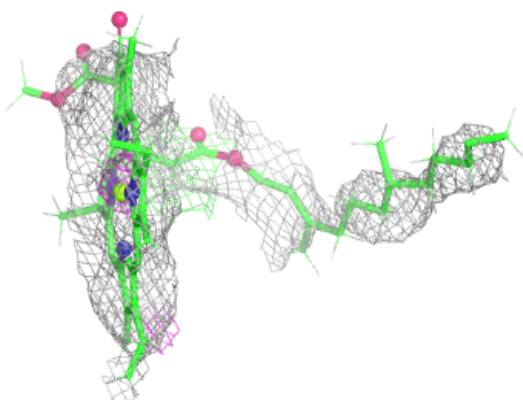
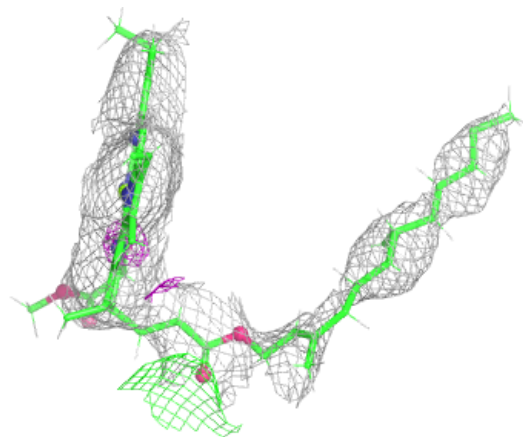
**Electron density around CLA A 811:**

$2mF_o-DF_c$  (at 0.7 rmsd) in gray  
 $mF_o-DF_c$  (at 3 rmsd) in purple (negative)  
and green (positive)



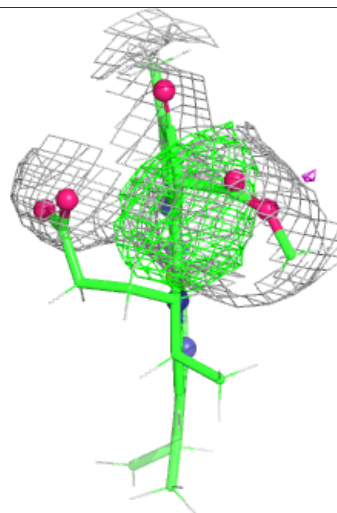
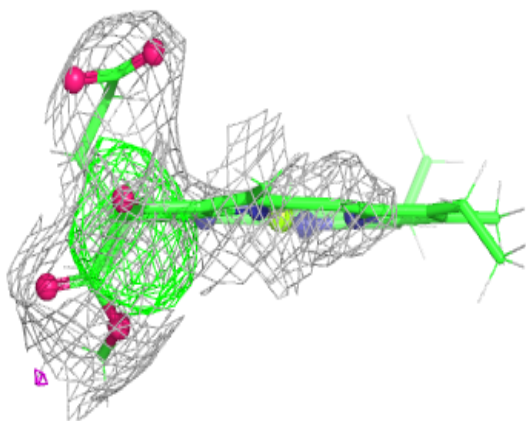
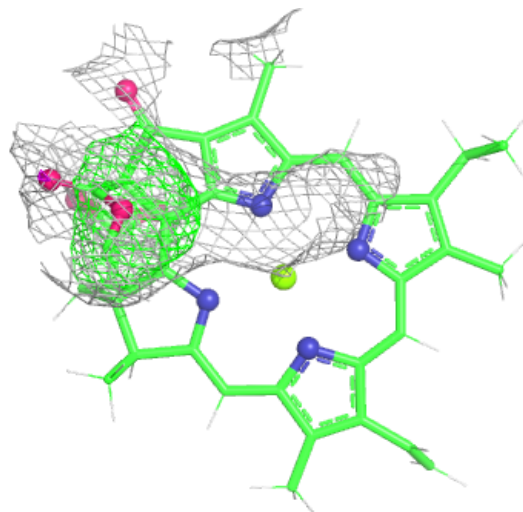
**Electron density around CLA A 805:**

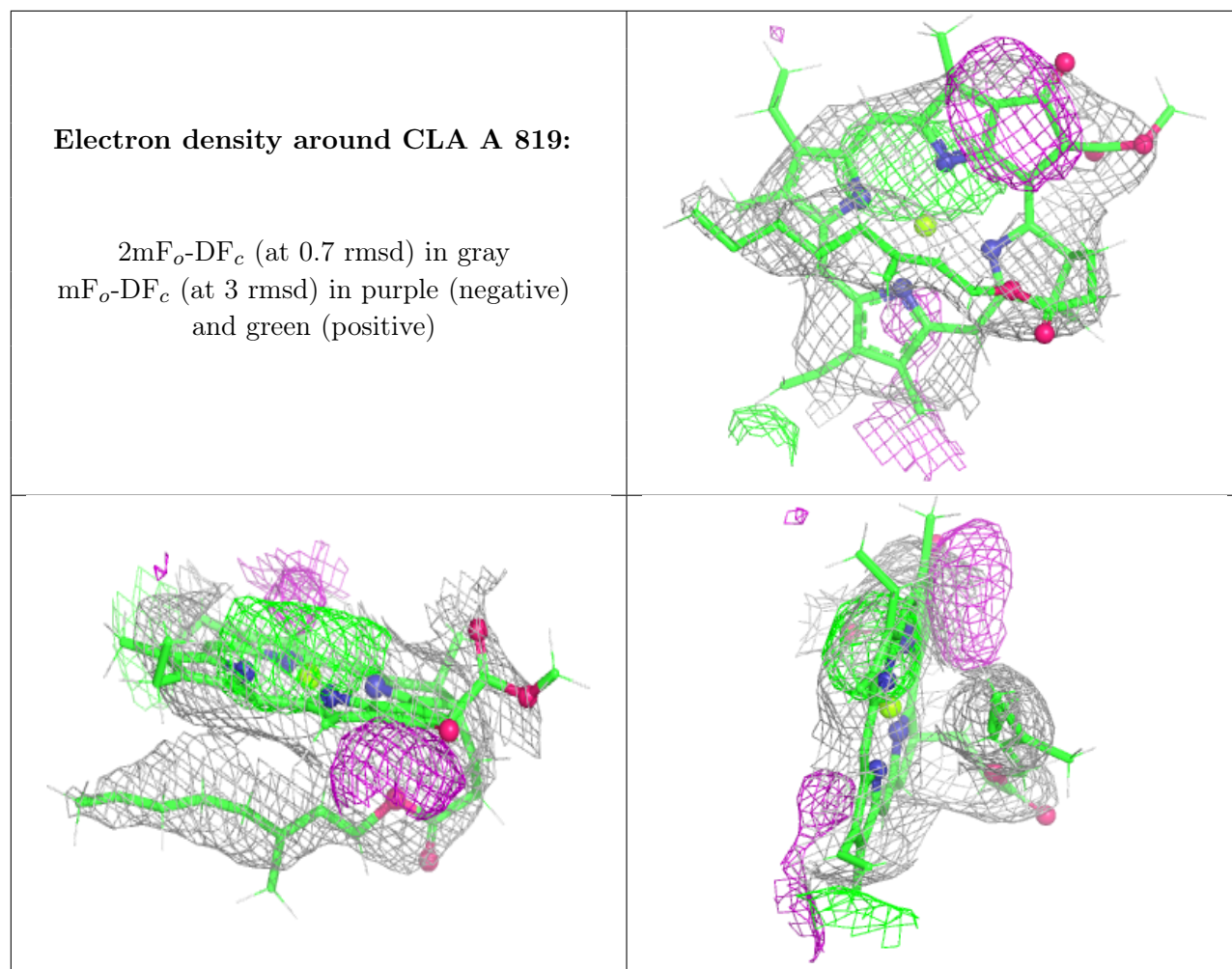
$2mF_o-DF_c$  (at 0.7 rmsd) in gray  
 $mF_o-DF_c$  (at 3 rmsd) in purple (negative)  
and green (positive)



**Electron density around CLA M 102:**

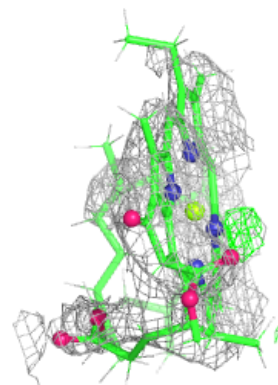
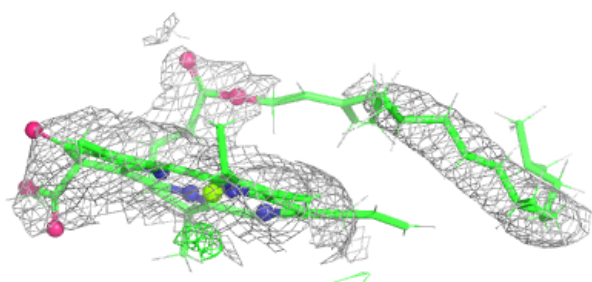
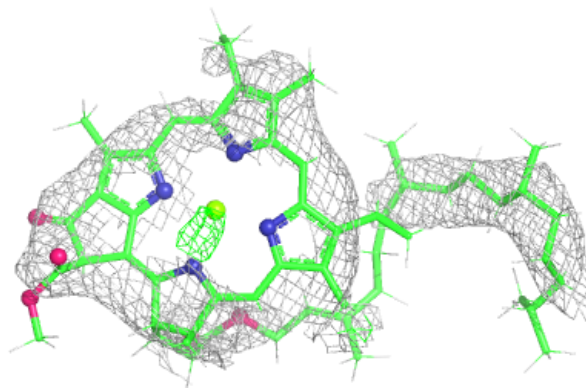
$2mF_o-DF_c$  (at 0.7 rmsd) in gray  
 $mF_o-DF_c$  (at 3 rmsd) in purple (negative)  
and green (positive)



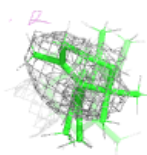

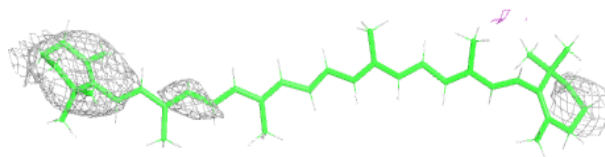


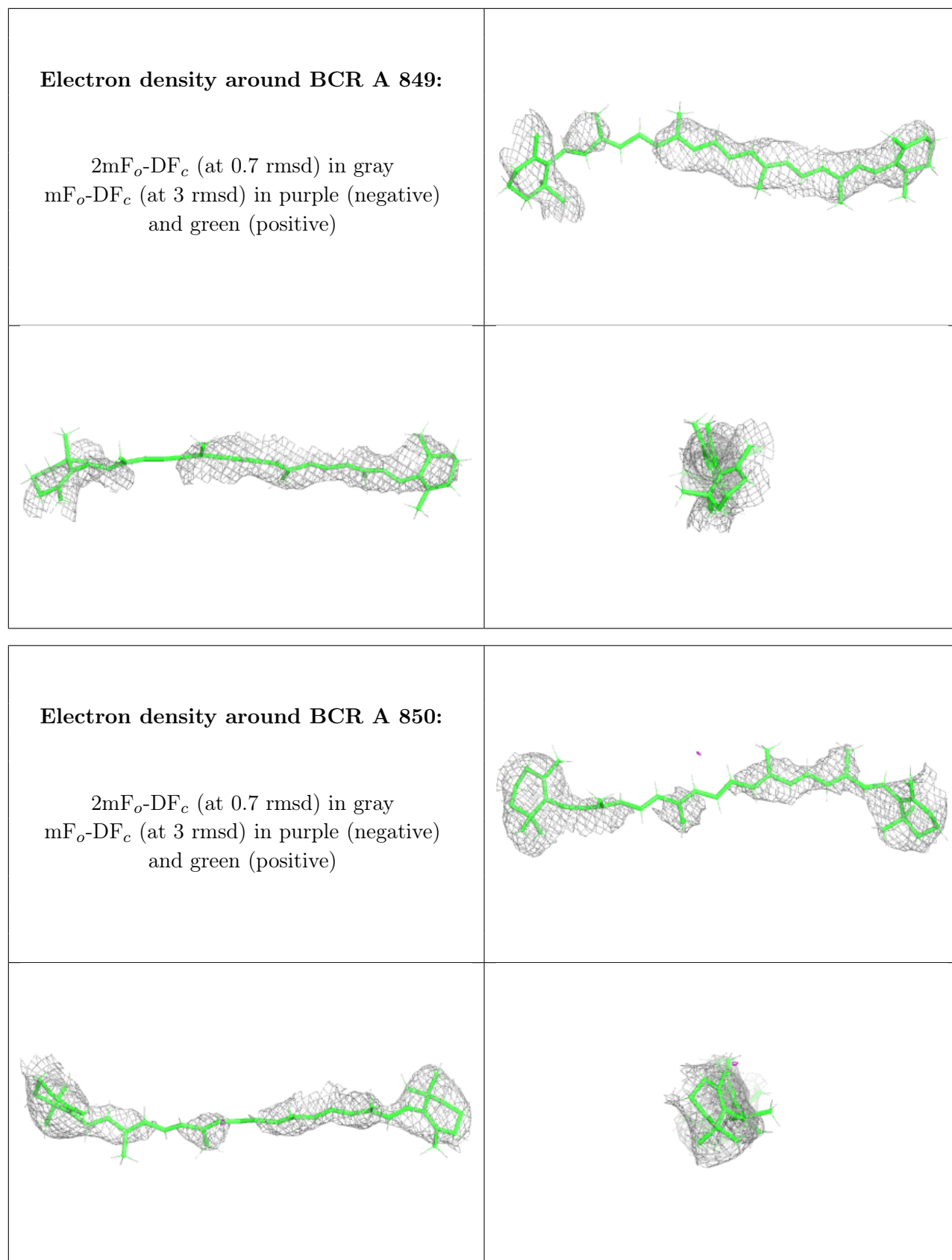
**Electron density around CLA A 820:**

$2mF_o-DF_c$  (at 0.7 rmsd) in gray  
 $mF_o-DF_c$  (at 3 rmsd) in purple (negative)  
and green (positive)

**Electron density around BCR A 848:**

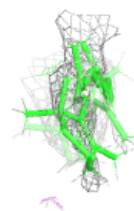
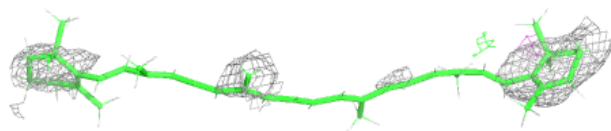
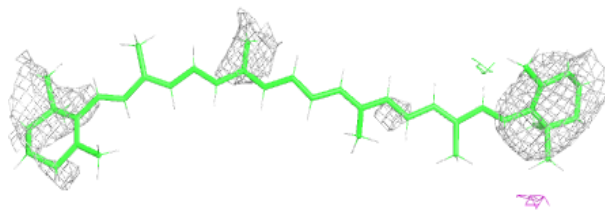
$2mF_o-DF_c$  (at 0.7 rmsd) in gray  
 $mF_o-DF_c$  (at 3 rmsd) in purple (negative)  
and green (positive)



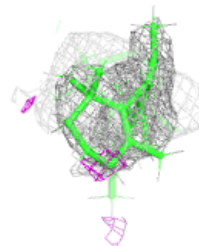
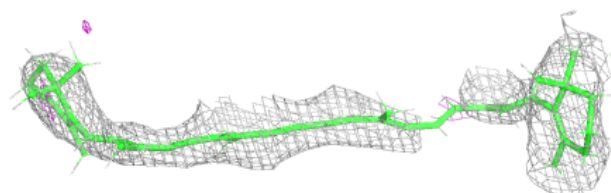
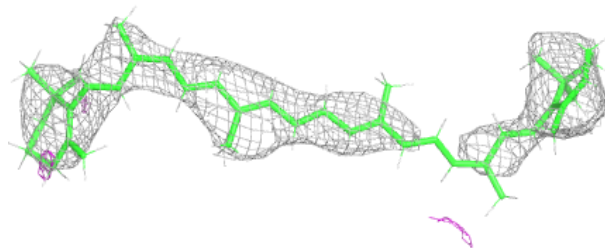


**Electron density around BCR B 3044:**

$2mF_o-DF_c$  (at 0.7 rmsd) in gray  
 $mF_o-DF_c$  (at 3 rmsd) in purple (negative)  
and green (positive)

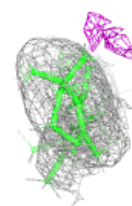
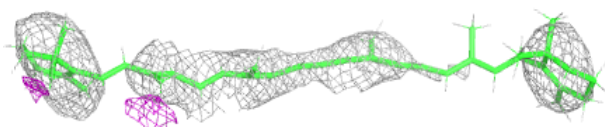
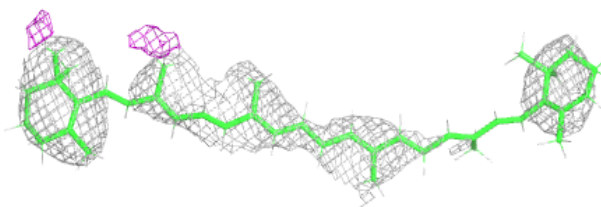
**Electron density around BCR B 3046:**

$2mF_o-DF_c$  (at 0.7 rmsd) in gray  
 $mF_o-DF_c$  (at 3 rmsd) in purple (negative)  
and green (positive)

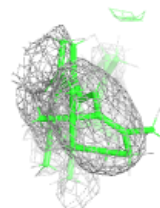
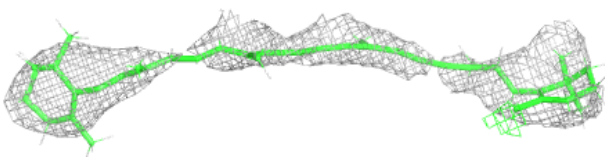
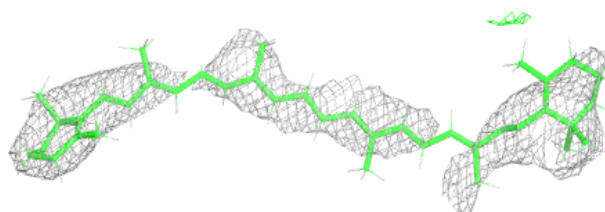


**Electron density around BCR B 3047:**

$2mF_o-DF_c$  (at 0.7 rmsd) in gray  
 $mF_o-DF_c$  (at 3 rmsd) in purple (negative)  
and green (positive)

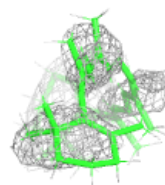
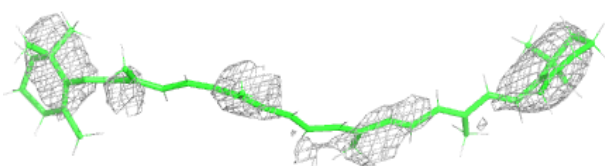
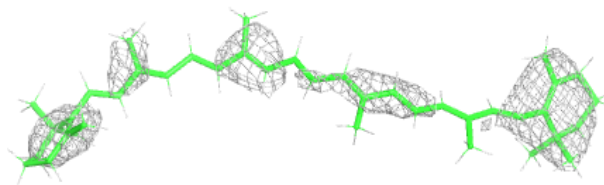
**Electron density around BCR B 3051:**

$2mF_o-DF_c$  (at 0.7 rmsd) in gray  
 $mF_o-DF_c$  (at 3 rmsd) in purple (negative)  
and green (positive)

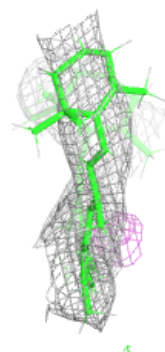
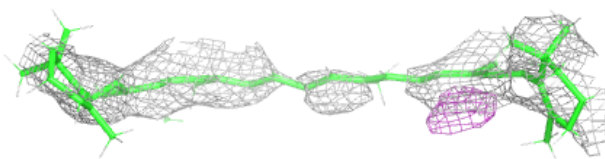
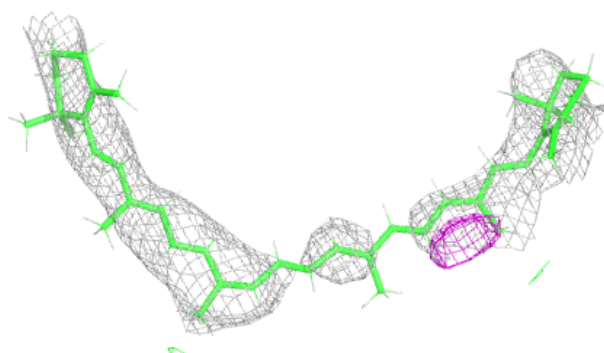


**Electron density around BCR F 201:**

$2mF_o-DF_c$  (at 0.7 rmsd) in gray  
 $mF_o-DF_c$  (at 3 rmsd) in purple (negative)  
and green (positive)

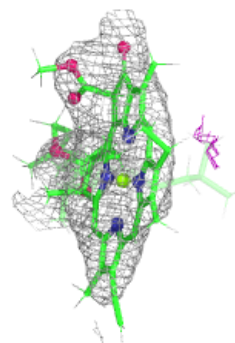
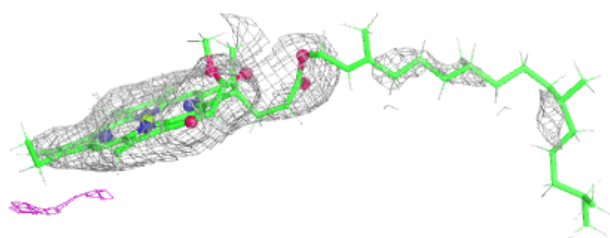
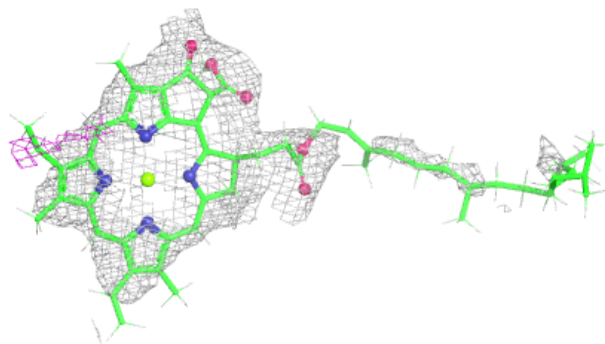
**Electron density around BCR F 203:**

$2mF_o-DF_c$  (at 0.7 rmsd) in gray  
 $mF_o-DF_c$  (at 3 rmsd) in purple (negative)  
and green (positive)



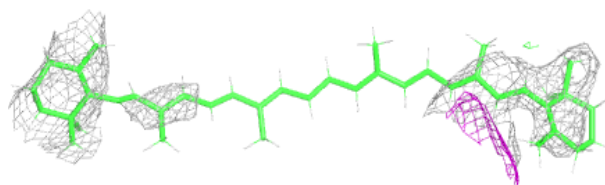


**Electron density around CLA A 806:**

$2mF_o-DF_c$  (at 0.7 rmsd) in gray  
 $mF_o-DF_c$  (at 3 rmsd) in purple (negative)  
and green (positive)

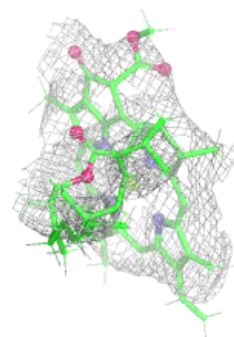
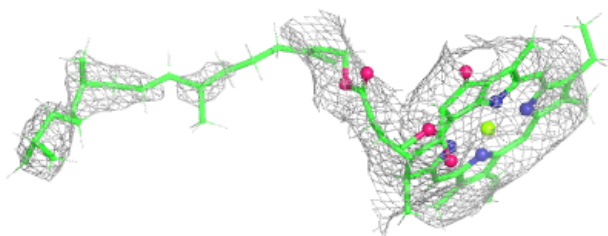
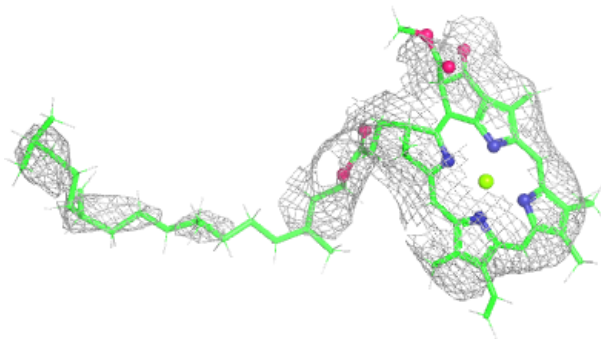
**Electron density around BCR J 105:**

$2mF_o-DF_c$  (at 0.7 rmsd) in gray  
 $mF_o-DF_c$  (at 3 rmsd) in purple (negative)  
and green (positive)

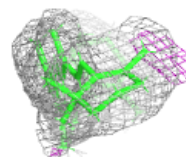
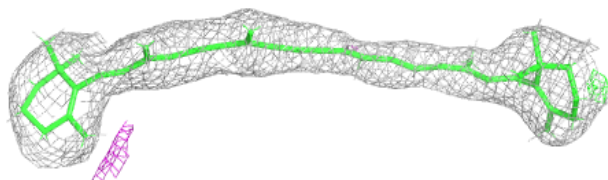
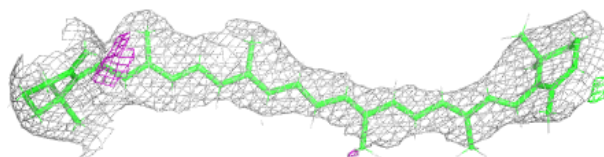


**Electron density around CLA A 822:**

$2mF_o-DF_c$  (at 0.7 rmsd) in gray  
 $mF_o-DF_c$  (at 3 rmsd) in purple (negative)  
and green (positive)

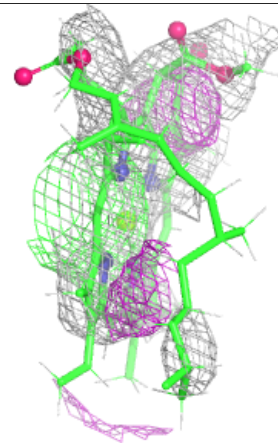
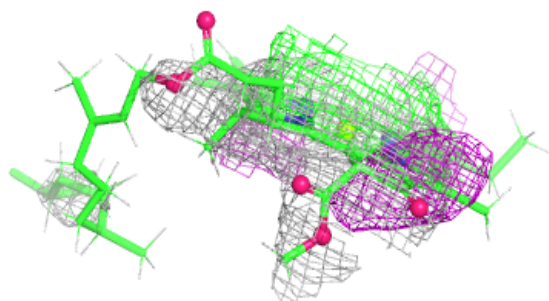
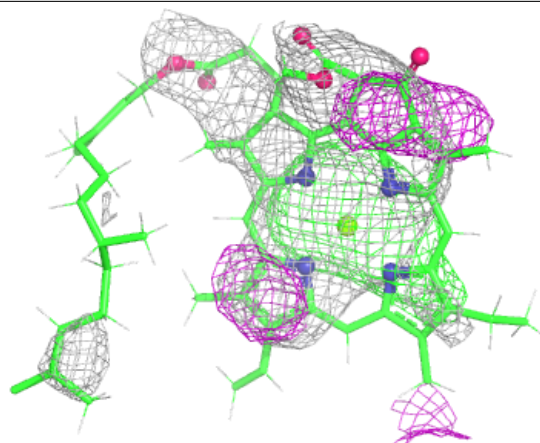
**Electron density around BCR M 103:**

$2mF_o-DF_c$  (at 0.7 rmsd) in gray  
 $mF_o-DF_c$  (at 3 rmsd) in purple (negative)  
and green (positive)

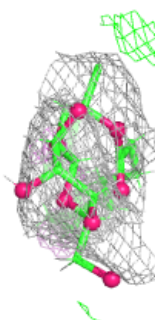
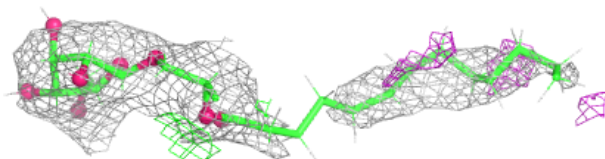
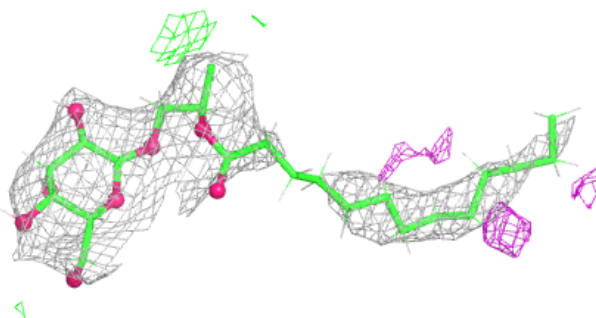


**Electron density around CLA A 814:**

$2mF_o-DF_c$  (at 0.7 rmsd) in gray  
 $mF_o-DF_c$  (at 3 rmsd) in purple (negative)  
and green (positive)

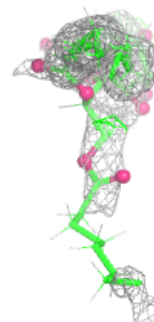
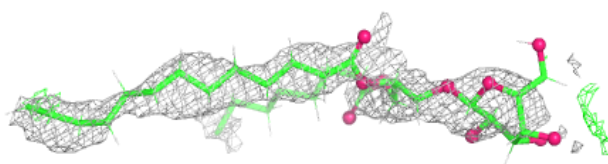
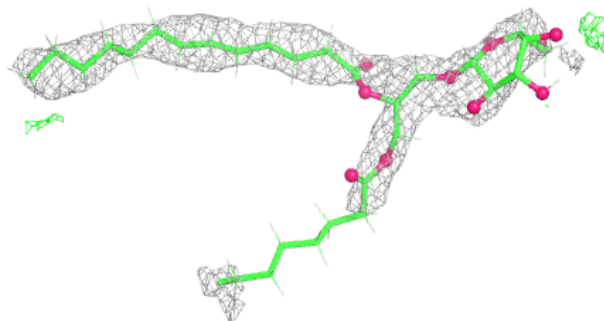
**Electron density around LMG A 855:**

$2mF_o-DF_c$  (at 0.7 rmsd) in gray  
 $mF_o-DF_c$  (at 3 rmsd) in purple (negative)  
and green (positive)



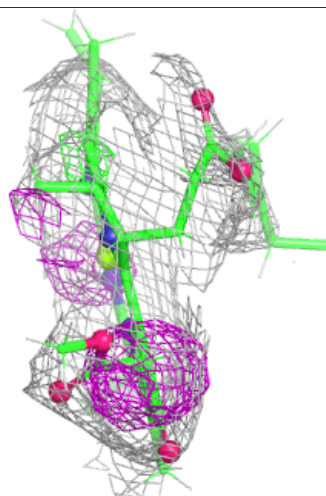
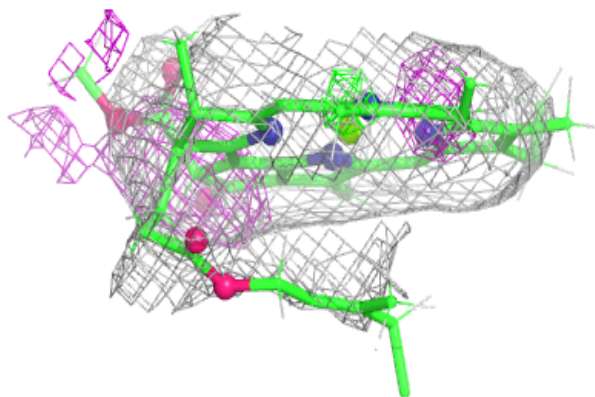
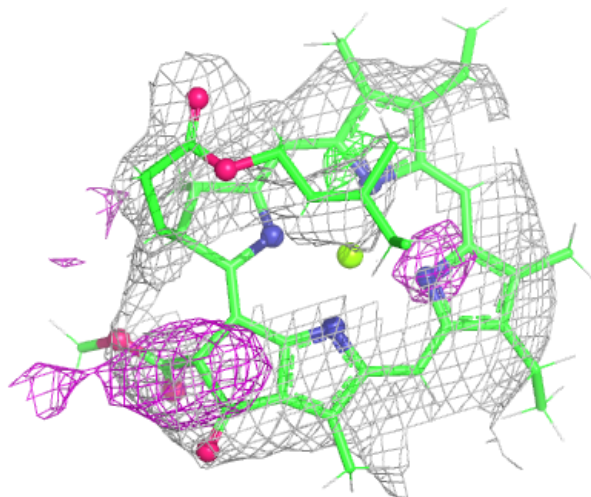
**Electron density around LMG I 102:**

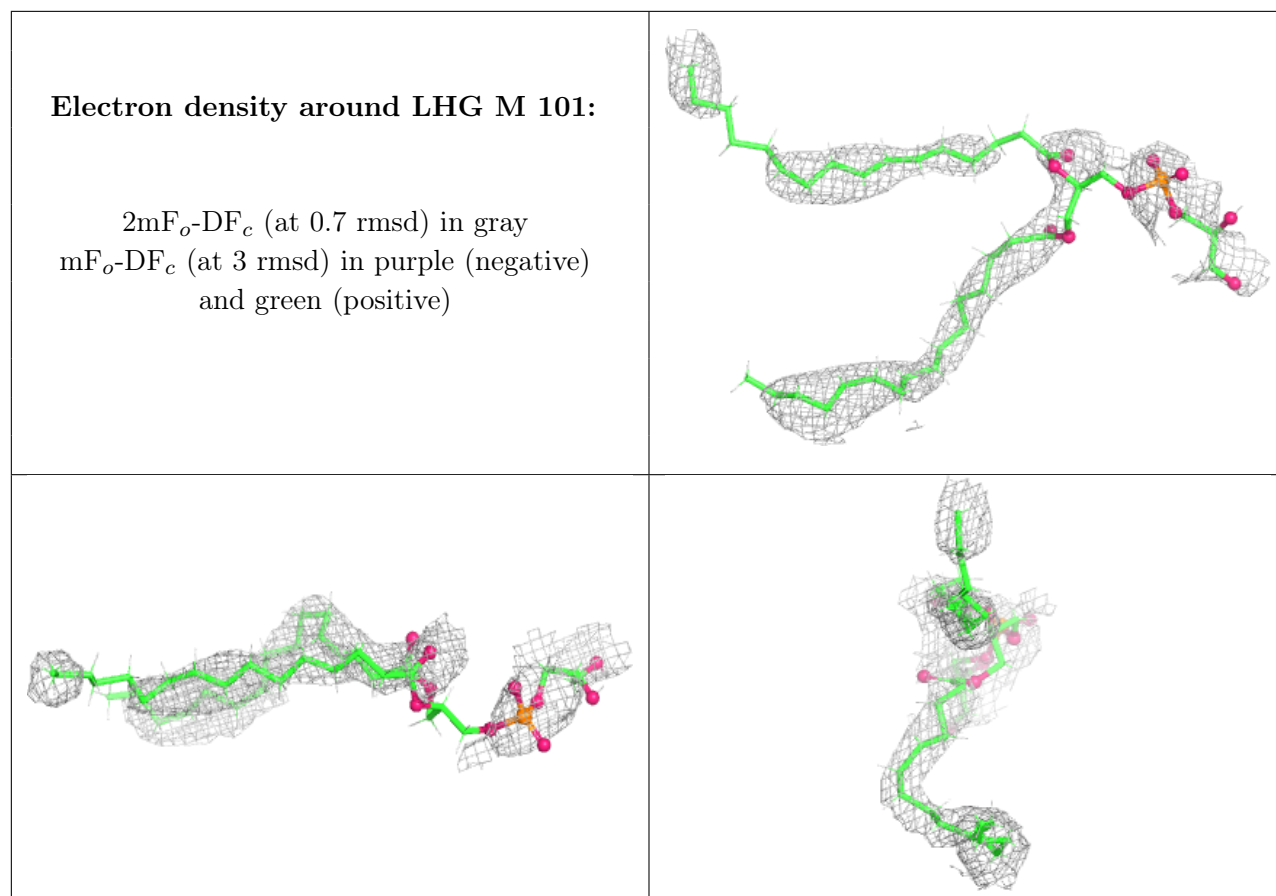
$2mF_o-DF_c$  (at 0.7 rnsd) in gray  
 $mF_o-DF_c$  (at 3 rnsd) in purple (negative)  
and green (positive)

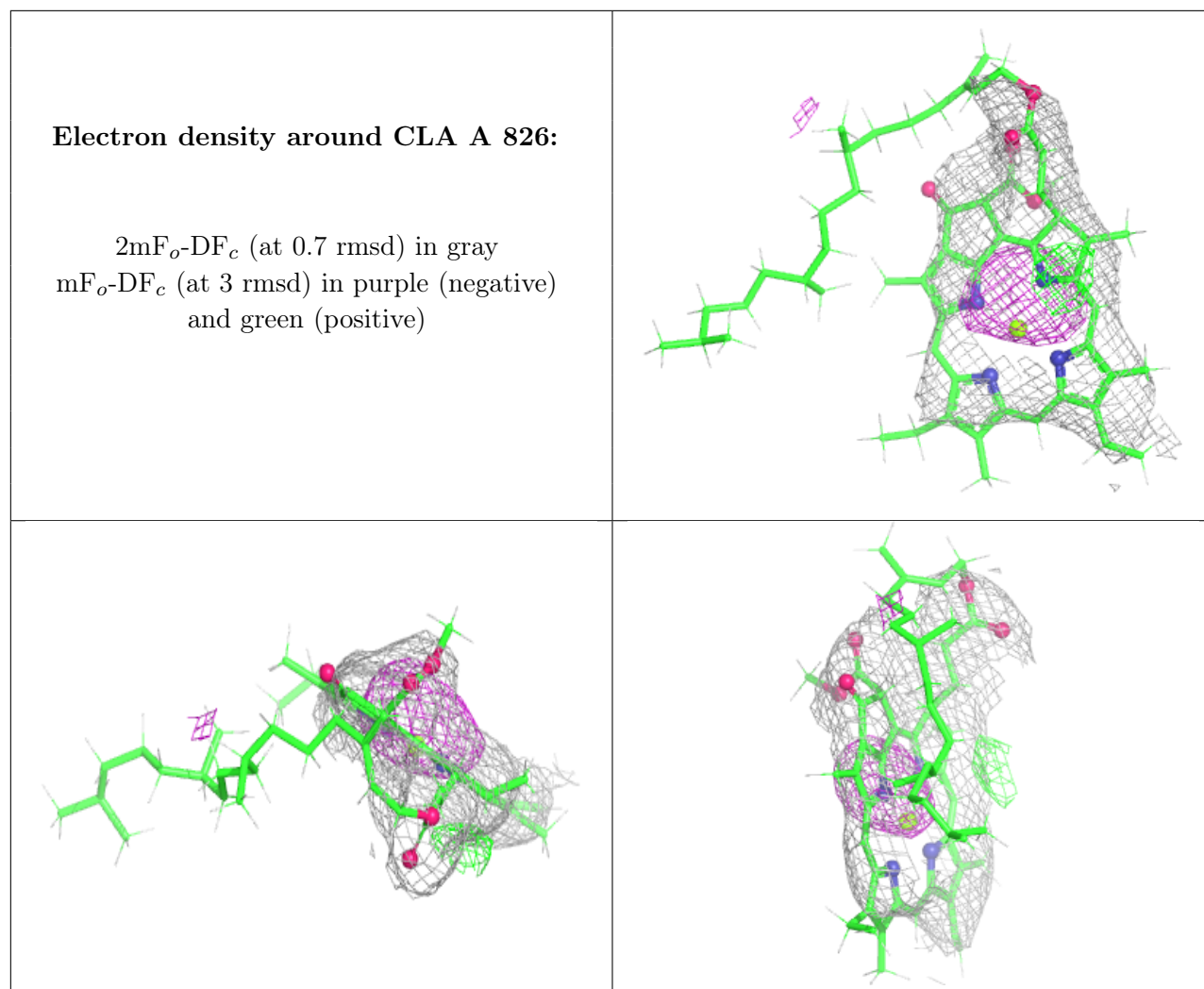


**Electron density around CLA A 824:**

$2mF_o-DF_c$  (at 0.7 rmsd) in gray  
 $mF_o-DF_c$  (at 3 rmsd) in purple (negative)  
and green (positive)

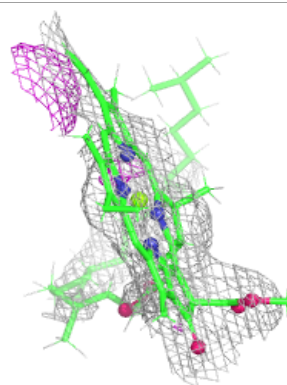
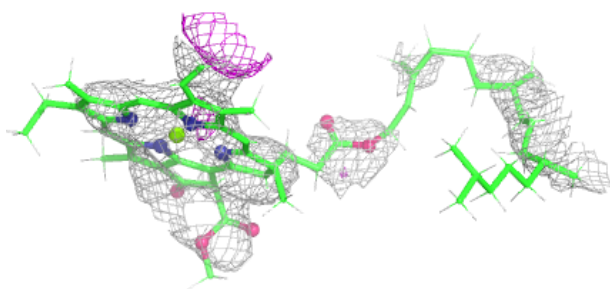
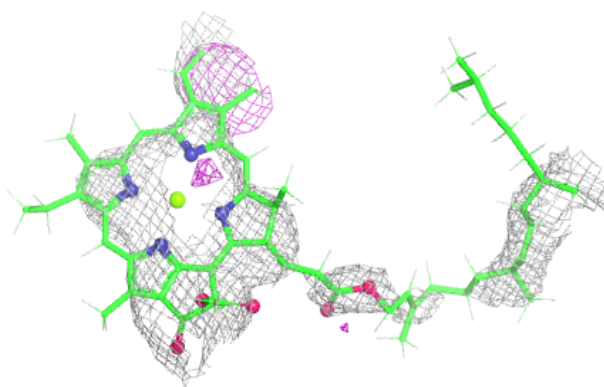




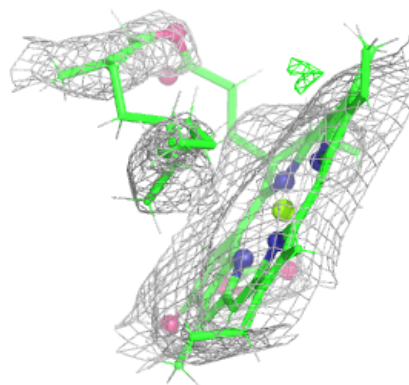
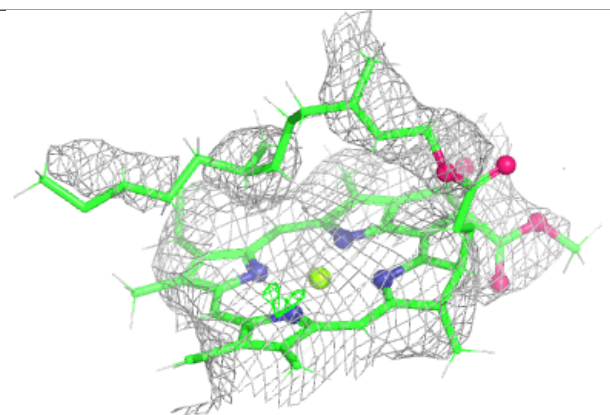
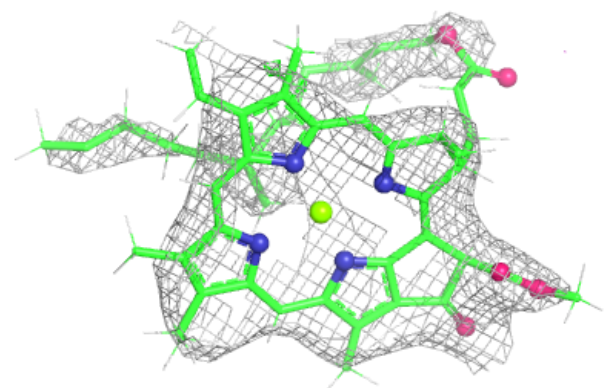


**Electron density around CLA A 828:**

$2mF_o-DF_c$  (at 0.7 rmsd) in gray  
 $mF_o-DF_c$  (at 3 rmsd) in purple (negative)  
and green (positive)

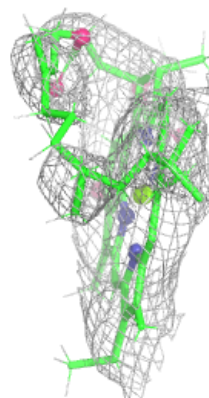
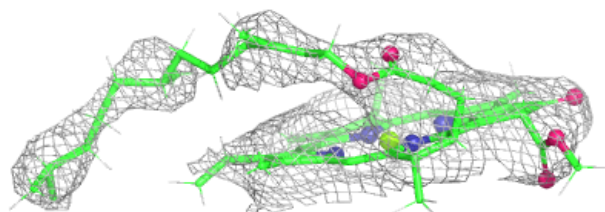
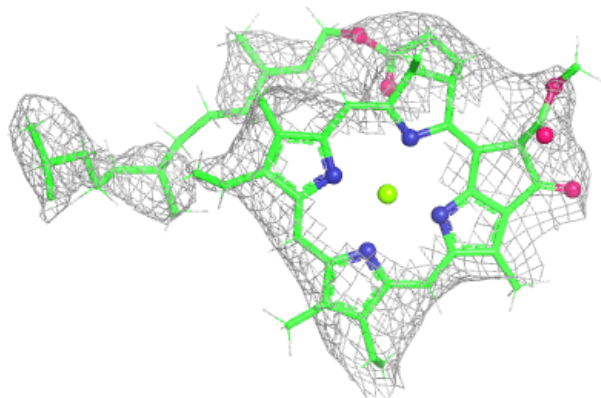
**Electron density around CLA B 3018:**

$2mF_o-DF_c$  (at 0.7 rmsd) in gray  
 $mF_o-DF_c$  (at 3 rmsd) in purple (negative)  
and green (positive)

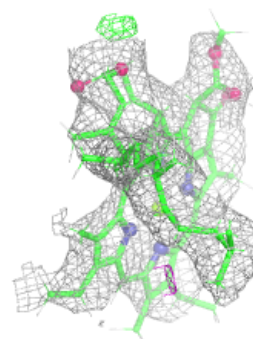
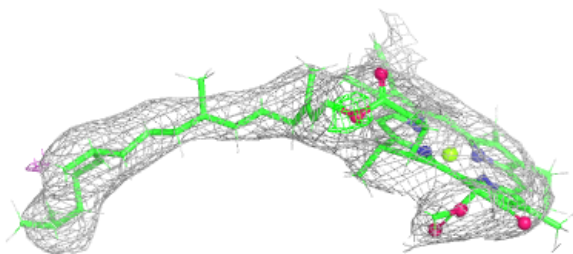
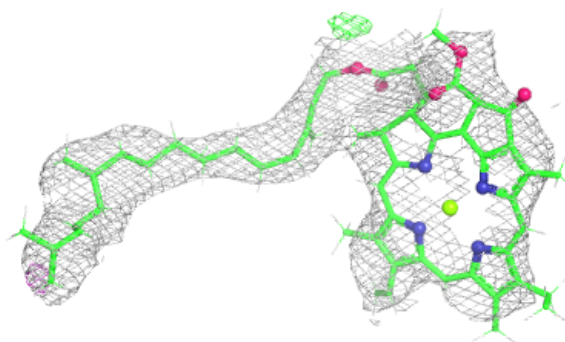


**Electron density around CLA B 3019:**

$2mF_o-DF_c$  (at 0.7 rmsd) in gray  
 $mF_o-DF_c$  (at 3 rmsd) in purple (negative)  
and green (positive)

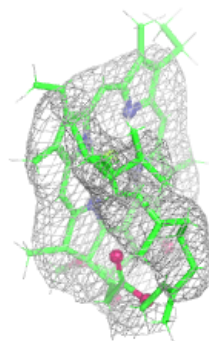
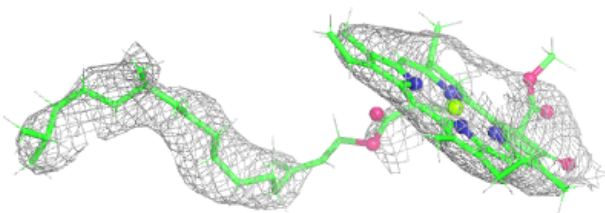
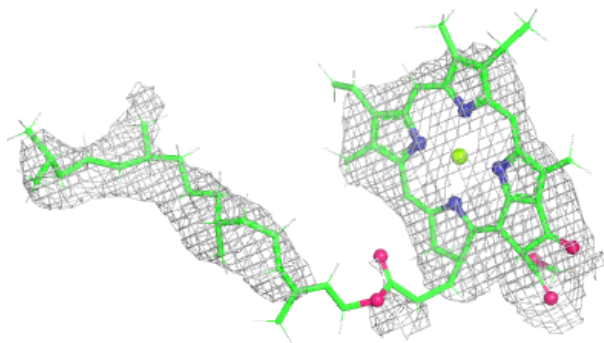
**Electron density around CLA A 803:**

$2mF_o-DF_c$  (at 0.7 rmsd) in gray  
 $mF_o-DF_c$  (at 3 rmsd) in purple (negative)  
and green (positive)

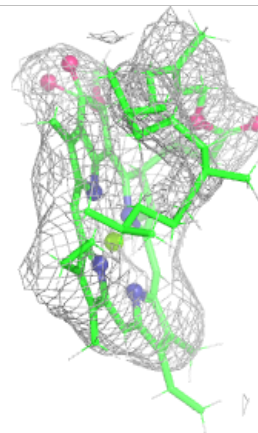
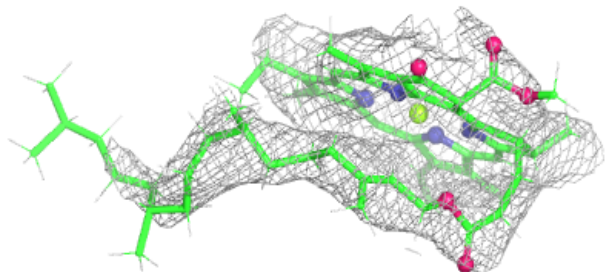
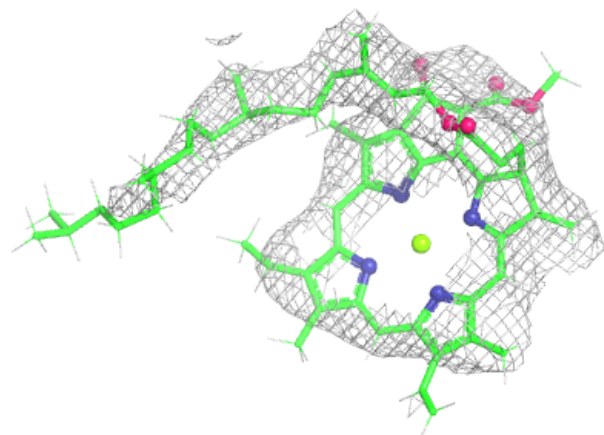


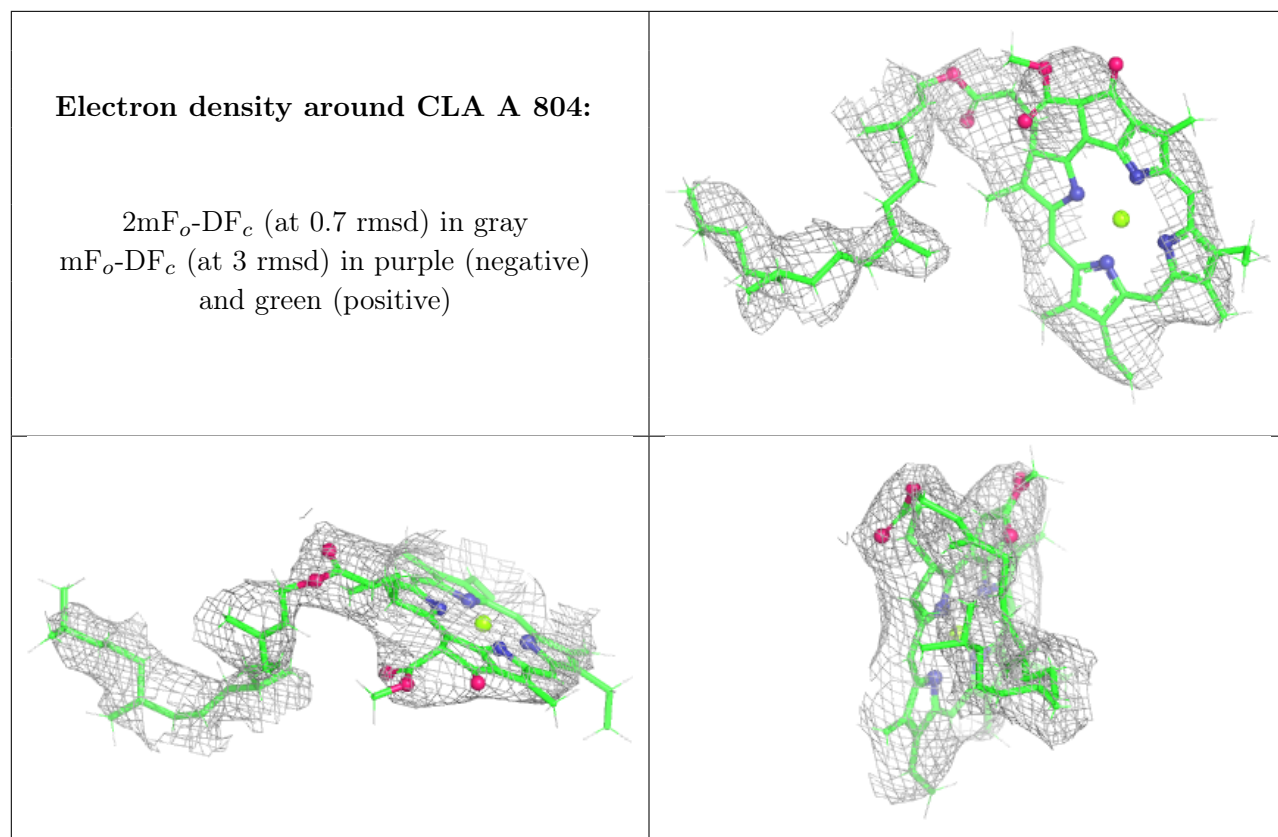
**Electron density around CLA A 809:**

$2mF_o-DF_c$  (at 0.7 rmsd) in gray  
 $mF_o-DF_c$  (at 3 rmsd) in purple (negative)  
and green (positive)

**Electron density around CLA A 830:**

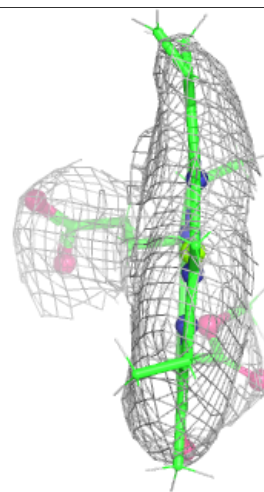
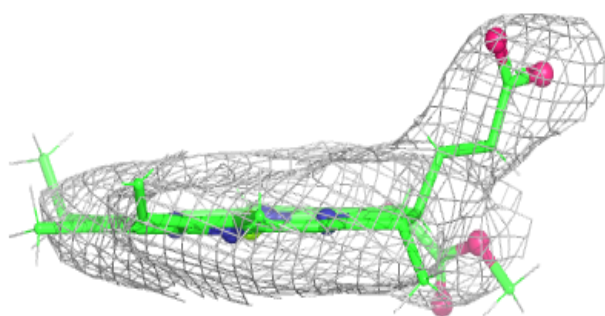
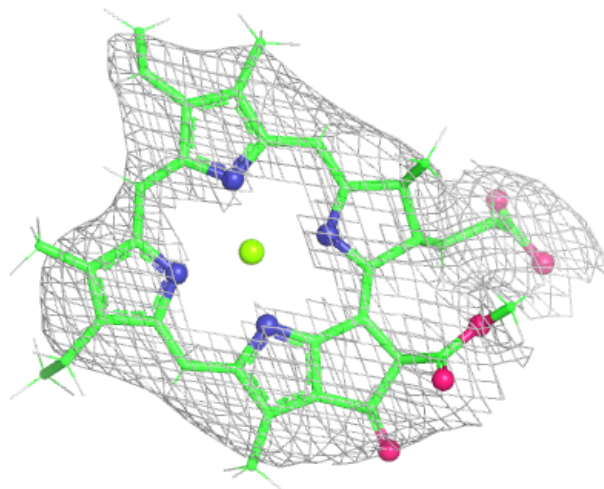
$2mF_o-DF_c$  (at 0.7 rmsd) in gray  
 $mF_o-DF_c$  (at 3 rmsd) in purple (negative)  
and green (positive)





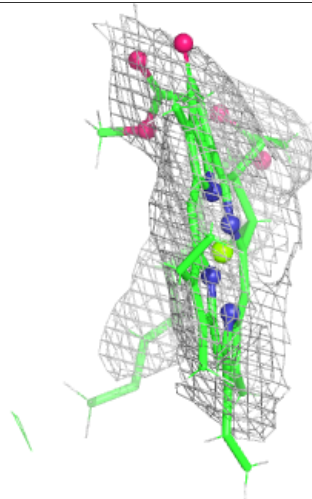
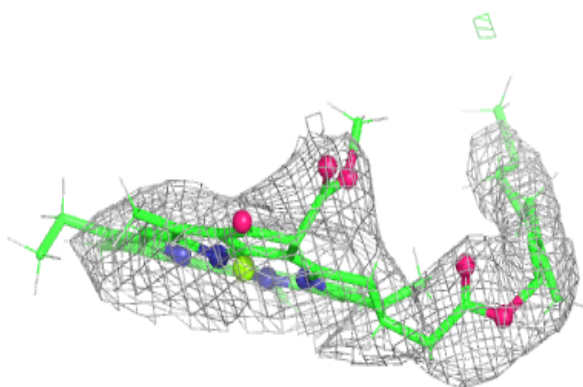
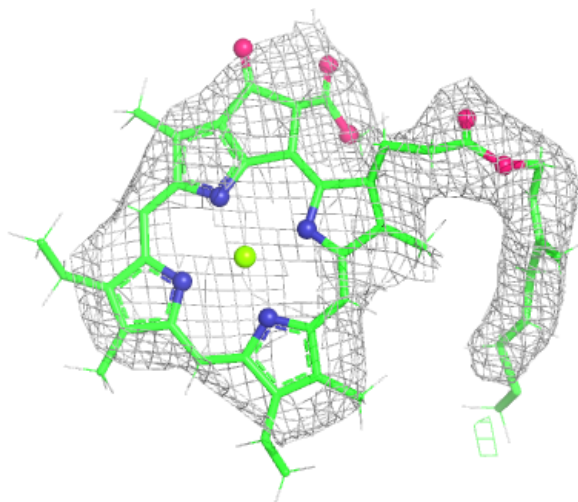
**Electron density around CLA B 3024:**

$2mF_o-DF_c$  (at 0.7 rmsd) in gray  
 $mF_o-DF_c$  (at 3 rmsd) in purple (negative)  
and green (positive)



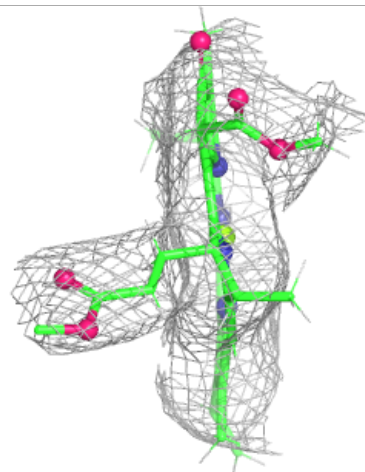
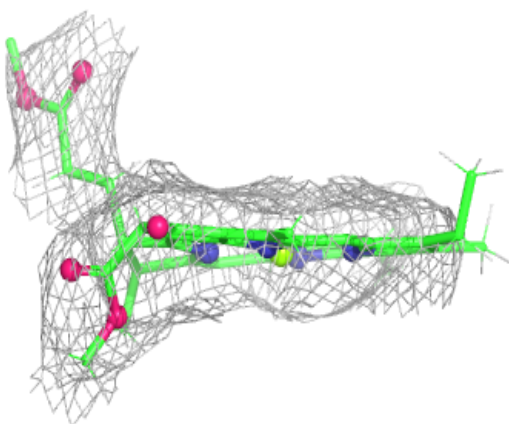
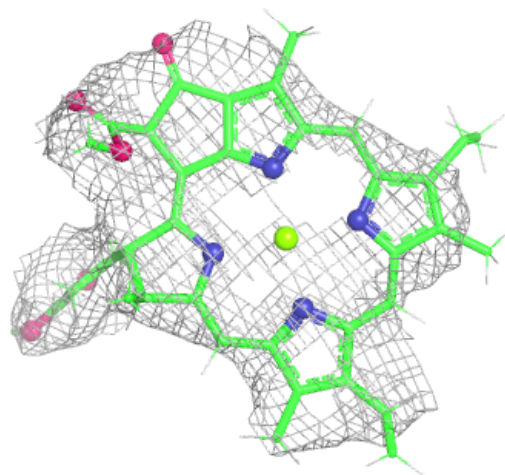
**Electron density around CLA B 3025:**

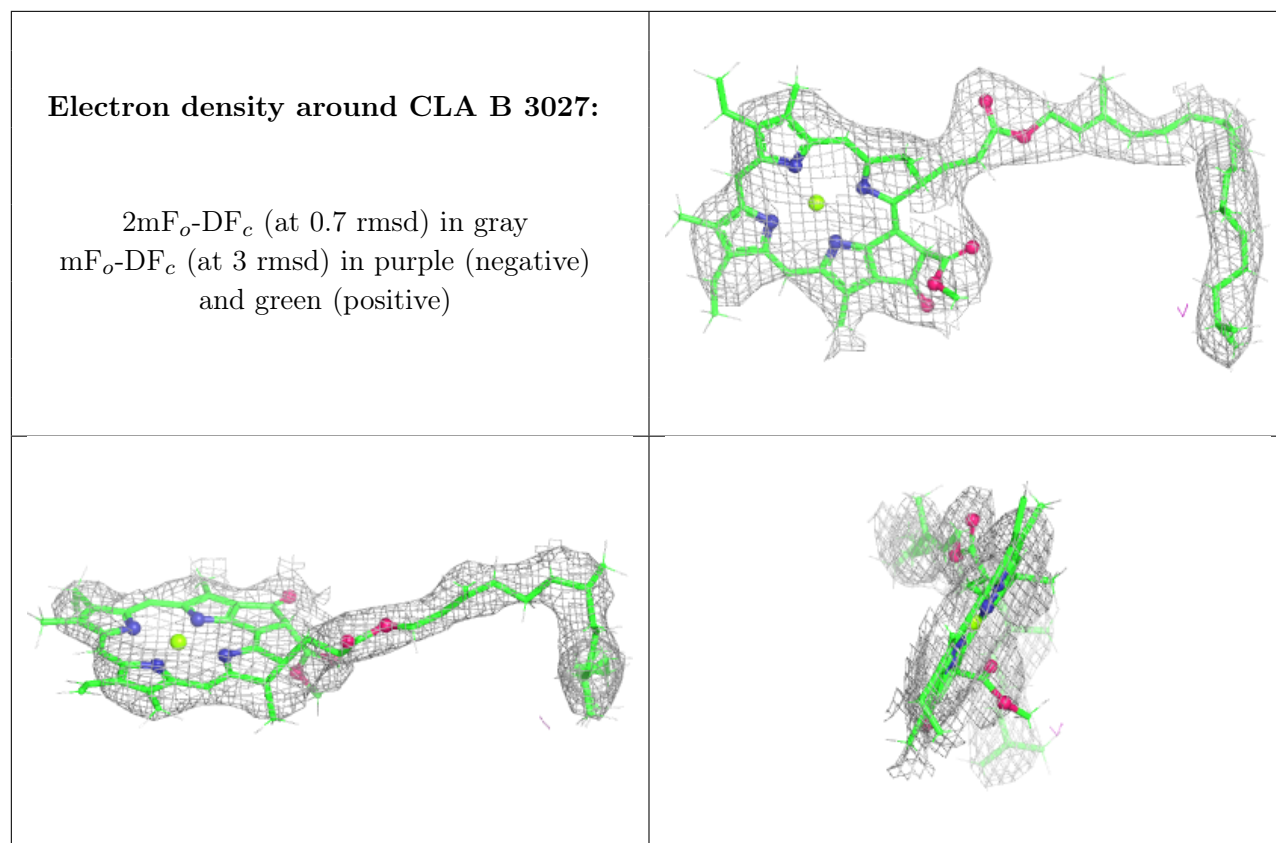
$2mF_o-DF_c$  (at 0.7 rmsd) in gray  
 $mF_o-DF_c$  (at 3 rmsd) in purple (negative)  
and green (positive)



**Electron density around CLA B 3026:**

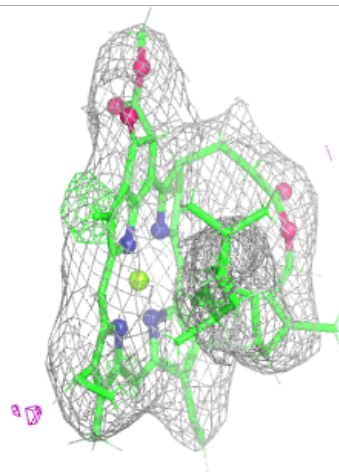
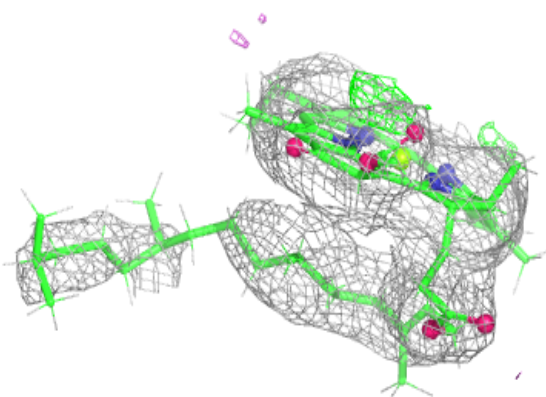
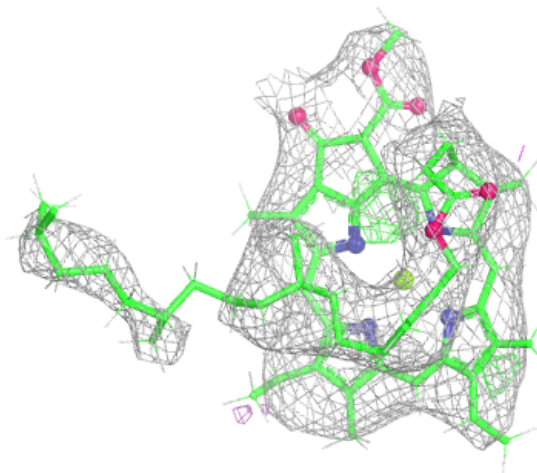
$2mF_o-DF_c$  (at 0.7 rmsd) in gray  
 $mF_o-DF_c$  (at 3 rmsd) in purple (negative)  
and green (positive)





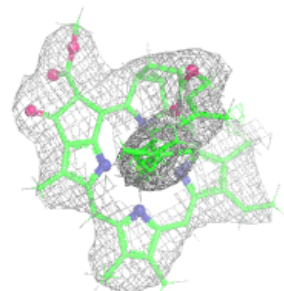
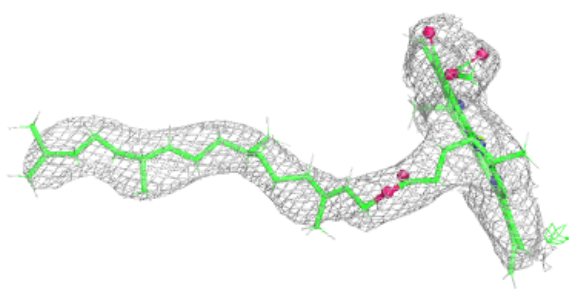
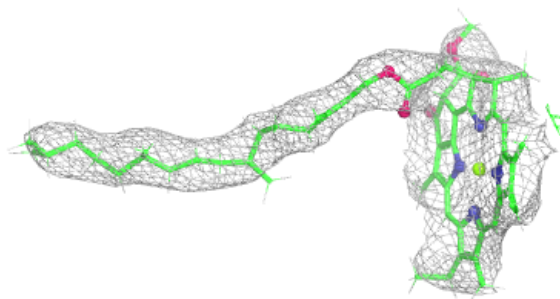
**Electron density around CLA B 3028:**

$2mF_o-DF_c$  (at 0.7 rmsd) in gray  
 $mF_o-DF_c$  (at 3 rmsd) in purple (negative)  
and green (positive)

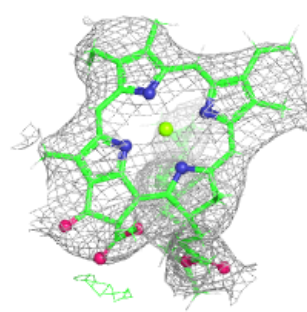
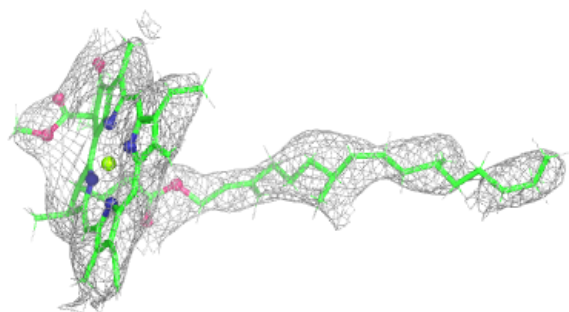
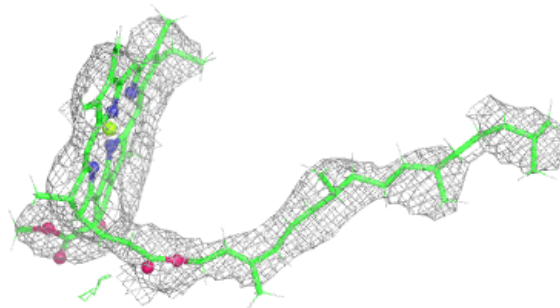


**Electron density around CLA B 3029:**

$2mF_o-DF_c$  (at 0.7 rmsd) in gray  
 $mF_o-DF_c$  (at 3 rmsd) in purple (negative)  
and green (positive)

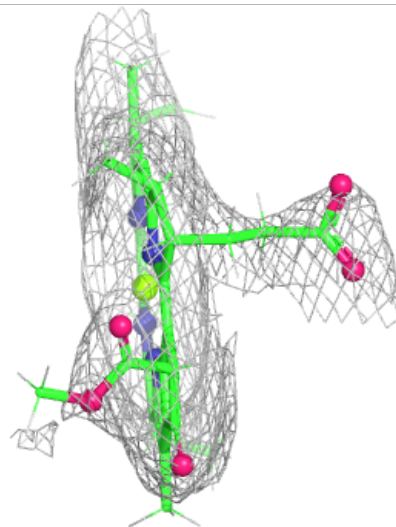
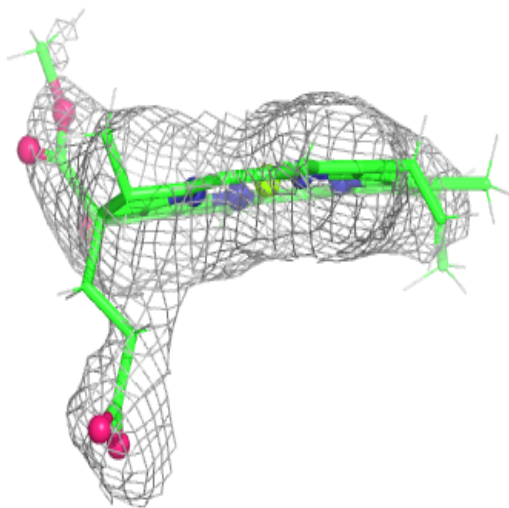
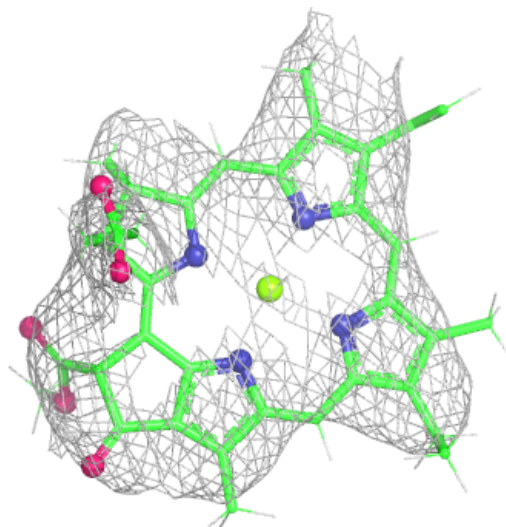
**Electron density around CLA B 3030:**

$2mF_o-DF_c$  (at 0.7 rmsd) in gray  
 $mF_o-DF_c$  (at 3 rmsd) in purple (negative)  
and green (positive)



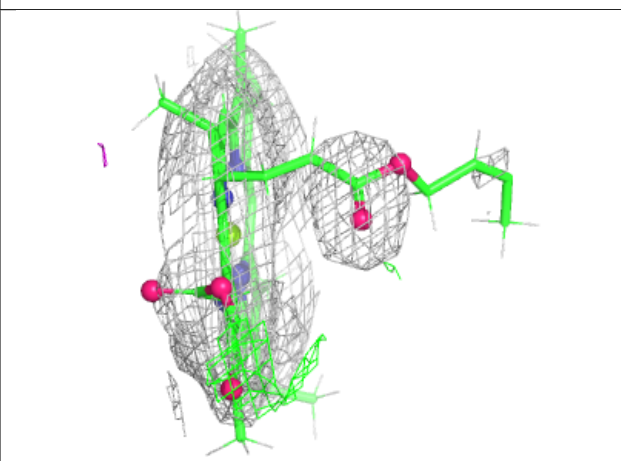
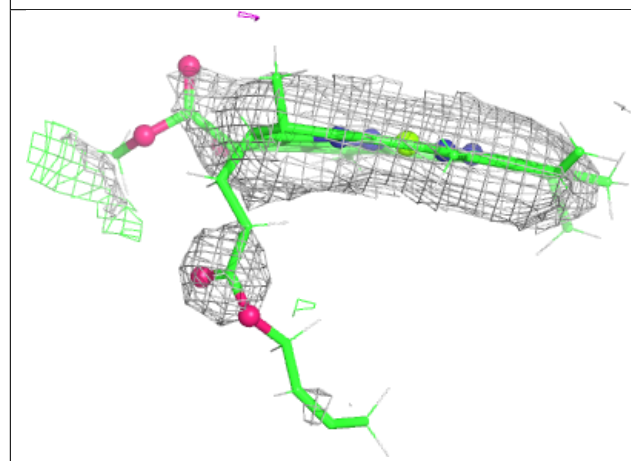
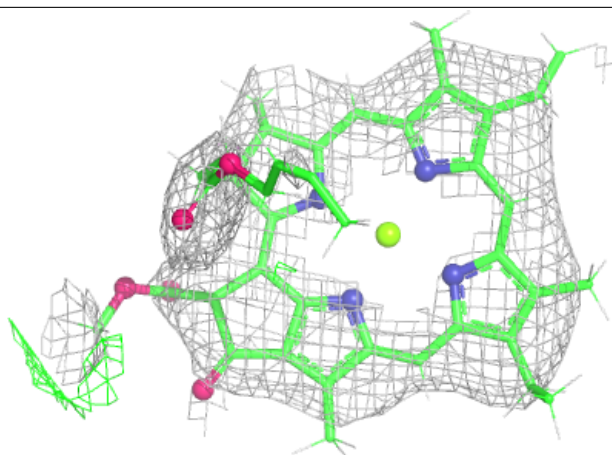
**Electron density around CLA B 3031:**

$2mF_o-DF_c$  (at 0.7 rmsd) in gray  
 $mF_o-DF_c$  (at 3 rmsd) in purple (negative)  
and green (positive)



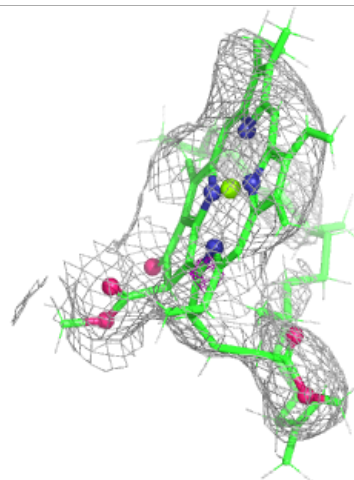
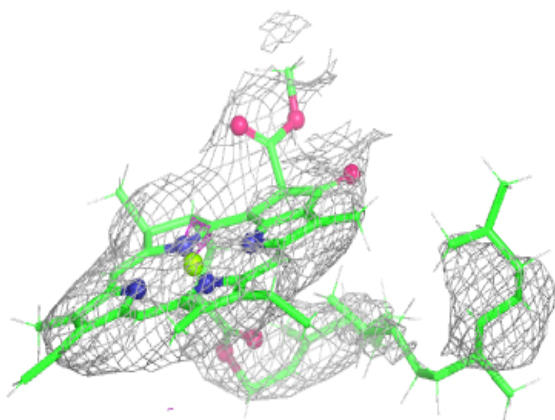
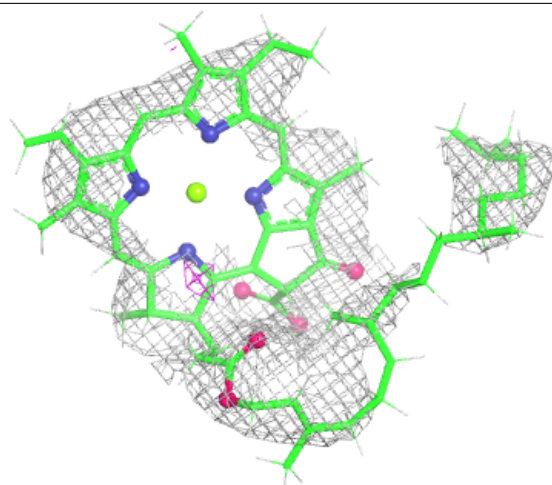
**Electron density around CLA B 3032:**

$2mF_o-DF_c$  (at 0.7 rmsd) in gray  
 $mF_o-DF_c$  (at 3 rmsd) in purple (negative)  
and green (positive)



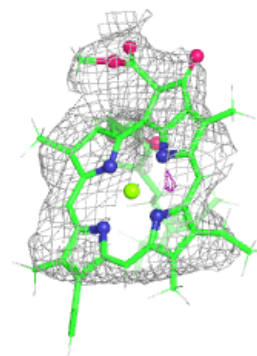
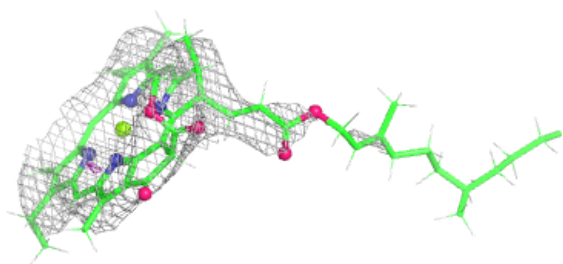
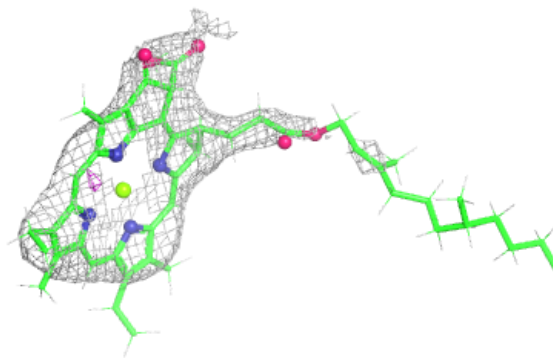
**Electron density around CLA B 3033:**

$2mF_o-DF_c$  (at 0.7 rmsd) in gray  
 $mF_o-DF_c$  (at 3 rmsd) in purple (negative)  
and green (positive)



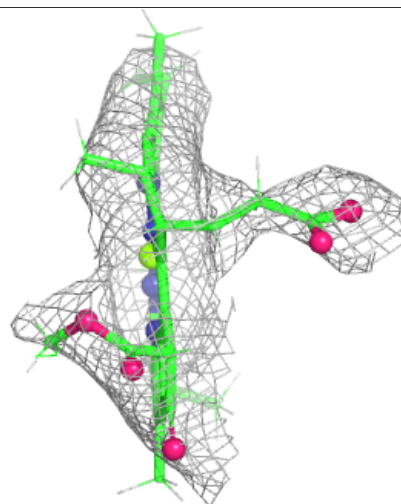
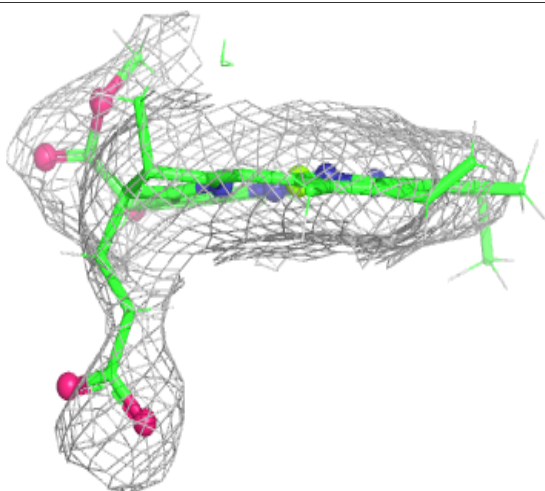
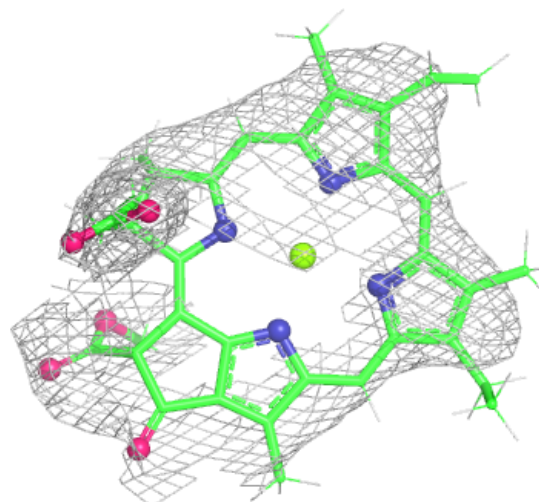
**Electron density around CLA B 3034:**

$2mF_o-DF_c$  (at 0.7 rmsd) in gray  
 $mF_o-DF_c$  (at 3 rmsd) in purple (negative)  
and green (positive)



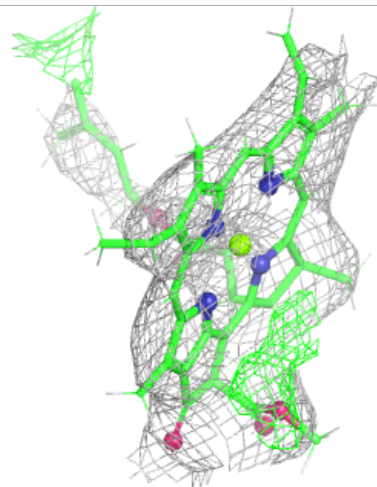
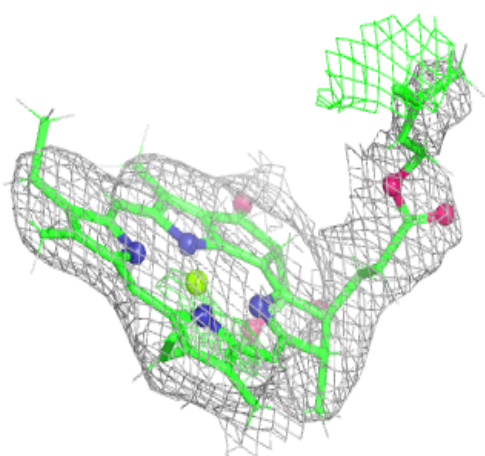
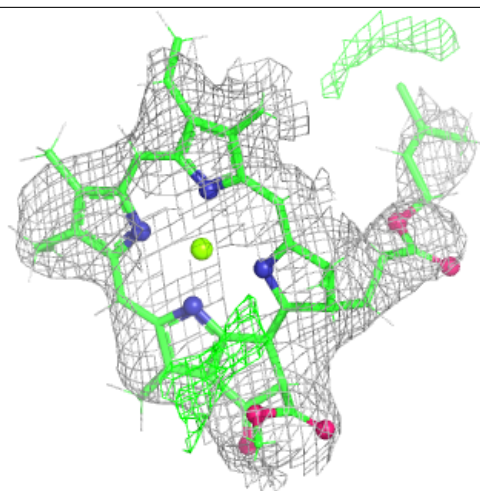
**Electron density around CLA B 3035:**

$2mF_o-DF_c$  (at 0.7 rmsd) in gray  
 $mF_o-DF_c$  (at 3 rmsd) in purple (negative)  
and green (positive)



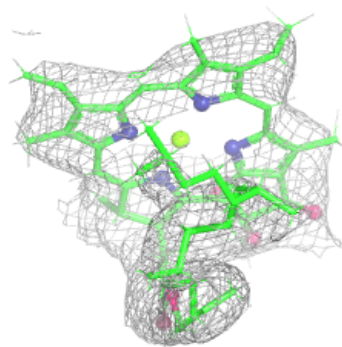
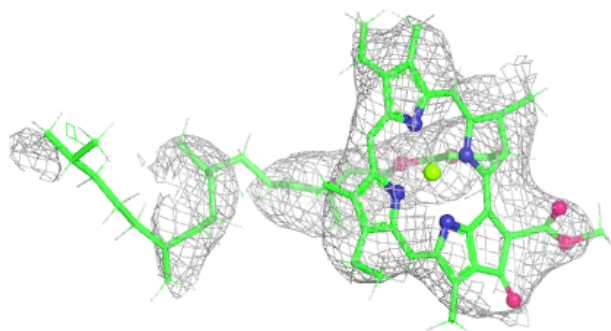
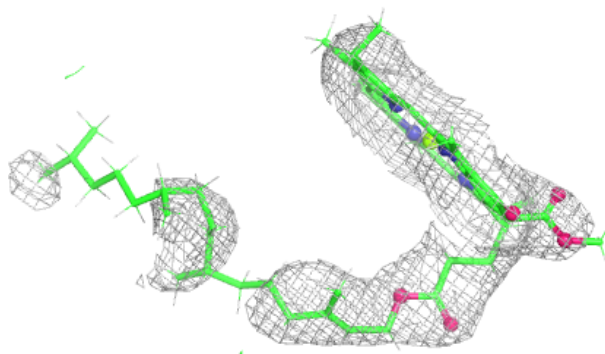
**Electron density around CLA A 832:**

$2mF_o-DF_c$  (at 0.7 rmsd) in gray  
 $mF_o-DF_c$  (at 3 rmsd) in purple (negative)  
and green (positive)

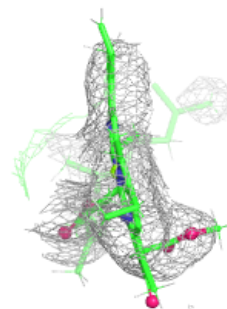
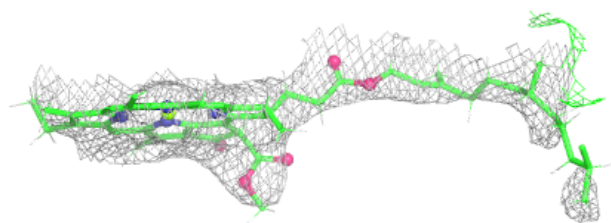
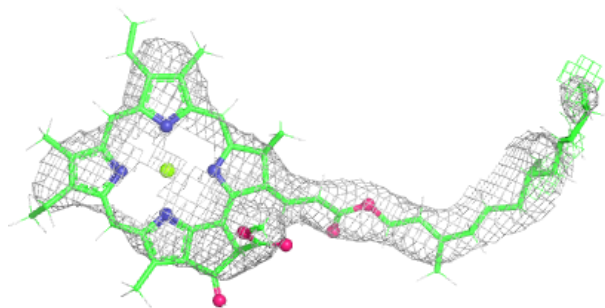


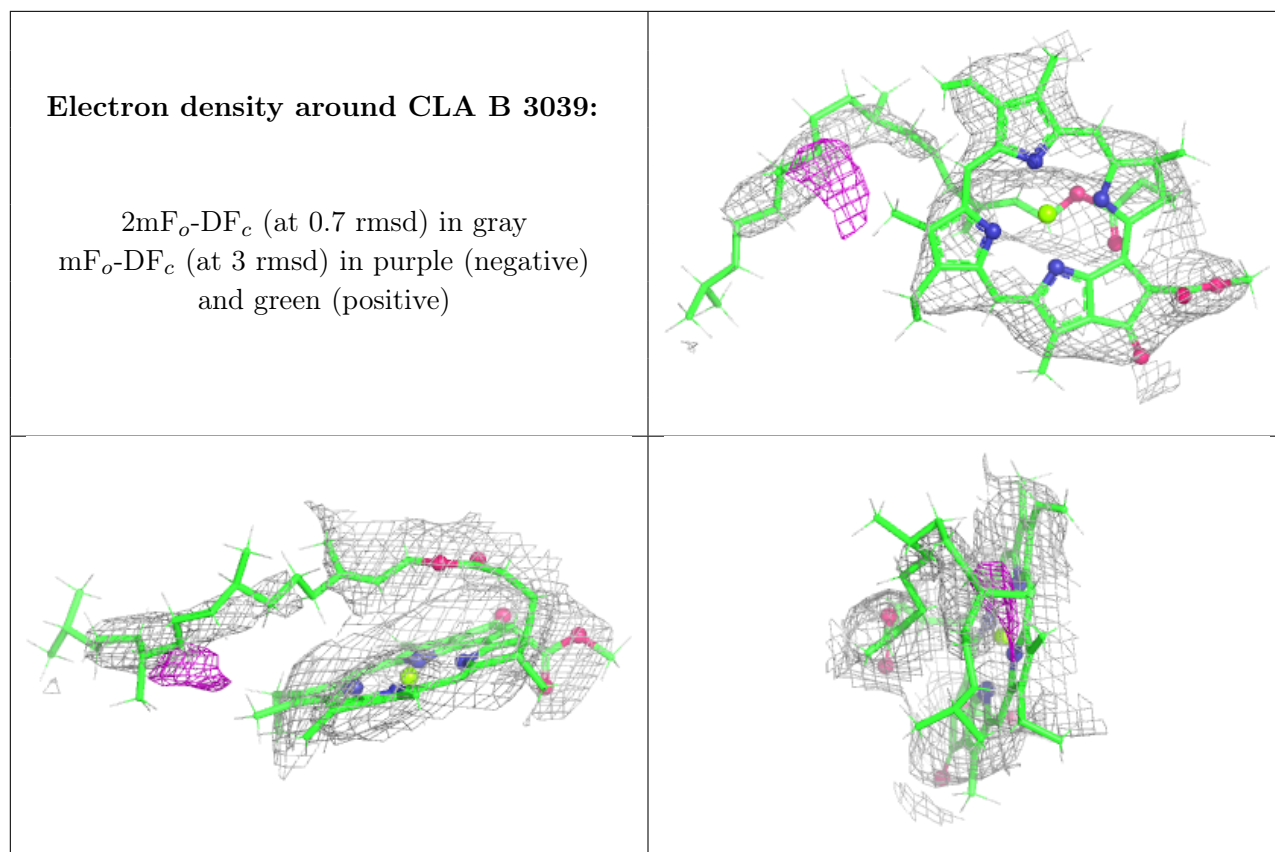
**Electron density around CLA A 833:**

$2mF_o-DF_c$  (at 0.7 rmsd) in gray  
 $mF_o-DF_c$  (at 3 rmsd) in purple (negative)  
and green (positive)

**Electron density around CLA B 3038:**

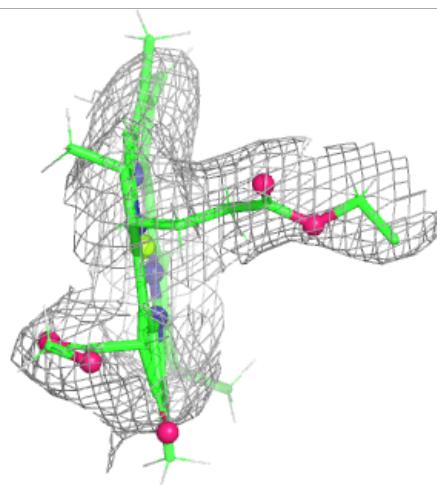
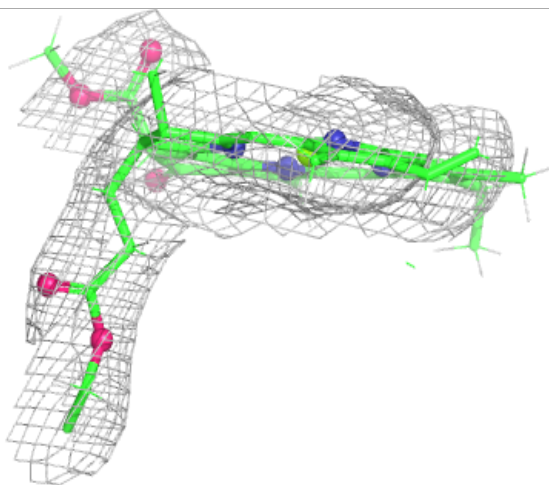
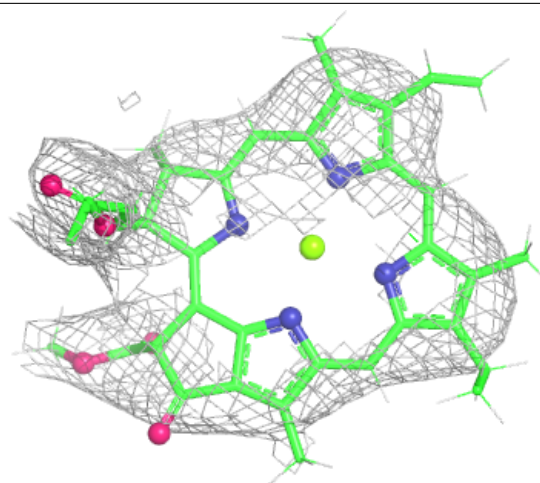
$2mF_o-DF_c$  (at 0.7 rmsd) in gray  
 $mF_o-DF_c$  (at 3 rmsd) in purple (negative)  
and green (positive)





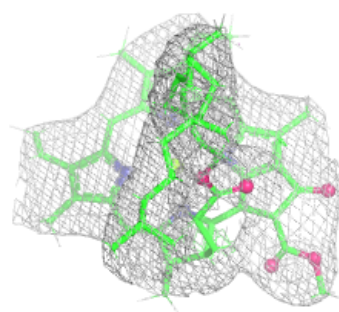
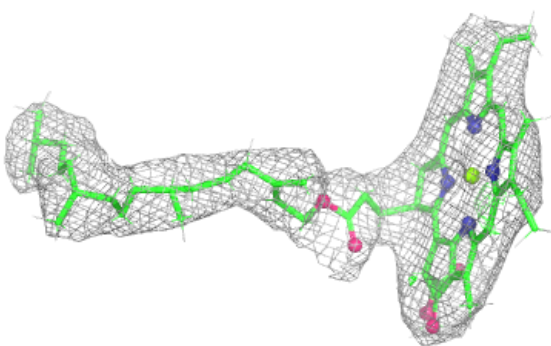
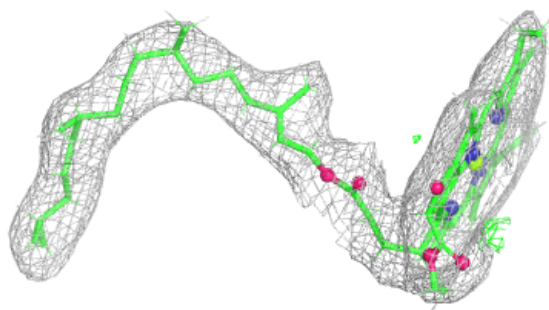
**Electron density around CLA B 3040:**

$2mF_o-DF_c$  (at 0.7 rmsd) in gray  
 $mF_o-DF_c$  (at 3 rmsd) in purple (negative)  
and green (positive)

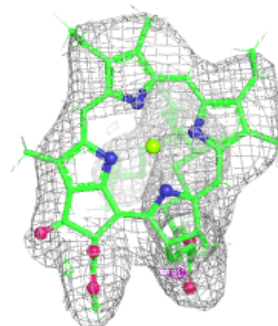
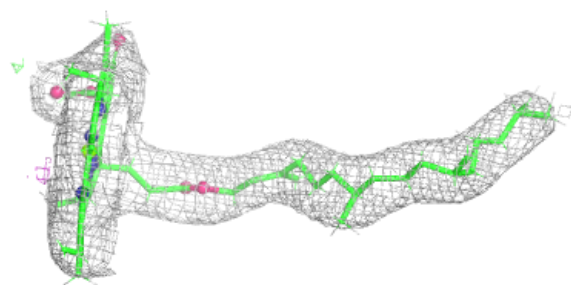
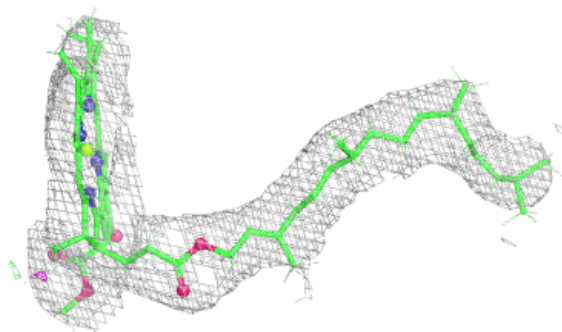


**Electron density around CLA B 3041:**

$2mF_o-DF_c$  (at 0.7 rmsd) in gray  
 $mF_o-DF_c$  (at 3 rmsd) in purple (negative)  
and green (positive)

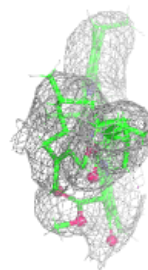
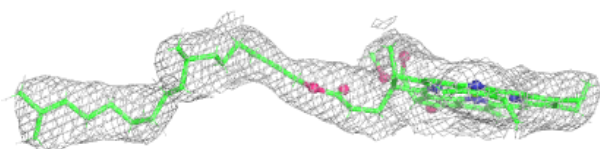
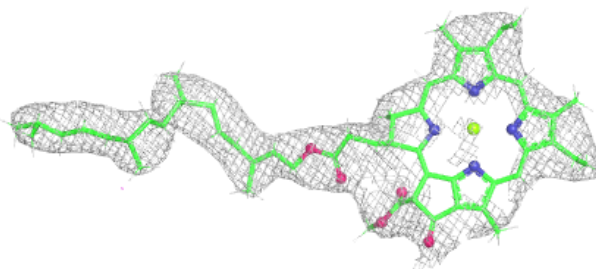
**Electron density around CLA B 3042:**

$2mF_o-DF_c$  (at 0.7 rmsd) in gray  
 $mF_o-DF_c$  (at 3 rmsd) in purple (negative)  
and green (positive)

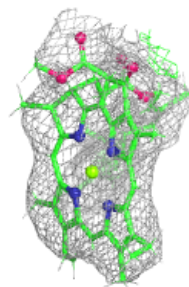
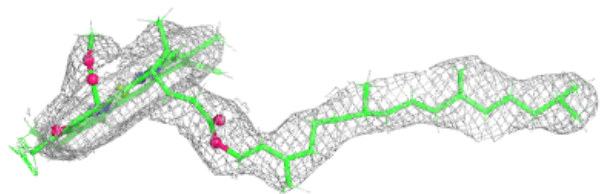
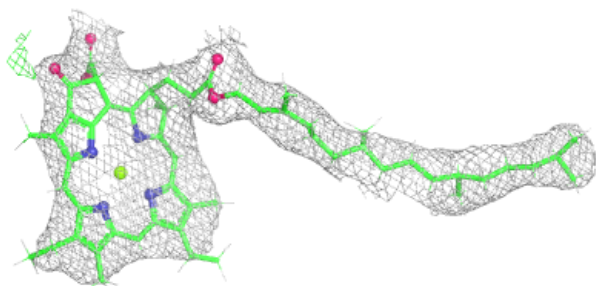


**Electron density around CLA A 834:**

$2mF_o-DF_c$  (at 0.7 rmsd) in gray  
 $mF_o-DF_c$  (at 3 rmsd) in purple (negative)  
and green (positive)

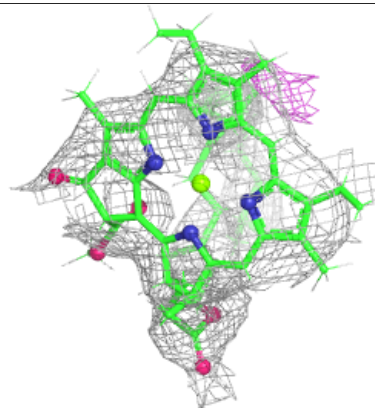
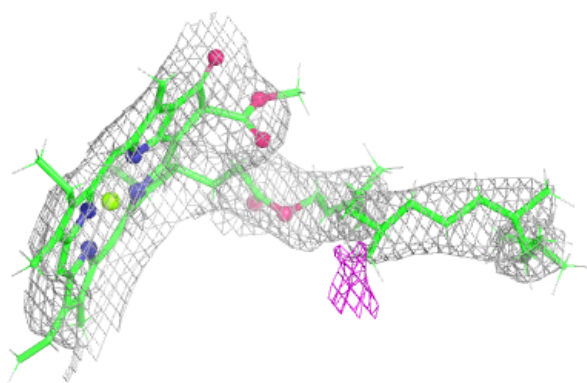
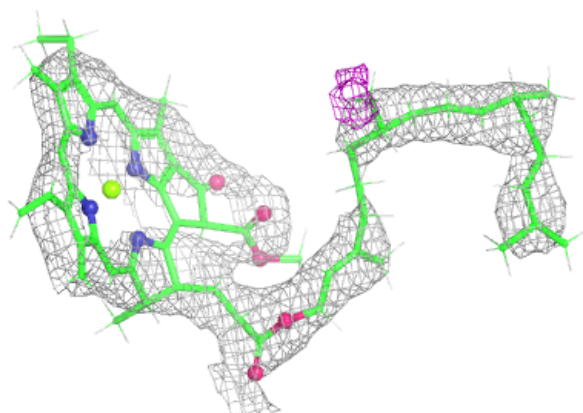
**Electron density around CLA A 835:**

$2mF_o-DF_c$  (at 0.7 rmsd) in gray  
 $mF_o-DF_c$  (at 3 rmsd) in purple (negative)  
and green (positive)

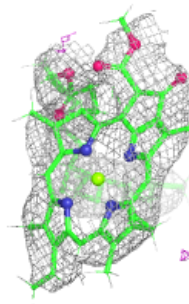
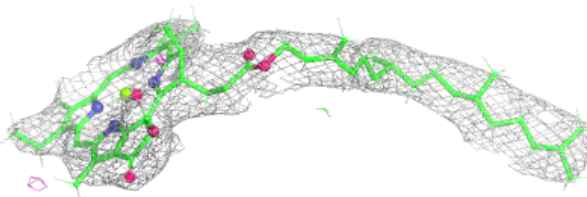
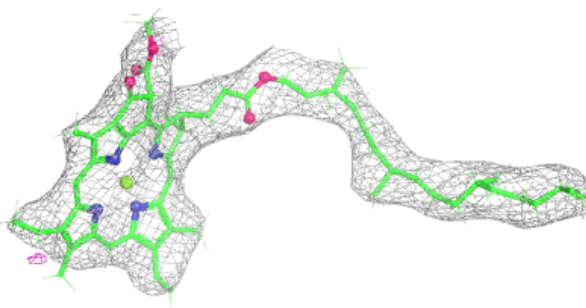


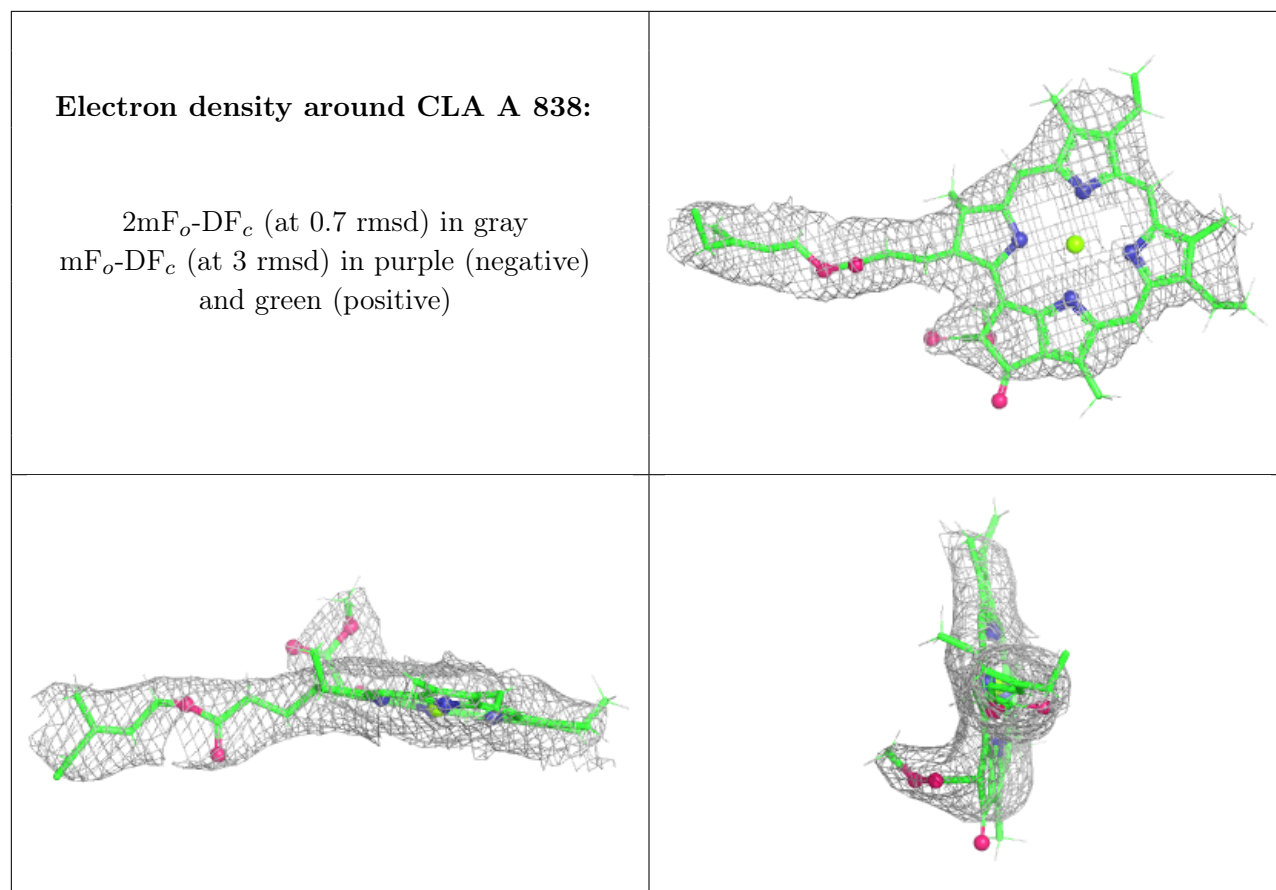
**Electron density around CL0 A 801:**

$2mF_o-DF_c$  (at 0.7 rmsd) in gray  
 $mF_o-DF_c$  (at 3 rmsd) in purple (negative)  
and green (positive)

**Electron density around CLA A 802:**

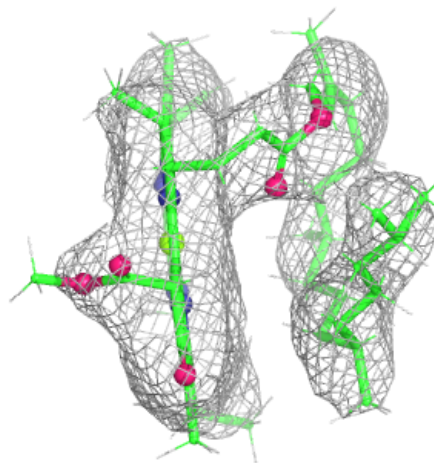
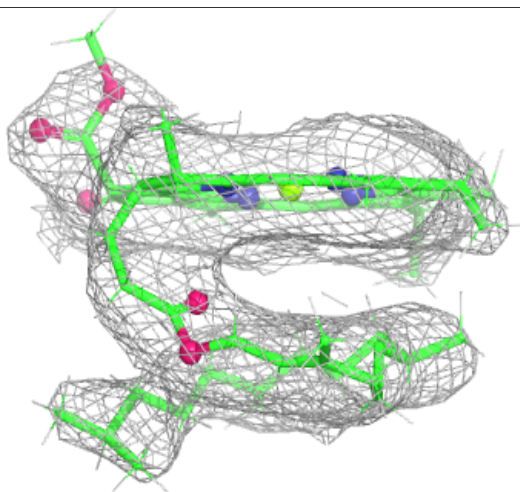
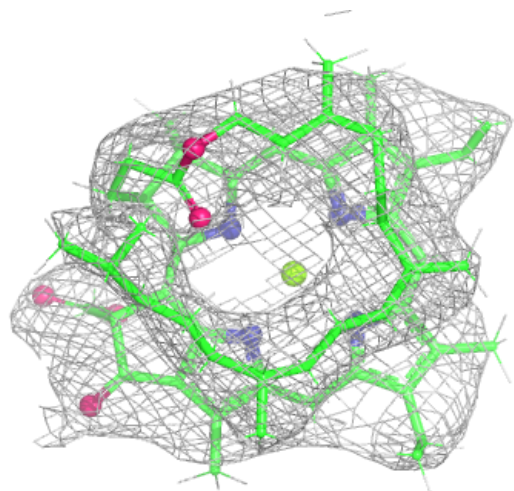
$2mF_o-DF_c$  (at 0.7 rmsd) in gray  
 $mF_o-DF_c$  (at 3 rmsd) in purple (negative)  
and green (positive)





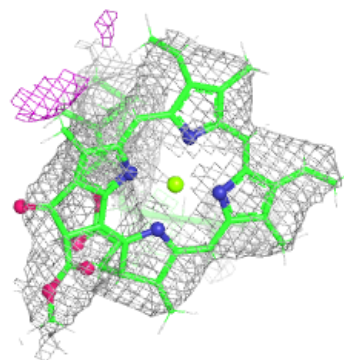
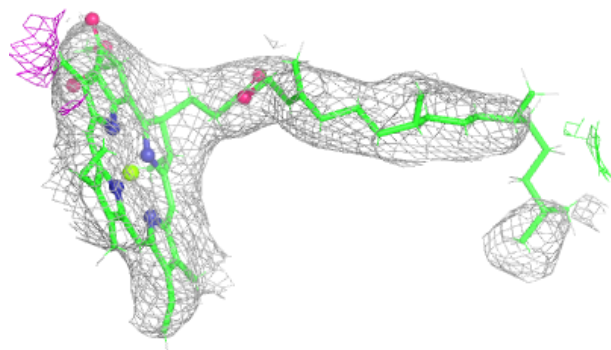
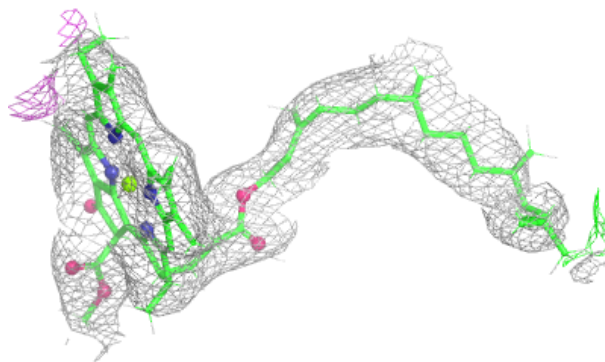
**Electron density around CLA L 204:**

$2mF_o-DF_c$  (at 0.7 rmsd) in gray  
 $mF_o-DF_c$  (at 3 rmsd) in purple (negative)  
and green (positive)

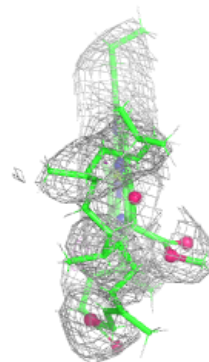
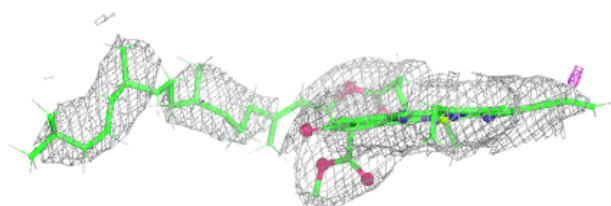
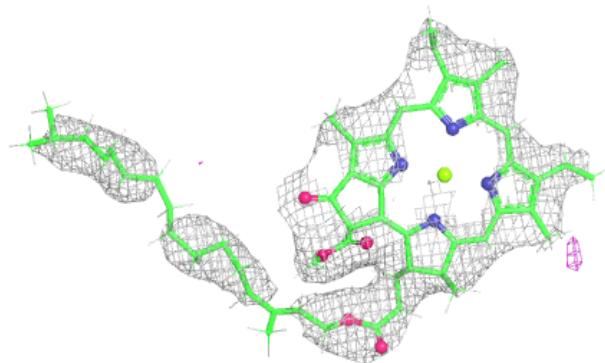


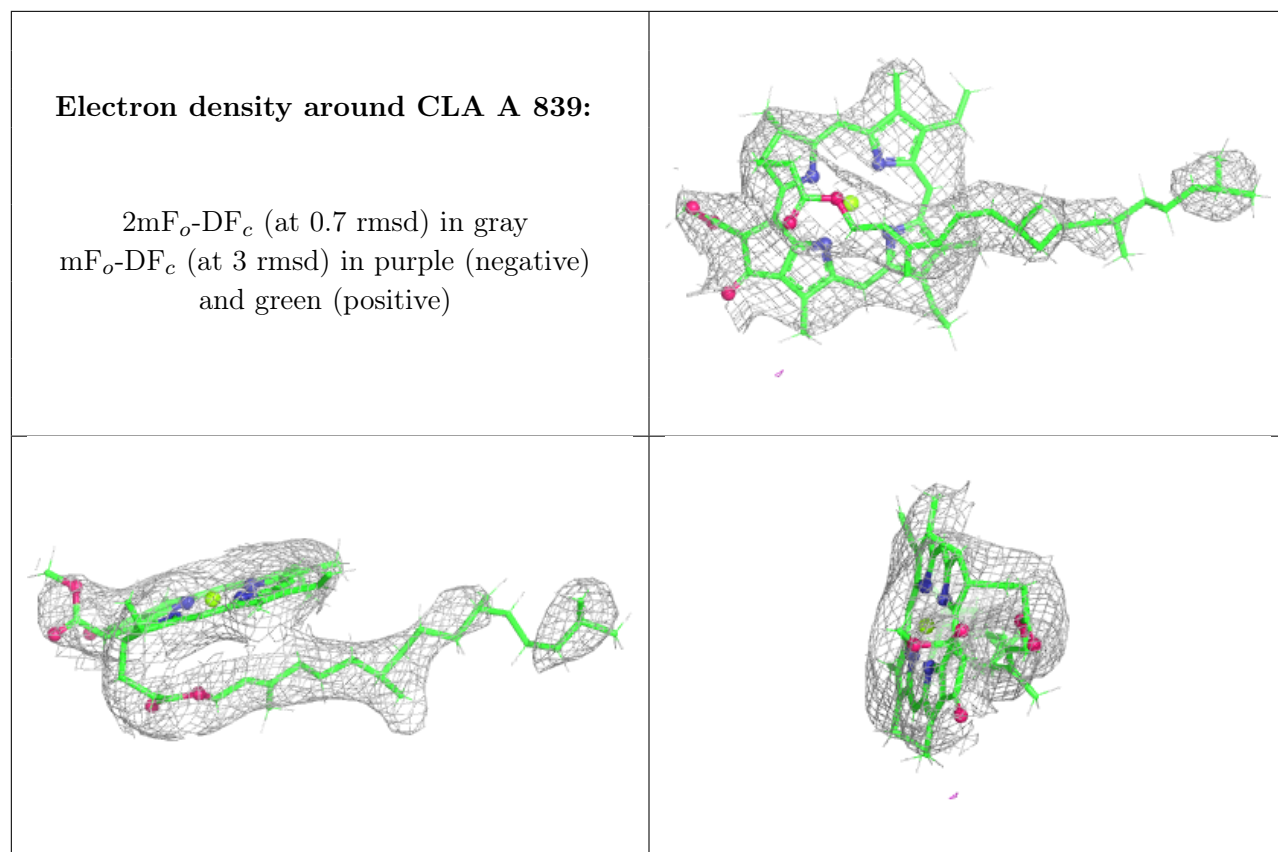
**Electron density around CLA L 205:**

$2mF_o-DF_c$  (at 0.7 rmsd) in gray  
 $mF_o-DF_c$  (at 3 rmsd) in purple (negative)  
and green (positive)

**Electron density around CLA L 206:**

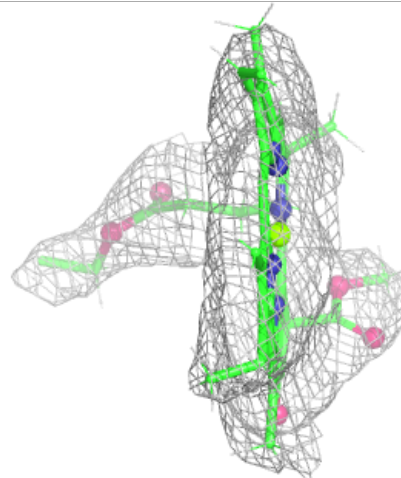
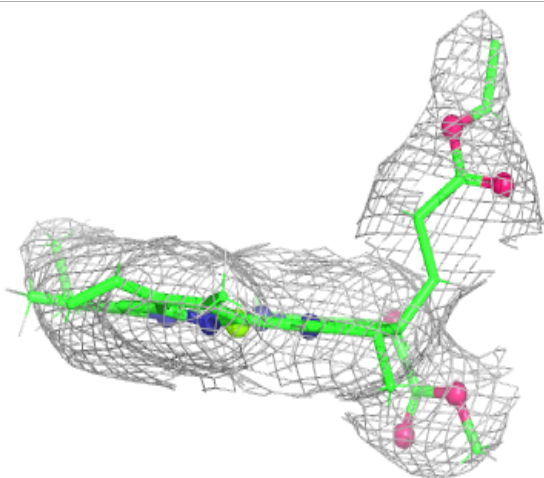
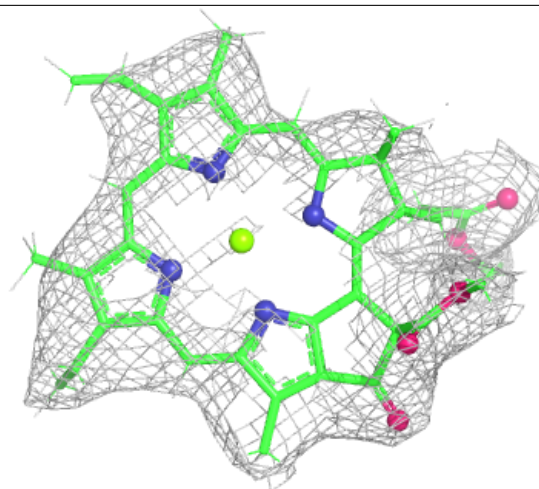
$2mF_o-DF_c$  (at 0.7 rmsd) in gray  
 $mF_o-DF_c$  (at 3 rmsd) in purple (negative)  
and green (positive)





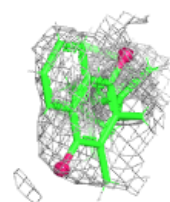
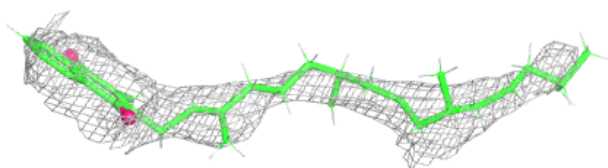
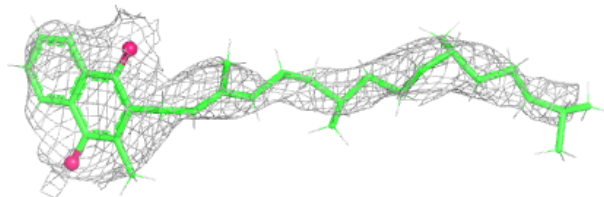
**Electron density around CLA A 840:**

$2mF_o-DF_c$  (at 0.7 rmsd) in gray  
 $mF_o-DF_c$  (at 3 rmsd) in purple (negative)  
and green (positive)

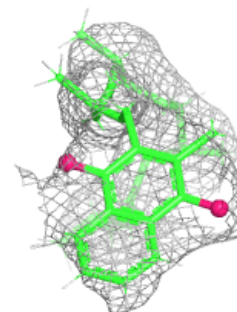
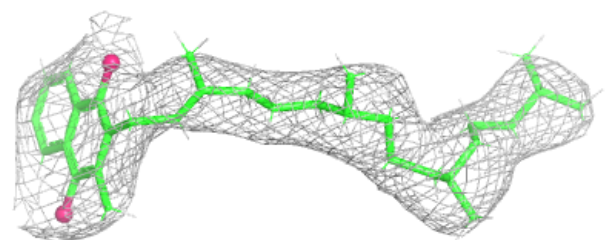
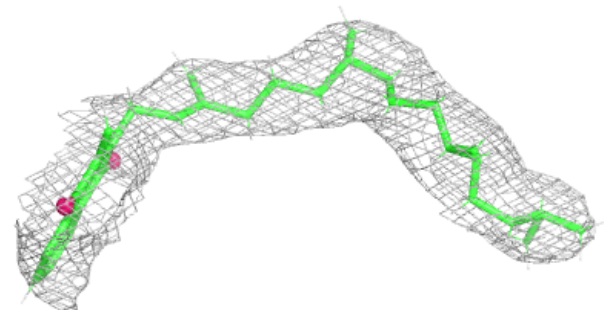


**Electron density around PQN A 846:**

$2mF_o-DF_c$  (at 0.7 rmsd) in gray  
 $mF_o-DF_c$  (at 3 rmsd) in purple (negative)  
and green (positive)

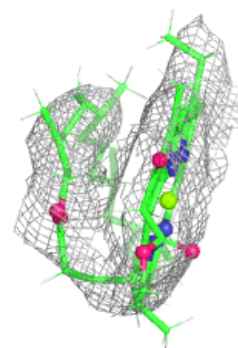
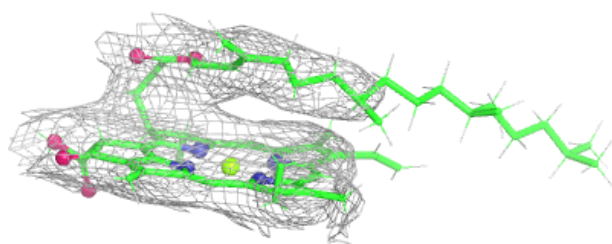
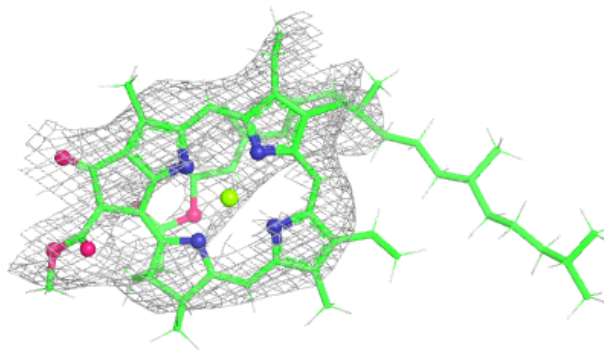
**Electron density around PQN B 3043:**

$2mF_o-DF_c$  (at 0.7 rmsd) in gray  
 $mF_o-DF_c$  (at 3 rmsd) in purple (negative)  
and green (positive)

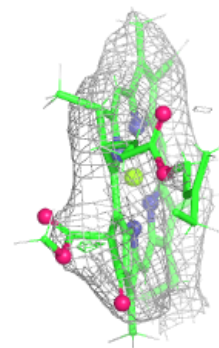
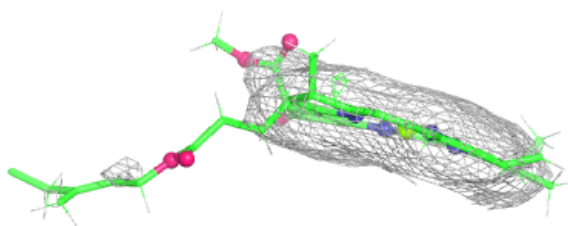
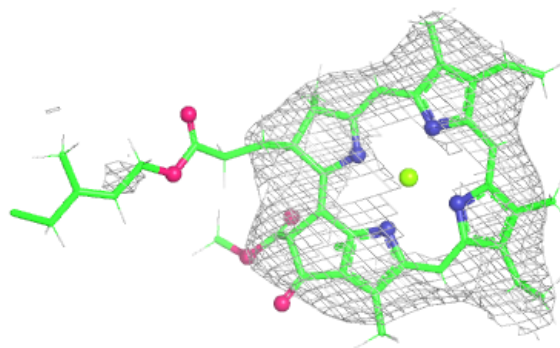


**Electron density around CLA A 841:**

$2mF_o-DF_c$  (at 0.7 rmsd) in gray  
 $mF_o-DF_c$  (at 3 rmsd) in purple (negative)  
and green (positive)

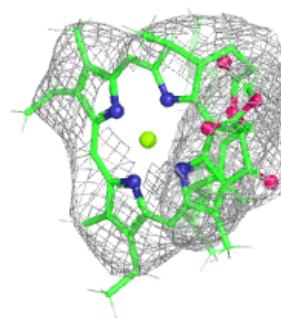
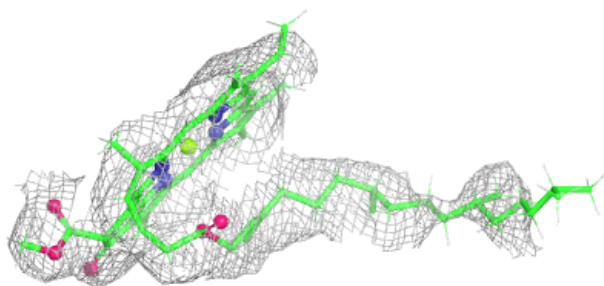
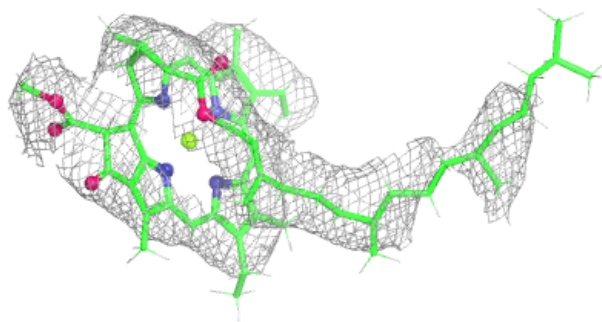
**Electron density around CLA A 842:**

$2mF_o-DF_c$  (at 0.7 rmsd) in gray  
 $mF_o-DF_c$  (at 3 rmsd) in purple (negative)  
and green (positive)

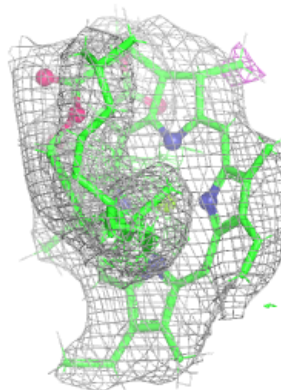
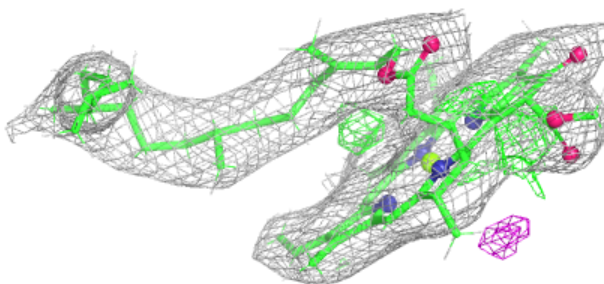
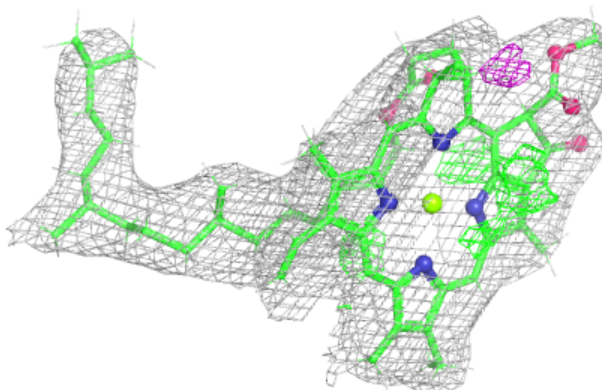


**Electron density around CLA A 843:**

$2mF_o-DF_c$  (at 0.7 rmsd) in gray  
 $mF_o-DF_c$  (at 3 rmsd) in purple (negative)  
and green (positive)

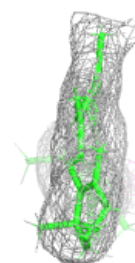
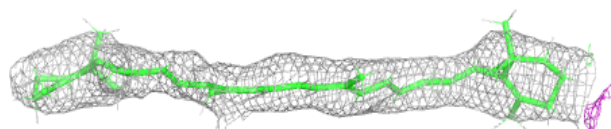
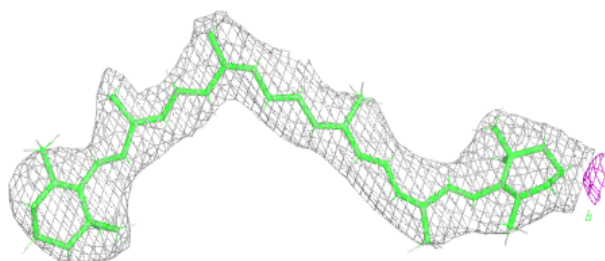
**Electron density around CLA A 844:**

$2mF_o-DF_c$  (at 0.7 rmsd) in gray  
 $mF_o-DF_c$  (at 3 rmsd) in purple (negative)  
and green (positive)

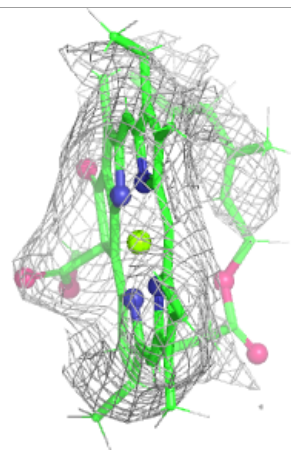
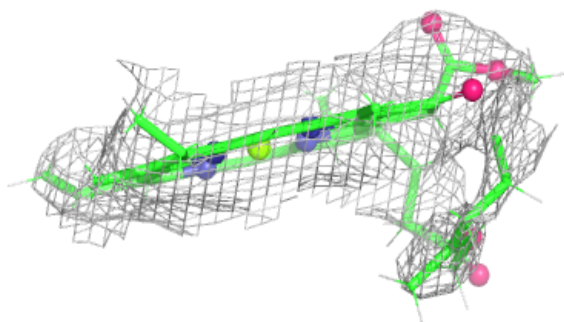
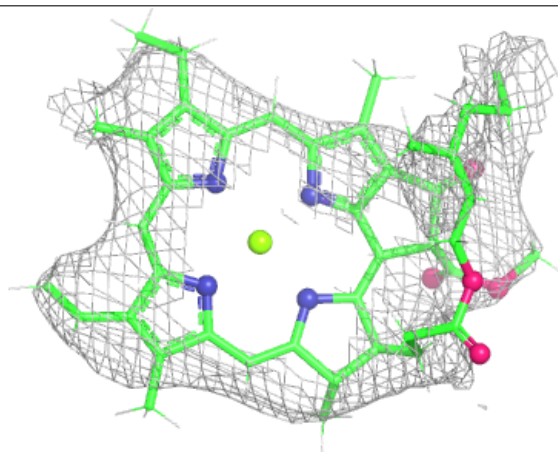


**Electron density around BCR A 851:**

$2mF_o-DF_c$  (at 0.7 rmsd) in gray  
 $mF_o-DF_c$  (at 3 rmsd) in purple (negative)  
and green (positive)

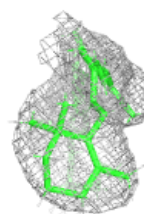
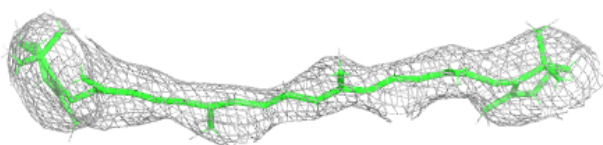
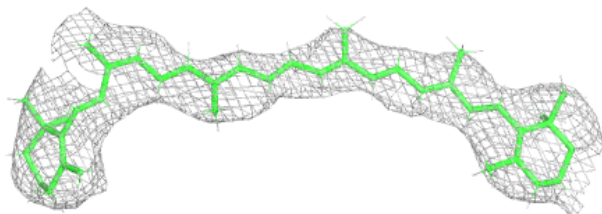
**Electron density around CLA A 845:**

$2mF_o-DF_c$  (at 0.7 rmsd) in gray  
 $mF_o-DF_c$  (at 3 rmsd) in purple (negative)  
and green (positive)

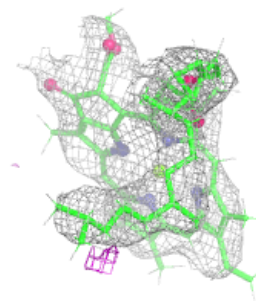
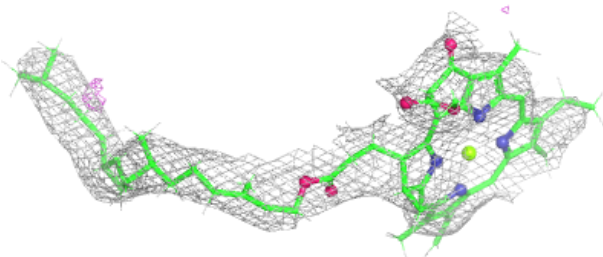
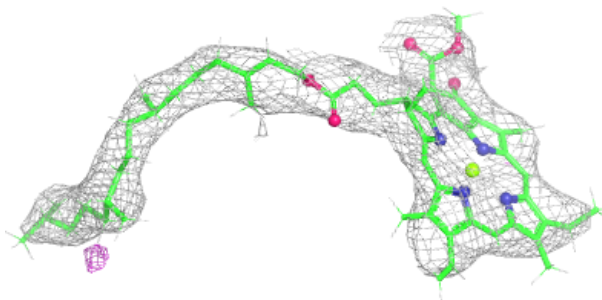


**Electron density around BCR B 3045:**

$2mF_o-DF_c$  (at 0.7 rmsd) in gray  
 $mF_o-DF_c$  (at 3 rmsd) in purple (negative)  
and green (positive)

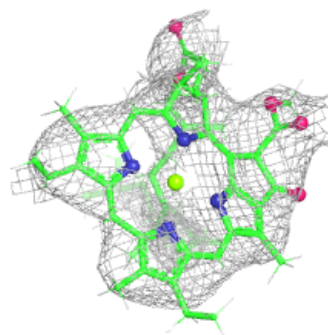
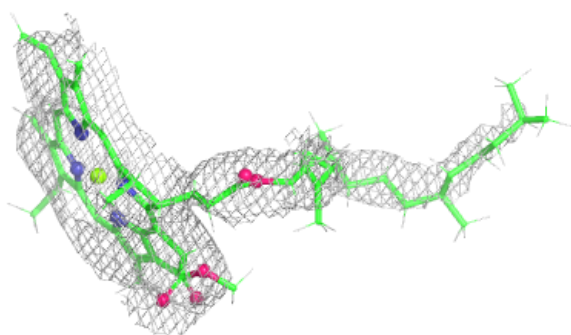
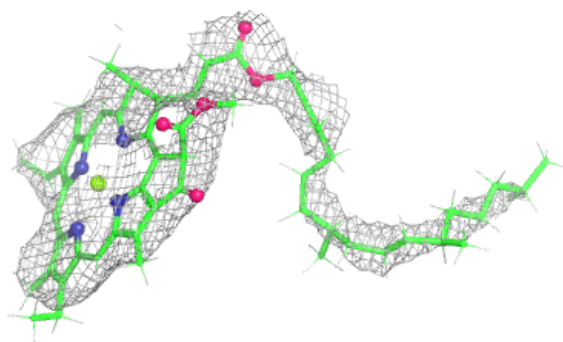
**Electron density around CLA A 856:**

$2mF_o-DF_c$  (at 0.7 rmsd) in gray  
 $mF_o-DF_c$  (at 3 rmsd) in purple (negative)  
and green (positive)

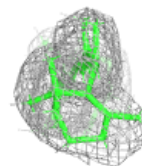
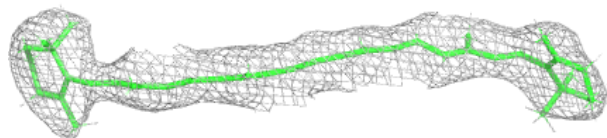
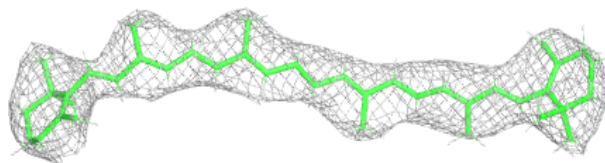


**Electron density around CLA B 3003:**

$2mF_o-DF_c$  (at 0.7 rmsd) in gray  
 $mF_o-DF_c$  (at 3 rmsd) in purple (negative)  
and green (positive)

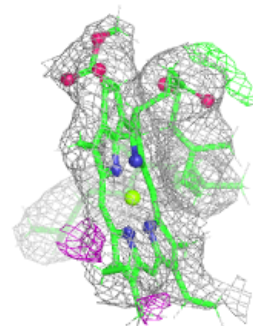
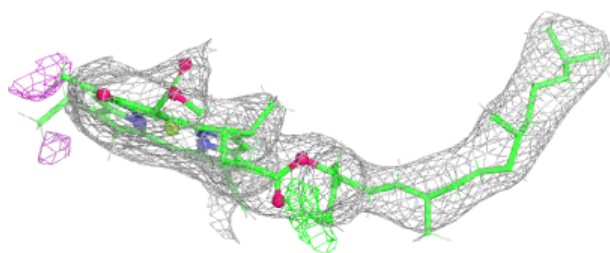
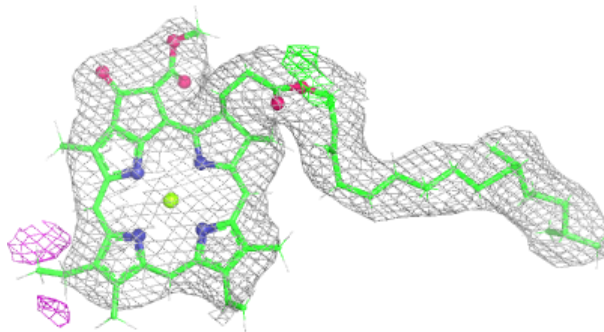
**Electron density around BCR B 3048:**

$2mF_o-DF_c$  (at 0.7 rmsd) in gray  
 $mF_o-DF_c$  (at 3 rmsd) in purple (negative)  
and green (positive)

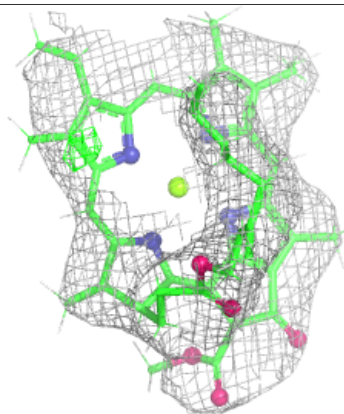
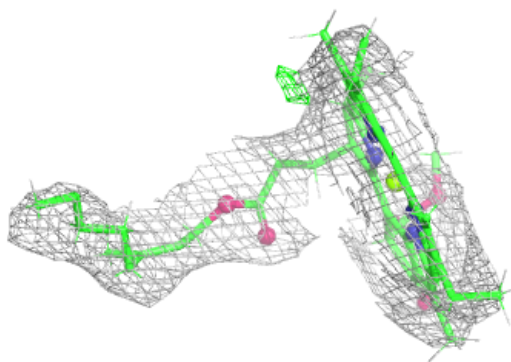
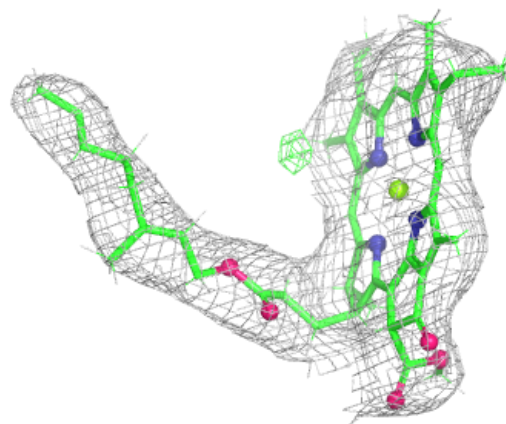


**Electron density around CLA B 3004:**

$2mF_o-DF_c$  (at 0.7 rmsd) in gray  
 $mF_o-DF_c$  (at 3 rmsd) in purple (negative)  
and green (positive)

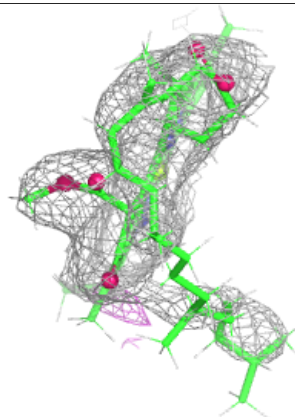
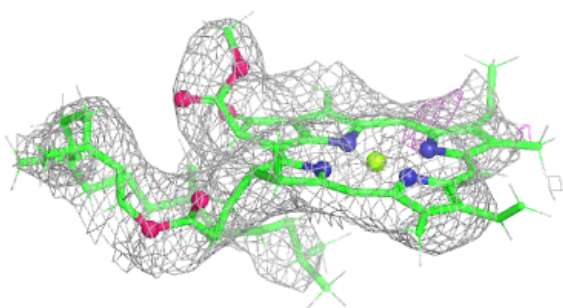
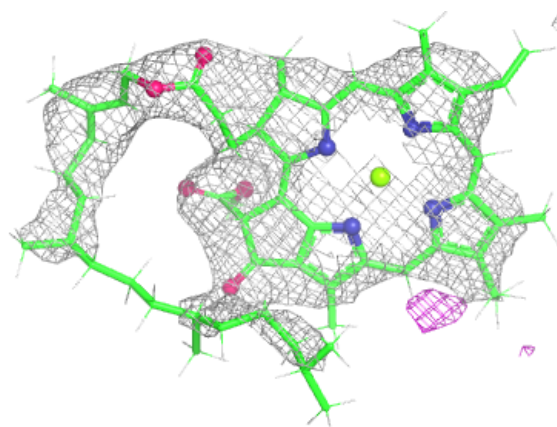
**Electron density around CLA B 3005:**

$2mF_o-DF_c$  (at 0.7 rmsd) in gray  
 $mF_o-DF_c$  (at 3 rmsd) in purple (negative)  
and green (positive)

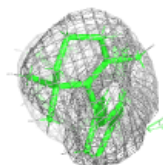
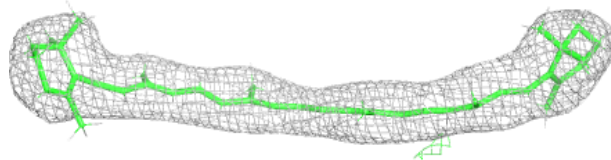
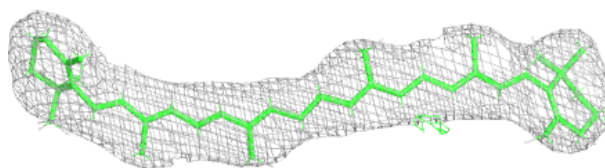


**Electron density around CLA B 3006:**

$2mF_o-DF_c$  (at 0.7 rmsd) in gray  
 $mF_o-DF_c$  (at 3 rmsd) in purple (negative)  
and green (positive)


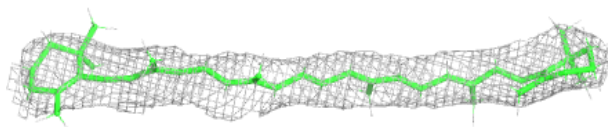
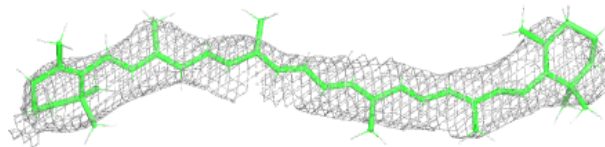
**Electron density around BCR I 101:**

$2mF_o-DF_c$  (at 0.7 rmsd) in gray  
 $mF_o-DF_c$  (at 3 rmsd) in purple (negative)  
and green (positive)



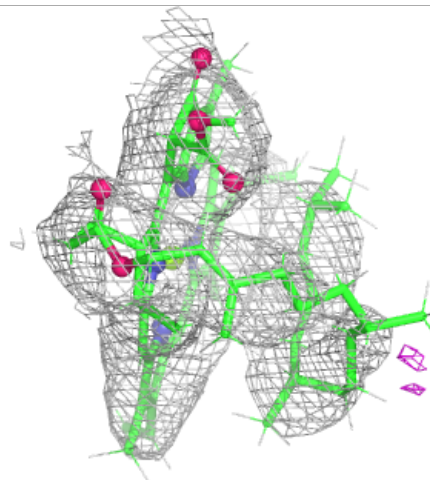
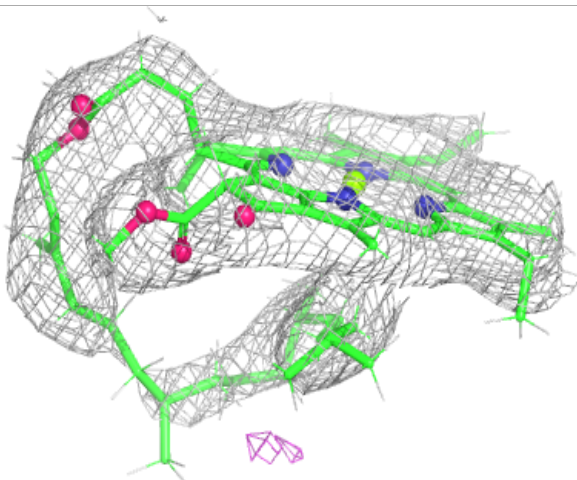
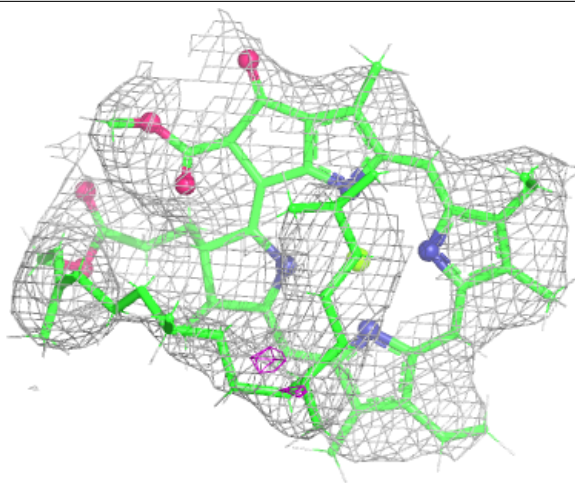
**Electron density around BCR J 103:**

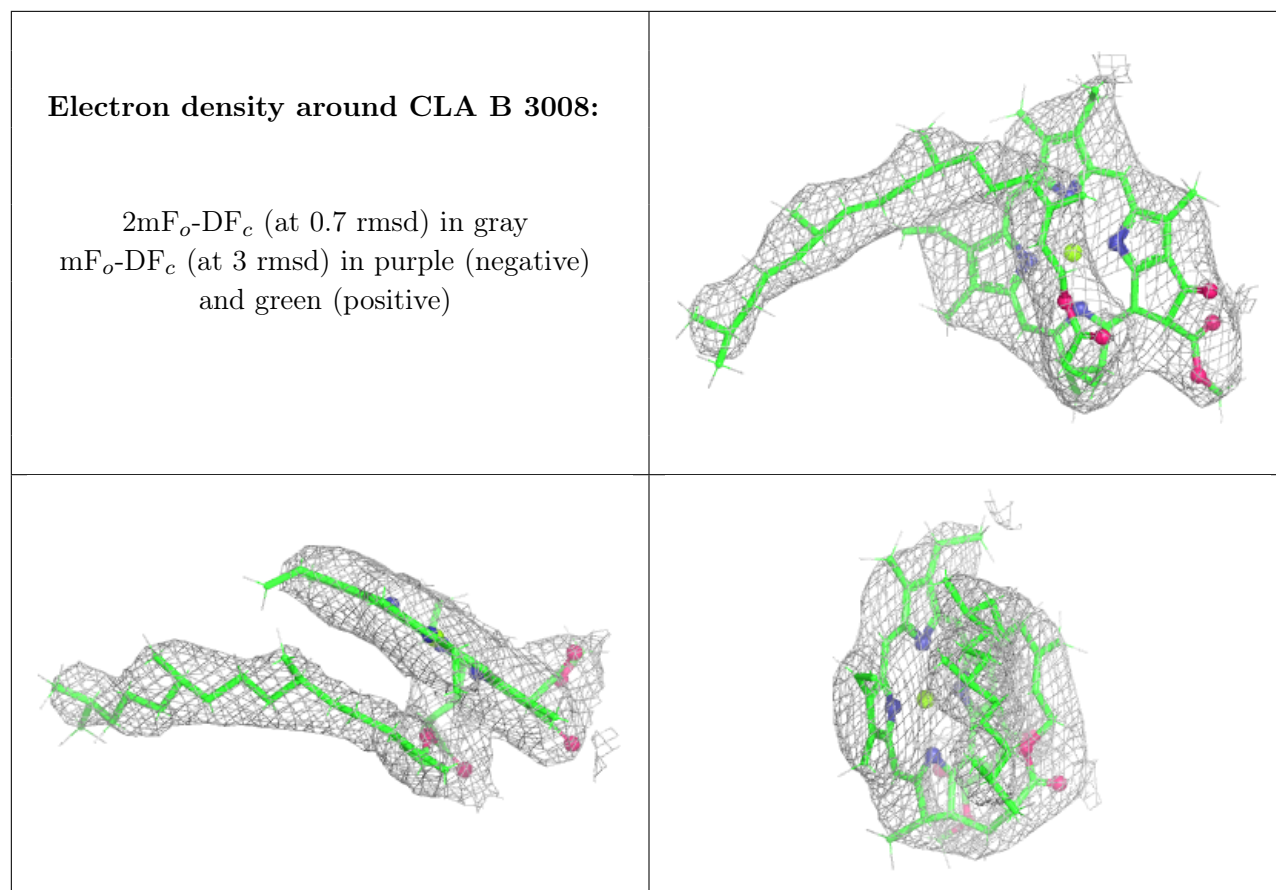
$2mF_o-DF_c$  (at 0.7 rmsd) in gray  
 $mF_o-DF_c$  (at 3 rmsd) in purple (negative)  
and green (positive)



**Electron density around CLA B 3007:**

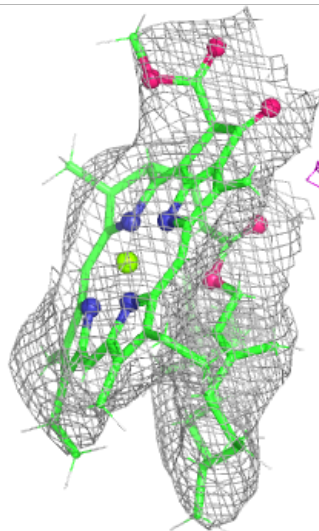
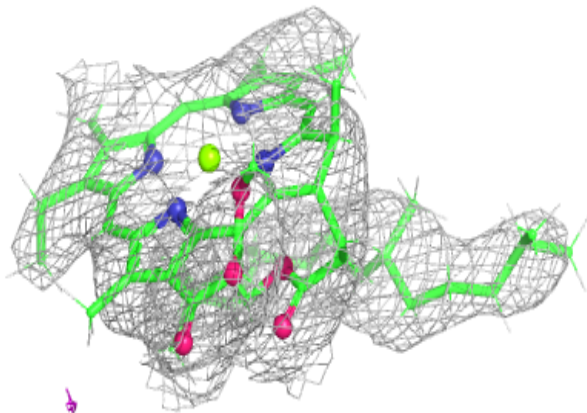
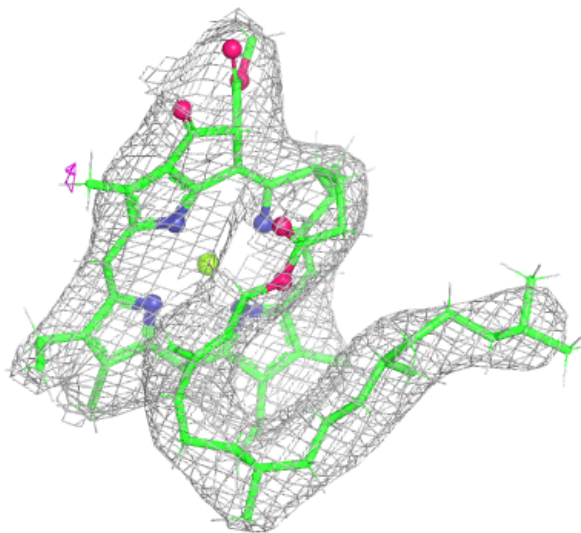
$2mF_o-DF_c$  (at 0.7 rmsd) in gray  
 $mF_o-DF_c$  (at 3 rmsd) in purple (negative)  
and green (positive)





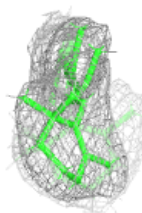
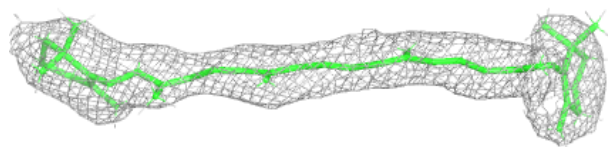
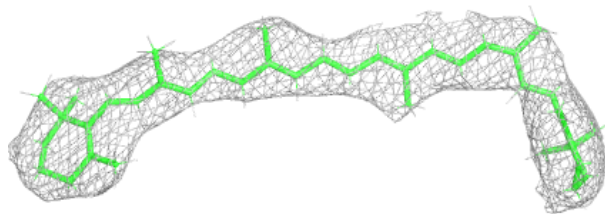
**Electron density around CLA B 3009:**

$2mF_o-DF_c$  (at 0.7 rmsd) in gray  
 $mF_o-DF_c$  (at 3 rmsd) in purple (negative)  
and green (positive)


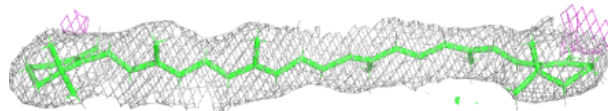
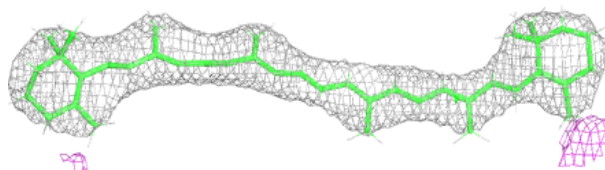


**Electron density around BCR L 201:**

$2mF_o-DF_c$  (at 0.7 rmsd) in gray  
 $mF_o-DF_c$  (at 3 rmsd) in purple (negative)  
and green (positive)

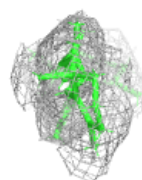
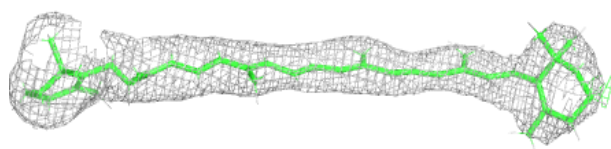
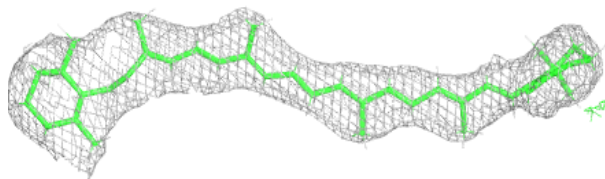
**Electron density around BCR L 208:**

$2mF_o-DF_c$  (at 0.7 rmsd) in gray  
 $mF_o-DF_c$  (at 3 rmsd) in purple (negative)  
and green (positive)

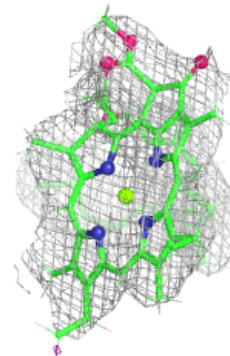
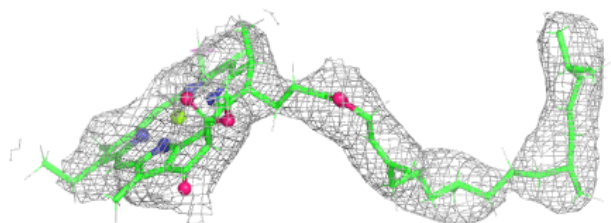
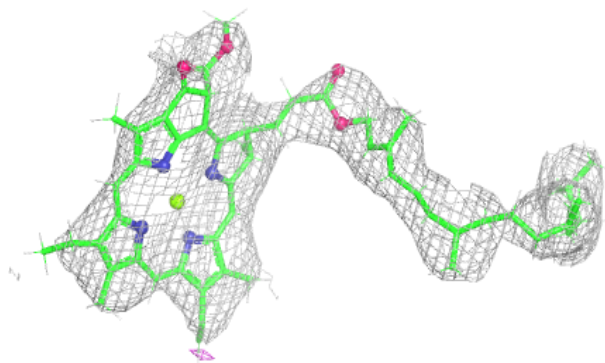


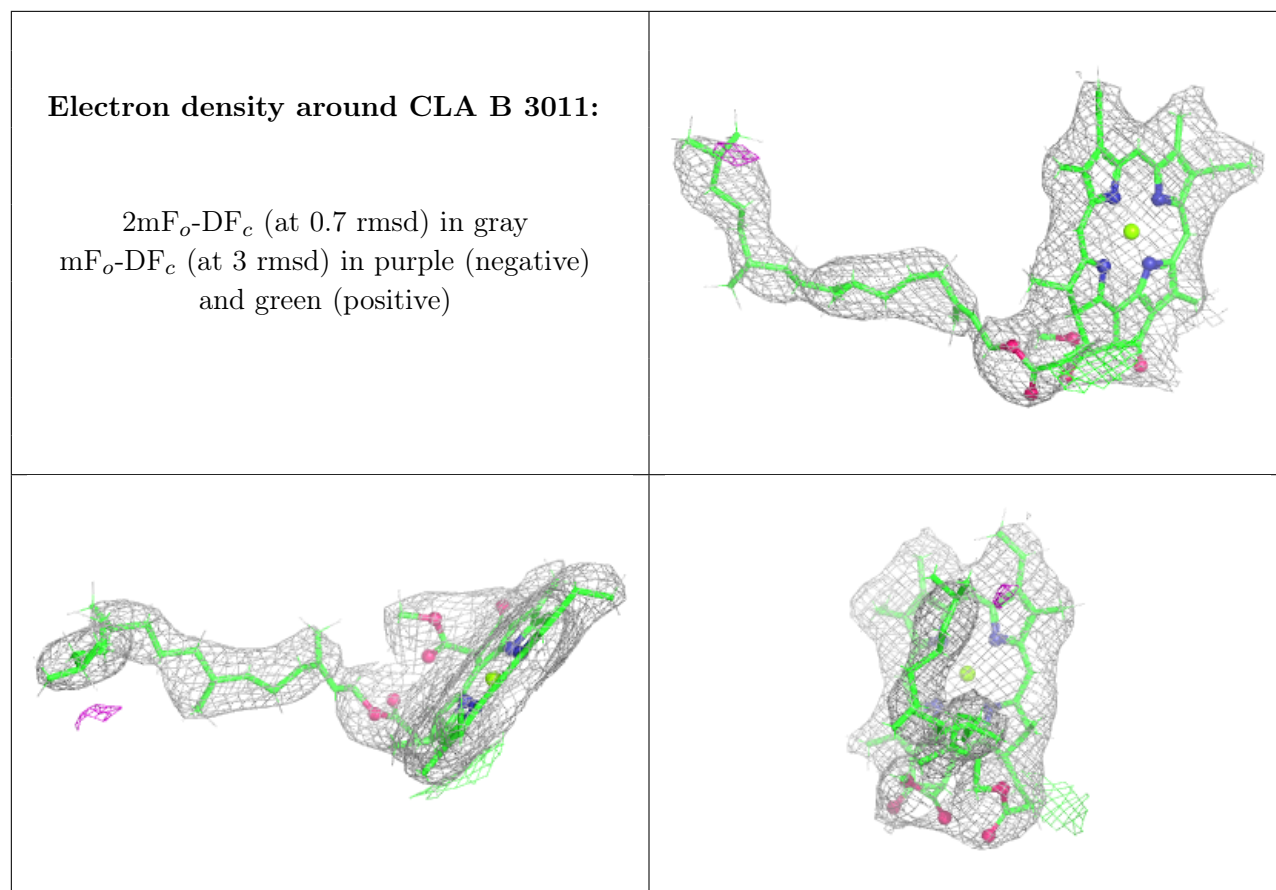
**Electron density around BCR L 209:**

$2mF_o-DF_c$  (at 0.7 rmsd) in gray  
 $mF_o-DF_c$  (at 3 rmsd) in purple (negative)  
and green (positive)

**Electron density around CLA B 3010:**

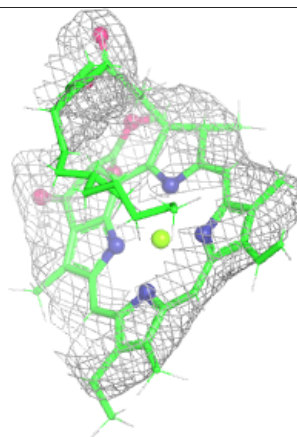
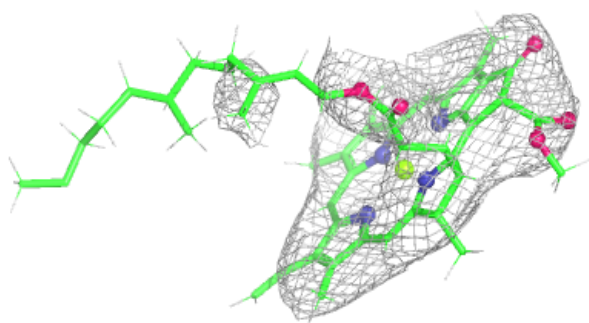
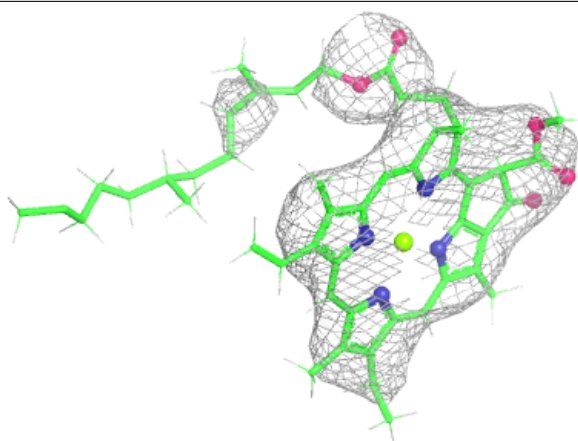
$2mF_o-DF_c$  (at 0.7 rmsd) in gray  
 $mF_o-DF_c$  (at 3 rmsd) in purple (negative)  
and green (positive)



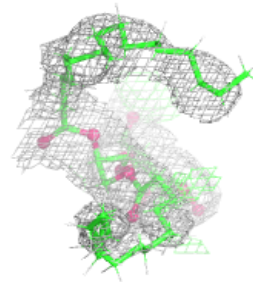
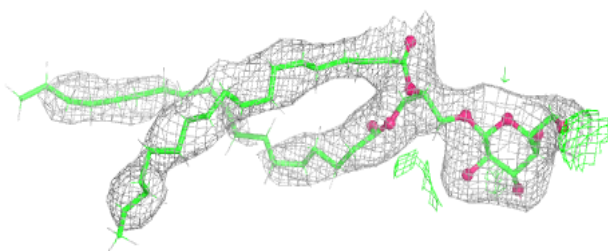
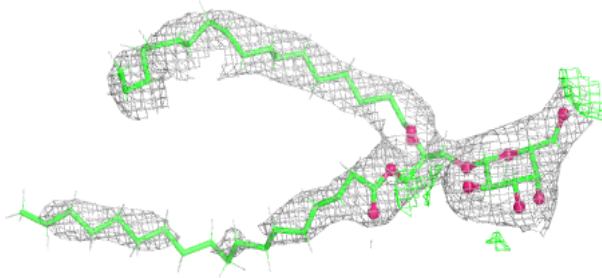


**Electron density around CLA A 825:**

$2mF_o-DF_c$  (at 0.7 rmsd) in gray  
 $mF_o-DF_c$  (at 3 rmsd) in purple (negative)  
and green (positive)

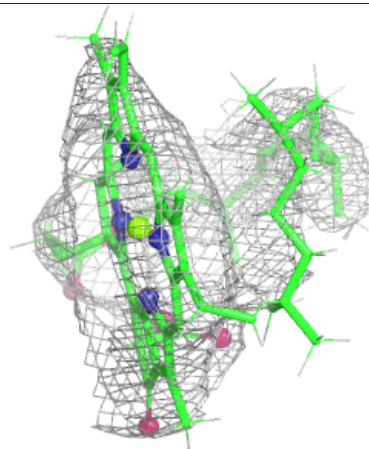
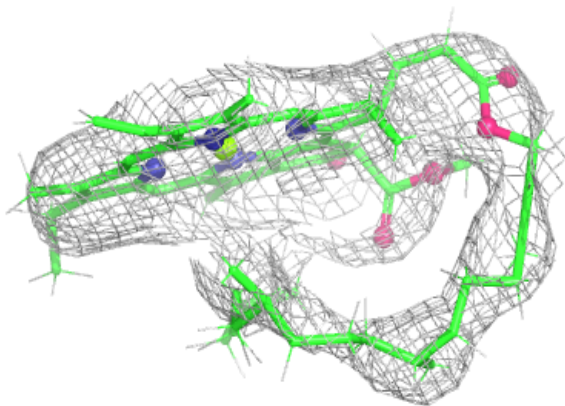
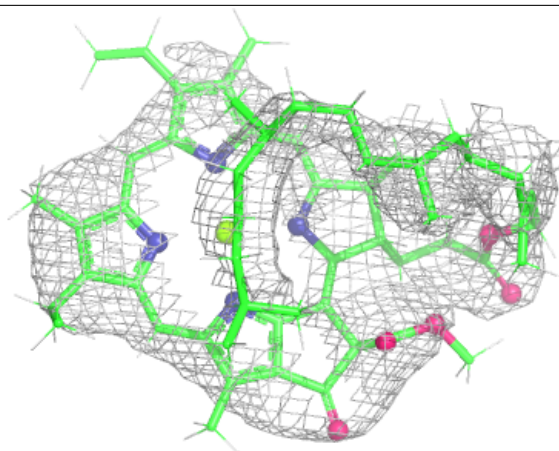
**Electron density around LMG B 3049:**

$2mF_o-DF_c$  (at 0.7 rmsd) in gray  
 $mF_o-DF_c$  (at 3 rmsd) in purple (negative)  
and green (positive)



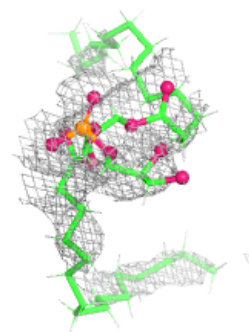
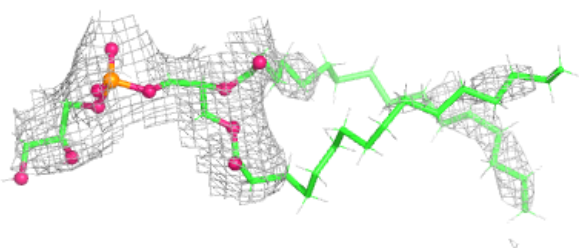
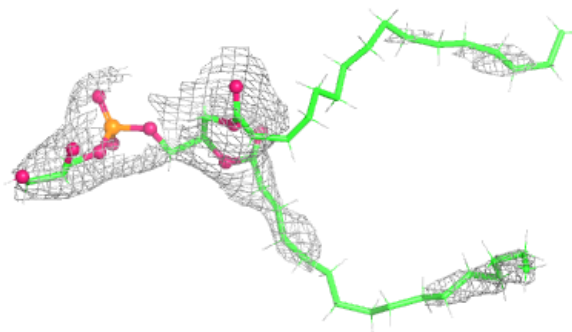
**Electron density around CLA A 807:**

$2mF_o-DF_c$  (at 0.7 rmsd) in gray  
 $mF_o-DF_c$  (at 3 rmsd) in purple (negative)  
and green (positive)

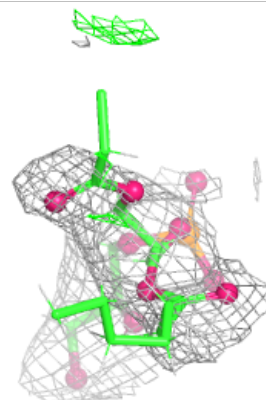
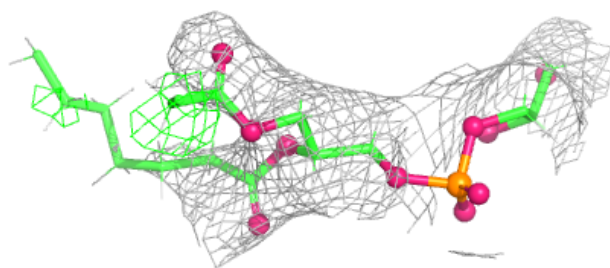
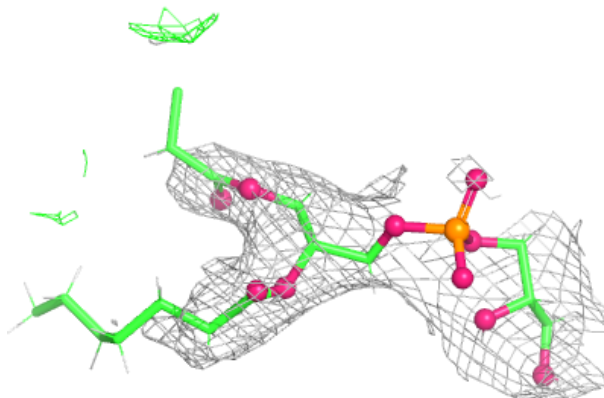


**Electron density around LHG A 853:**

$2mF_o-DF_c$  (at 0.7 rmsd) in gray  
 $mF_o-DF_c$  (at 3 rmsd) in purple (negative)  
and green (positive)

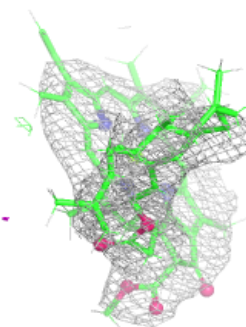
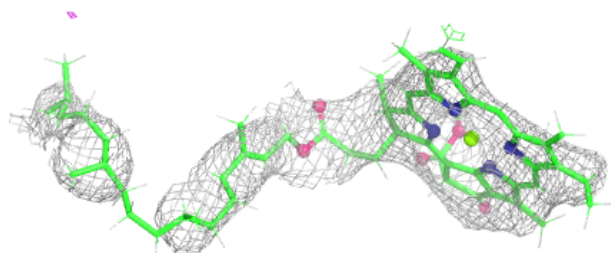
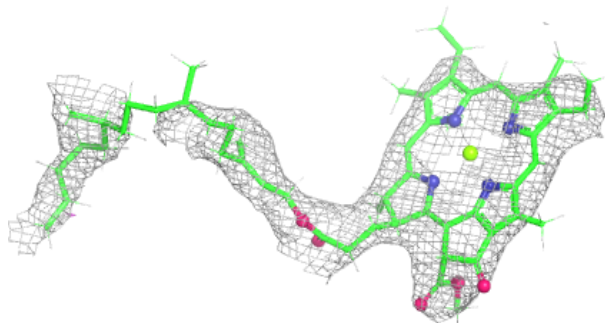
**Electron density around LHG A 854:**

$2mF_o-DF_c$  (at 0.7 rmsd) in gray  
 $mF_o-DF_c$  (at 3 rmsd) in purple (negative)  
and green (positive)

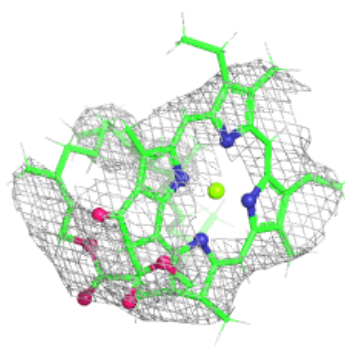
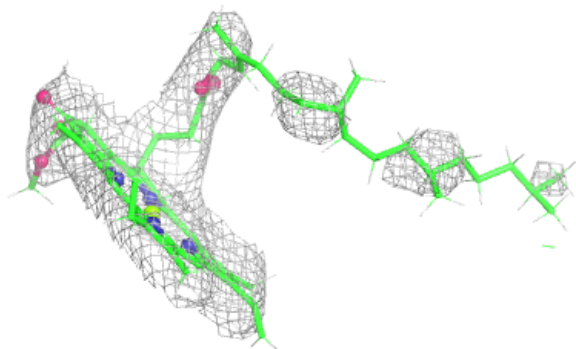
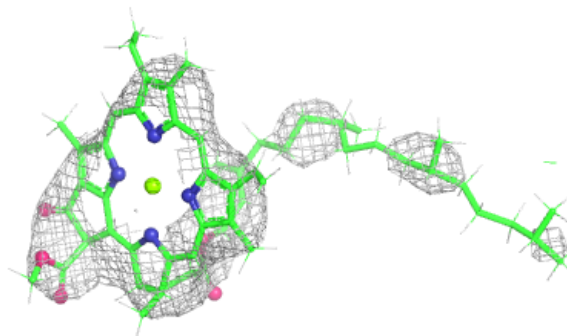


**Electron density around CLA B 3014:**

$2mF_o-DF_c$  (at 0.7 rmsd) in gray  
 $mF_o-DF_c$  (at 3 rmsd) in purple (negative)  
and green (positive)

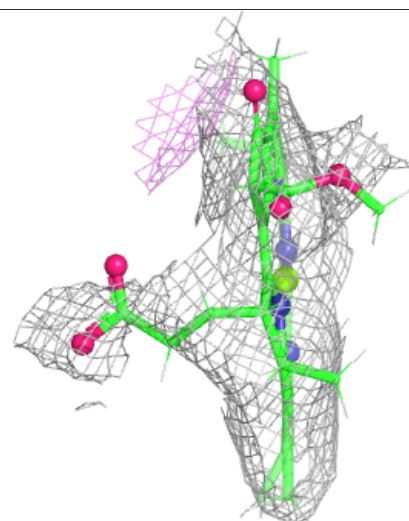
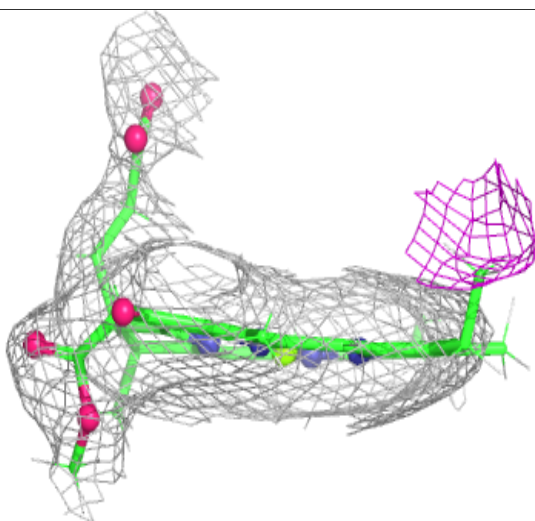
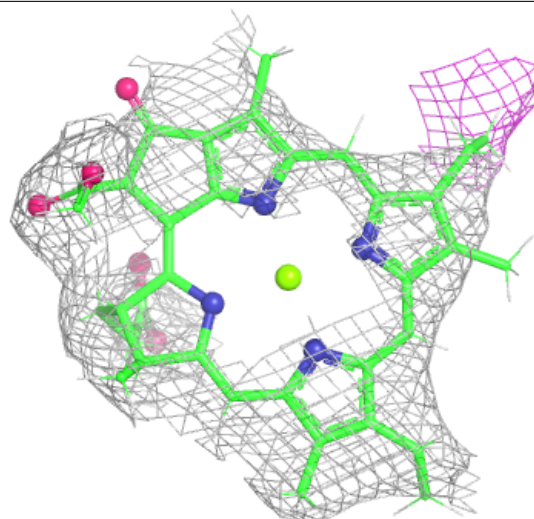
**Electron density around CLA B 3015:**

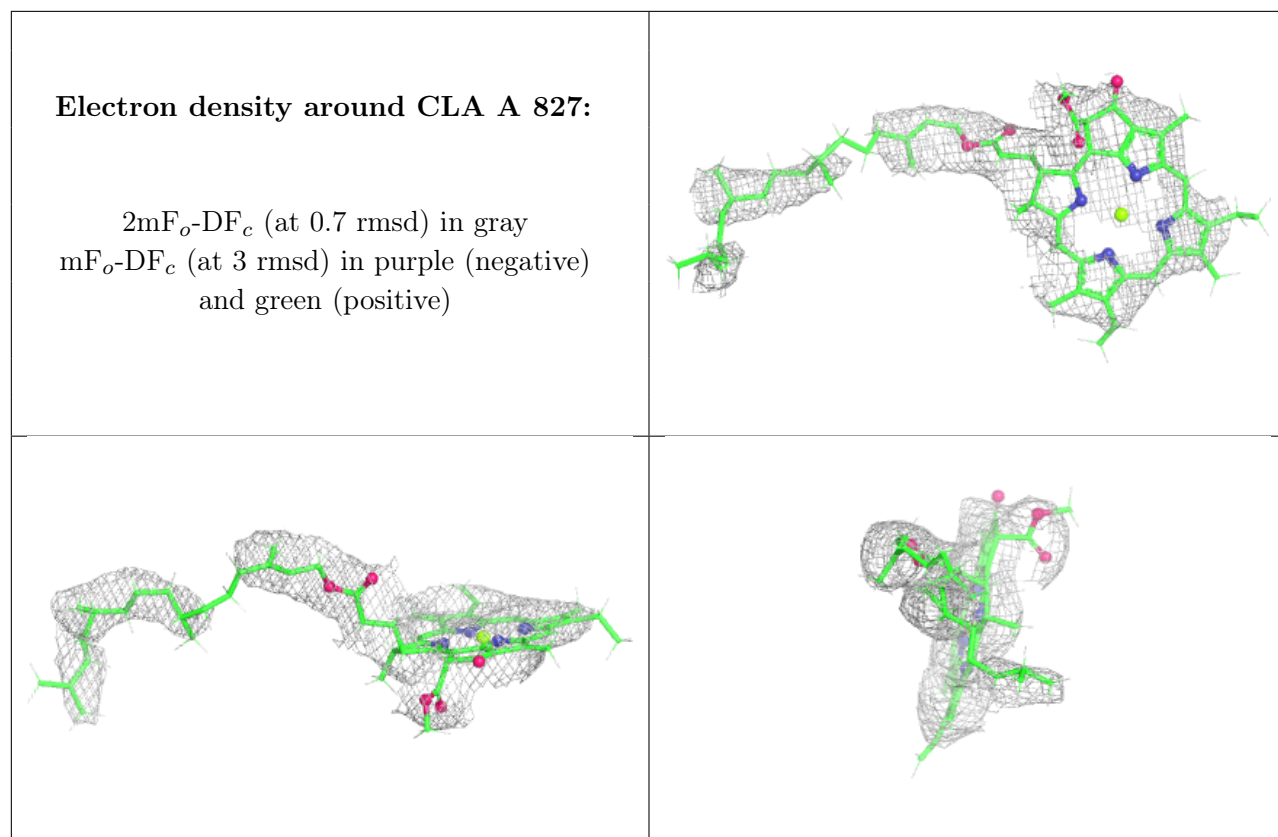
$2mF_o-DF_c$  (at 0.7 rmsd) in gray  
 $mF_o-DF_c$  (at 3 rmsd) in purple (negative)  
and green (positive)



**Electron density around CLA B 3016:**

$2mF_o-DF_c$  (at 0.7 rmsd) in gray  
 $mF_o-DF_c$  (at 3 rmsd) in purple (negative)  
and green (positive)





## 6.5 Other polymers [i](#)

There are no such residues in this entry.