



# Full wwPDB X-ray Structure Validation Report ⓘ

Mar 5, 2026 – 02:06 PM UTC

PDB ID : 2MSP / pdb\_00002msp  
Title : MAJOR SPERM PROTEIN, BETA ISOFORM, ENGINEERED C59S/T90C  
MUTANT, PUTATIVE SUBFILAMENT STRUCTURE, PH 8.5  
Authors : Bullock, T.L.; Mccoy, A.J.; Stewart, M.  
Deposited on : 1997-12-19  
Resolution : 3.30 Å(reported)

This is a Full wwPDB X-ray Structure Validation Report for a publicly released PDB entry.

We welcome your comments at [validation@mail.wwpdb.org](mailto:validation@mail.wwpdb.org)

A user guide is available at

<https://www.wwpdb.org/validation/2017/XrayValidationReportHelp>

with specific help available everywhere you see the ⓘ symbol.

The types of validation reports are described at

<http://www.wwpdb.org/validation/2017/FAQs#types>.

---

The following versions of software and data (see [references ⓘ](#)) were used in the production of this report:

MolProbity : 4-5-2 with Phenix2.0  
Xtrriage (Phenix) : **NOT EXECUTED**  
EDS : **NOT EXECUTED**  
Percentile statistics : 20250101.v01 (using entries in the PDB archive January 1st 2025)  
Ideal geometry (proteins) : Engh & Huber (2001)  
Ideal geometry (DNA, RNA) : Parkinson et al. (1996)  
Validation Pipeline (wwPDB-VP) : 2.49

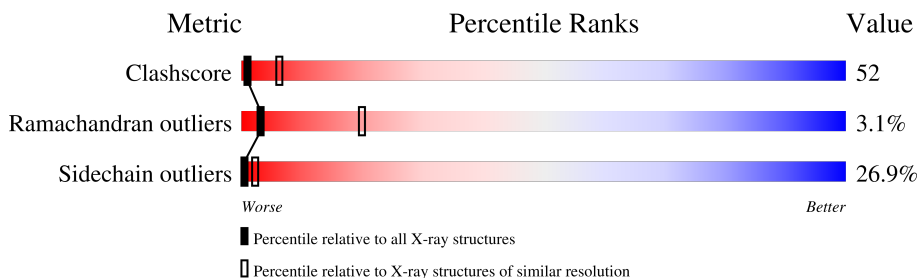
# 1 Overall quality at a glance

The following experimental techniques were used to determine the structure:

*X-RAY DIFFRACTION*

The reported resolution of this entry is 3.30 Å.

Percentile scores (ranging between 0-100) for global validation metrics of the entry are shown in the following graphic. The table shows the number of entries on which the scores are based.



Metric	Whole archive (#Entries)	Similar resolution (#Entries, resolution range(Å))
Clashscore	190562	1209 (3.32-3.28)
Ramachandran outliers	187476	1188 (3.32-3.28)
Sidechain outliers	187428	1187 (3.32-3.28)

The table below summarises the geometric issues observed across the polymeric chains and their fit to the electron density. The red, orange, yellow and green segments of the lower bar indicate the fraction of residues that contain outliers for  $\geq 3$ , 2, 1 and 0 types of geometric quality criteria respectively. A grey segment represents the fraction of residues that are not modelled. The numeric value for each fraction is indicated below the corresponding segment, with a dot representing fractions  $\leq 5\%$ .

Note EDS was not executed.

Mol	Chain	Length	Quality of chain
1	A	126	23% 49% 22% . .
1	B	126	29% 46% 21% . .
1	C	126	25% 50% 20% . .
1	D	126	24% 54% 18% . .
1	E	126	31% 47% 17% . .
1	F	126	28% 48% 18% . .
1	G	126	29% 47% 18% . .
1	H	126	30% 45% 20% . .

## 2 Entry composition

There is only 1 type of molecule in this entry. The entry contains 7824 atoms, of which 0 are hydrogens and 0 are deuteriums.

In the tables below, the ZeroOcc column contains the number of atoms modelled with zero occupancy, the AltConf column contains the number of residues with at least one atom in alternate conformation and the Trace column contains the number of residues modelled with at most 2 atoms.

- Molecule 1 is a protein called MAJOR SPERM PROTEIN.

Mol	Chain	Residues	Atoms					ZeroOcc	AltConf	Trace
			Total	C	N	O	S			
1	A	124	978	610	178	185	5	57	0	0
1	B	124	978	610	178	185	5	57	0	0
1	C	124	978	610	178	185	5	57	0	0
1	D	124	978	610	178	185	5	57	0	0
1	E	124	978	610	178	185	5	57	0	0
1	F	124	978	610	178	185	5	57	0	0
1	G	124	978	610	178	185	5	57	0	0
1	H	124	978	610	178	185	5	51	0	0

There are 32 discrepancies between the modelled and reference sequences:

Chain	Residue	Modelled	Actual	Comment	Reference
A	59	SER	CYS	engineered mutation	UNP P27440
A	65	SER	LYS	conflict	UNP P27440
A	67	LYS	SER	conflict	UNP P27440
A	90	CYS	THR	engineered mutation	UNP P27440
B	59	SER	CYS	engineered mutation	UNP P27440
B	65	SER	LYS	conflict	UNP P27440
B	67	LYS	SER	conflict	UNP P27440
B	90	CYS	THR	engineered mutation	UNP P27440
C	59	SER	CYS	engineered mutation	UNP P27440
C	65	SER	LYS	conflict	UNP P27440
C	67	LYS	SER	conflict	UNP P27440
C	90	CYS	THR	engineered mutation	UNP P27440
D	59	SER	CYS	engineered mutation	UNP P27440

*Continued on next page...*

*Continued from previous page...*

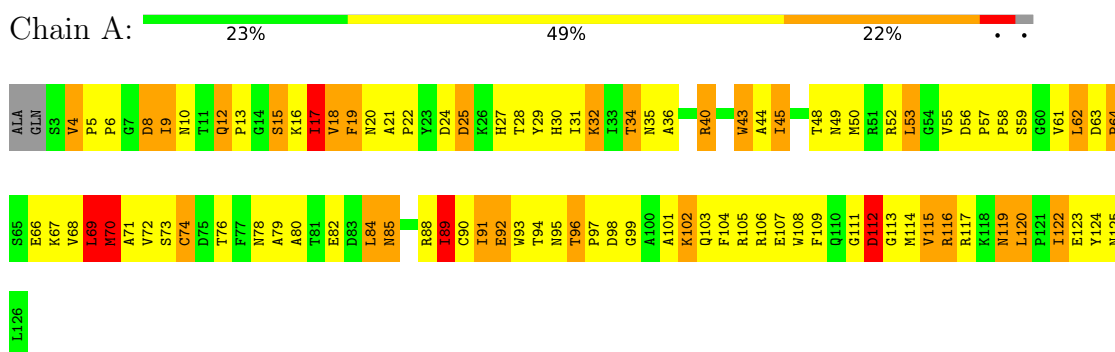
Chain	Residue	Modelled	Actual	Comment	Reference
D	65	SER	LYS	conflict	UNP P27440
D	67	LYS	SER	conflict	UNP P27440
D	90	CYS	THR	engineered mutation	UNP P27440
E	59	SER	CYS	engineered mutation	UNP P27440
E	65	SER	LYS	conflict	UNP P27440
E	67	LYS	SER	conflict	UNP P27440
E	90	CYS	THR	engineered mutation	UNP P27440
F	59	SER	CYS	engineered mutation	UNP P27440
F	65	SER	LYS	conflict	UNP P27440
F	67	LYS	SER	conflict	UNP P27440
F	90	CYS	THR	engineered mutation	UNP P27440
G	59	SER	CYS	engineered mutation	UNP P27440
G	65	SER	LYS	conflict	UNP P27440
G	67	LYS	SER	conflict	UNP P27440
G	90	CYS	THR	engineered mutation	UNP P27440
H	59	SER	CYS	engineered mutation	UNP P27440
H	65	SER	LYS	conflict	UNP P27440
H	67	LYS	SER	conflict	UNP P27440
H	90	CYS	THR	engineered mutation	UNP P27440

### 3 Residue-property plots [i](#)

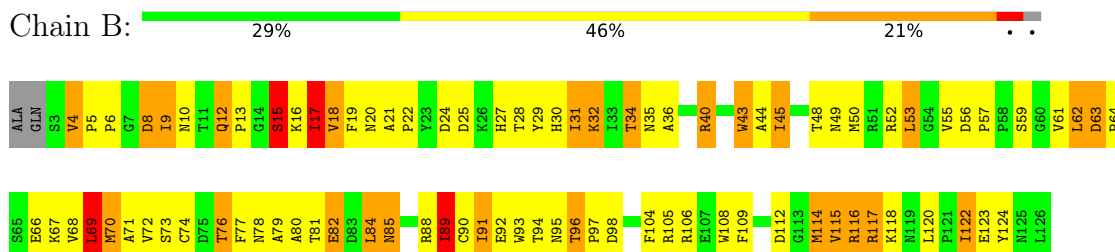
These plots are drawn for all protein, RNA, DNA and oligosaccharide chains in the entry. The first graphic for a chain summarises the proportions of the various outlier classes displayed in the second graphic. The second graphic shows the sequence view annotated by issues in geometry. Residues are color-coded according to the number of geometric quality criteria for which they contain at least one outlier: green = 0, yellow = 1, orange = 2 and red = 3 or more. Stretches of 2 or more consecutive residues without any outlier are shown as a green connector. Residues present in the sample, but not in the model, are shown in grey.

Note EDS was not executed.

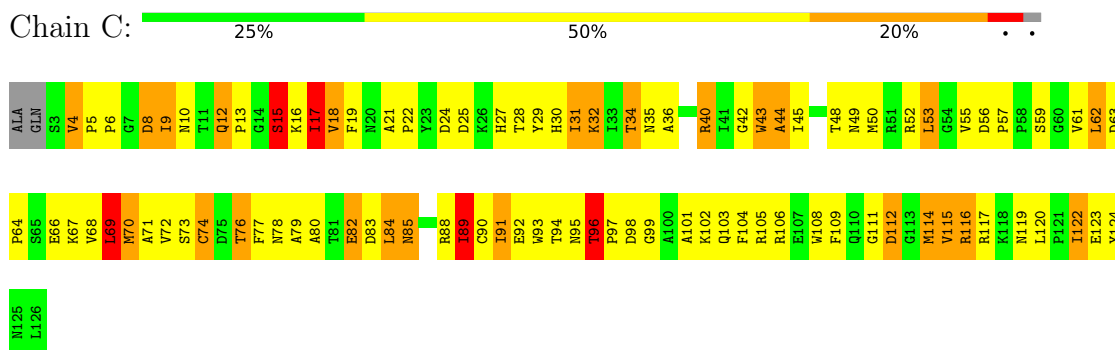
- Molecule 1: MAJOR SPERM PROTEIN



- Molecule 1: MAJOR SPERM PROTEIN



- Molecule 1: MAJOR SPERM PROTEIN



- Molecule 1: MAJOR SPERM PROTEIN



## 4 Data and refinement statistics

Xtrriage (Phenix) and EDS were not executed - this section is therefore incomplete.

Property	Value	Source
Space group	P 41 21 2	Depositor
Cell constants a, b, c, $\alpha$ , $\beta$ , $\gamma$	79.66Å 79.66Å 463.79Å 90.00° 90.00° 90.00°	Depositor
Resolution (Å)	10.00 – 3.30	Depositor
% Data completeness (in resolution range)	100.0 (10.00-3.30)	Depositor
$R_{merge}$	0.12	Depositor
$R_{sym}$	(Not available)	Depositor
Refinement program	TNT 5D	Depositor
R, $R_{free}$	0.218 , 0.260	Depositor
Estimated twinning fraction	No twinning to report.	Xtrriage
Total number of atoms	7824	wwPDB-VP
Average B, all atoms (Å <sup>2</sup> )	50.0	wwPDB-VP

## 5 Model quality i

### 5.1 Standard geometry i

The Z score for a bond length (or angle) is the number of standard deviations the observed value is removed from the expected value. A bond length (or angle) with  $|Z| > 5$  is considered an outlier worth inspection. RMSZ is the root-mean-square of all Z scores of the bond lengths (or angles).

Mol	Chain	Bond lengths		Bond angles	
		RMSZ	# Z  >5	RMSZ	# Z  >5
1	A	1.77	20/1001 (2.0%)	1.49	9/1358 (0.7%)
1	B	1.80	16/1001 (1.6%)	1.50	8/1358 (0.6%)
1	C	1.77	18/1001 (1.8%)	1.48	10/1358 (0.7%)
1	D	1.77	10/1001 (1.0%)	1.48	7/1358 (0.5%)
1	E	1.79	14/1001 (1.4%)	1.48	7/1358 (0.5%)
1	F	1.76	16/1001 (1.6%)	1.46	6/1358 (0.4%)
1	G	1.73	12/1001 (1.2%)	1.45	9/1358 (0.7%)
1	H	1.73	10/1001 (1.0%)	1.49	10/1358 (0.7%)
All	All	1.77	116/8008 (1.4%)	1.48	66/10864 (0.6%)

All (116) bond length outliers are listed below:

Mol	Chain	Res	Type	Atoms	Z	Observed(Å)	Ideal(Å)
1	G	16	LYS	C-N	-8.22	1.23	1.33
1	C	101	ALA	C-N	-8.01	1.22	1.33
1	B	16	LYS	C-N	-7.69	1.24	1.33
1	D	16	LYS	C-N	-7.40	1.24	1.33
1	E	62	LEU	CA-C	-7.17	1.43	1.52
1	F	62	LEU	CA-C	-7.16	1.43	1.52
1	D	12	GLN	N-CA	-7.00	1.39	1.46
1	H	17	ILE	N-CA	-6.96	1.38	1.46
1	B	12	GLN	N-CA	-6.93	1.39	1.46
1	G	72	VAL	CA-CB	-6.91	1.45	1.54
1	A	12	GLN	N-CA	-6.87	1.39	1.46
1	D	62	LEU	CA-C	-6.87	1.44	1.52
1	E	12	GLN	N-CA	-6.86	1.39	1.46
1	F	72	VAL	CA-CB	-6.82	1.46	1.54
1	B	16	LYS	CA-C	-6.80	1.44	1.52
1	A	62	LEU	CA-C	-6.79	1.44	1.52
1	F	18	VAL	CA-CB	-6.74	1.46	1.54
1	F	82	GLU	CA-C	-6.71	1.44	1.52
1	C	18	VAL	CA-CB	-6.69	1.46	1.54
1	C	72	VAL	CA-CB	-6.68	1.46	1.54

*Continued on next page...*

*Continued from previous page...*

Mol	Chain	Res	Type	Atoms	Z	Observed(Å)	Ideal(Å)
1	H	62	LEU	CA-C	-6.68	1.44	1.52
1	G	12	GLN	N-CA	-6.67	1.39	1.46
1	E	31	ILE	CA-CB	-6.58	1.45	1.54
1	E	16	LYS	C-N	-6.54	1.25	1.33
1	C	16	LYS	C-N	-6.54	1.25	1.33
1	B	92	GLU	C-O	6.50	1.31	1.24
1	F	12	GLN	N-CA	-6.46	1.39	1.46
1	D	18	VAL	CA-CB	-6.35	1.46	1.54
1	B	31	ILE	CA-CB	-6.34	1.45	1.54
1	A	16	LYS	C-N	-6.28	1.25	1.33
1	A	16	LYS	CA-C	-6.25	1.45	1.53
1	H	43	TRP	CA-C	-6.25	1.45	1.52
1	B	62	LEU	CA-C	-6.21	1.45	1.52
1	F	16	LYS	C-N	-6.19	1.25	1.33
1	B	117	ARG	C-O	6.05	1.31	1.23
1	B	18	VAL	CA-CB	-6.05	1.47	1.54
1	F	17	ILE	CA-CB	-6.01	1.46	1.54
1	A	72	VAL	CA-CB	-6.00	1.46	1.54
1	E	72	VAL	CA-CB	-5.99	1.47	1.54
1	H	18	VAL	CA-CB	-5.98	1.47	1.54
1	F	31	ILE	CA-CB	-5.98	1.46	1.54
1	C	31	ILE	CA-CB	-5.97	1.46	1.54
1	B	43	TRP	CA-C	-5.92	1.45	1.52
1	D	31	ILE	CA-CB	-5.90	1.46	1.54
1	B	72	VAL	CA-CB	-5.90	1.47	1.54
1	H	31	ILE	CA-CB	-5.84	1.46	1.54
1	E	92	GLU	C-O	5.83	1.31	1.24
1	E	17	ILE	N-CA	-5.79	1.39	1.46
1	C	15	SER	CA-C	-5.78	1.45	1.52
1	E	15	SER	CA-C	-5.78	1.45	1.52
1	G	89	ILE	CA-CB	-5.78	1.47	1.54
1	H	89	ILE	CA-CB	-5.78	1.47	1.54
1	F	18	VAL	CA-C	-5.76	1.45	1.52
1	E	18	VAL	CA-C	-5.74	1.45	1.52
1	C	62	LEU	CA-C	-5.68	1.45	1.52
1	B	89	ILE	CA-CB	-5.66	1.47	1.54
1	C	69	LEU	N-CA	-5.66	1.39	1.46
1	D	112	ASP	CA-CB	5.66	1.60	1.53
1	C	17	ILE	N-CA	-5.63	1.39	1.46
1	G	62	LEU	CA-C	-5.62	1.45	1.52
1	F	82	GLU	C-N	-5.61	1.26	1.33
1	E	60	GLY	C-O	5.61	1.30	1.23

*Continued on next page...*

*Continued from previous page...*

Mol	Chain	Res	Type	Atoms	Z	Observed(Å)	Ideal(Å)
1	A	43	TRP	CA-C	-5.60	1.45	1.52
1	E	43	TRP	CA-C	-5.59	1.45	1.52
1	G	9	ILE	CA-C	-5.58	1.45	1.52
1	H	16	LYS	C-N	-5.58	1.26	1.33
1	A	120	LEU	CA-C	-5.56	1.45	1.52
1	C	89	ILE	CA-CB	-5.56	1.47	1.54
1	C	12	GLN	N-CA	-5.49	1.40	1.46
1	G	18	VAL	CA-CB	-5.43	1.47	1.54
1	A	49	ASN	CA-C	-5.41	1.47	1.53
1	F	70	MET	CA-C	-5.40	1.46	1.52
1	D	69	LEU	N-CA	-5.40	1.40	1.46
1	F	121	PRO	C-O	5.39	1.29	1.23
1	B	9	ILE	CA-C	-5.37	1.46	1.52
1	C	18	VAL	CA-C	-5.37	1.46	1.52
1	H	19	PHE	CA-C	-5.36	1.46	1.52
1	C	49	ASN	CA-C	-5.35	1.47	1.53
1	E	89	ILE	CA-CB	-5.34	1.47	1.54
1	A	119	ASN	CA-C	5.33	1.59	1.52
1	D	16	LYS	CA-C	-5.32	1.46	1.53
1	C	43	TRP	CA-C	-5.32	1.46	1.52
1	H	72	VAL	CA-CB	-5.28	1.47	1.54
1	A	19	PHE	CA-C	-5.28	1.46	1.52
1	C	9	ILE	CA-CB	-5.28	1.46	1.54
1	D	89	ILE	CA-CB	-5.28	1.47	1.54
1	G	31	ILE	CA-CB	-5.26	1.47	1.54
1	C	16	LYS	CA-C	-5.25	1.46	1.53
1	E	18	VAL	CA-CB	-5.23	1.48	1.54
1	B	49	ASN	CA-C	-5.22	1.47	1.53
1	A	69	LEU	N-CA	-5.22	1.40	1.46
1	D	72	VAL	CA-CB	-5.18	1.48	1.54
1	E	69	LEU	N-CA	-5.18	1.40	1.46
1	F	112	ASP	CA-CB	5.17	1.60	1.53
1	C	74	CYS	N-CA	-5.17	1.40	1.46
1	A	70	MET	CA-C	-5.17	1.46	1.52
1	F	89	ILE	CA-CB	-5.16	1.47	1.54
1	G	16	LYS	CA-C	-5.15	1.46	1.53
1	A	17	ILE	N-CA	-5.13	1.40	1.46
1	A	74	CYS	N-CA	-5.13	1.40	1.46
1	A	113	GLY	C-N	5.13	1.40	1.33
1	F	119	ASN	CA-C	5.13	1.58	1.52
1	B	63	ASP	C-N	-5.13	1.26	1.33
1	A	92	GLU	C-O	5.12	1.30	1.24

*Continued on next page...*

*Continued from previous page...*

Mol	Chain	Res	Type	Atoms	Z	Observed(Å)	Ideal(Å)
1	G	17	ILE	N-CA	-5.10	1.40	1.46
1	H	63	ASP	C-N	-5.09	1.27	1.33
1	C	103	GLN	C-N	-5.09	1.26	1.33
1	G	9	ILE	CA-CB	-5.08	1.46	1.54
1	B	17	ILE	N-CA	-5.08	1.40	1.46
1	B	15	SER	CA-C	-5.06	1.46	1.52
1	G	43	TRP	CA-C	-5.04	1.46	1.52
1	A	24	ASP	C-N	-5.04	1.27	1.33
1	A	9	ILE	CA-CB	-5.03	1.46	1.54
1	A	89	ILE	CA-CB	-5.02	1.47	1.54
1	F	81	THR	C-O	-5.01	1.17	1.24
1	A	25	ASP	C-N	-5.01	1.26	1.33

All (66) bond angle outliers are listed below:

Mol	Chain	Res	Type	Atoms	Z	Observed(°)	Ideal(°)
1	C	112	ASP	CA-CB-CG	9.26	121.86	112.60
1	A	112	ASP	CA-CB-CG	8.51	121.11	112.60
1	C	82	GLU	N-CA-C	7.24	120.09	110.53
1	B	18	VAL	N-CA-C	7.01	118.39	108.36
1	D	90	CYS	N-CA-C	6.88	119.74	108.52
1	A	112	ASP	N-CA-CB	6.64	120.99	110.23
1	C	18	VAL	N-CA-C	6.62	117.82	108.36
1	C	90	CYS	N-CA-C	6.49	119.53	109.07
1	D	18	VAL	N-CA-C	6.36	117.45	108.36
1	A	90	CYS	N-CA-C	6.32	119.25	109.07
1	B	82	GLU	N-CA-C	6.26	118.41	110.33
1	G	90	CYS	N-CA-C	6.23	119.10	109.07
1	E	90	CYS	N-CA-C	6.23	119.10	109.07
1	G	96	THR	CA-C-N	6.13	126.49	119.93
1	G	96	THR	C-N-CA	6.13	126.49	119.93
1	B	90	CYS	N-CA-C	6.10	118.89	109.07
1	H	96	THR	CA-C-N	6.01	127.36	119.84
1	H	96	THR	C-N-CA	6.01	127.36	119.84
1	H	18	VAL	N-CA-C	5.99	117.64	108.71
1	H	90	CYS	N-CA-C	5.96	118.67	109.07
1	F	90	CYS	N-CA-C	5.94	118.63	109.07
1	H	112	ASP	CA-CB-CG	5.92	118.52	112.60
1	A	18	VAL	N-CA-C	5.78	117.32	108.71
1	B	71	ALA	N-CA-C	5.74	118.08	108.73
1	A	71	ALA	N-CA-C	5.71	118.04	108.73
1	G	18	VAL	N-CA-C	5.67	117.15	108.71

*Continued on next page...*

*Continued from previous page...*

Mol	Chain	Res	Type	Atoms	Z	Observed(°)	Ideal(°)
1	F	71	ALA	N-CA-C	5.58	117.83	108.73
1	D	112	ASP	CA-CB-CG	5.56	118.16	112.60
1	D	45	ILE	N-CA-C	5.55	116.58	108.53
1	E	23	TYR	CA-C-N	-5.51	113.84	122.49
1	E	23	TYR	C-N-CA	-5.51	113.84	122.49
1	G	71	ALA	N-CA-C	5.51	117.71	108.73
1	H	71	ALA	N-CA-C	5.49	117.69	108.73
1	E	18	VAL	N-CA-C	5.49	116.89	108.71
1	E	71	ALA	N-CA-C	5.48	117.66	108.73
1	D	71	ALA	N-CA-C	5.46	117.62	108.73
1	G	112	ASP	CA-CB-CG	5.44	118.04	112.60
1	E	45	ILE	N-CA-C	5.42	116.38	108.53
1	F	69	LEU	CA-C-N	-5.38	114.20	122.87
1	F	69	LEU	C-N-CA	-5.38	114.20	122.87
1	C	71	ALA	N-CA-C	5.35	117.45	108.73
1	E	20	ASN	CA-CB-CG	5.35	117.95	112.60
1	B	45	ILE	N-CA-C	5.34	116.28	108.53
1	F	18	VAL	N-CA-C	5.34	116.66	108.71
1	A	69	LEU	CA-C-N	-5.31	114.33	122.87
1	A	69	LEU	C-N-CA	-5.31	114.33	122.87
1	B	69	LEU	CA-C-N	-5.30	114.34	122.87
1	B	69	LEU	C-N-CA	-5.30	114.34	122.87
1	C	69	LEU	CA-C-N	-5.25	114.41	122.87
1	C	69	LEU	C-N-CA	-5.25	114.41	122.87
1	H	69	LEU	CA-C-N	-5.18	114.53	122.87
1	H	69	LEU	C-N-CA	-5.18	114.53	122.87
1	D	64	PRO	N-CA-CB	5.17	108.16	103.15
1	C	96	THR	CA-C-N	5.10	125.39	119.93
1	C	96	THR	C-N-CA	5.10	125.39	119.93
1	G	20	ASN	CA-CB-CG	5.10	117.70	112.60
1	F	45	ILE	N-CA-C	5.09	115.91	108.53
1	A	45	ILE	N-CA-C	5.08	115.89	108.53
1	C	44	ALA	N-CA-C	5.07	116.95	108.99
1	H	64	PRO	N-CA-CB	5.06	108.06	103.15
1	G	69	LEU	CA-C-N	-5.04	114.76	122.87
1	G	69	LEU	C-N-CA	-5.04	114.76	122.87
1	A	64	PRO	N-CA-CB	5.03	108.02	103.15
1	D	20	ASN	CA-CB-CG	5.02	117.62	112.60
1	H	20	ASN	CA-CB-CG	5.01	117.61	112.60
1	B	20	ASN	CA-CB-CG	5.01	117.61	112.60

There are no chirality outliers.

There are no planarity outliers.

## 5.2 Too-close contacts

In the following table, the Non-H and H(model) columns list the number of non-hydrogen atoms and hydrogen atoms in the chain respectively. The H(added) column lists the number of hydrogen atoms added and optimized by MolProbity. The Clashes column lists the number of clashes within the asymmetric unit, whereas Symm-Clashes lists symmetry-related clashes.

Mol	Chain	Non-H	H(model)	H(added)	Clashes	Symm-Clashes
1	A	978	0	954	98	0
1	B	978	0	954	92	0
1	C	978	0	954	98	0
1	D	978	0	954	92	0
1	E	978	0	954	90	0
1	F	978	0	954	97	0
1	G	978	0	954	97	0
1	H	978	0	954	98	0
All	All	7824	0	7632	739	0

The all-atom clashscore is defined as the number of clashes found per 1000 atoms (including hydrogen atoms). The all-atom clashscore for this structure is 52.

All (739) close contacts within the same asymmetric unit are listed below, sorted by their clash magnitude.

Atom-1	Atom-2	Interatomic distance (Å)	Clash overlap (Å)
1:C:21:ALA:HB1	1:C:22:PRO:HA	1.47	0.96
1:F:21:ALA:HB1	1:F:22:PRO:HA	1.47	0.95
1:G:21:ALA:HB1	1:G:22:PRO:HA	1.48	0.95
1:E:85:ASN:HD22	1:E:85:ASN:H	1.16	0.94
1:A:85:ASN:HD22	1:A:85:ASN:H	1.13	0.94
1:H:21:ALA:HB1	1:H:22:PRO:HA	1.48	0.94
1:D:85:ASN:H	1:D:85:ASN:HD22	1.15	0.93
1:B:21:ALA:HB1	1:B:22:PRO:HA	1.50	0.93
1:A:93:TRP:CZ2	1:A:116:ARG:HD3	2.03	0.93
1:D:21:ALA:HB1	1:D:22:PRO:HA	1.51	0.93
1:D:45:ILE:HG13	1:D:70:MET:CE	1.99	0.93
1:C:85:ASN:HD22	1:C:85:ASN:H	1.14	0.92
1:H:85:ASN:HD22	1:H:85:ASN:H	1.16	0.92
1:A:21:ALA:HB1	1:A:22:PRO:HA	1.50	0.92
1:D:45:ILE:HG13	1:D:70:MET:HE1	1.49	0.91
1:E:93:TRP:CZ2	1:E:116:ARG:HD3	2.05	0.91

*Continued on next page...*

*Continued from previous page...*

Atom-1	Atom-2	Interatomic distance (Å)	Clash overlap (Å)
1:E:21:ALA:HB1	1:E:22:PRO:HA	1.50	0.91
1:F:45:ILE:HG13	1:F:70:MET:CE	2.01	0.91
1:E:45:ILE:HG13	1:E:70:MET:HE1	1.52	0.90
1:H:45:ILE:HG13	1:H:70:MET:CE	2.01	0.90
1:C:45:ILE:HG13	1:C:70:MET:CE	2.01	0.90
1:B:85:ASN:H	1:B:85:ASN:HD22	1.14	0.90
1:D:93:TRP:CZ2	1:D:116:ARG:HD3	2.07	0.90
1:E:45:ILE:HG13	1:E:70:MET:CE	2.01	0.90
1:H:45:ILE:HG13	1:H:70:MET:HE1	1.53	0.89
1:H:93:TRP:CZ2	1:H:116:ARG:HD3	2.07	0.89
1:F:93:TRP:CZ2	1:F:116:ARG:HD3	2.07	0.89
1:G:85:ASN:H	1:G:85:ASN:HD22	1.14	0.89
1:B:93:TRP:CZ2	1:B:116:ARG:HD3	2.07	0.88
1:F:45:ILE:HG13	1:F:70:MET:HE1	1.54	0.88
1:C:93:TRP:CZ2	1:C:116:ARG:HD3	2.07	0.88
1:F:85:ASN:H	1:F:85:ASN:HD22	1.15	0.88
1:G:45:ILE:HG13	1:G:70:MET:CE	2.03	0.88
1:G:93:TRP:CZ2	1:G:116:ARG:HD3	2.07	0.88
1:B:45:ILE:HG13	1:B:70:MET:CE	2.05	0.86
1:G:45:ILE:HG13	1:G:70:MET:HE1	1.56	0.86
1:C:45:ILE:HG13	1:C:70:MET:HE1	1.55	0.86
1:A:45:ILE:HG13	1:A:70:MET:CE	2.05	0.86
1:C:116:ARG:HG2	1:C:116:ARG:HH11	1.41	0.86
1:F:43:TRP:HE1	1:F:62:LEU:HD13	1.41	0.86
1:E:116:ARG:HG2	1:E:116:ARG:HH11	1.41	0.85
1:G:116:ARG:HG2	1:G:116:ARG:HH11	1.41	0.85
1:D:55:VAL:HG11	1:D:70:MET:HE3	1.57	0.85
1:E:43:TRP:HE1	1:E:62:LEU:HD13	1.40	0.85
1:G:43:TRP:HE1	1:G:62:LEU:HD13	1.42	0.84
1:H:116:ARG:HG2	1:H:116:ARG:HH11	1.41	0.84
1:D:43:TRP:HE1	1:D:62:LEU:HD13	1.43	0.84
1:A:45:ILE:HG13	1:A:70:MET:HE1	1.58	0.84
1:D:45:ILE:CD1	1:D:91:ILE:HG12	2.08	0.84
1:D:116:ARG:HG2	1:D:116:ARG:HH11	1.42	0.84
1:B:45:ILE:HG13	1:B:70:MET:HE1	1.61	0.83
1:C:43:TRP:HE1	1:C:62:LEU:HD13	1.43	0.83
1:E:45:ILE:CD1	1:E:91:ILE:HG12	2.07	0.83
1:A:116:ARG:HH11	1:A:116:ARG:HG2	1.42	0.83
1:B:116:ARG:HG2	1:B:116:ARG:HH11	1.42	0.83
1:A:43:TRP:HE1	1:A:62:LEU:HD13	1.41	0.83
1:F:116:ARG:HH11	1:F:116:ARG:HG2	1.43	0.83

*Continued on next page...*

*Continued from previous page...*

Atom-1	Atom-2	Interatomic distance (Å)	Clash overlap (Å)
1:H:43:TRP:HE1	1:H:62:LEU:HD13	1.42	0.83
1:C:45:ILE:CD1	1:C:91:ILE:HG12	2.09	0.83
1:B:43:TRP:HE1	1:B:62:LEU:HD13	1.43	0.82
1:B:34:THR:OG1	1:B:67:LYS:HB3	1.79	0.82
1:H:45:ILE:CD1	1:H:91:ILE:HG12	2.09	0.82
1:A:84:LEU:HB3	1:A:124:TYR:CD2	2.15	0.81
1:G:34:THR:OG1	1:G:67:LYS:HB3	1.80	0.81
1:A:55:VAL:HG11	1:A:70:MET:HE3	1.62	0.81
1:A:85:ASN:N	1:A:85:ASN:ND2	2.27	0.81
1:C:85:ASN:N	1:C:85:ASN:ND2	2.28	0.81
1:H:55:VAL:HG11	1:H:70:MET:HE3	1.62	0.81
1:H:97:PRO:HG3	1:H:108:TRP:NE1	1.96	0.81
1:F:45:ILE:CD1	1:F:91:ILE:HG12	2.11	0.81
1:C:34:THR:OG1	1:C:67:LYS:HB3	1.80	0.81
1:G:85:ASN:N	1:G:85:ASN:ND2	2.27	0.81
1:E:55:VAL:HG11	1:E:70:MET:HE3	1.62	0.81
1:E:34:THR:OG1	1:E:67:LYS:HB3	1.81	0.81
1:G:55:VAL:HG11	1:G:70:MET:HE3	1.61	0.80
1:A:45:ILE:CD1	1:A:91:ILE:HG12	2.11	0.80
1:D:85:ASN:N	1:D:85:ASN:ND2	2.29	0.80
1:F:34:THR:OG1	1:F:67:LYS:HB3	1.81	0.80
1:F:85:ASN:ND2	1:F:85:ASN:N	2.28	0.80
1:B:85:ASN:N	1:B:85:ASN:ND2	2.28	0.80
1:E:85:ASN:N	1:E:85:ASN:ND2	2.29	0.80
1:F:55:VAL:HG11	1:F:70:MET:HE3	1.62	0.80
1:H:85:ASN:N	1:H:85:ASN:ND2	2.29	0.79
1:D:34:THR:OG1	1:D:67:LYS:HB3	1.82	0.79
1:C:55:VAL:HG11	1:C:70:MET:HE3	1.62	0.79
1:G:45:ILE:CD1	1:G:91:ILE:HG12	2.11	0.79
1:G:85:ASN:HD22	1:G:85:ASN:N	1.79	0.79
1:C:85:ASN:HD22	1:C:85:ASN:N	1.81	0.79
1:A:34:THR:OG1	1:A:67:LYS:HB3	1.82	0.79
1:A:85:ASN:HD22	1:A:85:ASN:N	1.79	0.79
1:B:84:LEU:HB3	1:B:124:TYR:CD2	2.18	0.79
1:B:85:ASN:HD22	1:B:85:ASN:N	1.80	0.79
1:H:34:THR:OG1	1:H:67:LYS:HB3	1.83	0.79
1:E:85:ASN:HD22	1:E:85:ASN:N	1.82	0.78
1:D:84:LEU:HB3	1:D:124:TYR:CD2	2.18	0.78
1:H:84:LEU:HB3	1:H:124:TYR:CD2	2.18	0.78
1:H:85:ASN:HD22	1:H:85:ASN:N	1.81	0.78
1:B:45:ILE:CD1	1:B:91:ILE:HG12	2.15	0.77

*Continued on next page...*

*Continued from previous page...*

Atom-1	Atom-2	Interatomic distance (Å)	Clash overlap (Å)
1:F:84:LEU:HB3	1:F:124:TYR:CD2	2.20	0.77
1:D:17:ILE:CG2	1:D:122:ILE:HD12	2.15	0.76
1:E:84:LEU:HB3	1:E:124:TYR:CD2	2.19	0.76
1:D:85:ASN:HD22	1:D:85:ASN:N	1.81	0.76
1:F:85:ASN:HD22	1:F:85:ASN:N	1.80	0.76
1:G:84:LEU:HB3	1:G:124:TYR:CD2	2.20	0.76
1:C:84:LEU:HB3	1:C:124:TYR:CD2	2.21	0.75
1:H:96:THR:HG22	1:H:97:PRO:HD2	1.68	0.75
1:E:17:ILE:CG2	1:E:122:ILE:HD12	2.17	0.75
1:B:55:VAL:HG11	1:B:70:MET:HE3	1.69	0.74
1:D:55:VAL:HG11	1:D:70:MET:CE	2.18	0.74
1:H:96:THR:CB	1:H:97:PRO:HD2	2.17	0.74
1:E:43:TRP:NE1	1:E:62:LEU:HD13	2.02	0.74
1:A:85:ASN:H	1:A:85:ASN:ND2	1.85	0.74
1:E:43:TRP:HE1	1:E:62:LEU:CD1	2.01	0.74
1:B:17:ILE:CG2	1:B:122:ILE:HD12	2.19	0.73
1:F:43:TRP:HE1	1:F:62:LEU:CD1	2.01	0.73
1:F:55:VAL:HG11	1:F:70:MET:CE	2.18	0.73
1:A:43:TRP:NE1	1:A:62:LEU:HD13	2.03	0.73
1:C:53:LEU:HD23	1:C:53:LEU:N	2.04	0.73
1:G:43:TRP:NE1	1:G:62:LEU:HD13	2.04	0.72
1:E:78:ASN:OD1	1:E:80:ALA:HB3	1.89	0.72
1:C:43:TRP:NE1	1:C:62:LEU:HD13	2.04	0.72
1:F:85:ASN:H	1:F:85:ASN:ND2	1.86	0.72
1:H:43:TRP:NE1	1:H:62:LEU:HD13	2.03	0.72
1:H:55:VAL:HG11	1:H:70:MET:CE	2.19	0.72
1:D:43:TRP:HE1	1:D:62:LEU:CD1	2.02	0.72
1:F:43:TRP:NE1	1:F:62:LEU:HD13	2.03	0.72
1:G:55:VAL:HG11	1:G:70:MET:CE	2.19	0.72
1:C:55:VAL:HG11	1:C:70:MET:CE	2.20	0.72
1:G:77:PHE:HB2	1:G:82:GLU:OE2	1.88	0.72
1:C:17:ILE:CG2	1:C:122:ILE:HD12	2.20	0.72
1:C:43:TRP:HE1	1:C:62:LEU:CD1	2.02	0.72
1:D:43:TRP:NE1	1:D:62:LEU:HD13	2.04	0.71
1:G:85:ASN:H	1:G:85:ASN:ND2	1.85	0.71
1:G:43:TRP:HE1	1:G:62:LEU:CD1	2.02	0.71
1:G:55:VAL:HG12	1:G:56:ASP:H	1.56	0.71
1:A:55:VAL:HG11	1:A:70:MET:CE	2.19	0.71
1:A:43:TRP:HE1	1:A:62:LEU:CD1	2.02	0.71
1:A:55:VAL:HG12	1:A:56:ASP:H	1.56	0.71
1:A:17:ILE:CG2	1:A:122:ILE:HD12	2.21	0.71

*Continued on next page...*

*Continued from previous page...*

Atom-1	Atom-2	Interatomic distance (Å)	Clash overlap (Å)
1:E:53:LEU:HD23	1:E:53:LEU:N	2.04	0.70
1:B:43:TRP:NE1	1:B:62:LEU:HD13	2.06	0.70
1:B:44:ALA:HB2	1:B:59:SER:CB	2.22	0.70
1:E:55:VAL:HG11	1:E:70:MET:CE	2.21	0.70
1:B:44:ALA:HB2	1:B:59:SER:HB3	1.74	0.70
1:E:44:ALA:HB2	1:E:59:SER:CB	2.22	0.70
1:H:43:TRP:HE1	1:H:62:LEU:CD1	2.03	0.70
1:E:44:ALA:HB2	1:E:59:SER:HB3	1.74	0.70
1:A:53:LEU:N	1:A:53:LEU:HD23	2.06	0.70
1:C:85:ASN:H	1:C:85:ASN:ND2	1.84	0.69
1:H:17:ILE:CG2	1:H:122:ILE:HD12	2.22	0.69
1:C:63:ASP:HB3	1:C:64:PRO:HD2	1.74	0.69
1:H:55:VAL:HG12	1:H:56:ASP:H	1.57	0.69
1:A:63:ASP:HB3	1:A:64:PRO:HD2	1.73	0.69
1:D:63:ASP:HB3	1:D:64:PRO:HD2	1.74	0.69
1:D:53:LEU:N	1:D:53:LEU:HD23	2.07	0.69
1:B:55:VAL:HG12	1:B:56:ASP:H	1.56	0.69
1:E:63:ASP:HB3	1:E:64:PRO:HD2	1.73	0.69
1:A:44:ALA:HB2	1:A:59:SER:CB	2.23	0.69
1:B:8:ASP:O	1:B:36:ALA:HB3	1.93	0.69
1:F:8:ASP:O	1:F:36:ALA:HB3	1.93	0.69
1:G:53:LEU:N	1:G:53:LEU:HD23	2.08	0.69
1:C:119:ASN:N	1:D:112:ASP:OD1	2.26	0.69
1:G:44:ALA:HB2	1:G:59:SER:CB	2.23	0.68
1:A:44:ALA:HB2	1:A:59:SER:HB3	1.76	0.68
1:D:8:ASP:O	1:D:36:ALA:HB3	1.93	0.68
1:C:55:VAL:HG12	1:C:56:ASP:H	1.59	0.68
1:B:55:VAL:HG11	1:B:70:MET:CE	2.22	0.68
1:E:55:VAL:HG12	1:E:56:ASP:H	1.59	0.68
1:G:63:ASP:HB3	1:G:64:PRO:HD2	1.74	0.68
1:B:63:ASP:HB3	1:B:64:PRO:HD2	1.75	0.68
1:F:44:ALA:HB2	1:F:59:SER:CB	2.24	0.68
1:H:63:ASP:HB3	1:H:64:PRO:HD2	1.75	0.68
1:C:44:ALA:HB2	1:C:59:SER:HB3	1.75	0.67
1:E:57:PRO:HD2	1:E:70:MET:HB2	1.76	0.67
1:F:63:ASP:HB3	1:F:64:PRO:HD2	1.74	0.67
1:F:44:ALA:HB2	1:F:59:SER:HB3	1.76	0.67
1:B:85:ASN:H	1:B:85:ASN:ND2	1.86	0.67
1:C:44:ALA:HB2	1:C:59:SER:CB	2.23	0.67
1:A:25:ASP:CG	1:E:40:ARG:HH22	2.01	0.67
1:A:78:ASN:O	1:A:80:ALA:N	2.28	0.67

*Continued on next page...*

*Continued from previous page...*

Atom-1	Atom-2	Interatomic distance (Å)	Clash overlap (Å)
1:G:44:ALA:HB2	1:G:59:SER:HB3	1.76	0.67
1:H:8:ASP:O	1:H:36:ALA:HB3	1.94	0.67
1:H:45:ILE:HG13	1:H:70:MET:HE3	1.77	0.67
1:D:55:VAL:HG12	1:D:56:ASP:H	1.59	0.66
1:F:45:ILE:HG13	1:F:70:MET:HE3	1.77	0.66
1:H:53:LEU:HD23	1:H:53:LEU:N	2.08	0.66
1:C:45:ILE:HG13	1:C:70:MET:HE3	1.76	0.66
1:A:93:TRP:CE2	1:A:116:ARG:HD3	2.30	0.66
1:B:43:TRP:HE1	1:B:62:LEU:CD1	2.07	0.66
1:G:8:ASP:O	1:G:36:ALA:HB3	1.95	0.66
1:D:44:ALA:HB2	1:D:59:SER:CB	2.26	0.66
1:D:44:ALA:HB2	1:D:59:SER:HB3	1.76	0.66
1:D:63:ASP:HB3	1:D:64:PRO:CD	2.26	0.66
1:B:53:LEU:N	1:B:53:LEU:HD23	2.09	0.66
1:H:96:THR:CG2	1:H:97:PRO:HD2	2.25	0.66
1:B:45:ILE:HG13	1:B:70:MET:HE3	1.78	0.65
1:H:44:ALA:HB2	1:H:59:SER:CB	2.26	0.65
1:A:63:ASP:HB3	1:A:64:PRO:CD	2.26	0.65
1:F:53:LEU:N	1:F:53:LEU:HD23	2.09	0.65
1:F:55:VAL:HG12	1:F:56:ASP:H	1.59	0.65
1:H:55:VAL:HG12	1:H:56:ASP:N	2.11	0.65
1:B:17:ILE:HG22	1:B:122:ILE:HD12	1.77	0.65
1:C:8:ASP:O	1:C:36:ALA:HB3	1.97	0.65
1:E:93:TRP:CE2	1:E:116:ARG:HD3	2.31	0.65
1:F:17:ILE:CG2	1:F:122:ILE:HD12	2.26	0.65
1:B:55:VAL:HG12	1:B:56:ASP:N	2.12	0.65
1:H:44:ALA:HB2	1:H:59:SER:HB3	1.78	0.65
1:G:55:VAL:HG12	1:G:56:ASP:N	2.11	0.65
1:C:55:VAL:HG12	1:C:56:ASP:N	2.12	0.65
1:A:96:THR:HG22	1:A:97:PRO:HD2	1.79	0.65
1:E:63:ASP:HB3	1:E:64:PRO:CD	2.26	0.65
1:H:63:ASP:HB3	1:H:64:PRO:CD	2.27	0.65
1:H:97:PRO:HG3	1:H:108:TRP:CD1	2.31	0.65
1:E:31:ILE:HG22	1:E:32:LYS:N	2.12	0.65
1:A:55:VAL:HG12	1:A:56:ASP:N	2.12	0.64
1:E:45:ILE:HG13	1:E:70:MET:HE3	1.78	0.64
1:C:78:ASN:O	1:C:80:ALA:N	2.31	0.64
1:B:57:PRO:HD2	1:B:70:MET:HB2	1.79	0.64
1:H:57:PRO:HD2	1:H:70:MET:HB2	1.80	0.64
1:D:57:PRO:HD2	1:D:70:MET:HB2	1.78	0.64
1:E:8:ASP:O	1:E:36:ALA:HB3	1.97	0.64

*Continued on next page...*

*Continued from previous page...*

Atom-1	Atom-2	Interatomic distance (Å)	Clash overlap (Å)
1:F:55:VAL:HG12	1:F:56:ASP:N	2.13	0.64
1:B:63:ASP:HB3	1:B:64:PRO:CD	2.28	0.64
1:C:63:ASP:HB3	1:C:64:PRO:CD	2.28	0.64
1:G:63:ASP:HB3	1:G:64:PRO:CD	2.27	0.64
1:D:31:ILE:HG22	1:D:32:LYS:N	2.13	0.64
1:C:17:ILE:HG22	1:C:122:ILE:HD12	1.78	0.64
1:A:45:ILE:HG13	1:A:70:MET:HE3	1.79	0.63
1:C:31:ILE:HG22	1:C:32:LYS:N	2.13	0.63
1:F:57:PRO:HD2	1:F:70:MET:HB2	1.79	0.63
1:D:17:ILE:HG22	1:D:122:ILE:HD12	1.78	0.63
1:E:17:ILE:HG22	1:E:122:ILE:HD12	1.80	0.63
1:D:68:VAL:HG22	1:D:69:LEU:N	2.14	0.63
1:F:63:ASP:HB3	1:F:64:PRO:CD	2.28	0.63
1:D:78:ASN:OD1	1:D:80:ALA:HB3	1.99	0.62
1:A:57:PRO:HD2	1:A:70:MET:HB2	1.80	0.62
1:A:68:VAL:HG22	1:A:69:LEU:N	2.14	0.62
1:H:31:ILE:HG22	1:H:32:LYS:N	2.14	0.62
1:A:17:ILE:HG22	1:A:122:ILE:HD12	1.81	0.62
1:D:93:TRP:CE2	1:D:116:ARG:HD3	2.34	0.62
1:E:55:VAL:HG12	1:E:56:ASP:N	2.14	0.62
1:C:93:TRP:CE2	1:C:116:ARG:HD3	2.33	0.62
1:B:78:ASN:OD1	1:B:80:ALA:HB3	2.00	0.62
1:C:5:PRO:HG2	1:G:80:ALA:O	2.00	0.62
1:G:93:TRP:CE2	1:G:116:ARG:HD3	2.34	0.62
1:H:78:ASN:O	1:H:80:ALA:N	2.33	0.61
1:B:96:THR:HG22	1:B:97:PRO:HD2	1.82	0.61
1:C:57:PRO:HD2	1:C:70:MET:HB2	1.80	0.61
1:G:57:PRO:HD2	1:G:70:MET:HB2	1.80	0.61
1:B:93:TRP:CE2	1:B:116:ARG:HD3	2.35	0.61
1:H:93:TRP:CE2	1:H:116:ARG:HD3	2.35	0.61
1:D:55:VAL:HG12	1:D:56:ASP:N	2.15	0.61
1:G:5:PRO:HA	1:G:114:MET:HE3	1.81	0.61
1:D:5:PRO:HG3	1:G:81:THR:CG2	2.30	0.61
1:H:81:THR:O	1:H:82:GLU:HG2	1.99	0.61
1:H:97:PRO:HG3	1:H:108:TRP:HE1	1.65	0.61
1:D:45:ILE:HD11	1:D:91:ILE:HG12	1.82	0.61
1:F:93:TRP:CE2	1:F:116:ARG:HD3	2.35	0.60
1:F:31:ILE:HG22	1:F:32:LYS:N	2.16	0.60
1:G:45:ILE:HG13	1:G:70:MET:HE3	1.79	0.60
1:A:8:ASP:O	1:A:36:ALA:HB3	2.01	0.60
1:D:45:ILE:HG13	1:D:70:MET:HE3	1.79	0.60

*Continued on next page...*

*Continued from previous page...*

Atom-1	Atom-2	Interatomic distance (Å)	Clash overlap (Å)
1:G:116:ARG:HH11	1:G:116:ARG:CG	2.14	0.60
1:B:31:ILE:HG22	1:B:32:LYS:N	2.14	0.60
1:B:68:VAL:HG22	1:B:69:LEU:N	2.15	0.60
1:C:45:ILE:HD11	1:C:91:ILE:HG12	1.84	0.60
1:C:116:ARG:HH11	1:C:116:ARG:CG	2.14	0.60
1:H:5:PRO:HA	1:H:114:MET:HE3	1.84	0.60
1:F:109:PHE:O	1:G:117:ARG:NH1	2.33	0.60
1:G:17:ILE:CG2	1:G:122:ILE:HD12	2.32	0.60
1:A:25:ASP:OD1	1:E:40:ARG:NH2	2.31	0.59
1:B:18:VAL:HG13	1:B:123:GLU:O	2.03	0.59
1:F:68:VAL:HG22	1:F:69:LEU:N	2.16	0.59
1:A:78:ASN:OD1	1:A:80:ALA:HB3	2.02	0.59
1:D:116:ARG:HH11	1:D:116:ARG:CG	2.14	0.59
1:A:84:LEU:HB3	1:A:124:TYR:HD2	1.66	0.59
1:B:22:PRO:HB3	1:C:12:GLN:OE1	2.03	0.59
1:H:78:ASN:OD1	1:H:80:ALA:HB3	2.02	0.59
1:C:68:VAL:HG22	1:C:69:LEU:N	2.17	0.59
1:F:116:ARG:HH11	1:F:116:ARG:CG	2.15	0.58
1:F:81:THR:O	1:F:82:GLU:HG2	2.02	0.58
1:E:45:ILE:HD11	1:E:91:ILE:HG12	1.83	0.58
1:E:68:VAL:HG22	1:E:69:LEU:N	2.17	0.58
1:F:5:PRO:HA	1:F:114:MET:HE3	1.84	0.58
1:H:68:VAL:HG22	1:H:69:LEU:N	2.18	0.58
1:G:68:VAL:HG22	1:G:69:LEU:N	2.18	0.58
1:F:5:PRO:N	1:F:114:MET:HE1	2.18	0.58
1:A:31:ILE:HG22	1:A:32:LYS:N	2.18	0.58
1:C:112:ASP:OD1	1:D:118:LYS:HA	2.04	0.58
1:H:45:ILE:HD11	1:H:91:ILE:HG12	1.86	0.58
1:G:31:ILE:HG22	1:G:32:LYS:N	2.18	0.57
1:G:35:ASN:ND2	1:G:63:ASP:O	2.37	0.57
1:B:116:ARG:HH11	1:B:116:ARG:CG	2.16	0.57
1:E:22:PRO:HB3	1:F:12:GLN:OE1	2.04	0.57
1:H:116:ARG:HH11	1:H:116:ARG:CG	2.16	0.57
1:A:92:GLU:HG3	1:A:117:ARG:HG2	1.86	0.57
1:E:116:ARG:HH11	1:E:116:ARG:CG	2.14	0.57
1:H:17:ILE:HG22	1:H:122:ILE:HD12	1.85	0.57
1:A:116:ARG:HH11	1:A:116:ARG:CG	2.15	0.56
1:C:109:PHE:O	1:D:117:ARG:NH1	2.38	0.56
1:A:35:ASN:ND2	1:A:63:ASP:O	2.38	0.56
1:E:85:ASN:H	1:E:85:ASN:ND2	1.87	0.56
1:E:43:TRP:HA	1:E:92:GLU:O	2.06	0.56

*Continued on next page...*

*Continued from previous page...*

Atom-1	Atom-2	Interatomic distance (Å)	Clash overlap (Å)
1:C:104:PHE:HA	1:C:108:TRP:CZ3	2.41	0.56
1:E:96:THR:HG22	1:E:97:PRO:HD2	1.87	0.56
1:G:22:PRO:HB3	1:H:12:GLN:OE1	2.06	0.56
1:H:20:ASN:HA	1:H:125:ASN:HB3	1.87	0.56
1:C:89:ILE:N	1:C:120:LEU:O	2.38	0.55
1:F:84:LEU:HB3	1:F:124:TYR:HD2	1.70	0.55
1:A:104:PHE:HA	1:A:108:TRP:CZ3	2.41	0.55
1:F:112:ASP:OD1	1:G:119:ASN:ND2	2.39	0.55
1:B:19:PHE:HE2	1:B:74:CYS:HB2	1.72	0.55
1:E:35:ASN:ND2	1:E:63:ASP:O	2.39	0.55
1:B:84:LEU:HB3	1:B:124:TYR:HD2	1.70	0.55
1:C:35:ASN:ND2	1:C:63:ASP:O	2.40	0.55
1:F:104:PHE:HA	1:F:108:TRP:CZ3	2.42	0.55
1:F:112:ASP:OD1	1:G:119:ASN:N	2.40	0.55
1:B:35:ASN:ND2	1:B:63:ASP:O	2.39	0.54
1:H:61:VAL:O	1:H:62:LEU:HD12	2.07	0.54
1:E:52:ARG:C	1:E:53:LEU:HD23	2.32	0.54
1:D:104:PHE:HA	1:D:108:TRP:CZ3	2.43	0.54
1:F:89:ILE:N	1:F:120:LEU:O	2.39	0.54
1:D:5:PRO:HG3	1:G:81:THR:HG21	1.90	0.54
1:C:52:ARG:C	1:C:53:LEU:HD23	2.33	0.54
1:G:89:ILE:N	1:G:120:LEU:O	2.40	0.54
1:D:84:LEU:HB3	1:D:124:TYR:HD2	1.73	0.54
1:F:10:ASN:HB2	1:F:34:THR:HG22	1.90	0.54
1:D:45:ILE:CG1	1:D:70:MET:HE1	2.32	0.54
1:E:84:LEU:HB3	1:E:124:TYR:HD2	1.72	0.53
1:H:104:PHE:HA	1:H:108:TRP:CZ3	2.43	0.53
1:D:10:ASN:HB2	1:D:34:THR:HG22	1.90	0.53
1:G:84:LEU:HB3	1:G:124:TYR:HD2	1.71	0.53
1:A:17:ILE:CD1	1:A:19:PHE:CE1	2.92	0.53
1:B:78:ASN:O	1:B:80:ALA:N	2.42	0.53
1:F:17:ILE:HG22	1:F:122:ILE:HD12	1.90	0.53
1:A:45:ILE:HD11	1:A:91:ILE:HG12	1.89	0.53
1:C:18:VAL:HG12	1:C:19:PHE:N	2.24	0.53
1:G:17:ILE:CD1	1:G:19:PHE:CE1	2.92	0.53
1:G:19:PHE:HE2	1:G:74:CYS:HB2	1.74	0.53
1:G:104:PHE:HA	1:G:108:TRP:CZ3	2.44	0.53
1:F:78:ASN:O	1:F:80:ALA:N	2.42	0.53
1:A:52:ARG:C	1:A:53:LEU:HD23	2.34	0.53
1:B:17:ILE:CD1	1:B:19:PHE:CE1	2.92	0.53
1:C:92:GLU:HG3	1:C:117:ARG:HG2	1.90	0.53

*Continued on next page...*

*Continued from previous page...*

Atom-1	Atom-2	Interatomic distance (Å)	Clash overlap (Å)
1:D:96:THR:HG22	1:D:97:PRO:HD2	1.90	0.53
1:F:52:ARG:C	1:F:53:LEU:HD23	2.35	0.52
1:C:17:ILE:CD1	1:C:19:PHE:CE1	2.92	0.52
1:D:35:ASN:ND2	1:D:63:ASP:O	2.42	0.52
1:E:61:VAL:O	1:E:62:LEU:HD12	2.09	0.52
1:A:17:ILE:HD12	1:A:19:PHE:CE1	2.44	0.52
1:A:104:PHE:HA	1:A:108:TRP:HZ3	1.74	0.52
1:C:96:THR:HG22	1:C:97:PRO:HD2	1.92	0.52
1:E:89:ILE:N	1:E:120:LEU:O	2.40	0.52
1:A:44:ALA:CB	1:A:59:SER:HB3	2.39	0.52
1:F:18:VAL:HG12	1:F:19:PHE:N	2.23	0.52
1:B:104:PHE:HA	1:B:108:TRP:CZ3	2.44	0.52
1:H:84:LEU:HB3	1:H:124:TYR:HD2	1.69	0.52
1:B:10:ASN:HB2	1:B:34:THR:HG22	1.91	0.52
1:C:44:ALA:CB	1:C:59:SER:HB3	2.40	0.52
1:F:20:ASN:HA	1:F:125:ASN:HB3	1.91	0.52
1:A:61:VAL:O	1:A:62:LEU:HD12	2.09	0.52
1:C:19:PHE:HE2	1:C:74:CYS:HB2	1.74	0.52
1:C:28:THR:HG22	1:C:28:THR:O	2.10	0.52
1:E:10:ASN:HB2	1:E:34:THR:HG22	1.92	0.52
1:F:17:ILE:CD1	1:F:19:PHE:CE1	2.93	0.52
1:F:61:VAL:O	1:F:62:LEU:HD12	2.10	0.52
1:G:44:ALA:CB	1:G:59:SER:HB3	2.40	0.52
1:A:28:THR:O	1:A:28:THR:HG22	2.09	0.52
1:A:112:ASP:HB3	1:B:118:LYS:HA	1.91	0.52
1:C:112:ASP:OD1	1:D:119:ASN:N	2.43	0.52
1:E:17:ILE:CD1	1:E:19:PHE:CE1	2.93	0.51
1:E:18:VAL:HG13	1:E:123:GLU:O	2.09	0.51
1:F:35:ASN:ND2	1:F:63:ASP:O	2.43	0.51
1:H:17:ILE:CD1	1:H:19:PHE:CE1	2.94	0.51
1:C:104:PHE:HA	1:C:108:TRP:HZ3	1.73	0.51
1:A:55:VAL:CG1	1:A:70:MET:HG3	2.40	0.51
1:E:104:PHE:HA	1:E:108:TRP:CZ3	2.45	0.51
1:H:10:ASN:HB2	1:H:34:THR:HG22	1.93	0.51
1:D:17:ILE:CD1	1:D:19:PHE:CE1	2.93	0.51
1:F:21:ALA:HB1	1:F:22:PRO:CA	2.32	0.51
1:F:44:ALA:CB	1:F:59:SER:HB3	2.40	0.51
1:G:45:ILE:HD11	1:G:91:ILE:HG12	1.90	0.51
1:B:44:ALA:CB	1:B:59:SER:HB3	2.38	0.51
1:H:19:PHE:HE2	1:H:74:CYS:HB2	1.75	0.51
1:D:52:ARG:C	1:D:53:LEU:HD23	2.36	0.51

*Continued on next page...*

*Continued from previous page...*

Atom-1	Atom-2	Interatomic distance (Å)	Clash overlap (Å)
1:F:45:ILE:HD11	1:F:91:ILE:HG12	1.89	0.51
1:H:35:ASN:ND2	1:H:63:ASP:O	2.43	0.51
1:B:45:ILE:HD11	1:B:91:ILE:HG12	1.92	0.51
1:B:52:ARG:C	1:B:53:LEU:HD23	2.36	0.51
1:H:89:ILE:N	1:H:120:LEU:O	2.43	0.51
1:D:61:VAL:O	1:D:62:LEU:HD12	2.10	0.51
1:F:104:PHE:HA	1:F:108:TRP:HZ3	1.75	0.51
1:G:52:ARG:C	1:G:53:LEU:HD23	2.36	0.51
1:B:89:ILE:N	1:B:120:LEU:O	2.44	0.50
1:C:55:VAL:CG1	1:C:70:MET:HG3	2.40	0.50
1:A:10:ASN:HB2	1:A:34:THR:HG22	1.92	0.50
1:C:27:HIS:HD2	1:C:29:TYR:CE1	2.30	0.50
1:D:43:TRP:HA	1:D:92:GLU:O	2.12	0.50
1:D:44:ALA:CB	1:D:59:SER:HB3	2.41	0.50
1:G:5:PRO:N	1:G:114:MET:HE1	2.26	0.50
1:G:17:ILE:HG22	1:G:122:ILE:HD12	1.92	0.50
1:A:19:PHE:HE2	1:A:74:CYS:HB2	1.76	0.50
1:A:48:THR:O	1:A:48:THR:HG22	2.12	0.50
1:E:18:VAL:HG12	1:E:19:PHE:N	2.25	0.50
1:F:17:ILE:HD12	1:F:19:PHE:CE1	2.46	0.50
1:F:55:VAL:CG1	1:F:70:MET:HG3	2.40	0.50
1:G:18:VAL:HG12	1:G:19:PHE:N	2.27	0.50
1:A:78:ASN:C	1:A:80:ALA:H	2.19	0.50
1:B:27:HIS:HD2	1:B:29:TYR:CE1	2.29	0.50
1:E:44:ALA:CB	1:E:59:SER:HB3	2.39	0.50
1:B:19:PHE:CE2	1:B:74:CYS:HB2	2.46	0.50
1:B:104:PHE:HA	1:B:108:TRP:HZ3	1.77	0.50
1:E:19:PHE:HE2	1:E:74:CYS:HB2	1.76	0.50
1:F:119:ASN:N	1:G:112:ASP:OD1	2.44	0.50
1:G:55:VAL:CG1	1:G:70:MET:HG3	2.40	0.50
1:G:104:PHE:HA	1:G:108:TRP:HZ3	1.77	0.50
1:A:119:ASN:N	1:B:112:ASP:OD1	2.43	0.50
1:B:17:ILE:HD12	1:B:19:PHE:CE1	2.47	0.49
1:D:19:PHE:HE2	1:D:74:CYS:HB2	1.76	0.49
1:D:89:ILE:N	1:D:120:LEU:O	2.43	0.49
1:E:48:THR:HG22	1:E:48:THR:O	2.12	0.49
1:F:28:THR:O	1:F:28:THR:HG22	2.11	0.49
1:D:55:VAL:CG1	1:D:70:MET:HG3	2.43	0.49
1:E:92:GLU:OE2	1:E:117:ARG:NH2	2.41	0.49
1:F:96:THR:HG22	1:F:97:PRO:HD2	1.93	0.49
1:C:84:LEU:HB3	1:C:124:TYR:HD2	1.74	0.49

*Continued on next page...*

*Continued from previous page...*

Atom-1	Atom-2	Interatomic distance (Å)	Clash overlap (Å)
1:D:104:PHE:HA	1:D:108:TRP:HZ3	1.76	0.49
1:H:104:PHE:HA	1:H:108:TRP:HZ3	1.77	0.49
1:F:19:PHE:HE2	1:F:74:CYS:HB2	1.77	0.49
1:C:43:TRP:HA	1:C:92:GLU:O	2.13	0.49
1:D:18:VAL:HG12	1:D:19:PHE:N	2.27	0.49
1:D:101:ALA:O	1:D:103:GLN:N	2.46	0.49
1:G:27:HIS:HD2	1:G:29:TYR:CE1	2.30	0.49
1:C:78:ASN:C	1:C:80:ALA:H	2.20	0.49
1:G:48:THR:HG22	1:G:48:THR:O	2.12	0.49
1:H:55:VAL:CG1	1:H:70:MET:HG3	2.43	0.49
1:E:28:THR:O	1:E:28:THR:HG22	2.12	0.49
1:G:19:PHE:CE2	1:G:74:CYS:HB2	2.48	0.49
1:B:28:THR:O	1:B:28:THR:HG22	2.12	0.48
1:B:55:VAL:CG1	1:B:70:MET:HG3	2.43	0.48
1:H:18:VAL:HG12	1:H:19:PHE:N	2.28	0.48
1:B:18:VAL:HG12	1:B:19:PHE:N	2.27	0.48
1:D:28:THR:O	1:D:28:THR:HG22	2.14	0.48
1:F:27:HIS:HD2	1:F:29:TYR:CE1	2.31	0.48
1:D:17:ILE:HD12	1:D:19:PHE:CE1	2.48	0.48
1:E:104:PHE:HA	1:E:108:TRP:HZ3	1.79	0.48
1:F:18:VAL:HG13	1:F:123:GLU:O	2.14	0.48
1:D:45:ILE:HA	1:D:90:CYS:O	2.13	0.48
1:G:61:VAL:O	1:G:62:LEU:HD12	2.13	0.48
1:H:19:PHE:CD2	1:H:29:TYR:CE1	3.02	0.48
1:H:52:ARG:C	1:H:53:LEU:HD23	2.38	0.48
1:C:5:PRO:N	1:C:114:MET:HE1	2.27	0.48
1:D:19:PHE:CE2	1:D:74:CYS:HB2	2.49	0.48
1:A:29:TYR:C	1:A:30:HIS:ND1	2.72	0.48
1:C:19:PHE:CE2	1:C:74:CYS:HB2	2.48	0.48
1:C:21:ALA:HB1	1:C:22:PRO:CA	2.33	0.48
1:E:55:VAL:CG1	1:E:70:MET:HG3	2.43	0.48
1:B:55:VAL:CG1	1:B:56:ASP:H	2.27	0.48
1:C:10:ASN:HB2	1:C:34:THR:HG22	1.95	0.48
1:H:78:ASN:C	1:H:80:ALA:H	2.21	0.48
1:C:17:ILE:HD12	1:C:19:PHE:CE1	2.49	0.48
1:D:46:LYS:O	1:D:90:CYS:N	2.39	0.48
1:F:19:PHE:CE2	1:F:74:CYS:HB2	2.49	0.48
1:G:28:THR:O	1:G:28:THR:HG22	2.14	0.48
1:G:78:ASN:O	1:G:80:ALA:N	2.46	0.48
1:H:48:THR:O	1:H:48:THR:HG22	2.13	0.48
1:H:61:VAL:C	1:H:62:LEU:HD12	2.39	0.48

*Continued on next page...*

*Continued from previous page...*

Atom-1	Atom-2	Interatomic distance (Å)	Clash overlap (Å)
1:B:94:THR:OG1	1:B:95:ASN:N	2.46	0.47
1:D:20:ASN:HA	1:D:125:ASN:HB3	1.95	0.47
1:E:45:ILE:HA	1:E:90:CYS:O	2.14	0.47
1:E:92:GLU:OE2	1:E:117:ARG:NE	2.47	0.47
1:G:10:ASN:HB2	1:G:34:THR:HG22	1.95	0.47
1:H:44:ALA:CB	1:H:59:SER:HB3	2.44	0.47
1:H:97:PRO:CG	1:H:108:TRP:NE1	2.73	0.47
1:E:45:ILE:CG1	1:E:70:MET:HE1	2.36	0.47
1:E:19:PHE:CE2	1:E:74:CYS:HB2	2.49	0.47
1:F:40:ARG:HB3	1:F:96:THR:OG1	2.15	0.47
1:F:48:THR:O	1:F:48:THR:HG22	2.14	0.47
1:F:118:LYS:HA	1:G:112:ASP:OD1	2.14	0.47
1:C:61:VAL:O	1:C:62:LEU:HD12	2.13	0.47
1:D:43:TRP:CD1	1:D:62:LEU:HD13	2.49	0.47
1:F:45:ILE:CG1	1:F:70:MET:HE1	2.36	0.47
1:H:17:ILE:HD12	1:H:19:PHE:CE1	2.49	0.47
1:D:27:HIS:HD2	1:D:29:TYR:CE1	2.33	0.47
1:D:68:VAL:HG22	1:D:69:LEU:H	1.78	0.47
1:E:17:ILE:HD12	1:E:19:PHE:CE1	2.49	0.47
1:H:19:PHE:CE2	1:H:74:CYS:HB2	2.49	0.47
1:A:27:HIS:HD2	1:A:29:TYR:CE1	2.32	0.47
1:A:68:VAL:CG2	1:A:69:LEU:N	2.78	0.47
1:G:105:ARG:N	1:G:108:TRP:CZ3	2.79	0.47
1:H:43:TRP:CD1	1:H:62:LEU:HD13	2.50	0.47
1:A:109:PHE:O	1:B:117:ARG:NH1	2.48	0.47
1:C:5:PRO:HA	1:C:114:MET:HE3	1.97	0.47
1:C:45:ILE:CG1	1:C:70:MET:HE1	2.37	0.47
1:F:5:PRO:N	1:F:114:MET:CE	2.78	0.47
1:G:12:GLN:OE1	1:H:22:PRO:HB3	2.15	0.47
1:F:43:TRP:CD1	1:F:62:LEU:HD13	2.50	0.47
1:B:61:VAL:O	1:B:62:LEU:HD12	2.15	0.47
1:D:68:VAL:CG2	1:D:69:LEU:N	2.77	0.47
1:E:29:TYR:C	1:E:30:HIS:ND1	2.73	0.47
1:E:43:TRP:CD1	1:E:62:LEU:HD13	2.50	0.47
1:H:27:HIS:HD2	1:H:29:TYR:CE1	2.33	0.47
1:H:55:VAL:CG1	1:H:56:ASP:H	2.27	0.47
1:A:19:PHE:CE2	1:A:74:CYS:HB2	2.50	0.46
1:A:68:VAL:HG22	1:A:69:LEU:H	1.80	0.46
1:A:101:ALA:O	1:A:103:GLN:N	2.48	0.46
1:A:18:VAL:HG12	1:A:19:PHE:N	2.29	0.46
1:B:114:MET:HE2	1:B:114:MET:HB2	1.81	0.46

*Continued on next page...*

*Continued from previous page...*

Atom-1	Atom-2	Interatomic distance (Å)	Clash overlap (Å)
1:G:17:ILE:HD12	1:G:19:PHE:CE1	2.50	0.46
1:G:55:VAL:CG1	1:G:56:ASP:N	2.78	0.46
1:A:89:ILE:N	1:A:120:LEU:O	2.48	0.46
1:C:48:THR:O	1:C:48:THR:HG22	2.14	0.46
1:H:5:PRO:N	1:H:114:MET:HE1	2.30	0.46
1:H:28:THR:HG22	1:H:28:THR:O	2.15	0.46
1:A:43:TRP:CD1	1:A:62:LEU:HD13	2.50	0.46
1:D:19:PHE:CD2	1:D:29:TYR:CE1	3.03	0.46
1:D:31:ILE:CG2	1:D:32:LYS:N	2.78	0.46
1:D:120:LEU:HA	1:D:120:LEU:HD23	1.54	0.46
1:A:97:PRO:HG2	1:A:108:TRP:HE1	1.81	0.46
1:B:97:PRO:CG	1:B:108:TRP:NE1	2.79	0.46
1:E:46:LYS:O	1:E:90:CYS:N	2.41	0.46
1:E:27:HIS:HD2	1:E:29:TYR:CE1	2.33	0.46
1:G:55:VAL:CG1	1:G:56:ASP:H	2.26	0.46
1:H:45:ILE:CG1	1:H:70:MET:HE1	2.36	0.46
1:D:29:TYR:C	1:D:30:HIS:ND1	2.74	0.46
1:F:19:PHE:CD2	1:F:29:TYR:CE1	3.04	0.46
1:D:40:ARG:HB3	1:D:96:THR:OG1	2.16	0.46
1:A:55:VAL:CG1	1:A:56:ASP:H	2.26	0.46
1:A:78:ASN:C	1:A:80:ALA:N	2.72	0.46
1:C:122:ILE:N	1:C:122:ILE:CD1	2.79	0.46
1:G:43:TRP:CD1	1:G:62:LEU:HD13	2.51	0.46
1:H:29:TYR:C	1:H:30:HIS:ND1	2.74	0.46
1:A:105:ARG:N	1:A:108:TRP:CZ3	2.77	0.46
1:A:120:LEU:HA	1:A:120:LEU:HD23	1.51	0.46
1:G:19:PHE:CD2	1:G:29:TYR:CE1	3.04	0.46
1:B:55:VAL:CG1	1:B:56:ASP:N	2.79	0.45
1:B:97:PRO:HG2	1:B:108:TRP:HE1	1.81	0.45
1:C:43:TRP:CD1	1:C:62:LEU:HD13	2.50	0.45
1:D:122:ILE:N	1:D:122:ILE:CD1	2.79	0.45
1:F:21:ALA:CB	1:F:22:PRO:HA	2.28	0.45
1:A:18:VAL:HG13	1:A:123:GLU:O	2.16	0.45
1:E:42:GLY:O	1:E:93:TRP:HA	2.16	0.45
1:G:20:ASN:HA	1:G:125:ASN:HB3	1.97	0.45
1:G:82:GLU:H	1:G:82:GLU:HG2	1.50	0.45
1:G:96:THR:HG22	1:G:97:PRO:HD2	1.98	0.45
1:H:40:ARG:HB3	1:H:96:THR:OG1	2.17	0.45
1:H:55:VAL:CG1	1:H:56:ASP:N	2.79	0.45
1:E:19:PHE:CD2	1:E:29:TYR:CE1	3.05	0.45
1:F:55:VAL:CG1	1:F:56:ASP:H	2.28	0.45

*Continued on next page...*

*Continued from previous page...*

Atom-1	Atom-2	Interatomic distance (Å)	Clash overlap (Å)
1:C:120:LEU:HD23	1:C:120:LEU:HA	1.55	0.45
1:D:18:VAL:HG13	1:D:123:GLU:O	2.16	0.45
1:H:31:ILE:CG2	1:H:32:LYS:N	2.80	0.45
1:B:29:TYR:C	1:B:30:HIS:ND1	2.74	0.45
1:C:105:ARG:N	1:C:108:TRP:CZ3	2.78	0.45
1:E:61:VAL:C	1:E:62:LEU:HD12	2.42	0.45
1:A:96:THR:CG2	1:A:97:PRO:HD2	2.47	0.45
1:C:78:ASN:OD1	1:C:80:ALA:HB3	2.17	0.45
1:F:29:TYR:C	1:F:30:HIS:ND1	2.74	0.45
1:C:61:VAL:C	1:C:62:LEU:HD12	2.42	0.45
1:C:109:PHE:CD2	1:C:115:VAL:HG21	2.52	0.45
1:H:6:PRO:HA	1:H:95:ASN:OD1	2.16	0.45
1:B:48:THR:HG22	1:B:48:THR:O	2.17	0.44
1:E:12:GLN:OE1	1:F:22:PRO:HB3	2.17	0.44
1:E:94:THR:OG1	1:E:95:ASN:N	2.50	0.44
1:G:4:VAL:HB	1:G:5:PRO:HD2	2.00	0.44
1:G:29:TYR:C	1:G:30:HIS:ND1	2.75	0.44
1:A:19:PHE:CD2	1:A:29:TYR:CE1	3.05	0.44
1:A:55:VAL:CG1	1:A:56:ASP:N	2.79	0.44
1:G:5:PRO:HA	1:G:6:PRO:HD3	1.81	0.44
1:H:21:ALA:CB	1:H:22:PRO:HA	2.28	0.44
1:H:105:ARG:N	1:H:108:TRP:CZ3	2.79	0.44
1:B:122:ILE:N	1:B:122:ILE:CD1	2.80	0.44
1:D:48:THR:HG22	1:D:48:THR:O	2.16	0.44
1:D:61:VAL:C	1:D:62:LEU:HD12	2.42	0.44
1:B:97:PRO:HG2	1:B:108:TRP:NE1	2.33	0.44
1:H:19:PHE:HA	1:H:29:TYR:OH	2.18	0.44
1:H:78:ASN:C	1:H:80:ALA:N	2.75	0.44
1:A:61:VAL:C	1:A:62:LEU:HD12	2.43	0.44
1:C:29:TYR:C	1:C:30:HIS:ND1	2.76	0.44
1:F:55:VAL:CG1	1:F:56:ASP:N	2.79	0.44
1:G:78:ASN:OD1	1:G:80:ALA:HB3	2.17	0.44
1:B:120:LEU:HD23	1:B:120:LEU:HA	1.52	0.44
1:C:12:GLN:HA	1:C:13:PRO:C	2.43	0.44
1:E:55:VAL:CG1	1:E:56:ASP:H	2.29	0.44
1:E:68:VAL:CG2	1:E:69:LEU:N	2.80	0.44
1:F:5:PRO:HA	1:F:6:PRO:HD3	1.83	0.44
1:F:109:PHE:CD2	1:F:115:VAL:HG21	2.52	0.44
1:B:68:VAL:HG22	1:B:69:LEU:H	1.81	0.44
1:G:5:PRO:N	1:G:114:MET:CE	2.81	0.44
1:C:64:PRO:C	1:C:66:GLU:H	2.26	0.44

*Continued on next page...*

*Continued from previous page...*

Atom-1	Atom-2	Interatomic distance (Å)	Clash overlap (Å)
1:F:120:LEU:HA	1:F:120:LEU:HD23	1.50	0.44
1:A:20:ASN:HA	1:A:125:ASN:HB3	2.00	0.43
1:A:97:PRO:CG	1:A:108:TRP:NE1	2.81	0.43
1:B:12:GLN:O	1:B:31:ILE:HG23	2.18	0.43
1:B:76:THR:O	1:B:77:PHE:HB3	2.18	0.43
1:C:19:PHE:CD2	1:C:29:TYR:CE1	3.06	0.43
1:C:68:VAL:CG2	1:C:69:LEU:N	2.81	0.43
1:D:4:VAL:HB	1:D:5:PRO:HD2	2.00	0.43
1:E:31:ILE:CG2	1:E:32:LYS:N	2.79	0.43
1:A:32:LYS:HG3	1:A:69:LEU:HD12	2.00	0.43
1:B:68:VAL:CG2	1:B:69:LEU:N	2.79	0.43
1:F:5:PRO:HA	1:F:114:MET:CE	2.47	0.43
1:F:105:ARG:N	1:F:108:TRP:CZ3	2.77	0.43
1:H:120:LEU:HD23	1:H:120:LEU:HA	1.55	0.43
1:A:116:ARG:CG	1:A:116:ARG:NH1	2.79	0.43
1:A:122:ILE:N	1:A:122:ILE:CD1	2.80	0.43
1:D:94:THR:OG1	1:D:95:ASN:N	2.50	0.43
1:E:55:VAL:CG1	1:E:56:ASP:N	2.81	0.43
1:G:76:THR:O	1:G:77:PHE:HB3	2.17	0.43
1:H:116:ARG:CG	1:H:116:ARG:NH1	2.80	0.43
1:D:21:ALA:HB1	1:D:22:PRO:CA	2.36	0.43
1:G:114:MET:HE2	1:G:114:MET:HB2	1.84	0.43
1:H:12:GLN:HA	1:H:13:PRO:C	2.43	0.43
1:A:109:PHE:CD2	1:A:115:VAL:HG21	2.53	0.43
1:D:5:PRO:HA	1:D:6:PRO:HD3	1.81	0.43
1:G:68:VAL:CG2	1:G:69:LEU:N	2.81	0.43
1:B:31:ILE:CG2	1:B:32:LYS:N	2.80	0.43
1:C:31:ILE:CG2	1:C:32:LYS:N	2.79	0.43
1:C:76:THR:O	1:C:77:PHE:HB3	2.17	0.43
1:E:4:VAL:HB	1:E:5:PRO:HD2	2.01	0.43
1:F:68:VAL:CG2	1:F:69:LEU:N	2.79	0.43
1:H:94:THR:OG1	1:H:95:ASN:N	2.51	0.43
1:H:116:ARG:HG2	1:H:116:ARG:NH1	2.21	0.43
1:A:57:PRO:HA	1:A:58:PRO:HD3	1.86	0.43
1:A:97:PRO:O	1:A:99:GLY:N	2.52	0.43
1:C:18:VAL:HG13	1:C:123:GLU:O	2.18	0.43
1:C:42:GLY:O	1:C:93:TRP:HA	2.19	0.43
1:F:4:VAL:HB	1:F:5:PRO:HD2	2.01	0.43
1:F:122:ILE:N	1:F:122:ILE:CD1	2.82	0.43
1:G:61:VAL:C	1:G:62:LEU:HD12	2.43	0.43
1:C:4:VAL:HB	1:C:5:PRO:HD2	2.01	0.43

*Continued on next page...*

*Continued from previous page...*

Atom-1	Atom-2	Interatomic distance (Å)	Clash overlap (Å)
1:H:122:ILE:N	1:H:122:ILE:CD1	2.82	0.43
1:B:12:GLN:HA	1:B:13:PRO:C	2.43	0.43
1:E:122:ILE:N	1:E:122:ILE:CD1	2.82	0.43
1:C:5:PRO:HA	1:C:6:PRO:HD3	1.82	0.43
1:H:32:LYS:HG3	1:H:69:LEU:HD12	2.01	0.43
1:B:4:VAL:HB	1:B:5:PRO:HD2	2.00	0.42
1:F:61:VAL:C	1:F:62:LEU:HD12	2.43	0.42
1:H:68:VAL:HG22	1:H:69:LEU:H	1.84	0.42
1:H:76:THR:O	1:H:77:PHE:HB3	2.19	0.42
1:A:19:PHE:HA	1:A:29:TYR:OH	2.18	0.42
1:A:96:THR:CB	1:A:97:PRO:HD2	2.49	0.42
1:D:55:VAL:CG1	1:D:56:ASP:H	2.30	0.42
1:H:64:PRO:C	1:H:66:GLU:H	2.27	0.42
1:A:17:ILE:HD12	1:A:19:PHE:HE1	1.83	0.42
1:B:5:PRO:HA	1:B:114:MET:HE3	2.00	0.42
1:B:19:PHE:CD2	1:B:29:TYR:CE1	3.07	0.42
1:C:78:ASN:C	1:C:80:ALA:N	2.77	0.42
1:D:12:GLN:O	1:D:31:ILE:HG23	2.18	0.42
1:D:42:GLY:O	1:D:93:TRP:HA	2.20	0.42
1:E:32:LYS:HG3	1:E:69:LEU:HD12	2.01	0.42
1:E:45:ILE:HD12	1:E:91:ILE:HG12	1.98	0.42
1:G:68:VAL:HG22	1:G:69:LEU:H	1.84	0.42
1:H:4:VAL:HB	1:H:5:PRO:HD2	2.00	0.42
1:C:55:VAL:CG1	1:C:56:ASP:H	2.28	0.42
1:D:105:ARG:N	1:D:108:TRP:CZ3	2.79	0.42
1:E:116:ARG:CG	1:E:116:ARG:NH1	2.79	0.42
1:G:12:GLN:O	1:G:31:ILE:HG23	2.19	0.42
1:G:12:GLN:HA	1:G:13:PRO:C	2.44	0.42
1:A:4:VAL:HB	1:A:5:PRO:HD2	2.00	0.42
1:B:116:ARG:CG	1:B:116:ARG:NH1	2.80	0.42
1:C:68:VAL:HG22	1:C:69:LEU:H	1.84	0.42
1:F:32:LYS:HG3	1:F:69:LEU:HD12	2.01	0.42
1:F:116:ARG:CG	1:F:116:ARG:NH1	2.80	0.42
1:G:5:PRO:CA	1:G:114:MET:HE3	2.48	0.42
1:A:12:GLN:HA	1:A:13:PRO:C	2.43	0.42
1:B:78:ASN:C	1:B:80:ALA:N	2.77	0.42
1:B:96:THR:CG2	1:B:97:PRO:HD2	2.49	0.42
1:D:116:ARG:CG	1:D:116:ARG:NH1	2.80	0.42
1:H:68:VAL:CG2	1:H:69:LEU:N	2.82	0.42
1:G:109:PHE:CD2	1:G:115:VAL:HG21	2.54	0.42
1:B:43:TRP:CD1	1:B:62:LEU:HD13	2.55	0.42

*Continued on next page...*

*Continued from previous page...*

Atom-1	Atom-2	Interatomic distance (Å)	Clash overlap (Å)
1:B:61:VAL:C	1:B:62:LEU:HD12	2.44	0.42
1:C:94:THR:OG1	1:C:95:ASN:N	2.52	0.42
1:F:31:ILE:CG2	1:F:32:LYS:N	2.82	0.42
1:C:83:ASP:C	1:C:84:LEU:HG	2.45	0.42
1:F:64:PRO:C	1:F:66:GLU:H	2.27	0.42
1:D:64:PRO:C	1:D:66:GLU:H	2.27	0.41
1:E:114:MET:HE2	1:E:114:MET:HB2	1.87	0.41
1:F:12:GLN:O	1:F:31:ILE:HG23	2.20	0.41
1:C:40:ARG:HB3	1:C:96:THR:OG1	2.20	0.41
1:G:6:PRO:HA	1:G:95:ASN:OD1	2.20	0.41
1:A:40:ARG:NH1	1:A:102:LYS:HG3	2.34	0.41
1:F:68:VAL:HG22	1:F:69:LEU:H	1.82	0.41
1:G:45:ILE:HD12	1:G:91:ILE:HG12	1.99	0.41
1:A:64:PRO:C	1:A:66:GLU:H	2.28	0.41
1:A:94:THR:OG1	1:A:95:ASN:N	2.52	0.41
1:H:91:ILE:O	1:H:117:ARG:HA	2.20	0.41
1:D:77:PHE:CD2	1:D:78:ASN:N	2.89	0.41
1:E:19:PHE:HA	1:E:29:TYR:OH	2.20	0.41
1:D:12:GLN:HA	1:D:13:PRO:C	2.44	0.41
1:D:32:LYS:HG3	1:D:69:LEU:HD12	2.02	0.41
1:D:97:PRO:O	1:D:99:GLY:N	2.54	0.41
1:G:104:PHE:CE1	1:G:109:PHE:HE1	2.39	0.41
1:A:21:ALA:CB	1:A:22:PRO:HA	2.30	0.41
1:A:31:ILE:CG2	1:A:32:LYS:N	2.83	0.41
1:D:83:ASP:C	1:D:84:LEU:HG	2.45	0.41
1:E:12:GLN:HA	1:E:13:PRO:C	2.46	0.41
1:F:6:PRO:HA	1:F:95:ASN:OD1	2.20	0.41
1:F:82:GLU:O	1:F:84:LEU:HG	2.20	0.41
1:H:18:VAL:HG13	1:H:123:GLU:O	2.21	0.41
1:H:55:VAL:CG1	1:H:70:MET:CE	2.97	0.41
1:B:32:LYS:HG3	1:B:69:LEU:HD12	2.03	0.41
1:C:114:MET:HE2	1:C:114:MET:HB2	1.85	0.41
1:E:40:ARG:HB3	1:E:96:THR:OG1	2.20	0.41
1:E:56:ASP:HA	1:E:57:PRO:HA	1.87	0.41
1:E:97:PRO:HG2	1:E:108:TRP:HE1	1.85	0.41
1:G:19:PHE:HA	1:G:29:TYR:OH	2.21	0.41
1:G:57:PRO:HA	1:G:58:PRO:HD3	1.85	0.41
1:A:107:GLU:C	1:A:109:PHE:N	2.79	0.41
1:B:109:PHE:CD2	1:B:115:VAL:HG21	2.56	0.41
1:C:97:PRO:O	1:C:99:GLY:N	2.54	0.41
1:F:83:ASP:C	1:F:84:LEU:HG	2.46	0.41

*Continued on next page...*

*Continued from previous page...*

Atom-1	Atom-2	Interatomic distance (Å)	Clash overlap (Å)
1:C:5:PRO:N	1:C:114:MET:CE	2.85	0.40
1:E:101:ALA:O	1:E:103:GLN:N	2.54	0.40
1:F:43:TRP:HA	1:F:92:GLU:O	2.21	0.40
1:F:55:VAL:HG11	1:F:70:MET:HE2	2.00	0.40
1:G:78:ASN:C	1:G:80:ALA:N	2.80	0.40
1:H:46:LYS:O	1:H:90:CYS:N	2.46	0.40
1:B:5:PRO:HA	1:B:6:PRO:HD3	1.82	0.40
1:B:64:PRO:C	1:B:66:GLU:H	2.29	0.40
1:C:104:PHE:CE1	1:C:109:PHE:HE1	2.40	0.40
1:A:5:PRO:HA	1:A:6:PRO:HD3	1.82	0.40
1:B:19:PHE:HA	1:B:29:TYR:OH	2.20	0.40
1:C:12:GLN:O	1:C:31:ILE:HG23	2.21	0.40
1:A:12:GLN:O	1:A:31:ILE:HG23	2.22	0.40
1:B:78:ASN:C	1:B:80:ALA:H	2.30	0.40
1:B:96:THR:CB	1:B:97:PRO:HD2	2.51	0.40
1:C:32:LYS:HG3	1:C:69:LEU:HD12	2.02	0.40
1:C:119:ASN:HB2	1:D:112:ASP:OD1	2.21	0.40
1:G:122:ILE:N	1:G:122:ILE:CD1	2.82	0.40
1:B:17:ILE:HD12	1:B:19:PHE:HE1	1.86	0.40
1:E:5:PRO:HA	1:E:6:PRO:HD3	1.79	0.40
1:E:45:ILE:HA	1:E:45:ILE:HD13	1.91	0.40
1:E:45:ILE:CG2	1:E:46:LYS:N	2.83	0.40
1:F:12:GLN:HA	1:F:13:PRO:C	2.46	0.40
1:G:53:LEU:N	1:G:53:LEU:CD2	2.75	0.40
1:G:83:ASP:C	1:G:84:LEU:HG	2.47	0.40
1:H:45:ILE:HD12	1:H:91:ILE:HG12	2.00	0.40

There are no symmetry-related clashes.

## 5.3 Torsion angles [\(i\)](#)

### 5.3.1 Protein backbone [\(i\)](#)

In the following table, the Percentiles column shows the percent Ramachandran outliers of the chain as a percentile score with respect to all X-ray entries followed by that with respect to entries of similar resolution.

The Analysed column shows the number of residues for which the backbone conformation was analysed, and the total number of residues.

Mol	Chain	Analysed	Favoured	Allowed	Outliers	Percentiles	
1	A	122/126 (97%)	103 (84%)	14 (12%)	5 (4%)	2	15
1	B	122/126 (97%)	103 (84%)	15 (12%)	4 (3%)	3	19
1	C	122/126 (97%)	102 (84%)	16 (13%)	4 (3%)	3	19
1	D	122/126 (97%)	103 (84%)	15 (12%)	4 (3%)	3	19
1	E	122/126 (97%)	104 (85%)	15 (12%)	3 (2%)	4	23
1	F	122/126 (97%)	102 (84%)	16 (13%)	4 (3%)	3	19
1	G	122/126 (97%)	103 (84%)	15 (12%)	4 (3%)	3	19
1	H	122/126 (97%)	103 (84%)	17 (14%)	2 (2%)	7	31
All	All	976/1008 (97%)	823 (84%)	123 (13%)	30 (3%)	3	20

All (30) Ramachandran outliers are listed below:

Mol	Chain	Res	Type
1	A	79	ALA
1	A	98	ASP
1	B	98	ASP
1	C	79	ALA
1	C	98	ASP
1	C	111	GLY
1	D	98	ASP
1	E	98	ASP
1	F	98	ASP
1	A	111	GLY
1	B	79	ALA
1	D	102	LYS
1	D	111	GLY
1	F	79	ALA
1	G	79	ALA
1	G	98	ASP
1	G	111	GLY
1	H	79	ALA
1	A	102	LYS
1	F	15	SER
1	H	15	SER
1	A	15	SER
1	B	15	SER
1	B	40	ARG
1	C	15	SER
1	D	15	SER
1	E	15	SER

*Continued on next page...*

*Continued from previous page...*

Mol	Chain	Res	Type
1	E	102	LYS
1	G	15	SER
1	F	111	GLY

### 5.3.2 Protein sidechains [i](#)

In the following table, the Percentiles column shows the percent sidechain outliers of the chain as a percentile score with respect to all X-ray entries followed by that with respect to entries of similar resolution.

The Analysed column shows the number of residues for which the sidechain conformation was analysed, and the total number of residues.

Mol	Chain	Analysed	Rotameric	Outliers	Percentiles	
1	A	106/107 (99%)	79 (74%)	27 (26%)	0	3
1	B	106/107 (99%)	76 (72%)	30 (28%)	0	2
1	C	106/107 (99%)	77 (73%)	29 (27%)	0	2
1	D	106/107 (99%)	77 (73%)	29 (27%)	0	2
1	E	106/107 (99%)	79 (74%)	27 (26%)	0	3
1	F	106/107 (99%)	78 (74%)	28 (26%)	0	2
1	G	106/107 (99%)	77 (73%)	29 (27%)	0	2
1	H	106/107 (99%)	77 (73%)	29 (27%)	0	2
All	All	848/856 (99%)	620 (73%)	228 (27%)	0	2

All (228) residues with a non-rotameric sidechain are listed below:

Mol	Chain	Res	Type
1	A	4	VAL
1	A	8	ASP
1	A	9	ILE
1	A	15	SER
1	A	17	ILE
1	A	32	LYS
1	A	34	THR
1	A	40	ARG
1	A	50	MET
1	A	53	LEU
1	A	69	LEU
1	A	70	MET

*Continued on next page...*

*Continued from previous page...*

<b>Mol</b>	<b>Chain</b>	<b>Res</b>	<b>Type</b>
1	A	73	SER
1	A	76	THR
1	A	82	GLU
1	A	84	LEU
1	A	85	ASN
1	A	88	ARG
1	A	89	ILE
1	A	91	ILE
1	A	96	THR
1	A	106	ARG
1	A	112	ASP
1	A	114	MET
1	A	115	VAL
1	A	116	ARG
1	A	122	ILE
1	B	4	VAL
1	B	8	ASP
1	B	9	ILE
1	B	15	SER
1	B	17	ILE
1	B	24	ASP
1	B	25	ASP
1	B	32	LYS
1	B	34	THR
1	B	40	ARG
1	B	50	MET
1	B	53	LEU
1	B	69	LEU
1	B	70	MET
1	B	73	SER
1	B	76	THR
1	B	81	THR
1	B	82	GLU
1	B	84	LEU
1	B	85	ASN
1	B	88	ARG
1	B	89	ILE
1	B	91	ILE
1	B	96	THR
1	B	105	ARG
1	B	106	ARG
1	B	114	MET

*Continued on next page...*

*Continued from previous page...*

<b>Mol</b>	<b>Chain</b>	<b>Res</b>	<b>Type</b>
1	B	115	VAL
1	B	116	ARG
1	B	122	ILE
1	C	4	VAL
1	C	8	ASP
1	C	9	ILE
1	C	15	SER
1	C	17	ILE
1	C	24	ASP
1	C	25	ASP
1	C	32	LYS
1	C	34	THR
1	C	40	ARG
1	C	50	MET
1	C	53	LEU
1	C	69	LEU
1	C	70	MET
1	C	73	SER
1	C	76	THR
1	C	82	GLU
1	C	84	LEU
1	C	85	ASN
1	C	88	ARG
1	C	89	ILE
1	C	91	ILE
1	C	96	THR
1	C	102	LYS
1	C	106	ARG
1	C	114	MET
1	C	115	VAL
1	C	116	ARG
1	C	122	ILE
1	D	4	VAL
1	D	8	ASP
1	D	9	ILE
1	D	15	SER
1	D	17	ILE
1	D	24	ASP
1	D	25	ASP
1	D	32	LYS
1	D	34	THR
1	D	40	ARG

*Continued on next page...*

*Continued from previous page...*

<b>Mol</b>	<b>Chain</b>	<b>Res</b>	<b>Type</b>
1	D	50	MET
1	D	53	LEU
1	D	69	LEU
1	D	70	MET
1	D	73	SER
1	D	76	THR
1	D	81	THR
1	D	84	LEU
1	D	85	ASN
1	D	88	ARG
1	D	89	ILE
1	D	91	ILE
1	D	96	THR
1	D	106	ARG
1	D	112	ASP
1	D	114	MET
1	D	115	VAL
1	D	116	ARG
1	D	122	ILE
1	E	4	VAL
1	E	8	ASP
1	E	9	ILE
1	E	15	SER
1	E	17	ILE
1	E	24	ASP
1	E	25	ASP
1	E	32	LYS
1	E	34	THR
1	E	40	ARG
1	E	50	MET
1	E	53	LEU
1	E	69	LEU
1	E	70	MET
1	E	73	SER
1	E	76	THR
1	E	84	LEU
1	E	85	ASN
1	E	88	ARG
1	E	89	ILE
1	E	91	ILE
1	E	96	THR
1	E	106	ARG

*Continued on next page...*

*Continued from previous page...*

<b>Mol</b>	<b>Chain</b>	<b>Res</b>	<b>Type</b>
1	E	114	MET
1	E	115	VAL
1	E	116	ARG
1	E	122	ILE
1	F	4	VAL
1	F	8	ASP
1	F	9	ILE
1	F	15	SER
1	F	17	ILE
1	F	24	ASP
1	F	25	ASP
1	F	32	LYS
1	F	34	THR
1	F	40	ARG
1	F	50	MET
1	F	53	LEU
1	F	69	LEU
1	F	70	MET
1	F	73	SER
1	F	76	THR
1	F	84	LEU
1	F	85	ASN
1	F	88	ARG
1	F	89	ILE
1	F	91	ILE
1	F	96	THR
1	F	106	ARG
1	F	112	ASP
1	F	114	MET
1	F	115	VAL
1	F	116	ARG
1	F	122	ILE
1	G	4	VAL
1	G	8	ASP
1	G	9	ILE
1	G	15	SER
1	G	17	ILE
1	G	24	ASP
1	G	25	ASP
1	G	32	LYS
1	G	34	THR
1	G	40	ARG

*Continued on next page...*

*Continued from previous page...*

<b>Mol</b>	<b>Chain</b>	<b>Res</b>	<b>Type</b>
1	G	50	MET
1	G	53	LEU
1	G	69	LEU
1	G	70	MET
1	G	73	SER
1	G	76	THR
1	G	82	GLU
1	G	84	LEU
1	G	85	ASN
1	G	88	ARG
1	G	89	ILE
1	G	91	ILE
1	G	96	THR
1	G	106	ARG
1	G	112	ASP
1	G	114	MET
1	G	115	VAL
1	G	116	ARG
1	G	122	ILE
1	H	4	VAL
1	H	8	ASP
1	H	9	ILE
1	H	15	SER
1	H	17	ILE
1	H	24	ASP
1	H	25	ASP
1	H	32	LYS
1	H	34	THR
1	H	39	ARG
1	H	40	ARG
1	H	50	MET
1	H	53	LEU
1	H	69	LEU
1	H	70	MET
1	H	73	SER
1	H	76	THR
1	H	84	LEU
1	H	85	ASN
1	H	88	ARG
1	H	89	ILE
1	H	91	ILE
1	H	96	THR

*Continued on next page...*

*Continued from previous page...*

Mol	Chain	Res	Type
1	H	106	ARG
1	H	114	MET
1	H	115	VAL
1	H	116	ARG
1	H	117	ARG
1	H	122	ILE

Sometimes sidechains can be flipped to improve hydrogen bonding and reduce clashes. All (17) such sidechains are listed below:

Mol	Chain	Res	Type
1	A	27	HIS
1	A	85	ASN
1	B	27	HIS
1	B	85	ASN
1	C	27	HIS
1	C	85	ASN
1	D	27	HIS
1	D	85	ASN
1	D	119	ASN
1	E	27	HIS
1	E	85	ASN
1	F	27	HIS
1	F	85	ASN
1	G	27	HIS
1	G	85	ASN
1	H	27	HIS
1	H	85	ASN

### 5.3.3 RNA [i](#)

There are no RNA molecules in this entry.

### 5.4 Non-standard residues in protein, DNA, RNA chains [i](#)

There are no non-standard protein/DNA/RNA residues in this entry.

### 5.5 Carbohydrates [i](#)

There are no oligosaccharides in this entry.

## 5.6 Ligand geometry [i](#)

There are no ligands in this entry.

## 5.7 Other polymers [i](#)

There are no such residues in this entry.

## 5.8 Polymer linkage issues [i](#)

There are no chain breaks in this entry.

## 6 Fit of model and data

### 6.1 Protein, DNA and RNA chains

EDS was not executed - this section is therefore empty.

### 6.2 Non-standard residues in protein, DNA, RNA chains

EDS was not executed - this section is therefore empty.

### 6.3 Carbohydrates

EDS was not executed - this section is therefore empty.

### 6.4 Ligands

EDS was not executed - this section is therefore empty.

### 6.5 Other polymers

EDS was not executed - this section is therefore empty.