



Full wwPDB X-ray Structure Validation Report ⓘ

Mar 10, 2026 – 12:36 AM UTC

PDB ID : 4MS2 / pdb_00004ms2
Title : Structural basis of Ca²⁺ selectivity of a voltage-gated calcium channel
Authors : Tang, L.; Gamal El-Din, T.M.; Payandeh, J.; Martinez, G.Q.; Heard, T.M.; Scheuer, T.; Zheng, N.; Catterall, W.A.
Deposited on : 2013-09-18
Resolution : 2.75 Å (reported)

This is a Full wwPDB X-ray Structure Validation Report for a publicly released PDB entry.

We welcome your comments at validation@mail.wwpdb.org

A user guide is available at

<https://www.wwpdb.org/validation/2017/XrayValidationReportHelp>

with specific help available everywhere you see the ⓘ symbol.

The types of validation reports are described at

<http://www.wwpdb.org/validation/2017/FAQs#types>.

The following versions of software and data (see [references ⓘ](#)) were used in the production of this report:

MolProbity : 4-5-2 with Phenix2.0
Mogul : 2022.3.0, CSD as543be (2022)
Xtrriage (Phenix) : 2.0
EDS : 3.0
Buster-report : wwPDB partial adaption of 1.1.7 (2018)
Percentile statistics : 20250101.v01 (using entries in the PDB archive January 1st 2025)
CCP4 : 9.0.010 (Gargrove)
Density-Fitness : 1.0.12
Ideal geometry (proteins) : Engh & Huber (2001)
Ideal geometry (DNA, RNA) : Parkinson et al. (1996)
Validation Pipeline (wwPDB-VP) : 2.49

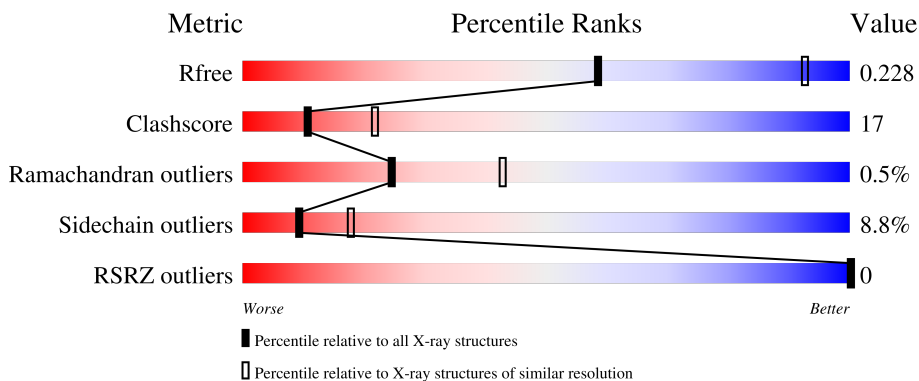
1 Overall quality at a glance

The following experimental techniques were used to determine the structure:

X-RAY DIFFRACTION

The reported resolution of this entry is 2.75 Å.

Percentile scores (ranging between 0-100) for global validation metrics of the entry are shown in the following graphic. The table shows the number of entries on which the scores are based.



Metric	Whole archive (#Entries)	Similar resolution (#Entries, resolution range(Å))
R_{free}	180053	1009 (2.76-2.76)
Clashscore	190562	1044 (2.76-2.76)
Ramachandran outliers	187476	1024 (2.76-2.76)
Sidechain outliers	187428	1024 (2.76-2.76)
RSRZ outliers	180081	1009 (2.76-2.76)

The table below summarises the geometric issues observed across the polymeric chains and their fit to the electron density. The red, orange, yellow and green segments of the lower bar indicate the fraction of residues that contain outliers for ≥ 3 , 2, 1 and 0 types of geometric quality criteria respectively. A grey segment represents the fraction of residues that are not modelled. The numeric value for each fraction is indicated below the corresponding segment, with a dot representing fractions $\leq 5\%$. The upper red bar (where present) indicates the fraction of residues that have poor fit to the electron density. The numeric value is given above the bar.

Mol	Chain	Length	Quality of chain
1	A	237	 56% 32% 8%
1	B	237	 57% 31% 5% 8%
1	C	237	 58% 31% 8%
1	D	237	 58% 30% 8%

2 Entry composition i

There are 4 unique types of molecules in this entry. The entry contains 7889 atoms, of which 0 are hydrogens and 0 are deuteriums.

In the tables below, the ZeroOcc column contains the number of atoms modelled with zero occupancy, the AltConf column contains the number of residues with at least one atom in alternate conformation and the Trace column contains the number of residues modelled with at most 2 atoms.

- Molecule 1 is a protein called Ion transport protein.

Mol	Chain	Residues	Atoms					ZeroOcc	AltConf	Trace
			Total	C	N	O	S			
1	A	219	1798	1224	269	294	11	0	0	0
1	B	219	1798	1224	269	294	11	0	0	0
1	C	219	1798	1224	269	294	11	0	0	0
1	D	219	1798	1224	269	294	11	0	0	0

There are 88 discrepancies between the modelled and reference sequences:

Chain	Residue	Modelled	Actual	Comment	Reference
A	983	MET	-	expression tag	UNP A8EVM5
A	984	ASP	-	expression tag	UNP A8EVM5
A	985	TYR	-	expression tag	UNP A8EVM5
A	986	LYS	-	expression tag	UNP A8EVM5
A	987	ASP	-	expression tag	UNP A8EVM5
A	988	ASP	-	expression tag	UNP A8EVM5
A	989	ASP	-	expression tag	UNP A8EVM5
A	990	ASP	-	expression tag	UNP A8EVM5
A	991	LYS	-	expression tag	UNP A8EVM5
A	992	GLY	-	expression tag	UNP A8EVM5
A	993	SER	-	expression tag	UNP A8EVM5
A	994	LEU	-	expression tag	UNP A8EVM5
A	995	VAL	-	expression tag	UNP A8EVM5
A	996	PRO	-	expression tag	UNP A8EVM5
A	997	ARG	-	expression tag	UNP A8EVM5
A	998	GLY	-	expression tag	UNP A8EVM5
A	999	SER	-	expression tag	UNP A8EVM5
A	1000	HIS	-	expression tag	UNP A8EVM5
A	1177	ASP	GLU	conflict	UNP A8EVM5
A	1178	ASP	SER	conflict	UNP A8EVM5
A	1181	ASN	MET	conflict	UNP A8EVM5

Continued on next page...

Continued from previous page...

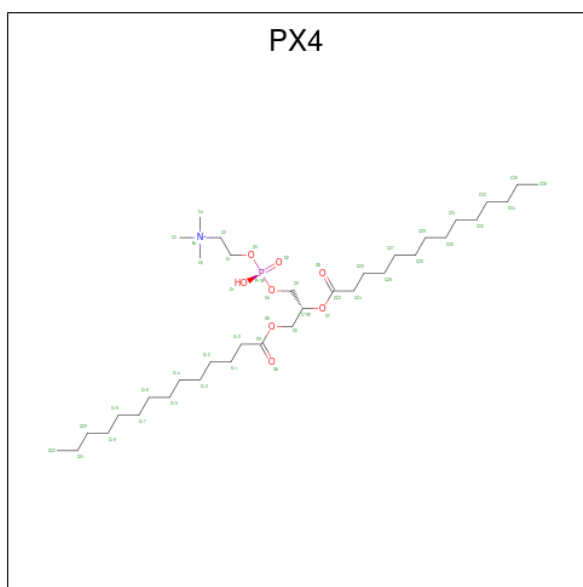
Chain	Residue	Modelled	Actual	Comment	Reference
A	1217	CYS	ILE	conflict	UNP A8EVM5
B	983	MET	-	expression tag	UNP A8EVM5
B	984	ASP	-	expression tag	UNP A8EVM5
B	985	TYR	-	expression tag	UNP A8EVM5
B	986	LYS	-	expression tag	UNP A8EVM5
B	987	ASP	-	expression tag	UNP A8EVM5
B	988	ASP	-	expression tag	UNP A8EVM5
B	989	ASP	-	expression tag	UNP A8EVM5
B	990	ASP	-	expression tag	UNP A8EVM5
B	991	LYS	-	expression tag	UNP A8EVM5
B	992	GLY	-	expression tag	UNP A8EVM5
B	993	SER	-	expression tag	UNP A8EVM5
B	994	LEU	-	expression tag	UNP A8EVM5
B	995	VAL	-	expression tag	UNP A8EVM5
B	996	PRO	-	expression tag	UNP A8EVM5
B	997	ARG	-	expression tag	UNP A8EVM5
B	998	GLY	-	expression tag	UNP A8EVM5
B	999	SER	-	expression tag	UNP A8EVM5
B	1000	HIS	-	expression tag	UNP A8EVM5
B	1177	ASP	GLU	conflict	UNP A8EVM5
B	1178	ASP	SER	conflict	UNP A8EVM5
B	1181	ASN	MET	conflict	UNP A8EVM5
B	1217	CYS	ILE	conflict	UNP A8EVM5
C	983	MET	-	expression tag	UNP A8EVM5
C	984	ASP	-	expression tag	UNP A8EVM5
C	985	TYR	-	expression tag	UNP A8EVM5
C	986	LYS	-	expression tag	UNP A8EVM5
C	987	ASP	-	expression tag	UNP A8EVM5
C	988	ASP	-	expression tag	UNP A8EVM5
C	989	ASP	-	expression tag	UNP A8EVM5
C	990	ASP	-	expression tag	UNP A8EVM5
C	991	LYS	-	expression tag	UNP A8EVM5
C	992	GLY	-	expression tag	UNP A8EVM5
C	993	SER	-	expression tag	UNP A8EVM5
C	994	LEU	-	expression tag	UNP A8EVM5
C	995	VAL	-	expression tag	UNP A8EVM5
C	996	PRO	-	expression tag	UNP A8EVM5
C	997	ARG	-	expression tag	UNP A8EVM5
C	998	GLY	-	expression tag	UNP A8EVM5
C	999	SER	-	expression tag	UNP A8EVM5
C	1000	HIS	-	expression tag	UNP A8EVM5
C	1177	ASP	GLU	conflict	UNP A8EVM5

Continued on next page...

Continued from previous page...

Chain	Residue	Modelled	Actual	Comment	Reference
C	1178	ASP	SER	conflict	UNP A8EVM5
C	1181	ASN	MET	conflict	UNP A8EVM5
C	1217	CYS	ILE	conflict	UNP A8EVM5
D	983	MET	-	expression tag	UNP A8EVM5
D	984	ASP	-	expression tag	UNP A8EVM5
D	985	TYR	-	expression tag	UNP A8EVM5
D	986	LYS	-	expression tag	UNP A8EVM5
D	987	ASP	-	expression tag	UNP A8EVM5
D	988	ASP	-	expression tag	UNP A8EVM5
D	989	ASP	-	expression tag	UNP A8EVM5
D	990	ASP	-	expression tag	UNP A8EVM5
D	991	LYS	-	expression tag	UNP A8EVM5
D	992	GLY	-	expression tag	UNP A8EVM5
D	993	SER	-	expression tag	UNP A8EVM5
D	994	LEU	-	expression tag	UNP A8EVM5
D	995	VAL	-	expression tag	UNP A8EVM5
D	996	PRO	-	expression tag	UNP A8EVM5
D	997	ARG	-	expression tag	UNP A8EVM5
D	998	GLY	-	expression tag	UNP A8EVM5
D	999	SER	-	expression tag	UNP A8EVM5
D	1000	HIS	-	expression tag	UNP A8EVM5
D	1177	ASP	GLU	conflict	UNP A8EVM5
D	1178	ASP	SER	conflict	UNP A8EVM5
D	1181	ASN	MET	conflict	UNP A8EVM5
D	1217	CYS	ILE	conflict	UNP A8EVM5

- Molecule 2 is 1,2-DIMYRISTOYL-SN-GLYCERO-3-PHOSPHOCHOLINE (CCD ID: PX4) (formula: C₃₆H₇₃NO₈P).



Mol	Chain	Residues	Atoms				ZeroOcc	AltConf	
2	A	1	Total	C	O	P	0	0	
			21	13	7	1			
2	A	1	Total	C	O	P	0	0	
			41	32	8	1			
2	A	1	Total	C	N	O	P	0	0
			41	31	1	8	1		
2	A	1	Total	C	N	O	P	0	0
			46	36	1	8	1		
2	B	1	Total	C	O	P	0	0	
			21	13	7	1			
2	B	1	Total	C	O	P	0	0	
			41	32	8	1			
2	B	1	Total	C	N	O	P	0	0
			40	30	1	8	1		
2	B	1	Total	C	N	O	P	0	0
			46	36	1	8	1		
2	B	1	Total	C			0	0	
			14	14					
2	B	1	Total	C			0	0	
			14	14					
2	C	1	Total	C	O	P	0	0	
			21	13	7	1			
2	C	1	Total	C	O	P	0	0	
			41	32	8	1			
2	C	1	Total	C	N	O	P	0	0
			43	33	1	8	1		
2	C	1	Total	C	N	O	P	0	0
			42	32	1	8	1		

Continued on next page...

Continued from previous page...


Mol	Chain	Residues	Atoms	ZeroOcc	AltConf
2	C	1	Total C N O P 46 36 1 8 1	0	0
2	C	1	Total C 14 14	0	0
2	D	1	Total C O P 21 13 7 1	0	0
2	D	1	Total C O P 41 32 8 1	0	0
2	D	1	Total C N O P 46 36 1 8 1	0	0
2	D	1	Total C 14 14	0	0

- Molecule 3 is CALCIUM ION (CCD ID: CA) (formula: Ca).

Mol	Chain	Residues	Atoms	ZeroOcc	AltConf
3	A	3	Total Ca 3 3	0	0
3	D	2	Total Ca 2 2	0	0

- Molecule 4 is water.

Mol	Chain	Residues	Atoms	ZeroOcc	AltConf
4	A	10	Total O 10 10	0	0
4	B	8	Total O 8 8	0	0
4	C	9	Total O 9 9	0	0
4	D	11	Total O 11 11	0	0



- Molecule 1: Ion transport protein

Chain D: 58% 30% 8%



4 Data and refinement statistics i

Property	Value	Source
Space group	C 1 2 1	Depositor
Cell constants a, b, c, α , β , γ	177.79Å 177.54Å 131.14Å 90.00° 132.69° 90.00°	Depositor
Resolution (Å)	40.37 – 2.75 40.37 – 2.75	Depositor EDS
% Data completeness (in resolution range)	94.0 (40.37-2.75) 93.8 (40.37-2.75)	Depositor EDS
R_{merge}	0.08	Depositor
R_{sym}	(Not available)	Depositor
$\langle I/\sigma(I) \rangle$ ¹	1.51 (at 2.77Å)	Xtrriage
Refinement program	PHENIX (phenix.refine: 1.8.2_1309)	Depositor
R, R_{free}	0.232 , 0.255 (Not available) , 0.228	Depositor DCC
R_{free} test set	3717 reflections (4.79%)	wwPDB-VP
Wilson B-factor (Å ²)	77.4	Xtrriage
Anisotropy	0.485	Xtrriage
Bulk solvent k_{sol} (e/Å ³), B_{sol} (Å ²)	0.29 , 72.1	EDS
L-test for twinning ²	$\langle L \rangle = 0.52$, $\langle L^2 \rangle = 0.35$	Xtrriage
Estimated twinning fraction	0.447 for -k,-h,-1/2*h+1/2*k-l 0.457 for k,h,-1/2*h-1/2*k-l 0.457 for h,-k,-h-l	Xtrriage
F_o, F_c correlation	0.95	EDS
Total number of atoms	7889	wwPDB-VP
Average B, all atoms (Å ²)	75.0	wwPDB-VP

Xtrriage's analysis on translational NCS is as follows: *The largest off-origin peak in the Patterson function is 4.81% of the height of the origin peak. No significant pseudotranslation is detected.*

¹Intensities estimated from amplitudes.

²Theoretical values of $\langle |L| \rangle$, $\langle L^2 \rangle$ for acentric reflections are 0.5, 0.333 respectively for untwinned datasets, and 0.375, 0.2 for perfectly twinned datasets.

5 Model quality i

5.1 Standard geometry i

Bond lengths and bond angles in the following residue types are not validated in this section: PX4, CA

The Z score for a bond length (or angle) is the number of standard deviations the observed value is removed from the expected value. A bond length (or angle) with $|Z| > 5$ is considered an outlier worth inspection. RMSZ is the root-mean-square of all Z scores of the bond lengths (or angles).

Mol	Chain	Bond lengths		Bond angles	
		RMSZ	# $ Z > 5$	RMSZ	# $ Z > 5$
1	A	0.71	2/1849 (0.1%)	1.02	3/2517 (0.1%)
1	B	0.69	0/1849	0.98	2/2517 (0.1%)
1	C	0.74	0/1849	1.02	3/2517 (0.1%)
1	D	0.68	1/1849 (0.1%)	0.95	3/2517 (0.1%)
All	All	0.71	3/7396 (0.0%)	0.99	11/10068 (0.1%)

All (3) bond length outliers are listed below:

Mol	Chain	Res	Type	Atoms	Z	Observed(Å)	Ideal(Å)
1	A	1199	ILE	CA-C	5.52	1.58	1.52
1	A	1208	VAL	CA-CB	-5.34	1.48	1.54
1	D	1199	ILE	CA-C	5.16	1.57	1.52

All (11) bond angle outliers are listed below:

Mol	Chain	Res	Type	Atoms	Z	Observed(°)	Ideal(°)
1	C	1190	VAL	CB-CA-C	-6.43	105.13	111.30
1	A	1089	VAL	CA-C-N	6.10	126.12	119.90
1	A	1089	VAL	C-N-CA	6.10	126.12	119.90
1	B	1190	VAL	CB-CA-C	-5.84	105.69	111.30
1	B	1202	ILE	N-CA-C	-5.80	105.19	110.82
1	D	1156	PHE	CA-C-N	-5.75	114.06	120.45
1	D	1156	PHE	C-N-CA	-5.75	114.06	120.45
1	A	1190	VAL	CB-CA-C	-5.53	105.99	111.30
1	D	1177	ASP	N-CA-C	5.47	117.14	108.67
1	C	1156	PHE	CA-C-N	-5.11	114.55	119.87
1	C	1156	PHE	C-N-CA	-5.11	114.55	119.87

There are no chirality outliers.

There are no planarity outliers.

5.2 Too-close contacts

In the following table, the Non-H and H(model) columns list the number of non-hydrogen atoms and hydrogen atoms in the chain respectively. The H(added) column lists the number of hydrogen atoms added and optimized by MolProbity. The Clashes column lists the number of clashes within the asymmetric unit, whereas Symm-Clashes lists symmetry-related clashes.

Mol	Chain	Non-H	H(model)	H(added)	Clashes	Symm-Clashes
1	A	1798	0	1863	68	0
1	B	1798	0	1863	66	0
1	C	1798	0	1863	60	0
1	D	1798	0	1863	59	0
2	A	149	0	206	24	0
2	B	176	0	258	21	0
2	C	207	0	298	30	0
2	D	122	0	177	22	0
3	A	3	0	0	0	0
3	D	2	0	0	0	0
4	A	10	0	0	0	0
4	B	8	0	0	0	0
4	C	9	0	0	0	0
4	D	11	0	0	0	0
All	All	7889	0	8391	271	0

The all-atom clashscore is defined as the number of clashes found per 1000 atoms (including hydrogen atoms). The all-atom clashscore for this structure is 17.

All (271) close contacts within the same asymmetric unit are listed below, sorted by their clash magnitude.

Atom-1	Atom-2	Interatomic distance (Å)	Clash overlap (Å)
2:B:1302:PX4:H51	2:C:1304:PX4:O8	1.49	1.12
2:A:1305:PX4:H51	2:C:1303:PX4:O8	1.51	1.10
1:C:1155:ARG:HH21	2:C:1305:PX4:H11	1.36	0.89
1:A:1027:ILE:HG12	2:A:1305:PX4:H33	1.53	0.89
1:D:1092:SER:HB3	1:D:1093:SER:HB2	1.54	0.89
2:B:1302:PX4:C26	2:C:1304:PX4:O8	2.26	0.83
1:A:1033:THR:HG21	1:C:1163:LEU:HB2	1.61	0.82
2:C:1305:PX4:O8	2:C:1305:PX4:O4	1.98	0.81
1:D:1109:LEU:HD22	2:D:1304:PX4:H43	1.64	0.79
1:B:1026:GLY:HA3	2:B:1302:PX4:H41	1.66	0.78
1:B:1162:THR:HG22	1:B:1165:GLU:H	1.49	0.78
1:D:1162:THR:HG22	1:D:1165:GLU:H	1.49	0.78
1:C:1162:THR:HG22	1:C:1165:GLU:H	1.50	0.76

Continued on next page...

Continued from previous page...

Atom-1	Atom-2	Interatomic distance (Å)	Clash overlap (Å)
1:D:1190:VAL:O	2:D:1305:PX4:H5	1.90	0.72
2:A:1306:PX4:C23	2:D:1304:PX4:H51	2.20	0.71
1:A:1162:THR:HG22	1:A:1165:GLU:H	1.56	0.70
1:D:1127:ILE:HA	1:D:1130:MET:HE2	1.73	0.70
1:A:1175:THR:HG22	2:C:1306:PX4:H52	1.73	0.69
1:D:1063:ARG:HH12	1:D:1108:ARG:HH22	1.42	0.68
1:A:1103:VAL:HG11	1:C:1147:MET:HG3	1.77	0.67
1:D:1027:ILE:HG12	2:D:1304:PX4:H31	1.76	0.67
1:A:1126:VAL:HG11	1:A:1216:ILE:HG23	1.76	0.67
1:A:1006:THR:HG23	1:A:1066:VAL:HG13	1.77	0.67
2:A:1306:PX4:O8	2:D:1304:PX4:C26	2.43	0.66
2:A:1306:PX4:O8	2:D:1304:PX4:H51	1.94	0.66
1:C:1103:VAL:HG11	1:D:1147:MET:HG2	1.76	0.66
2:A:1305:PX4:C26	2:C:1303:PX4:O8	2.39	0.65
1:B:1038:MET:HE1	1:B:1045:THR:HG21	1.79	0.65
2:B:1304:PX4:H72	2:B:1304:PX4:H38	1.78	0.65
1:A:1075:PRO:HB3	2:A:1301:PX4:O6	1.98	0.64
1:B:1209:MET:HE1	2:B:1305:PX4:H62	1.80	0.64
1:C:1026:GLY:HA3	2:C:1302:PX4:H41	1.80	0.64
2:A:1306:PX4:H6	1:B:1165:GLU:HG3	1.80	0.62
1:D:1184:VAL:HG12	1:D:1188:MET:HE2	1.80	0.62
1:B:1147:MET:HG2	1:D:1103:VAL:HG11	1.83	0.60
1:A:1169:THR:O	1:A:1173:VAL:HG23	2.02	0.59
2:A:1307:PX4:H35	2:A:1307:PX4:H71	1.85	0.59
2:A:1306:PX4:O8	2:A:1306:PX4:H15	2.02	0.59
2:B:1303:PX4:O8	2:B:1303:PX4:O4	2.20	0.59
1:D:1059:GLU:OE2	1:D:1063:ARG:NH1	2.36	0.59
1:B:1095:PHE:HB3	1:B:1097:ILE:HG12	1.85	0.59
1:D:1190:VAL:O	2:D:1305:PX4:C3	2.51	0.59
1:D:1109:LEU:HD22	2:D:1304:PX4:C22	2.33	0.59
1:A:1167:PHE:HB3	2:C:1304:PX4:H20	1.85	0.58
1:C:1155:ARG:HH21	2:C:1305:PX4:C5	2.14	0.58
2:C:1304:PX4:H26	2:C:1304:PX4:H53	1.86	0.58
1:A:1038:MET:HE1	1:A:1045:THR:HG21	1.85	0.58
1:C:1095:PHE:HB3	1:C:1097:ILE:HG12	1.86	0.58
2:D:1305:PX4:O2	2:D:1305:PX4:H4	2.04	0.58
1:C:1001:MET:HE3	1:C:1004:ARG:CZ	2.34	0.57
2:A:1305:PX4:O1	2:A:1305:PX4:H17	2.04	0.57
1:D:1169:THR:O	1:D:1173:VAL:HG23	2.04	0.57
1:A:1155:ARG:HH21	2:A:1307:PX4:H11	1.69	0.56
1:C:1165:GLU:HG3	2:C:1303:PX4:H4	1.87	0.56

Continued on next page...

Continued from previous page...

Atom-1	Atom-2	Interatomic distance (Å)	Clash overlap (Å)
1:C:1042:GLY:O	1:C:1046:THR:OG1	2.21	0.56
2:A:1306:PX4:O3	2:A:1306:PX4:H9	2.05	0.56
1:C:1155:ARG:NH2	2:C:1305:PX4:H11	2.14	0.56
1:A:1212:LEU:O	1:A:1216:ILE:HG13	2.06	0.56
1:D:1144:PHE:HZ	2:D:1305:PX4:H38	1.71	0.55
1:A:1024:LEU:HD23	1:A:1048:PHE:CZ	2.41	0.55
1:C:1169:THR:O	1:C:1173:VAL:HG23	2.06	0.55
1:D:1113:VAL:HG12	1:D:1114:PRO:O	2.07	0.55
2:A:1305:PX4:H64	1:C:1138:THR:HG22	1.89	0.55
1:B:1150:GLN:HG3	1:D:1100:VAL:HG22	1.88	0.55
1:B:1126:VAL:HG11	1:B:1216:ILE:HG23	1.87	0.55
1:B:1199:ILE:HB	1:B:1200:PRO:HD3	1.89	0.55
2:B:1302:PX4:H51	2:C:1304:PX4:C23	2.35	0.55
1:D:1080:ASP:OD2	1:D:1108:ARG:NH2	2.40	0.55
1:A:1150:GLN:HG3	1:B:1100:VAL:HG22	1.89	0.55
1:A:1075:PRO:CB	2:A:1301:PX4:O6	2.54	0.54
1:C:1064:ILE:O	1:C:1068:ARG:N	2.33	0.54
1:D:1001:MET:HE3	1:D:1004:ARG:NH1	2.23	0.54
1:B:1203:PHE:CD1	2:B:1306:PX4:H60	2.42	0.54
1:D:1199:ILE:HB	1:D:1200:PRO:HD3	1.89	0.54
2:C:1303:PX4:H9	2:C:1303:PX4:O3	2.07	0.54
1:A:1209:MET:HE1	2:C:1306:PX4:H63	1.89	0.53
1:B:1074:ASP:HB3	1:B:1077:SER:HB2	1.89	0.53
1:C:1100:VAL:O	1:C:1103:VAL:HG12	2.07	0.53
1:A:1188:MET:HA	1:A:1191:TYR:O	2.08	0.53
1:D:1083:VAL:HG11	1:D:1105:ARG:HA	1.91	0.53
1:C:1069:ILE:O	1:C:1073:LYS:HG3	2.09	0.53
1:A:1095:PHE:HB3	1:A:1097:ILE:HG12	1.91	0.53
1:B:1042:GLY:O	1:B:1046:THR:OG1	2.26	0.53
2:A:1306:PX4:O8	2:D:1304:PX4:H50	2.09	0.53
1:B:1163:LEU:HB2	1:D:1033:THR:HG21	1.90	0.53
1:A:1100:VAL:HG22	1:C:1150:GLN:HG3	1.90	0.52
1:C:1108:ARG:O	1:C:1111:THR:HG22	2.09	0.52
1:A:1209:MET:HE1	2:C:1306:PX4:H60	1.91	0.52
1:C:1001:MET:HG3	1:C:1004:ARG:HD3	1.91	0.52
1:D:1137:MET:HE1	1:D:1205:VAL:HG13	1.92	0.52
1:A:1199:ILE:HB	1:A:1200:PRO:HD3	1.92	0.52
1:B:1071:PHE:CE1	1:B:1077:SER:HB3	2.45	0.52
1:C:1083:VAL:HG11	1:C:1105:ARG:HA	1.92	0.52
1:D:1029:MET:SD	1:D:1106:LEU:HD21	2.51	0.51
1:C:1218:VAL:HG12	1:C:1219:ASP:OD1	2.11	0.51

Continued on next page...

Continued from previous page...

Atom-1	Atom-2	Interatomic distance (Å)	Clash overlap (Å)
2:C:1303:PX4:H8	1:D:1188:MET:SD	2.50	0.51
1:C:1051:ILE:O	1:C:1054:THR:OG1	2.25	0.51
1:A:1083:VAL:HG11	1:A:1105:ARG:HA	1.93	0.50
1:B:1147:MET:HE1	1:D:1101:LEU:HD23	1.93	0.50
1:D:1042:GLY:O	1:D:1046:THR:OG1	2.28	0.50
1:B:1030:GLY:O	1:B:1033:THR:HB	2.12	0.50
1:C:1206:THR:HG21	2:C:1306:PX4:H54	1.93	0.50
2:B:1304:PX4:H22	2:B:1304:PX4:H47	1.93	0.50
1:C:1054:THR:O	1:C:1057:THR:N	2.44	0.50
1:A:1140:PHE:CZ	1:A:1204:VAL:HG11	2.46	0.50
1:B:1079:PHE:CE2	1:B:1083:VAL:HG21	2.46	0.50
1:A:1071:PHE:CE1	1:A:1077:SER:HB3	2.47	0.50
1:A:1031:LEU:HD13	1:A:1037:PHE:CE1	2.47	0.49
1:A:1001:MET:HE3	1:A:1004:ARG:CZ	2.42	0.49
1:A:1048:PHE:O	1:A:1052:VAL:HG23	2.12	0.49
1:B:1115:GLN:O	1:B:1118:LYS:HB3	2.13	0.49
1:C:1025:ASN:OD1	1:C:1105:ARG:HD2	2.11	0.49
1:C:1048:PHE:O	1:C:1052:VAL:HG23	2.13	0.49
1:A:1133:VAL:HG11	1:A:1212:LEU:HD12	1.94	0.49
1:B:1038:MET:HE2	1:B:1038:MET:HA	1.95	0.49
1:A:1175:THR:HB	1:C:1176:LEU:HD13	1.93	0.49
1:B:1209:MET:HE1	2:B:1305:PX4:H58	1.95	0.49
1:C:1006:THR:HG23	1:C:1066:VAL:HG13	1.94	0.49
1:C:1097:ILE:HD13	2:D:1305:PX4:H57	1.94	0.49
1:A:1176:LEU:HD13	1:B:1175:THR:HB	1.95	0.48
1:D:1219:ASP:N	1:D:1219:ASP:OD1	2.46	0.48
1:B:1113:VAL:HG12	1:B:1114:PRO:O	2.13	0.48
1:C:1030:GLY:O	2:C:1302:PX4:O6	2.31	0.48
1:C:1203:PHE:CE1	2:C:1306:PX4:H59	2.48	0.48
1:C:1100:VAL:HG12	1:D:1147:MET:HE3	1.96	0.48
1:A:1137:MET:SD	1:A:1208:VAL:HG11	2.53	0.48
1:B:1203:PHE:CE1	2:B:1306:PX4:H60	2.49	0.48
1:B:1058:ILE:O	1:B:1062:LEU:HG	2.14	0.48
1:C:1165:GLU:HG3	2:C:1303:PX4:C2	2.43	0.48
1:B:1087:SER:CB	1:B:1105:ARG:HH21	2.27	0.48
1:D:1143:ILE:O	1:D:1147:MET:HG3	2.14	0.48
1:A:1030:GLY:O	1:A:1033:THR:HB	2.14	0.48
1:B:1079:PHE:O	1:B:1083:VAL:HG23	2.14	0.48
1:A:1219:ASP:N	1:A:1219:ASP:OD1	2.47	0.47
1:B:1038:MET:HE1	1:B:1045:THR:CG2	2.42	0.47
1:B:1053:ILE:HD11	1:B:1087:SER:HB2	1.95	0.47

Continued on next page...

Continued from previous page...

Atom-1	Atom-2	Interatomic distance (Å)	Clash overlap (Å)
2:B:1303:PX4:H2	2:B:1303:PX4:H13	1.32	0.47
1:C:1076:TRP:CD2	1:C:1117:ARG:HD3	2.49	0.47
1:C:1147:MET:HE1	2:C:1305:PX4:C17	2.44	0.47
1:A:1162:THR:HB	1:A:1165:GLU:OE2	2.14	0.47
1:B:1008:ILE:O	1:B:1011:SER:OG	2.22	0.47
1:B:1087:SER:HB3	1:B:1105:ARG:HH21	1.79	0.47
1:B:1087:SER:HA	1:B:1102:ARG:HG2	1.95	0.47
1:B:1202:ILE:O	1:B:1206:THR:OG1	2.24	0.47
1:B:1114:PRO:O	1:B:1115:GLN:HB2	2.13	0.47
1:A:1184:VAL:O	1:A:1188:MET:HG3	2.15	0.47
1:C:1152:PHE:O	1:C:1156:PHE:HB2	2.14	0.47
2:A:1306:PX4:H47	2:D:1304:PX4:H55	1.96	0.47
1:B:1048:PHE:O	1:B:1052:VAL:HG23	2.13	0.47
1:D:1198:PHE:O	1:D:1202:ILE:HG13	2.14	0.47
1:B:1080:ASP:O	1:B:1084:VAL:HG23	2.15	0.47
1:D:1032:GLU:HA	1:D:1038:MET:HE3	1.97	0.47
1:A:1009:VAL:HA	1:A:1014:PHE:CD2	2.50	0.47
1:C:1116:MET:O	1:C:1119:ILE:HG22	2.15	0.47
1:B:1105:ARG:HG3	1:B:1106:LEU:HD23	1.98	0.46
1:B:1147:MET:HE2	1:D:1100:VAL:HG12	1.97	0.46
1:B:1002:TYR:O	1:B:1005:ILE:HG12	2.14	0.46
1:C:1199:ILE:HB	1:C:1200:PRO:HD3	1.97	0.46
1:B:1209:MET:CE	2:B:1305:PX4:H58	2.45	0.46
1:C:1202:ILE:O	1:C:1206:THR:OG1	2.23	0.46
1:D:1206:THR:O	1:D:1210:ILE:HG13	2.16	0.46
1:C:1079:PHE:CE2	1:C:1083:VAL:HG21	2.51	0.46
1:A:1087:SER:HA	1:A:1102:ARG:HG2	1.97	0.46
1:A:1206:THR:O	1:A:1210:ILE:HG13	2.15	0.46
1:B:1019:ILE:HD13	1:B:1113:VAL:HG22	1.98	0.45
1:D:1025:ASN:OD1	1:D:1105:ARG:HD2	2.15	0.45
1:D:1076:TRP:CD1	1:D:1076:TRP:H	2.34	0.45
1:B:1184:VAL:O	1:B:1188:MET:HG3	2.17	0.45
2:A:1306:PX4:C23	2:D:1304:PX4:C26	2.92	0.45
1:B:1184:VAL:HG12	1:B:1188:MET:HE2	1.98	0.45
1:C:1038:MET:HA	1:C:1038:MET:HE2	1.99	0.45
1:C:1184:VAL:O	1:C:1188:MET:HG3	2.16	0.45
1:A:1113:VAL:HG12	1:A:1114:PRO:O	2.16	0.45
1:C:1063:ARG:HH12	1:C:1108:ARG:HH22	1.64	0.45
1:A:1035:LYS:H	1:A:1035:LYS:HG2	1.47	0.45
1:C:1079:PHE:CZ	1:C:1083:VAL:HG21	2.52	0.45
1:C:1133:VAL:HG11	1:C:1212:LEU:HD12	1.99	0.45

Continued on next page...

Continued from previous page...

Atom-1	Atom-2	Interatomic distance (Å)	Clash overlap (Å)
1:D:1030:GLY:O	1:D:1033:THR:HB	2.16	0.45
1:D:1056:PHE:HE2	1:D:1108:ARG:HH11	1.65	0.45
1:A:1023:VAL:O	1:A:1027:ILE:HG13	2.17	0.44
2:B:1302:PX4:H19	2:B:1302:PX4:H49	1.98	0.44
1:B:1032:GLU:HA	1:B:1038:MET:HE3	1.98	0.44
1:A:1098:LEU:HD23	1:A:1098:LEU:HA	1.86	0.44
1:C:1144:PHE:HZ	2:C:1305:PX4:H40	1.83	0.44
1:A:1119:ILE:HG23	1:C:1136:LEU:HD22	1.99	0.44
1:B:1207:PHE:HB2	2:B:1306:PX4:H67	2.00	0.44
1:D:1053:ILE:HD11	1:D:1087:SER:HB2	2.00	0.44
1:B:1026:GLY:HA3	2:B:1302:PX4:C21	2.43	0.44
1:B:1080:ASP:OD2	1:B:1111:THR:HG21	2.18	0.44
2:B:1304:PX4:H53	1:D:1097:ILE:HD13	2.00	0.44
1:D:1063:ARG:HH12	1:D:1108:ARG:NH2	2.12	0.44
2:A:1307:PX4:H54	2:A:1307:PX4:H48	1.64	0.44
1:B:1140:PHE:CZ	1:B:1204:VAL:HG11	2.52	0.44
1:B:1169:THR:O	1:B:1173:VAL:HG23	2.17	0.44
1:C:1085:ALA:HA	1:C:1088:LEU:HD12	1.98	0.44
1:D:1144:PHE:CZ	2:D:1305:PX4:H38	2.52	0.44
1:A:1038:MET:HE1	1:A:1045:THR:CG2	2.46	0.43
1:D:1128:PRO:HA	1:D:1131:LEU:CD1	2.48	0.43
1:A:1188:MET:SD	2:A:1306:PX4:H11	2.58	0.43
1:D:1001:MET:O	1:D:1004:ARG:HB3	2.17	0.43
1:C:1076:TRP:CE2	1:C:1117:ARG:HD3	2.54	0.43
2:A:1306:PX4:H2	2:A:1306:PX4:H13	1.78	0.43
1:C:1162:THR:HB	1:C:1165:GLU:OE2	2.18	0.43
1:D:1006:THR:O	1:D:1010:GLU:HB2	2.19	0.43
1:D:1021:LEU:HD23	1:D:1021:LEU:HA	1.83	0.43
1:C:1140:PHE:CZ	1:C:1204:VAL:HG11	2.53	0.42
1:A:1028:THR:O	1:A:1032:GLU:HG3	2.19	0.42
1:A:1038:MET:HA	1:A:1038:MET:HE2	2.01	0.42
1:A:1116:MET:O	1:A:1119:ILE:HG22	2.19	0.42
1:A:1136:LEU:HD22	1:B:1119:ILE:HG23	2.00	0.42
1:D:1071:PHE:CE1	1:D:1077:SER:HB3	2.53	0.42
1:B:1001:MET:HE3	1:B:1004:ARG:CZ	2.49	0.42
1:C:1025:ASN:O	1:C:1028:THR:HG22	2.20	0.42
1:D:1048:PHE:O	1:D:1052:VAL:HG23	2.18	0.42
2:D:1305:PX4:H61	2:D:1305:PX4:H67	1.75	0.42
1:A:1031:LEU:HD23	1:A:1031:LEU:HA	1.80	0.42
1:A:1182:GLY:C	1:A:1183:ILE:HG12	2.45	0.42
1:B:1006:THR:HG23	1:B:1066:VAL:HG13	2.01	0.42

Continued on next page...

Continued from previous page...

Atom-1	Atom-2	Interatomic distance (Å)	Clash overlap (Å)
2:D:1305:PX4:H1	2:D:1305:PX4:H7	1.79	0.42
2:C:1305:PX4:O8	2:C:1305:PX4:O6	2.38	0.42
1:D:1032:GLU:HG2	1:D:1045:THR:HG21	2.01	0.42
2:B:1302:PX4:H37	2:B:1302:PX4:H44	1.77	0.42
1:A:1074:ASP:HB3	1:A:1077:SER:HB2	2.01	0.42
1:A:1113:VAL:O	1:A:1116:MET:HB2	2.20	0.42
1:A:1144:PHE:HZ	2:A:1307:PX4:H38	1.84	0.42
1:C:1023:VAL:O	1:C:1027:ILE:HG13	2.20	0.42
1:D:1203:PHE:HD1	2:D:1306:PX4:H65	1.85	0.42
1:A:1133:VAL:CG1	1:A:1212:LEU:HD12	2.50	0.41
1:B:1027:ILE:HG12	2:B:1302:PX4:H31	2.01	0.41
1:C:1021:LEU:HD23	1:C:1021:LEU:HA	1.78	0.41
1:D:1001:MET:HE3	1:D:1004:ARG:CZ	2.49	0.41
2:C:1303:PX4:C22	2:D:1306:PX4:H62	2.50	0.41
2:C:1305:PX4:H67	2:C:1305:PX4:H61	1.85	0.41
1:A:1025:ASN:OD1	1:A:1105:ARG:HD2	2.20	0.41
1:B:1136:LEU:HD22	1:D:1119:ILE:HG23	2.01	0.41
1:A:1137:MET:HE3	1:A:1137:MET:HB3	1.88	0.41
2:A:1307:PX4:O7	2:A:1307:PX4:O6	2.39	0.41
1:B:1155:ARG:NH2	2:B:1304:PX4:H11	2.36	0.41
2:B:1304:PX4:H1	2:B:1304:PX4:H10	1.88	0.41
1:D:1005:ILE:HG13	1:D:1066:VAL:HG22	2.01	0.41
1:A:1209:MET:HE1	2:C:1306:PX4:C31	2.51	0.41
1:B:1021:LEU:HA	1:B:1021:LEU:HD23	1.82	0.41
1:B:1023:VAL:O	1:B:1027:ILE:HG13	2.19	0.41
1:C:1057:THR:O	1:C:1060:ILE:HG22	2.20	0.41
2:D:1304:PX4:H19	2:D:1304:PX4:H49	2.02	0.41
1:C:1188:MET:HA	1:C:1191:TYR:O	2.20	0.41
1:A:1021:LEU:HA	1:A:1021:LEU:HD23	1.69	0.41
1:B:1195:TRP:O	1:B:1199:ILE:HG12	2.20	0.41
1:B:1209:MET:O	1:B:1213:VAL:HG23	2.20	0.41
1:A:1058:ILE:O	1:A:1062:LEU:HG	2.21	0.41
1:A:1089:VAL:HA	1:A:1090:PRO:HD3	1.91	0.41
1:B:1001:MET:O	1:B:1004:ARG:HB3	2.21	0.41
1:B:1079:PHE:CZ	1:B:1083:VAL:HG21	2.56	0.41
1:C:1103:VAL:CG1	1:D:1147:MET:HG2	2.48	0.41
1:C:1174:MET:HE1	2:C:1303:PX4:H40	2.03	0.41
1:D:1001:MET:HG3	1:D:1004:ARG:HD3	2.03	0.41
1:D:1066:VAL:HG12	1:D:1066:VAL:O	2.21	0.41
1:D:1082:PHE:O	1:D:1086:ILE:HG13	2.20	0.41
1:D:1111:THR:O	1:D:1117:ARG:NE	2.51	0.41

Continued on next page...

Continued from previous page...

Atom-1	Atom-2	Interatomic distance (Å)	Clash overlap (Å)
1:A:1100:VAL:O	1:A:1103:VAL:HG12	2.21	0.41
1:A:1209:MET:HE1	2:C:1306:PX4:C32	2.51	0.41
1:A:1210:ILE:HG23	1:B:1213:VAL:HG13	2.03	0.41
2:A:1307:PX4:H1	2:A:1307:PX4:H7	1.80	0.41
1:A:1079:PHE:CE2	1:A:1083:VAL:HG21	2.55	0.40
1:A:1170:LEU:HA	1:A:1170:LEU:HD23	1.88	0.40
1:B:1216:ILE:O	1:B:1216:ILE:HG22	2.20	0.40
1:C:1080:ASP:OD1	1:C:1111:THR:HG21	2.21	0.40
1:B:1004:ARG:O	1:B:1008:ILE:HG13	2.22	0.40
1:D:1196:VAL:HB	2:D:1305:PX4:H24	2.02	0.40
2:D:1304:PX4:H37	2:D:1304:PX4:H44	1.77	0.40
1:A:1180:SER:CB	1:B:1172:GLN:HG3	2.51	0.40

There are no symmetry-related clashes.

5.3 Torsion angles [i](#)

5.3.1 Protein backbone [i](#)

In the following table, the Percentiles column shows the percent Ramachandran outliers of the chain as a percentile score with respect to all X-ray entries followed by that with respect to entries of similar resolution.

The Analysed column shows the number of residues for which the backbone conformation was analysed, and the total number of residues.

Mol	Chain	Analysed	Favoured	Allowed	Outliers	Percentiles	
1	A	217/237 (92%)	194 (89%)	22 (10%)	1 (0%)	24	43
1	B	217/237 (92%)	197 (91%)	19 (9%)	1 (0%)	24	43
1	C	217/237 (92%)	199 (92%)	17 (8%)	1 (0%)	24	43
1	D	217/237 (92%)	197 (91%)	19 (9%)	1 (0%)	24	43
All	All	868/948 (92%)	787 (91%)	77 (9%)	4 (0%)	24	43

All (4) Ramachandran outliers are listed below:

Mol	Chain	Res	Type
1	C	1218	VAL
1	A	1063	ARG
1	B	1216	ILE

Continued on next page...

Continued from previous page...

Mol	Chain	Res	Type
1	D	1114	PRO

5.3.2 Protein sidechains [i](#)

In the following table, the Percentiles column shows the percent sidechain outliers of the chain as a percentile score with respect to all X-ray entries followed by that with respect to entries of similar resolution.

The Analysed column shows the number of residues for which the sidechain conformation was analysed, and the total number of residues.

Mol	Chain	Analysed	Rotameric	Outliers	Percentiles	
1	A	202/218 (93%)	186 (92%)	16 (8%)	11	21
1	B	202/218 (93%)	180 (89%)	22 (11%)	6	12
1	C	202/218 (93%)	186 (92%)	16 (8%)	11	21
1	D	202/218 (93%)	185 (92%)	17 (8%)	10	19
All	All	808/872 (93%)	737 (91%)	71 (9%)	9	18

All (71) residues with a non-rotameric sidechain are listed below:

Mol	Chain	Res	Type
1	A	1028	THR
1	A	1033	THR
1	A	1035	LYS
1	A	1053	ILE
1	A	1069	ILE
1	A	1070	SER
1	A	1111	THR
1	A	1118	LYS
1	A	1119	ILE
1	A	1147	MET
1	A	1162	THR
1	A	1163	LEU
1	A	1183	ILE
1	A	1187	LEU
1	A	1214	VAL
1	A	1219	ASP
1	B	1010	GLU
1	B	1015	THR
1	B	1028	THR
1	B	1033	THR

Continued on next page...

Continued from previous page...

Mol	Chain	Res	Type
1	B	1035	LYS
1	B	1036	THR
1	B	1043	VAL
1	B	1046	THR
1	B	1049	ASN
1	B	1053	ILE
1	B	1054	THR
1	B	1069	ILE
1	B	1070	SER
1	B	1118	LYS
1	B	1119	ILE
1	B	1162	THR
1	B	1163	LEU
1	B	1165	GLU
1	B	1187	LEU
1	B	1209	MET
1	B	1214	VAL
1	B	1218	VAL
1	C	1010	GLU
1	C	1015	THR
1	C	1024	LEU
1	C	1028	THR
1	C	1033	THR
1	C	1035	LYS
1	C	1049	ASN
1	C	1053	ILE
1	C	1111	THR
1	C	1118	LYS
1	C	1132	SER
1	C	1162	THR
1	C	1163	LEU
1	C	1214	VAL
1	C	1218	VAL
1	C	1219	ASP
1	D	1010	GLU
1	D	1024	LEU
1	D	1028	THR
1	D	1033	THR
1	D	1036	THR
1	D	1046	THR
1	D	1049	ASN
1	D	1053	ILE

Continued on next page...

Continued from previous page...

Mol	Chain	Res	Type
1	D	1069	ILE
1	D	1111	THR
1	D	1118	LYS
1	D	1119	ILE
1	D	1132	SER
1	D	1162	THR
1	D	1163	LEU
1	D	1187	LEU
1	D	1219	ASP

Sometimes sidechains can be flipped to improve hydrogen bonding and reduce clashes. All (2) such sidechains are listed below:

Mol	Chain	Res	Type
1	B	1211	ASN
1	D	1150	GLN

5.3.3 RNA [i](#)

There are no RNA molecules in this entry.

5.4 Non-standard residues in protein, DNA, RNA chains [i](#)

There are no non-standard protein/DNA/RNA residues in this entry.

5.5 Carbohydrates [i](#)

There are no oligosaccharides in this entry.

5.6 Ligand geometry [i](#)

Of 25 ligands modelled in this entry, 5 are monoatomic - leaving 20 for Mogul analysis.

In the following table, the Counts columns list the number of bonds (or angles) for which Mogul statistics could be retrieved, the number of bonds (or angles) that are observed in the model and the number of bonds (or angles) that are defined in the Chemical Component Dictionary. The Link column lists molecule types, if any, to which the group is linked. The Z score for a bond length (or angle) is the number of standard deviations the observed value is removed from the expected value. A bond length (or angle) with $|Z| > 2$ is considered an outlier worth inspection. RMSZ is the root-mean-square of all Z scores of the bond lengths (or angles).

Mol	Type	Chain	Res	Link	Bond lengths			Bond angles		
					Counts	RMSZ	# Z > 2	Counts	RMSZ	# Z > 2
2	PX4	B	1305	-	13,13,45	0.83	0	12,12,53	0.41	0
2	PX4	C	1301	-	20,20,45	1.60	2 (10%)	22,24,53	1.52	2 (9%)
2	PX4	C	1305	-	45,45,45	1.54	6 (13%)	51,53,53	1.77	5 (9%)
2	PX4	B	1302	-	40,40,45	1.45	4 (10%)	43,45,53	1.90	6 (13%)
2	PX4	D	1305	-	45,45,45	1.68	6 (13%)	51,53,53	1.57	5 (9%)
2	PX4	A	1306	-	40,40,45	1.65	6 (15%)	46,48,53	1.87	6 (13%)
2	PX4	C	1302	-	40,40,45	1.65	5 (12%)	43,45,53	1.57	4 (9%)
2	PX4	B	1303	-	39,39,45	1.86	5 (12%)	45,47,53	1.81	7 (15%)
2	PX4	A	1301	-	20,20,45	1.58	3 (15%)	22,24,53	1.68	2 (9%)
2	PX4	A	1305	-	40,40,45	1.51	4 (10%)	43,45,53	1.52	4 (9%)
2	PX4	C	1304	-	41,41,45	1.75	6 (14%)	47,49,53	1.64	5 (10%)
2	PX4	B	1304	-	45,45,45	1.61	5 (11%)	51,53,53	1.63	6 (11%)
2	PX4	B	1301	-	20,20,45	1.63	2 (10%)	22,24,53	1.54	2 (9%)
2	PX4	B	1306	-	13,13,45	0.84	0	12,12,53	0.43	0
2	PX4	D	1304	-	40,40,45	1.47	5 (12%)	43,45,53	1.66	4 (9%)
2	PX4	D	1306	-	13,13,45	0.84	0	12,12,53	0.41	0
2	PX4	A	1307	-	45,45,45	1.68	6 (13%)	51,53,53	1.57	5 (9%)
2	PX4	D	1301	-	20,20,45	1.67	2 (10%)	22,24,53	1.52	2 (9%)
2	PX4	C	1306	-	13,13,45	0.79	0	12,12,53	0.42	0
2	PX4	C	1303	-	42,42,45	1.74	5 (11%)	48,50,53	1.85	8 (16%)

In the following table, the Chirals column lists the number of chiral outliers, the number of chiral centers analysed, the number of these observed in the model and the number defined in the Chemical Component Dictionary. Similar counts are reported in the Torsion and Rings columns. '-' means no outliers of that kind were identified.

Mol	Type	Chain	Res	Link	Chirals	Torsions	Rings
2	PX4	B	1305	-	-	3/11/11/49	-
2	PX4	C	1301	-	-	13/22/22/49	-
2	PX4	C	1305	-	-	21/49/49/49	-
2	PX4	B	1302	-	-	21/44/44/49	-
2	PX4	D	1305	-	-	26/49/49/49	-
2	PX4	A	1306	-	-	24/44/44/49	-
2	PX4	C	1302	-	-	20/44/44/49	-
2	PX4	B	1303	-	-	21/43/43/49	-
2	PX4	A	1301	-	-	11/22/22/49	-
2	PX4	A	1305	-	-	21/44/44/49	-

Continued on next page...

Continued from previous page...

Mol	Type	Chain	Res	Link	Chirals	Torsions	Rings
2	PX4	C	1304	-	-	21/45/45/49	-
2	PX4	B	1304	-	-	23/49/49/49	-
2	PX4	B	1301	-	-	10/22/22/49	-
2	PX4	B	1306	-	-	4/11/11/49	-
2	PX4	D	1304	-	-	23/44/44/49	-
2	PX4	D	1306	-	-	3/11/11/49	-
2	PX4	A	1307	-	-	28/49/49/49	-
2	PX4	D	1301	-	-	9/22/22/49	-
2	PX4	C	1306	-	-	8/11/11/49	-
2	PX4	C	1303	-	-	27/46/46/49	-

All (72) bond length outliers are listed below:

Mol	Chain	Res	Type	Atoms	Z	Observed(Å)	Ideal(Å)
2	D	1301	PX4	O6-C9	6.50	1.41	1.22
2	B	1303	PX4	O8-C23	6.50	1.41	1.22
2	C	1303	PX4	O6-C9	6.27	1.41	1.22
2	B	1301	PX4	O6-C9	6.24	1.41	1.22
2	C	1301	PX4	O6-C9	6.24	1.41	1.22
2	C	1303	PX4	O8-C23	6.17	1.40	1.22
2	B	1303	PX4	O6-C9	6.14	1.40	1.22
2	C	1304	PX4	O6-C9	6.01	1.40	1.22
2	A	1307	PX4	O6-C9	6.01	1.40	1.22
2	D	1305	PX4	O6-C9	6.00	1.40	1.22
2	C	1302	PX4	O6-C9	6.00	1.40	1.22
2	A	1307	PX4	O8-C23	5.92	1.40	1.22
2	D	1305	PX4	O8-C23	5.92	1.40	1.22
2	C	1304	PX4	O8-C23	5.91	1.40	1.22
2	C	1302	PX4	O8-C23	5.90	1.40	1.22
2	B	1304	PX4	O8-C23	5.89	1.40	1.22
2	A	1301	PX4	O6-C9	5.87	1.40	1.22
2	A	1305	PX4	O6-C9	5.69	1.39	1.22
2	B	1304	PX4	O6-C9	5.63	1.39	1.22
2	C	1305	PX4	O8-C23	5.61	1.39	1.22
2	D	1304	PX4	O6-C9	5.49	1.38	1.22
2	A	1305	PX4	O8-C23	5.36	1.38	1.22
2	D	1304	PX4	O8-C23	5.35	1.38	1.22
2	B	1302	PX4	O6-C9	5.33	1.38	1.22
2	A	1306	PX4	O8-C23	5.24	1.38	1.22
2	C	1305	PX4	O6-C9	5.15	1.37	1.22

Continued on next page...

Continued from previous page...

Mol	Chain	Res	Type	Atoms	Z	Observed(Å)	Ideal(Å)
2	B	1302	PX4	O8-C23	5.07	1.37	1.22
2	A	1306	PX4	O6-C9	5.03	1.37	1.22
2	A	1306	PX4	C4-N1	-3.85	1.38	1.50
2	C	1303	PX4	O7-C23	3.62	1.44	1.34
2	C	1305	PX4	C4-N1	-3.61	1.39	1.50
2	B	1303	PX4	O7-C23	3.51	1.44	1.34
2	C	1304	PX4	C4-N1	-3.38	1.40	1.50
2	D	1305	PX4	C4-N1	-3.36	1.40	1.50
2	B	1303	PX4	C4-N1	-3.35	1.40	1.50
2	A	1307	PX4	C4-N1	-3.32	1.40	1.50
2	B	1301	PX4	O5-C9	3.23	1.42	1.33
2	B	1304	PX4	O7-C23	3.12	1.43	1.34
2	D	1301	PX4	O5-C9	3.07	1.42	1.33
2	B	1304	PX4	C4-N1	-3.04	1.41	1.50
2	B	1303	PX4	O5-C9	3.03	1.42	1.33
2	C	1302	PX4	O7-C23	3.02	1.42	1.34
2	A	1307	PX4	O7-C23	3.02	1.42	1.34
2	D	1305	PX4	O7-C23	3.01	1.42	1.34
2	C	1304	PX4	O7-C23	3.00	1.42	1.34
2	C	1305	PX4	O7-C23	2.80	1.42	1.34
2	B	1304	PX4	O5-C9	2.75	1.41	1.33
2	C	1303	PX4	C4-N1	-2.75	1.42	1.50
2	A	1307	PX4	O5-C9	2.73	1.41	1.33
2	D	1305	PX4	O5-C9	2.73	1.41	1.33
2	C	1304	PX4	O5-C9	2.73	1.41	1.33
2	C	1302	PX4	O5-C9	2.72	1.41	1.33
2	A	1305	PX4	O5-C9	2.70	1.41	1.33
2	C	1303	PX4	O5-C9	2.70	1.41	1.33
2	A	1306	PX4	O7-C23	2.66	1.41	1.34
2	C	1301	PX4	O5-C9	2.61	1.41	1.33
2	A	1305	PX4	O7-C23	2.60	1.41	1.34
2	D	1304	PX4	O7-C23	2.50	1.41	1.34
2	A	1301	PX4	O5-C9	2.46	1.40	1.33
2	B	1302	PX4	O7-C23	2.45	1.41	1.34
2	A	1306	PX4	C3-N1	-2.44	1.42	1.50
2	D	1304	PX4	O5-C9	2.40	1.40	1.33
2	C	1305	PX4	C3-N1	-2.23	1.43	1.50
2	B	1302	PX4	O5-C9	2.19	1.39	1.33
2	A	1306	PX4	O7-C7	-2.17	1.41	1.46
2	C	1305	PX4	O7-C7	-2.16	1.41	1.46
2	C	1302	PX4	O7-C7	-2.07	1.41	1.46
2	D	1305	PX4	O7-C7	-2.07	1.41	1.46

Continued on next page...

Continued from previous page...

Mol	Chain	Res	Type	Atoms	Z	Observed(Å)	Ideal(Å)
2	A	1307	PX4	O7-C7	-2.05	1.41	1.46
2	C	1304	PX4	O7-C7	-2.04	1.41	1.46
2	A	1301	PX4	O5-C8	-2.04	1.40	1.45
2	D	1304	PX4	O7-C7	-2.02	1.41	1.46

All (73) bond angle outliers are listed below:

Mol	Chain	Res	Type	Atoms	Z	Observed(°)	Ideal(°)
2	C	1305	PX4	O5-C9-O6	-7.22	105.57	123.63
2	C	1303	PX4	O5-C9-O6	-7.16	105.71	123.63
2	B	1302	PX4	O5-C9-O6	-6.96	106.21	123.63
2	B	1302	PX4	O7-C23-O8	-6.83	107.73	123.70
2	A	1306	PX4	O5-C9-O6	-6.44	107.53	123.63
2	A	1301	PX4	O5-C9-O6	-6.36	107.71	123.63
2	C	1305	PX4	O7-C23-O8	-6.28	109.01	123.70
2	A	1305	PX4	O7-C23-O8	-6.19	109.23	123.70
2	D	1304	PX4	O7-C23-O8	-6.12	109.40	123.70
2	A	1307	PX4	O7-C23-O8	-6.10	109.44	123.70
2	C	1304	PX4	O7-C23-O8	-6.09	109.47	123.70
2	D	1305	PX4	O7-C23-O8	-6.07	109.50	123.70
2	C	1302	PX4	O7-C23-O8	-6.07	109.52	123.70
2	B	1303	PX4	O5-C9-O6	-5.91	108.85	123.63
2	B	1303	PX4	O7-C23-O8	-5.70	110.38	123.70
2	A	1306	PX4	O7-C23-O8	-5.69	110.39	123.70
2	D	1305	PX4	O5-C9-O6	-5.66	109.47	123.63
2	A	1307	PX4	O5-C9-O6	-5.66	109.47	123.63
2	C	1302	PX4	O5-C9-O6	-5.66	109.47	123.63
2	C	1301	PX4	O5-C9-O6	-5.65	109.50	123.63
2	C	1304	PX4	O5-C9-O6	-5.64	109.51	123.63
2	D	1304	PX4	O5-C9-O6	-5.63	109.54	123.63
2	D	1301	PX4	O5-C9-O6	-5.50	109.87	123.63
2	B	1301	PX4	O5-C9-O6	-5.46	109.96	123.63
2	B	1304	PX4	O7-C23-O8	-5.42	111.02	123.70
2	C	1303	PX4	O7-C23-O8	-5.35	111.19	123.70
2	B	1304	PX4	O5-C9-O6	-4.68	111.92	123.63
2	C	1303	PX4	C5-N1-C4	4.66	121.23	108.98
2	B	1303	PX4	O6-C9-C10	-4.47	106.30	123.78
2	A	1306	PX4	C5-N1-C4	4.43	120.62	108.98
2	B	1304	PX4	O6-C9-C10	-4.38	106.66	123.78
2	A	1306	PX4	O6-C9-C10	-4.31	106.91	123.78
2	B	1301	PX4	O6-C9-C10	-4.31	106.93	123.78
2	C	1305	PX4	O8-C23-C24	-4.22	107.28	123.78

Continued on next page...

Continued from previous page...

Mol	Chain	Res	Type	Atoms	Z	Observed(°)	Ideal(°)
2	B	1302	PX4	O8-C23-C24	-4.18	107.42	123.78
2	B	1303	PX4	C5-N1-C4	4.15	119.87	108.98
2	B	1304	PX4	O8-C23-C24	-4.14	107.59	123.78
2	A	1305	PX4	O8-C23-C24	-4.14	107.60	123.78
2	D	1304	PX4	O8-C23-C24	-4.03	108.03	123.78
2	A	1301	PX4	O6-C9-C10	-4.01	108.09	123.78
2	A	1306	PX4	O8-C23-C24	-3.97	108.26	123.78
2	B	1304	PX4	C5-N1-C4	3.88	119.18	108.98
2	C	1304	PX4	C5-N1-C4	3.87	119.14	108.98
2	B	1302	PX4	O6-C9-C10	-3.83	108.79	123.78
2	D	1305	PX4	C5-N1-C4	3.79	118.94	108.98
2	A	1305	PX4	O5-C9-O6	-3.79	114.14	123.63
2	A	1307	PX4	C5-N1-C4	3.76	118.86	108.98
2	D	1304	PX4	O6-C9-C10	-3.66	109.47	123.78
2	C	1302	PX4	O6-C9-C10	-3.66	109.48	123.78
2	D	1305	PX4	O8-C23-C24	-3.65	109.49	123.78
2	C	1301	PX4	O6-C9-C10	-3.65	109.50	123.78
2	C	1302	PX4	O8-C23-C24	-3.65	109.50	123.78
2	A	1307	PX4	O8-C23-C24	-3.65	109.50	123.78
2	C	1304	PX4	O8-C23-C24	-3.65	109.52	123.78
2	C	1304	PX4	O6-C9-C10	-3.64	109.53	123.78
2	A	1307	PX4	O6-C9-C10	-3.64	109.53	123.78
2	D	1305	PX4	O6-C9-C10	-3.64	109.54	123.78
2	C	1305	PX4	O6-C9-C10	-3.57	109.84	123.78
2	D	1301	PX4	O6-C9-C10	-3.52	110.00	123.78
2	C	1305	PX4	C5-N1-C4	3.49	118.16	108.98
2	B	1303	PX4	O8-C23-C24	-3.48	110.18	123.78
2	B	1302	PX4	O7-C7-C8	3.06	119.33	108.34
2	C	1303	PX4	O8-C23-C24	-3.04	111.88	123.78
2	B	1303	PX4	C1-C2-N1	-3.03	106.08	115.82
2	A	1305	PX4	O6-C9-C10	-3.01	112.02	123.78
2	C	1303	PX4	C8-O5-C9	-2.88	106.58	117.12
2	C	1303	PX4	O6-C9-C10	-2.65	113.40	123.78
2	B	1304	PX4	C8-C7-C6	-2.46	106.05	111.78
2	B	1302	PX4	O5-C8-C7	2.39	115.29	108.40
2	C	1303	PX4	P1-O3-C1	-2.37	109.96	121.26
2	C	1303	PX4	C8-C7-C6	-2.37	106.25	111.78
2	A	1306	PX4	C8-C7-C6	2.06	116.60	111.78
2	B	1303	PX4	C4-N1-C3	-2.04	103.63	108.98

There are no chirality outliers.

All (337) torsion outliers are listed below:

Mol	Chain	Res	Type	Atoms
2	A	1301	PX4	C1-O3-P1-O1
2	A	1305	PX4	C6-O4-P1-O3
2	A	1306	PX4	C1-O3-P1-O4
2	A	1306	PX4	C6-O4-P1-O1
2	A	1306	PX4	C6-O4-P1-O2
2	A	1306	PX4	C6-O4-P1-O3
2	A	1307	PX4	C1-O3-P1-O1
2	A	1307	PX4	C1-O3-P1-O2
2	A	1307	PX4	C1-O3-P1-O4
2	A	1307	PX4	C6-O4-P1-O1
2	A	1307	PX4	C6-O4-P1-O3
2	A	1307	PX4	O3-C1-C2-N1
2	A	1307	PX4	O8-C23-O7-C7
2	B	1301	PX4	C1-O3-P1-O1
2	B	1301	PX4	C1-O3-P1-O2
2	B	1301	PX4	C6-O4-P1-O3
2	B	1301	PX4	C6-C7-C8-O5
2	B	1301	PX4	O7-C7-C8-O5
2	B	1302	PX4	C6-O4-P1-O1
2	B	1302	PX4	C6-O4-P1-O2
2	B	1302	PX4	C6-O4-P1-O3
2	B	1302	PX4	O8-C23-O7-C7
2	B	1303	PX4	C1-O3-P1-O1
2	B	1303	PX4	C1-O3-P1-O4
2	B	1303	PX4	C6-O4-P1-O1
2	B	1303	PX4	C6-O4-P1-O2
2	B	1303	PX4	C6-O4-P1-O3
2	B	1304	PX4	C6-O4-P1-O1
2	B	1304	PX4	C6-O4-P1-O2
2	B	1304	PX4	C6-O4-P1-O3
2	C	1301	PX4	C1-O3-P1-O1
2	C	1301	PX4	C6-C7-C8-O5
2	C	1301	PX4	O7-C7-C8-O5
2	C	1302	PX4	C1-O3-P1-O1
2	C	1302	PX4	C6-O4-P1-O1
2	C	1302	PX4	C6-O4-P1-O3
2	C	1303	PX4	C1-O3-P1-O1
2	C	1303	PX4	C1-O3-P1-O2
2	C	1303	PX4	C1-O3-P1-O4
2	C	1303	PX4	C6-O4-P1-O1
2	C	1303	PX4	C6-O4-P1-O2
2	C	1303	PX4	O4-C6-C7-O7
2	C	1303	PX4	O8-C23-O7-C7

Continued on next page...

Continued from previous page...

Mol	Chain	Res	Type	Atoms
2	C	1303	PX4	C24-C23-O7-C7
2	C	1304	PX4	O8-C23-O7-C7
2	C	1304	PX4	C24-C23-O7-C7
2	C	1305	PX4	C1-O3-P1-O4
2	C	1305	PX4	O3-C1-C2-N1
2	D	1301	PX4	C1-O3-P1-O1
2	D	1301	PX4	C6-O4-P1-O2
2	D	1301	PX4	C6-O4-P1-O3
2	D	1304	PX4	C6-O4-P1-O2
2	D	1304	PX4	C6-O4-P1-O3
2	D	1304	PX4	O8-C23-O7-C7
2	D	1305	PX4	C6-O4-P1-O2
2	D	1305	PX4	C2-C1-O3-P1
2	D	1305	PX4	O3-C1-C2-N1
2	C	1301	PX4	O6-C9-O5-C8
2	D	1304	PX4	C10-C9-O5-C8
2	A	1301	PX4	O6-C9-O5-C8
2	B	1301	PX4	O6-C9-O5-C8
2	A	1305	PX4	O8-C23-O7-C7
2	B	1303	PX4	O8-C23-O7-C7
2	D	1305	PX4	O8-C23-O7-C7
2	D	1301	PX4	O6-C9-O5-C8
2	C	1304	PX4	O6-C9-O5-C8
2	C	1301	PX4	C10-C9-O5-C8
2	C	1302	PX4	O6-C9-O5-C8
2	B	1304	PX4	O8-C23-O7-C7
2	C	1302	PX4	O8-C23-O7-C7
2	C	1301	PX4	O4-C6-C7-O7
2	A	1301	PX4	O7-C7-C8-O5
2	B	1301	PX4	C10-C9-O5-C8
2	C	1305	PX4	O6-C9-O5-C8
2	A	1305	PX4	C10-C9-O5-C8
2	B	1302	PX4	O6-C9-O5-C8
2	C	1301	PX4	O4-C6-C7-C8
2	A	1301	PX4	C10-C9-O5-C8
2	C	1303	PX4	C9-C10-C11-C12
2	D	1305	PX4	O6-C9-O5-C8
2	A	1301	PX4	C9-C10-C11-C12
2	B	1302	PX4	C9-C10-C11-C12
2	A	1307	PX4	C23-C24-C25-C26
2	C	1302	PX4	C9-C10-C11-C12
2	A	1305	PX4	C9-C10-C11-C12

Continued on next page...

Continued from previous page...

Mol	Chain	Res	Type	Atoms
2	A	1306	PX4	C23-C24-C25-C26
2	C	1301	PX4	C9-C10-C11-C12
2	B	1304	PX4	O6-C9-O5-C8
2	C	1303	PX4	O6-C9-O5-C8
2	D	1305	PX4	C31-C32-C33-C34
2	A	1307	PX4	O6-C9-O5-C8
2	A	1306	PX4	O6-C9-O5-C8
2	B	1302	PX4	C24-C23-O7-C7
2	B	1302	PX4	C8-C7-O7-C23
2	C	1302	PX4	C18-C19-C20-C21
2	A	1307	PX4	C24-C23-O7-C7
2	C	1306	PX4	C32-C33-C34-C35
2	C	1306	PX4	C26-C27-C28-C29
2	B	1302	PX4	C18-C19-C20-C21
2	B	1304	PX4	C17-C18-C19-C20
2	C	1302	PX4	C10-C11-C12-C13
2	C	1304	PX4	C15-C16-C17-C18
2	C	1303	PX4	C14-C15-C16-C17
2	B	1301	PX4	C12-C13-C14-C15
2	D	1305	PX4	C7-C8-O5-C9
2	A	1306	PX4	C28-C29-C30-C31
2	C	1303	PX4	C10-C11-C12-C13
2	C	1304	PX4	C16-C17-C18-C19
2	D	1305	PX4	C18-C19-C20-C21
2	B	1302	PX4	C15-C16-C17-C18
2	D	1304	PX4	O6-C9-O5-C8
2	B	1304	PX4	C11-C12-C13-C14
2	D	1304	PX4	C15-C16-C17-C18
2	D	1304	PX4	C18-C19-C20-C21
2	B	1303	PX4	C12-C13-C14-C15
2	D	1304	PX4	C25-C26-C27-C28
2	C	1304	PX4	C12-C13-C14-C15
2	D	1305	PX4	C15-C16-C17-C18
2	A	1305	PX4	C18-C19-C20-C21
2	C	1304	PX4	C10-C11-C12-C13
2	C	1305	PX4	C17-C18-C19-C20
2	A	1307	PX4	C10-C11-C12-C13
2	A	1306	PX4	C10-C11-C12-C13
2	C	1305	PX4	C31-C32-C33-C34
2	A	1305	PX4	C15-C16-C17-C18
2	A	1307	PX4	C25-C26-C27-C28
2	C	1306	PX4	C30-C31-C32-C33

Continued on next page...

Continued from previous page...

Mol	Chain	Res	Type	Atoms
2	D	1305	PX4	C11-C12-C13-C14
2	D	1304	PX4	C9-C10-C11-C12
2	C	1306	PX4	C28-C29-C30-C31
2	D	1304	PX4	C16-C17-C18-C19
2	B	1304	PX4	C30-C31-C32-C33
2	B	1304	PX4	C31-C32-C33-C34
2	C	1301	PX4	C13-C14-C15-C16
2	A	1307	PX4	C32-C33-C34-C35
2	C	1306	PX4	C29-C30-C31-C32
2	D	1304	PX4	C17-C18-C19-C20
2	B	1303	PX4	C11-C12-C13-C14
2	B	1303	PX4	C29-C30-C31-C32
2	D	1304	PX4	C29-C30-C31-C32
2	B	1304	PX4	C32-C33-C34-C35
2	A	1305	PX4	C29-C30-C31-C32
2	C	1305	PX4	C16-C17-C18-C19
2	A	1305	PX4	C24-C23-O7-C7
2	D	1304	PX4	C24-C23-O7-C7
2	B	1304	PX4	C16-C17-C18-C19
2	A	1307	PX4	C29-C30-C31-C32
2	C	1304	PX4	C25-C26-C27-C28
2	B	1302	PX4	C10-C11-C12-C13
2	C	1304	PX4	C28-C29-C30-C31
2	D	1306	PX4	C28-C29-C30-C31
2	B	1303	PX4	C15-C16-C17-C18
2	B	1304	PX4	C12-C13-C14-C15
2	C	1304	PX4	C26-C27-C28-C29
2	D	1305	PX4	C13-C14-C15-C16
2	D	1304	PX4	C13-C14-C15-C16
2	D	1305	PX4	C9-C10-C11-C12
2	C	1302	PX4	C11-C12-C13-C14
2	B	1303	PX4	O7-C7-C8-O5
2	C	1305	PX4	C12-C13-C14-C15
2	B	1302	PX4	C16-C17-C18-C19
2	B	1304	PX4	C13-C14-C15-C16
2	C	1305	PX4	C13-C14-C15-C16
2	C	1304	PX4	C17-C18-C19-C20
2	C	1303	PX4	C19-C20-C21-C22
2	D	1301	PX4	C12-C13-C14-C15
2	A	1307	PX4	C16-C17-C18-C19
2	A	1306	PX4	C16-C17-C18-C19
2	A	1307	PX4	C28-C29-C30-C31

Continued on next page...

Continued from previous page...

Mol	Chain	Res	Type	Atoms
2	B	1303	PX4	C28-C29-C30-C31
2	B	1304	PX4	C28-C29-C30-C31
2	A	1305	PX4	O4-C6-C7-C8
2	D	1305	PX4	C29-C30-C31-C32
2	C	1301	PX4	C10-C11-C12-C13
2	A	1307	PX4	C27-C28-C29-C30
2	B	1303	PX4	C6-C7-C8-O5
2	A	1305	PX4	C30-C31-C32-C33
2	D	1305	PX4	C26-C27-C28-C29
2	C	1302	PX4	C13-C14-C15-C16
2	B	1306	PX4	C31-C32-C33-C34
2	C	1305	PX4	C24-C23-O7-C7
2	D	1305	PX4	C24-C25-C26-C27
2	A	1305	PX4	C11-C12-C13-C14
2	A	1305	PX4	C12-C13-C14-C15
2	C	1301	PX4	C12-C13-C14-C15
2	D	1305	PX4	C32-C33-C34-C35
2	D	1301	PX4	C10-C9-O5-C8
2	A	1305	PX4	C8-C7-O7-C23
2	A	1306	PX4	C6-C7-O7-C23
2	C	1303	PX4	C8-C7-O7-C23
2	C	1305	PX4	C8-C7-O7-C23
2	D	1304	PX4	C8-C7-O7-C23
2	B	1305	PX4	C32-C33-C34-C35
2	D	1305	PX4	C10-C11-C12-C13
2	A	1307	PX4	C13-C14-C15-C16
2	D	1305	PX4	C16-C17-C18-C19
2	B	1302	PX4	C29-C30-C31-C32
2	A	1306	PX4	C24-C23-O7-C7
2	D	1305	PX4	C19-C20-C21-C22
2	A	1306	PX4	O7-C7-C8-O5
2	C	1306	PX4	C33-C34-C35-C36
2	D	1304	PX4	C33-C34-C35-C36
2	B	1303	PX4	C27-C28-C29-C30
2	C	1304	PX4	C10-C9-O5-C8
2	C	1304	PX4	C30-C31-C32-C33
2	D	1305	PX4	C12-C13-C14-C15
2	A	1307	PX4	C26-C27-C28-C29
2	B	1306	PX4	C32-C33-C34-C35
2	C	1305	PX4	C32-C33-C34-C35
2	C	1305	PX4	O8-C23-O7-C7
2	A	1305	PX4	C7-C6-O4-P1

Continued on next page...

Continued from previous page...

Mol	Chain	Res	Type	Atoms
2	A	1306	PX4	C30-C31-C32-C33
2	A	1306	PX4	C26-C27-C28-C29
2	A	1305	PX4	C16-C17-C18-C19
2	B	1301	PX4	C11-C12-C13-C14
2	B	1304	PX4	C24-C25-C26-C27
2	C	1305	PX4	C10-C11-C12-C13
2	A	1306	PX4	C29-C30-C31-C32
2	C	1303	PX4	C12-C13-C14-C15
2	B	1302	PX4	C11-C12-C13-C14
2	A	1305	PX4	C14-C15-C16-C17
2	B	1303	PX4	O6-C9-O5-C8
2	D	1304	PX4	C12-C13-C14-C15
2	A	1306	PX4	C11-C12-C13-C14
2	C	1302	PX4	C6-C7-C8-O5
2	C	1303	PX4	C30-C31-C32-C33
2	A	1301	PX4	C11-C12-C13-C14
2	B	1306	PX4	C23-C24-C25-C26
2	D	1305	PX4	C28-C29-C30-C31
2	A	1306	PX4	C14-C15-C16-C17
2	C	1305	PX4	C11-C12-C13-C14
2	B	1302	PX4	O7-C7-C8-O5
2	C	1302	PX4	O7-C7-C8-O5
2	C	1305	PX4	O7-C7-C8-O5
2	A	1301	PX4	C10-C11-C12-C13
2	D	1304	PX4	C32-C33-C34-C35
2	A	1305	PX4	C17-C18-C19-C20
2	D	1305	PX4	C27-C28-C29-C30
2	C	1303	PX4	O4-C6-C7-C8
2	C	1302	PX4	C23-C24-C25-C26
2	A	1306	PX4	C15-C16-C17-C18
2	C	1303	PX4	C29-C30-C31-C32
2	B	1303	PX4	C10-C9-O5-C8
2	A	1306	PX4	O7-C23-C24-C25
2	C	1305	PX4	C27-C28-C29-C30
2	C	1304	PX4	C14-C15-C16-C17
2	A	1306	PX4	O8-C23-O7-C7
2	B	1304	PX4	O4-C6-C7-O7
2	D	1304	PX4	C11-C12-C13-C14
2	C	1305	PX4	C6-C7-C8-O5
2	B	1304	PX4	C14-C15-C16-C17
2	C	1304	PX4	O7-C7-C8-O5
2	C	1305	PX4	C29-C30-C31-C32

Continued on next page...

Continued from previous page...

Mol	Chain	Res	Type	Atoms
2	C	1306	PX4	C31-C32-C33-C34
2	B	1304	PX4	O3-C1-C2-N1
2	A	1305	PX4	C13-C14-C15-C16
2	B	1305	PX4	C23-C24-C25-C26
2	D	1305	PX4	C17-C18-C19-C20
2	B	1302	PX4	C14-C15-C16-C17
2	A	1306	PX4	O4-C6-C7-C8
2	C	1303	PX4	C27-C28-C29-C30
2	D	1304	PX4	C19-C20-C21-C22
2	C	1305	PX4	C23-C24-C25-C26
2	A	1305	PX4	O4-C6-C7-O7
2	A	1301	PX4	C6-C7-C8-O5
2	C	1303	PX4	C6-C7-C8-O5
2	D	1304	PX4	C27-C28-C29-C30
2	A	1301	PX4	C6-O4-P1-O2
2	A	1305	PX4	C6-O4-P1-O2
2	B	1301	PX4	C6-O4-P1-O2
2	C	1303	PX4	C6-O4-P1-O3
2	C	1304	PX4	C1-O3-P1-O2
2	D	1301	PX4	C6-O4-P1-O1
2	D	1304	PX4	C6-O4-P1-O1
2	D	1305	PX4	C7-C6-O4-P1
2	B	1304	PX4	C18-C19-C20-C21
2	A	1307	PX4	C14-C15-C16-C17
2	B	1305	PX4	C31-C32-C33-C34
2	B	1304	PX4	C9-C10-C11-C12
2	B	1303	PX4	C14-C15-C16-C17
2	C	1302	PX4	C27-C28-C29-C30
2	C	1306	PX4	C25-C26-C27-C28
2	C	1303	PX4	O7-C7-C8-O5
2	B	1302	PX4	C1-O3-P1-O1
2	D	1304	PX4	C1-O3-P1-O1
2	B	1304	PX4	C23-C24-C25-C26
2	A	1306	PX4	C24-C25-C26-C27
2	B	1303	PX4	C23-C24-C25-C26
2	A	1307	PX4	C18-C19-C20-C21
2	B	1304	PX4	C27-C28-C29-C30
2	C	1304	PX4	C18-C19-C20-C21
2	A	1307	PX4	C12-C13-C14-C15
2	B	1306	PX4	C29-C30-C31-C32
2	B	1302	PX4	C19-C20-C21-C22
2	B	1303	PX4	C24-C25-C26-C27

Continued on next page...

Continued from previous page...

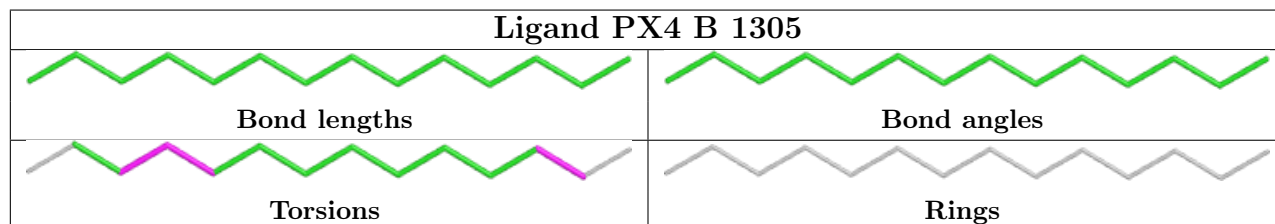
Mol	Chain	Res	Type	Atoms
2	C	1302	PX4	C6-C7-O7-C23
2	C	1302	PX4	C8-C7-O7-C23
2	C	1303	PX4	C25-C26-C27-C28
2	D	1301	PX4	C13-C14-C15-C16
2	C	1302	PX4	C19-C20-C21-C22
2	D	1306	PX4	C25-C26-C27-C28
2	A	1307	PX4	C17-C18-C19-C20
2	A	1305	PX4	C32-C33-C34-C35
2	D	1301	PX4	C10-C11-C12-C13
2	D	1306	PX4	C29-C30-C31-C32
2	B	1302	PX4	C6-C7-C8-O5
2	C	1304	PX4	C6-C7-C8-O5
2	A	1307	PX4	C15-C16-C17-C18
2	C	1303	PX4	C28-C29-C30-C31
2	C	1303	PX4	C11-C10-C9-O5
2	A	1301	PX4	C13-C14-C15-C16
2	D	1305	PX4	C11-C10-C9-O6
2	D	1305	PX4	C30-C31-C32-C33
2	C	1304	PX4	C6-C7-O7-C23
2	C	1304	PX4	C8-C7-O7-C23
2	C	1303	PX4	C24-C25-C26-C27
2	B	1304	PX4	C33-C34-C35-C36
2	A	1306	PX4	O4-C6-C7-O7
2	C	1302	PX4	C15-C16-C17-C18
2	C	1301	PX4	C11-C12-C13-C14
2	A	1301	PX4	C1-O3-P1-O4
2	C	1301	PX4	C1-O3-P1-O4
2	C	1305	PX4	C19-C20-C21-C22
2	C	1303	PX4	C17-C18-C19-C20
2	A	1307	PX4	O4-C6-C7-O7
2	B	1303	PX4	O4-C6-C7-O7
2	A	1307	PX4	C24-C25-C26-C27
2	C	1304	PX4	O7-C23-C24-C25
2	A	1306	PX4	C25-C26-C27-C28
2	C	1302	PX4	O7-C23-C24-C25
2	A	1307	PX4	C33-C34-C35-C36
2	A	1307	PX4	C30-C31-C32-C33
2	C	1302	PX4	C7-C6-O4-P1
2	B	1303	PX4	O7-C23-C24-C25
2	C	1305	PX4	O8-C23-C24-C25
2	B	1302	PX4	O8-C23-C24-C25
2	B	1302	PX4	C30-C31-C32-C33

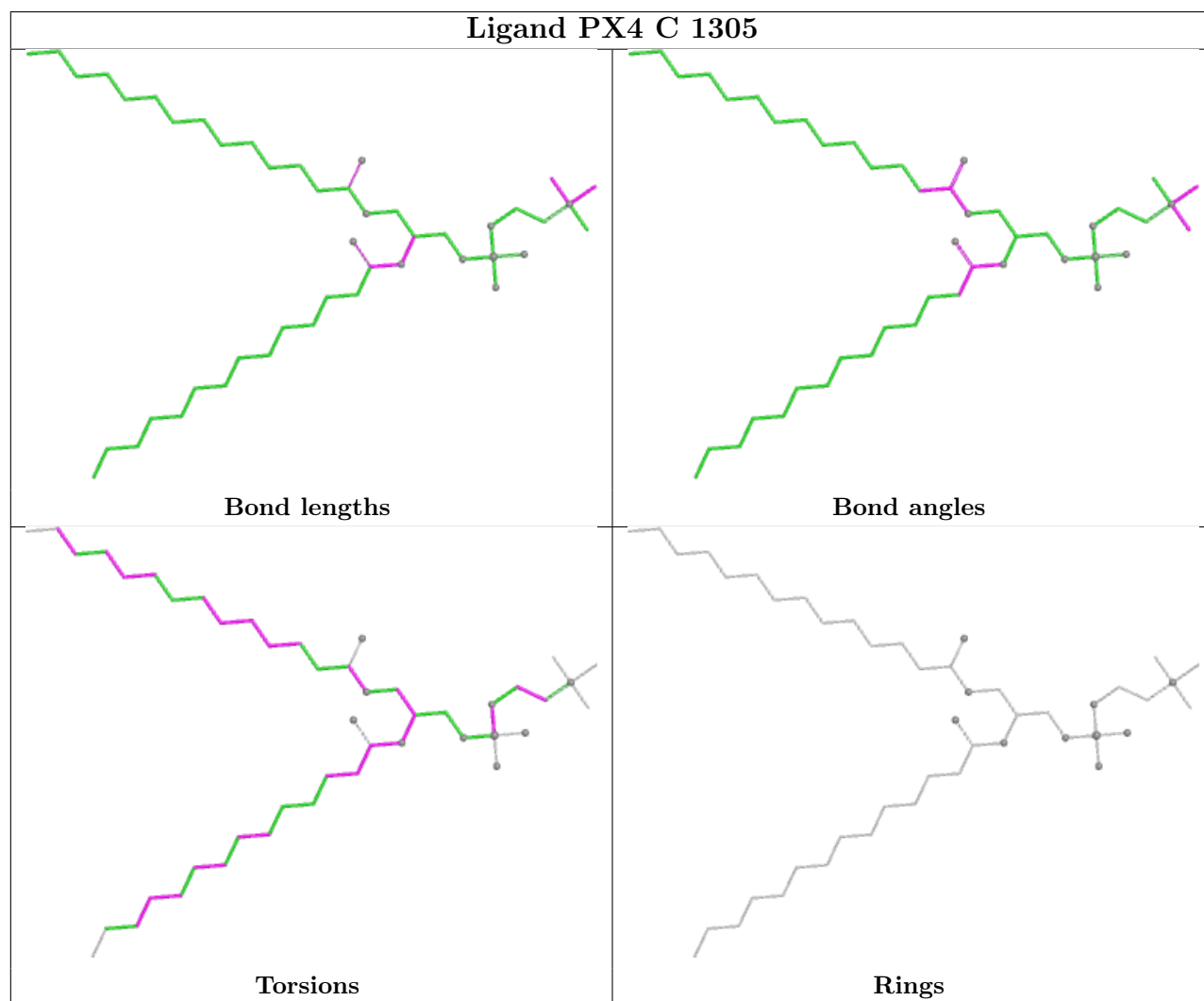
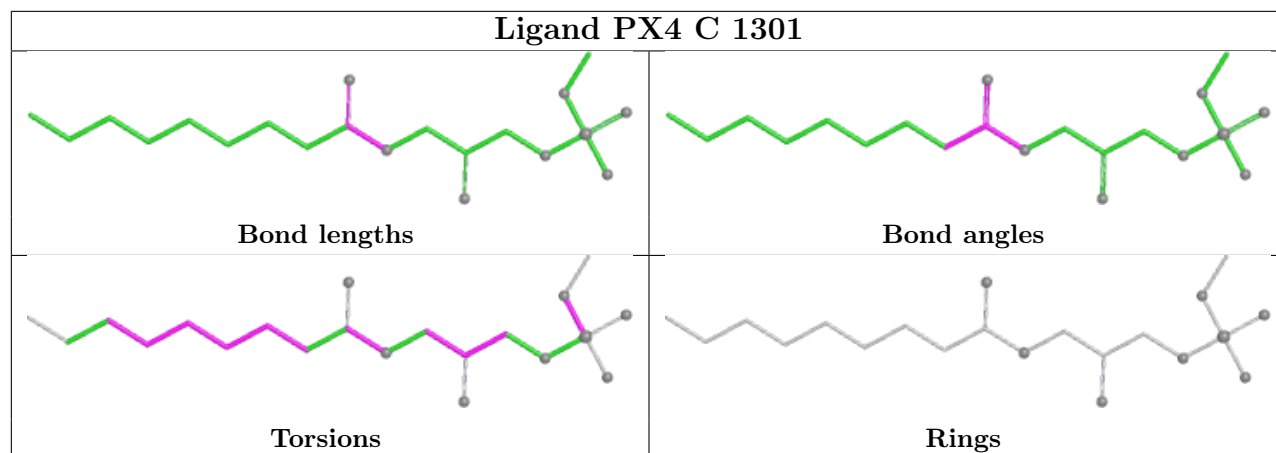
There are no ring outliers.

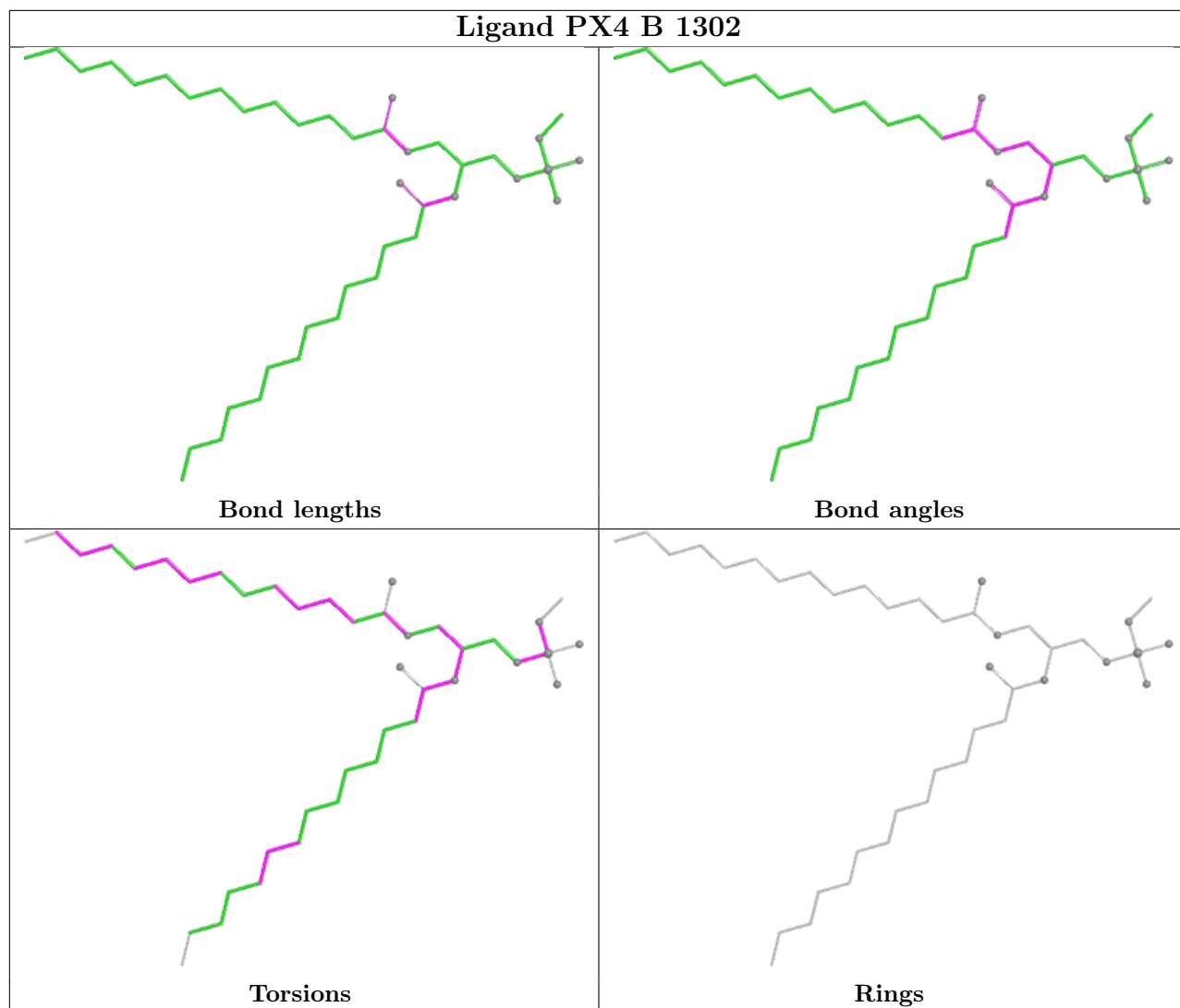
17 monomers are involved in 85 short contacts:

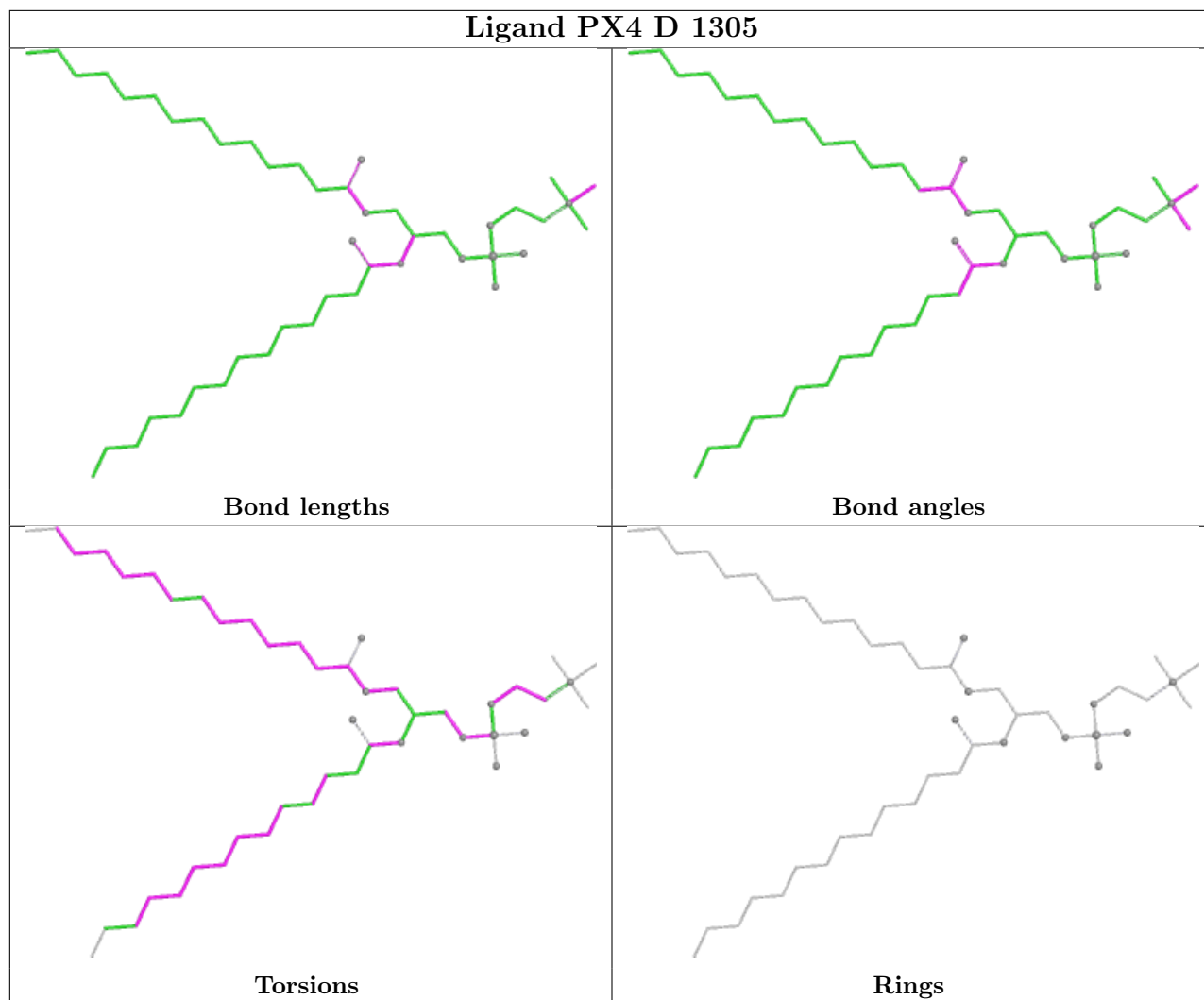
Mol	Chain	Res	Type	Clashes	Symm-Clashes
2	B	1305	PX4	3	0
2	C	1305	PX4	8	0
2	B	1302	PX4	8	0
2	D	1305	PX4	9	0
2	A	1306	PX4	11	0
2	C	1302	PX4	2	0
2	B	1303	PX4	2	0
2	A	1301	PX4	2	0
2	A	1305	PX4	5	0
2	C	1304	PX4	5	0
2	B	1304	PX4	5	0
2	B	1306	PX4	3	0
2	D	1304	PX4	11	0
2	D	1306	PX4	2	0
2	A	1307	PX4	6	0
2	C	1306	PX4	7	0
2	C	1303	PX4	8	0

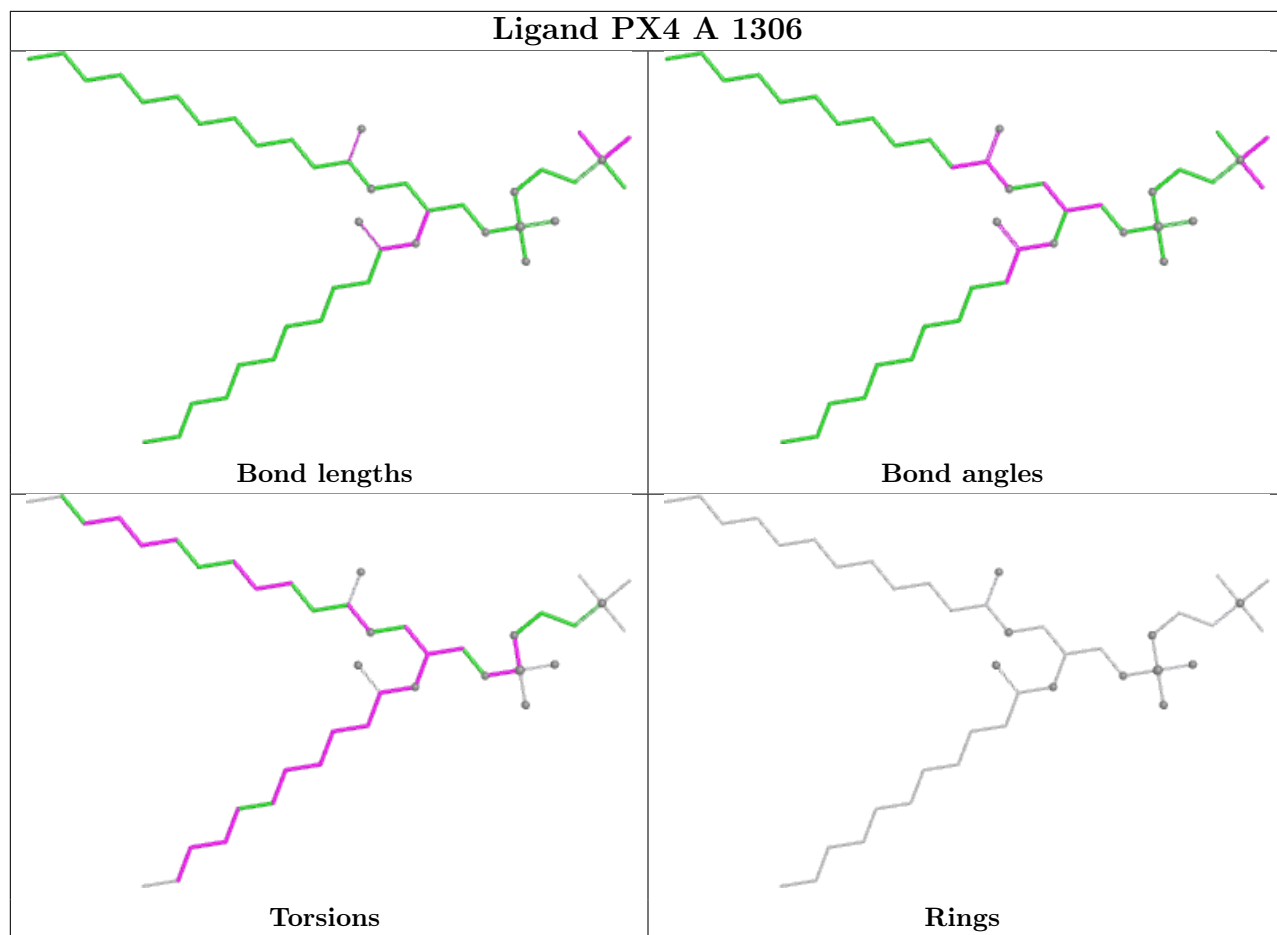
The following is a two-dimensional graphical depiction of Mogul quality analysis of bond lengths, bond angles, torsion angles, and ring geometry for all instances of the Ligand of Interest. In addition, ligands with molecular weight > 250 and outliers as shown on the validation Tables will also be included. For torsion angles, if less than 5% of the Mogul distribution of torsion angles is within 10 degrees of the torsion angle in question, then that torsion angle is considered an outlier. Any bond that is central to one or more torsion angles identified as an outlier by Mogul will be highlighted in the graph. For rings, the root-mean-square deviation (RMSD) between the ring in question and similar rings identified by Mogul is calculated over all ring torsion angles. If the average RMSD is greater than 60 degrees and the minimal RMSD between the ring in question and any Mogul-identified rings is also greater than 60 degrees, then that ring is considered an outlier. The outliers are highlighted in purple. The color gray indicates Mogul did not find sufficient equivalents in the CSD to analyse the geometry.

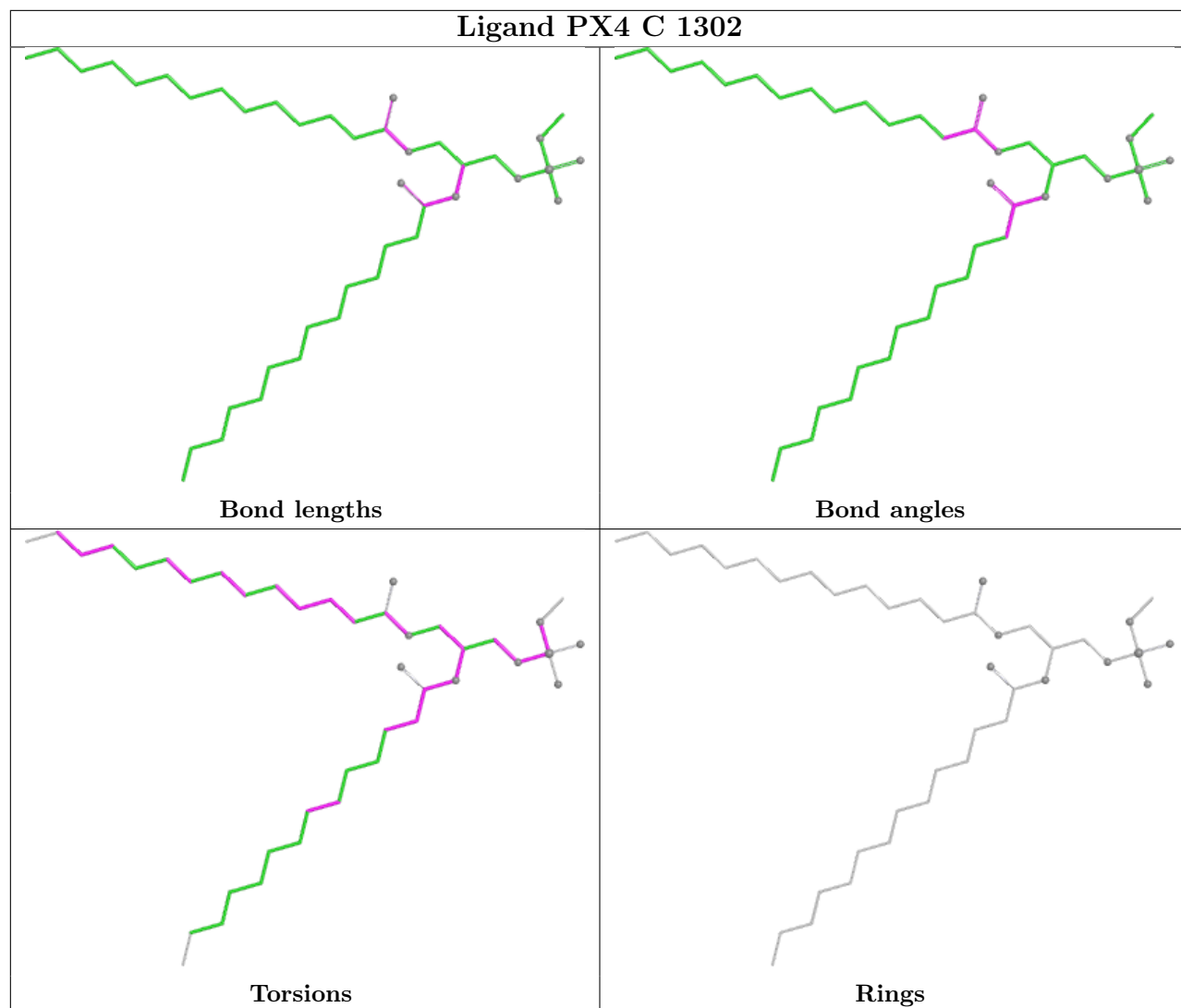


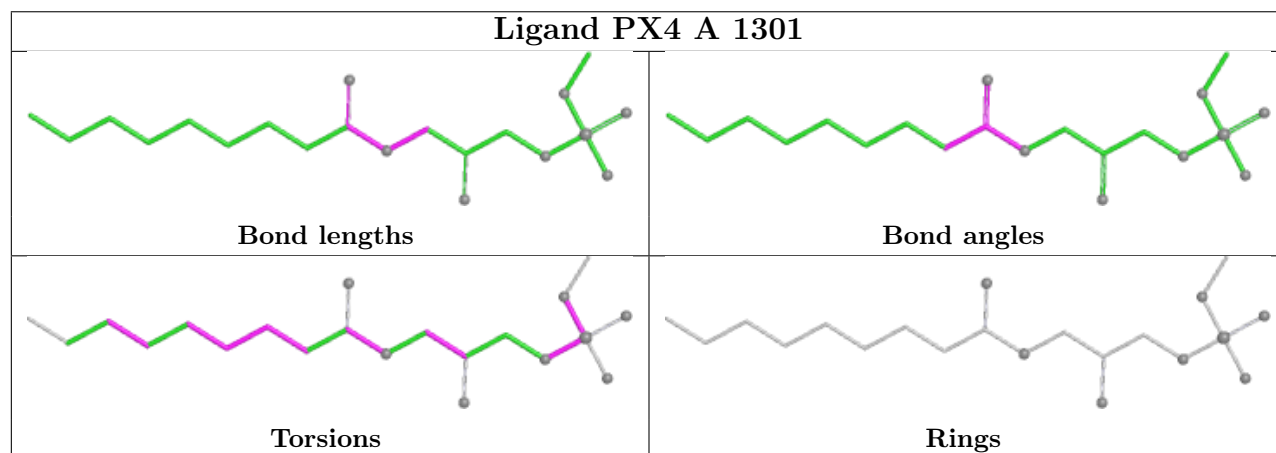
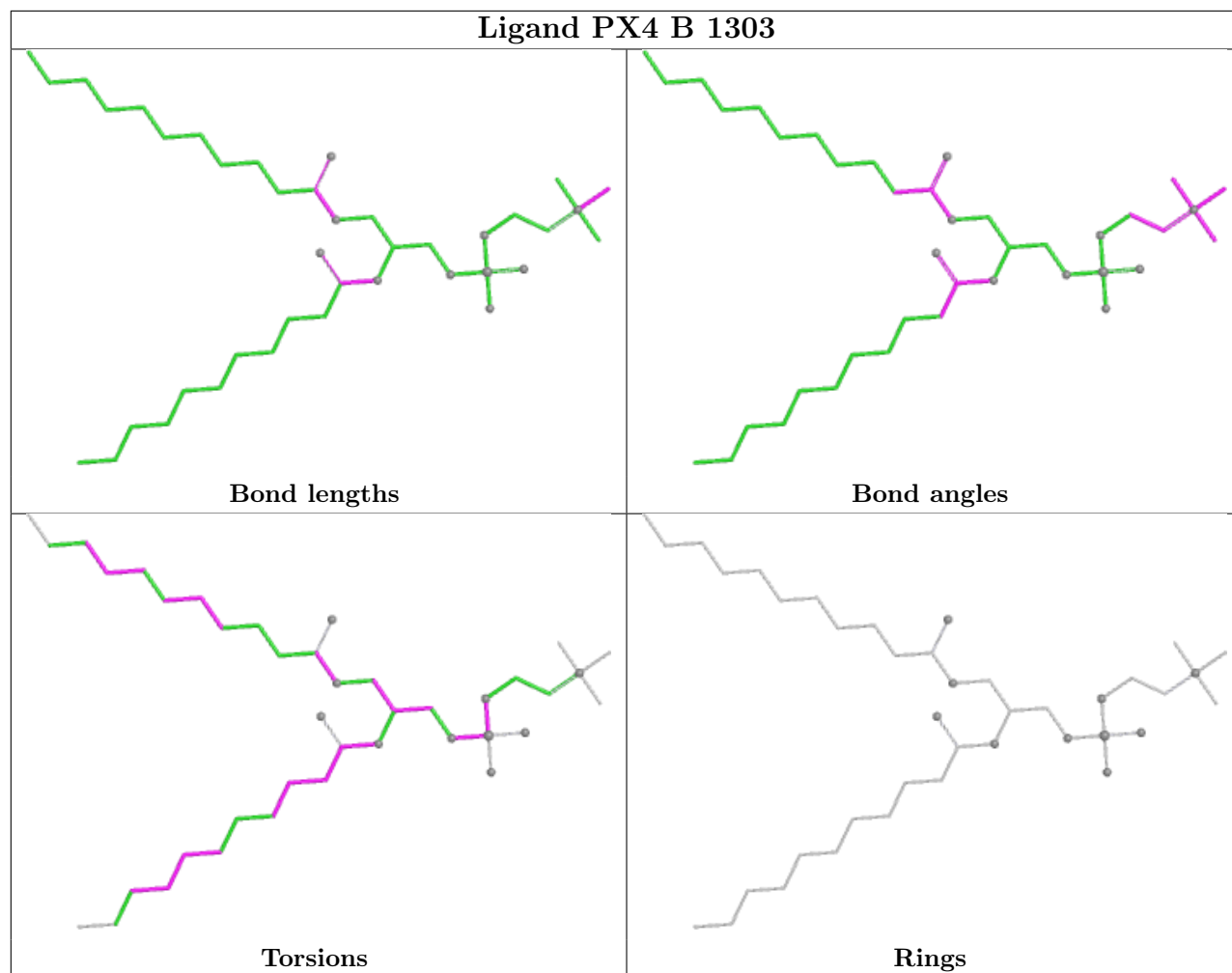


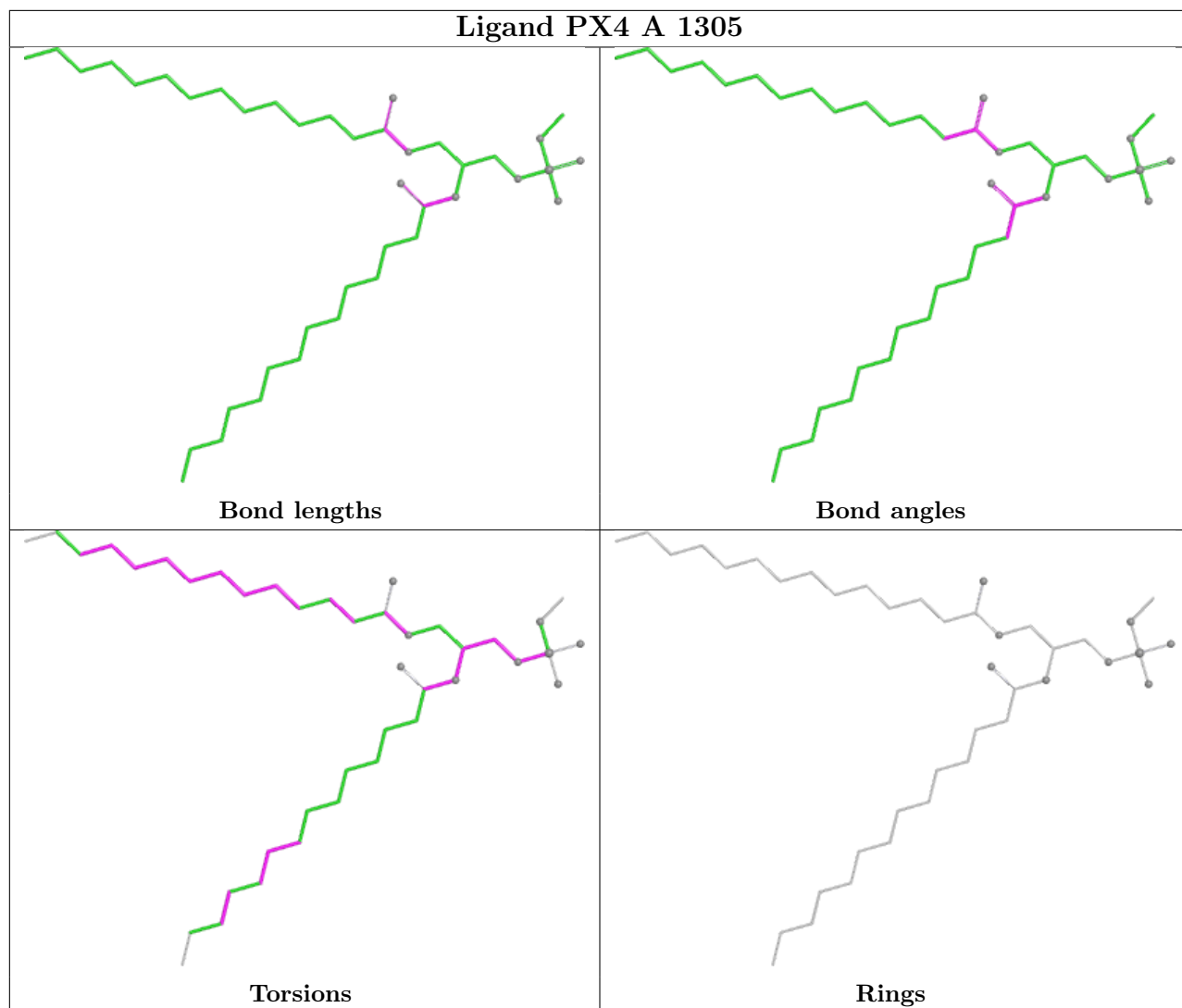


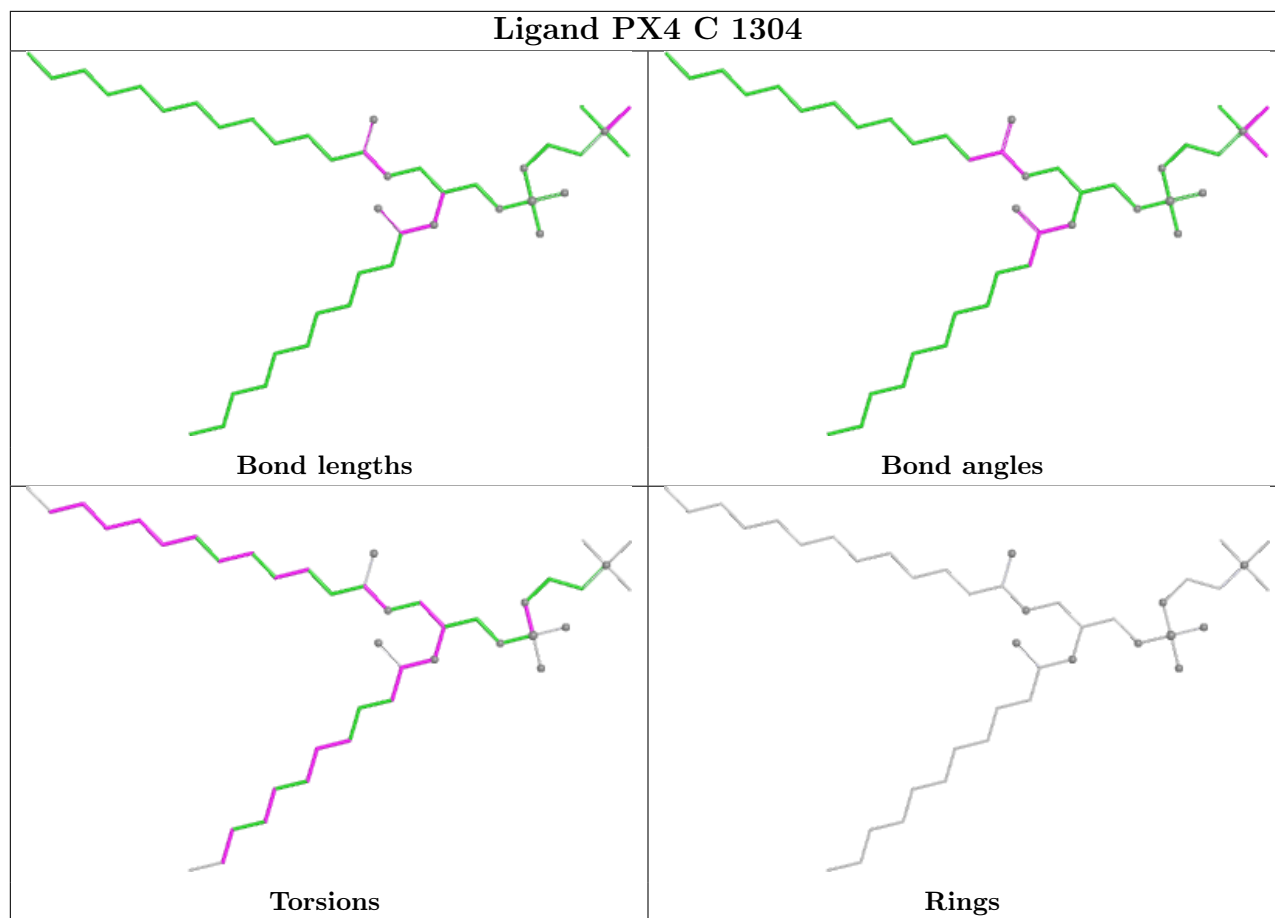


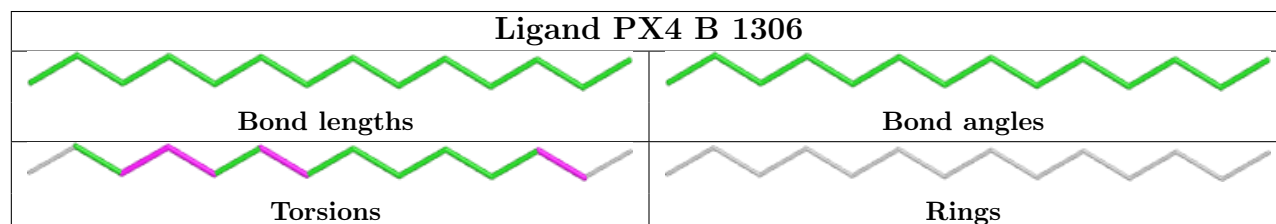
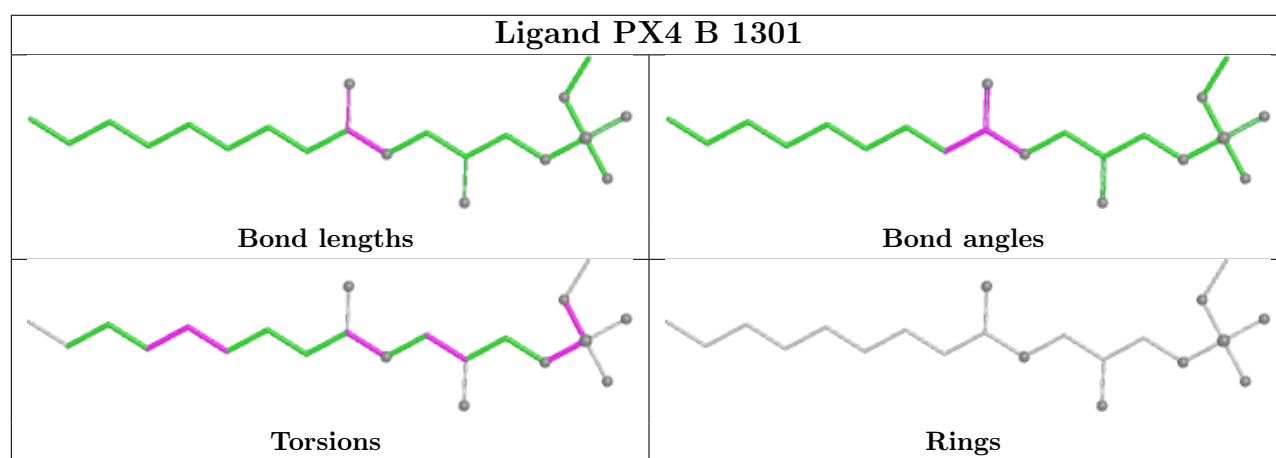
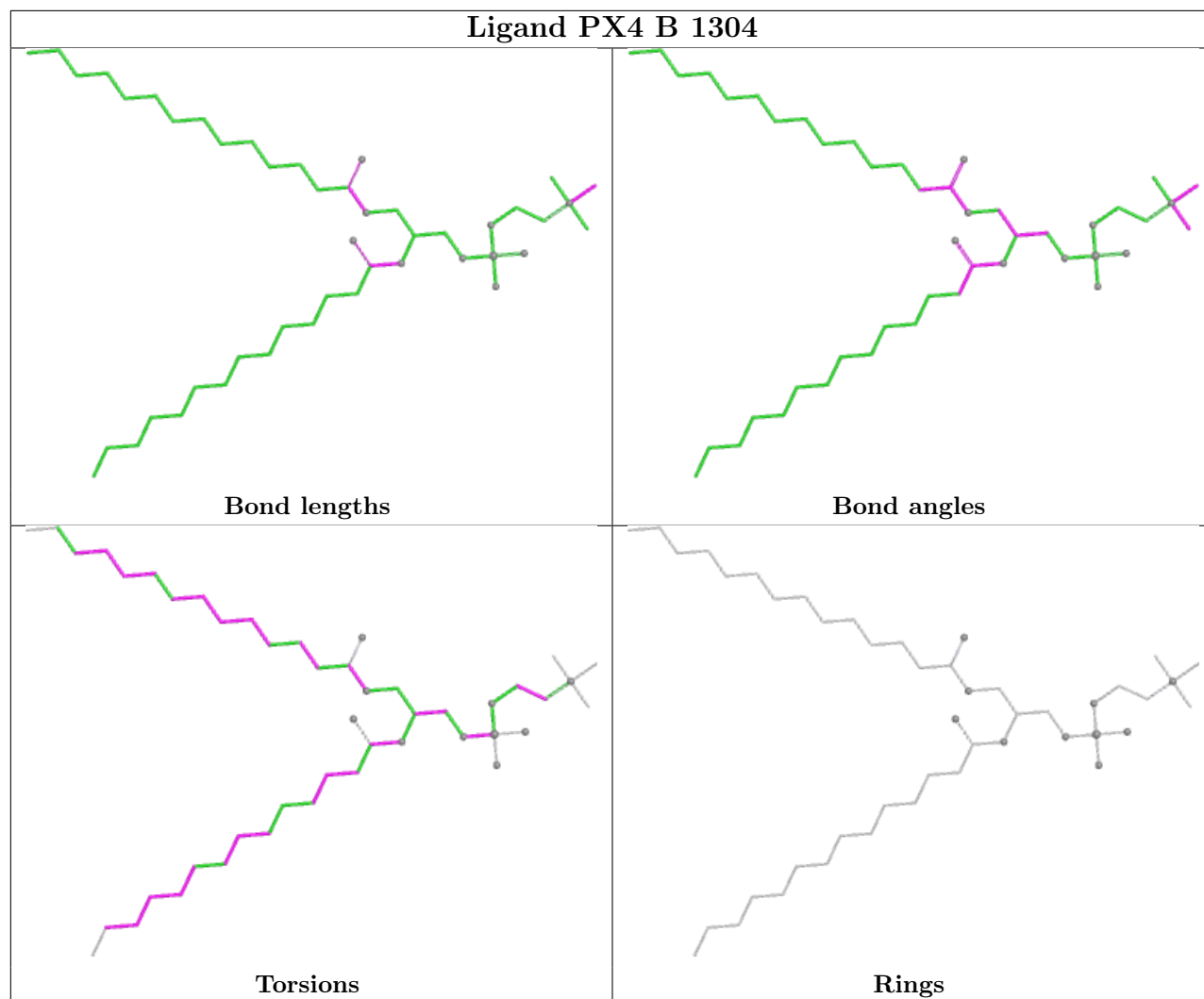


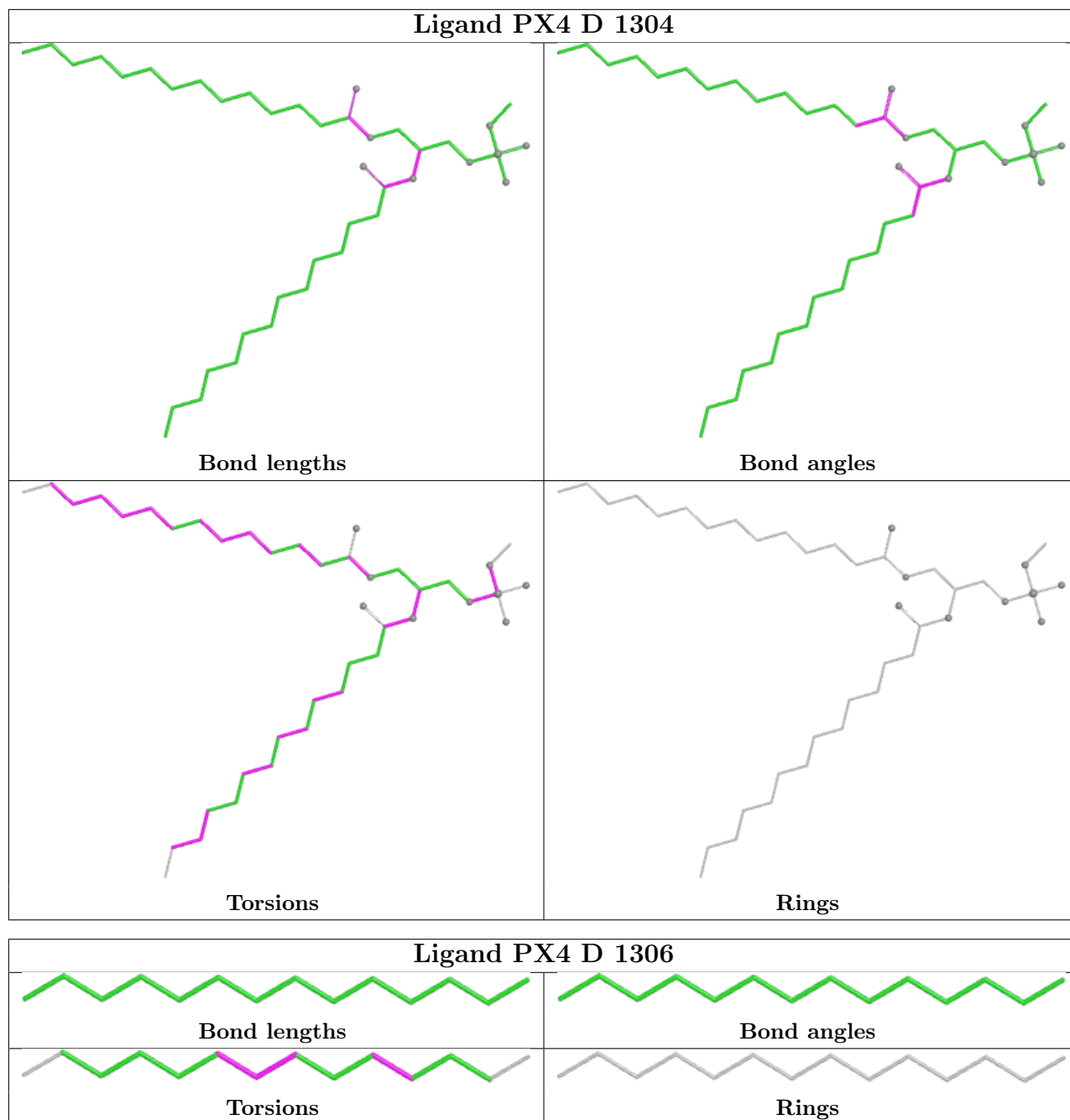


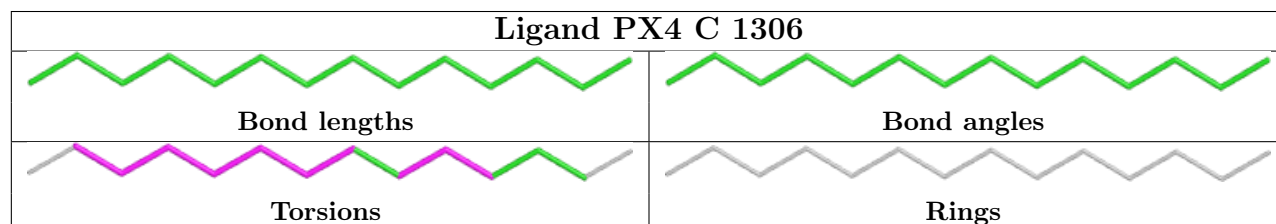

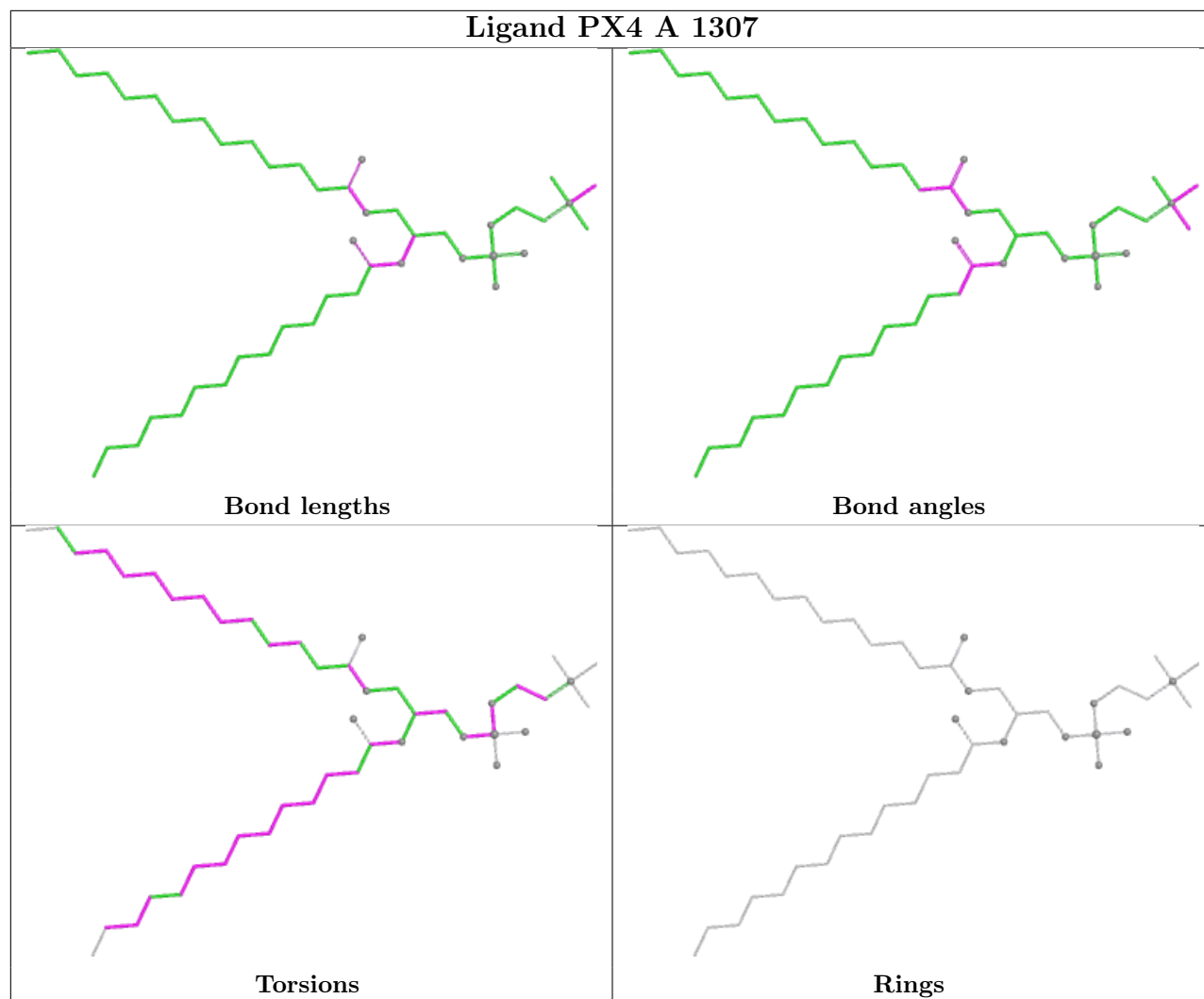


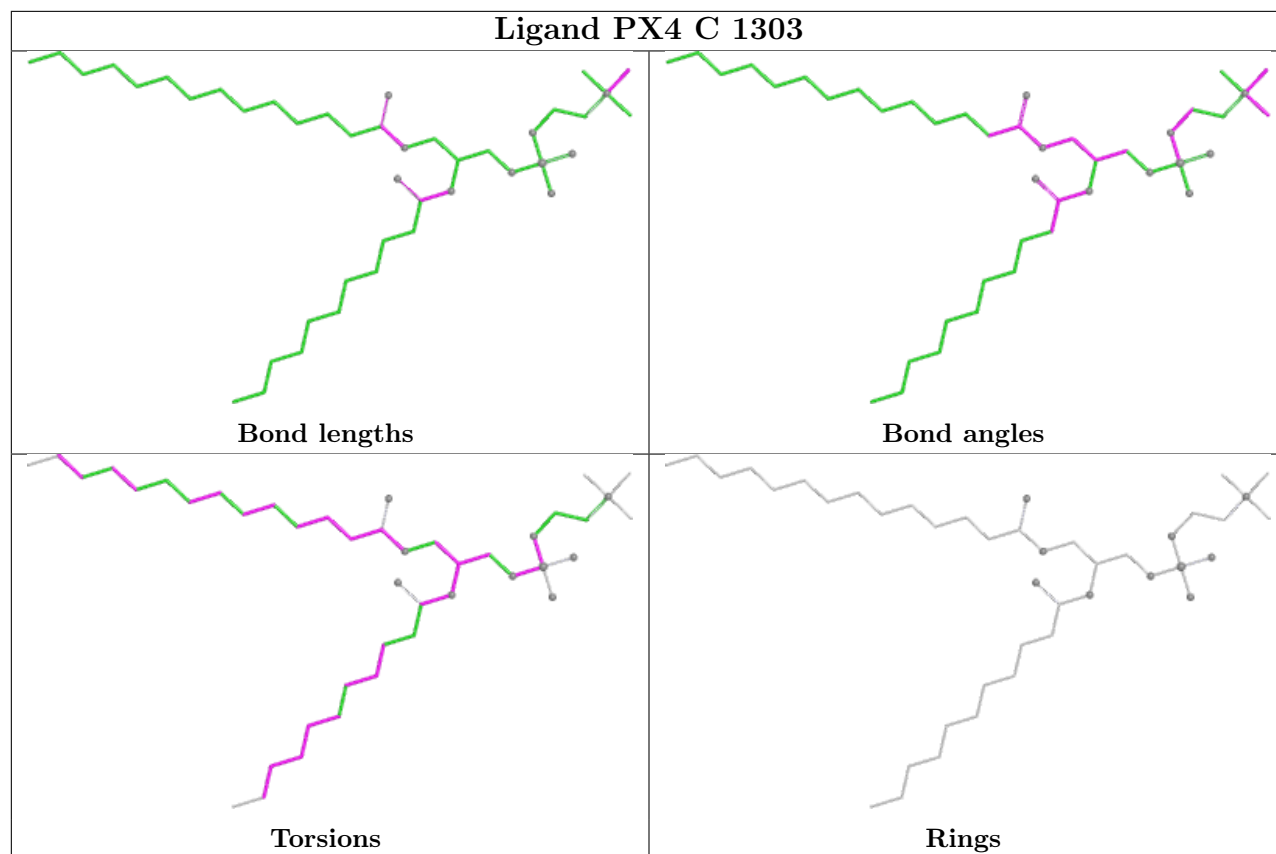












5.7 Other polymers [i](#)

There are no such residues in this entry.

5.8 Polymer linkage issues [i](#)

There are no chain breaks in this entry.

6 Fit of model and data [i](#)

6.1 Protein, DNA and RNA chains [i](#)

In the following table, the column labelled '#RSRZ > 2' contains the number (and percentage) of RSRZ outliers, followed by percent RSRZ outliers for the chain as percentile scores relative to all X-ray entries and entries of similar resolution. The OWAB column contains the minimum, median, 95th percentile and maximum values of the occupancy-weighted average B-factor per residue. The column labelled 'Q < 0.9' lists the number of (and percentage) of residues with an average occupancy less than 0.9.

Mol	Chain	Analysed	<RSRZ>	#RSRZ>2	OWAB(Å ²)	Q<0.9
1	A	219/237 (92%)	-1.00	0 100 100	29, 77, 112, 139	0
1	B	219/237 (92%)	-1.06	0 100 100	30, 76, 115, 135	0
1	C	219/237 (92%)	-1.05	0 100 100	28, 76, 112, 143	0
1	D	219/237 (92%)	-1.09	0 100 100	30, 78, 116, 137	0
All	All	876/948 (92%)	-1.05	0 100 100	28, 77, 115, 143	0

There are no RSRZ outliers to report.

6.2 Non-standard residues in protein, DNA, RNA chains [i](#)

There are no non-standard protein/DNA/RNA residues in this entry.

6.3 Carbohydrates [i](#)

There are no oligosaccharides in this entry.

6.4 Ligands [i](#)

In the following table, the Atoms column lists the number of modelled atoms in the group and the number defined in the chemical component dictionary. The B-factors column lists the minimum, median, 95th percentile and maximum values of B factors of atoms in the group. The column labelled 'Q < 0.9' lists the number of atoms with occupancy less than 0.9.

Mol	Type	Chain	Res	Atoms	RSCC	RSR	B-factors(Å ²)	Q<0.9
3	CA	A	1303	1/1	0.91	0.47	81,81,81,81	0
2	PX4	B	1301	21/46	0.96	0.11	74,95,112,122	0
3	CA	A	1304	1/1	0.96	0.38	99,99,99,99	0
3	CA	D	1303	1/1	0.96	0.40	113,113,113,113	0

Continued on next page...

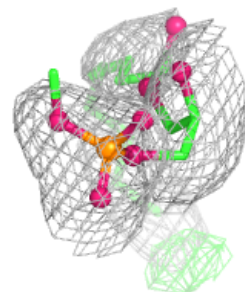
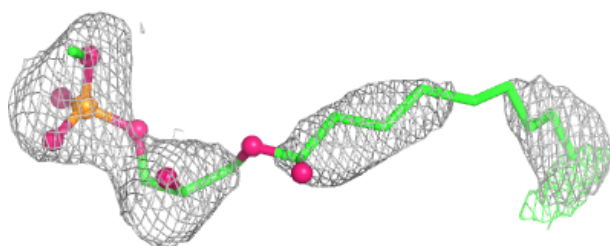
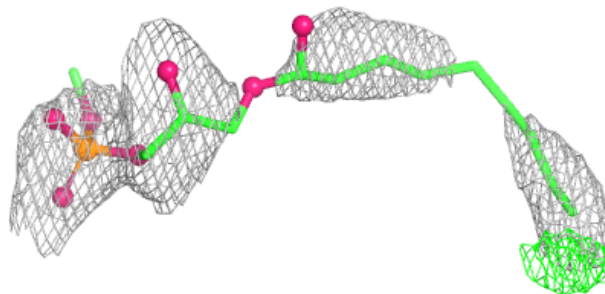
Continued from previous page...

Mol	Type	Chain	Res	Atoms	RSCC	RSR	B-factors(\AA^2)	Q<0.9
2	PX4	C	1301	21/46	0.97	0.09	74,94,111,124	0
2	PX4	C	1305	46/46	0.97	0.09	57,73,85,96	0
2	PX4	D	1306	14/46	0.97	0.12	47,70,75,79	0
2	PX4	A	1307	46/46	0.97	0.10	55,73,86,94	0
2	PX4	A	1301	21/46	0.97	0.09	68,96,111,120	0
2	PX4	B	1305	14/46	0.97	0.11	47,65,74,79	0
2	PX4	C	1306	14/46	0.98	0.09	47,63,75,77	0
2	PX4	D	1301	21/46	0.98	0.09	79,99,116,123	0
2	PX4	D	1304	41/46	0.98	0.08	62,74,90,100	0
2	PX4	D	1305	46/46	0.98	0.08	56,75,91,109	0
2	PX4	B	1306	14/46	0.98	0.09	51,62,82,83	0
2	PX4	B	1304	46/46	0.98	0.08	53,72,82,91	0
2	PX4	C	1302	41/46	0.98	0.09	60,74,93,109	0
2	PX4	A	1305	41/46	0.98	0.07	62,76,92,101	0
2	PX4	C	1304	42/46	0.99	0.06	49,68,79,83	0
2	PX4	B	1303	40/46	0.99	0.07	44,68,76,78	0
2	PX4	A	1306	41/46	0.99	0.06	44,69,78,81	0
2	PX4	B	1302	41/46	0.99	0.07	64,75,94,105	0
2	PX4	C	1303	43/46	0.99	0.06	48,71,76,84	0
3	CA	D	1302	1/1	1.00	0.13	59,59,59,59	0
3	CA	A	1302	1/1	1.00	0.06	63,63,63,63	0

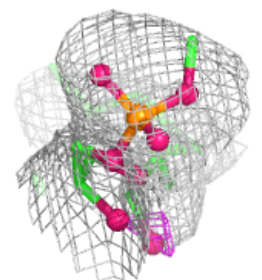
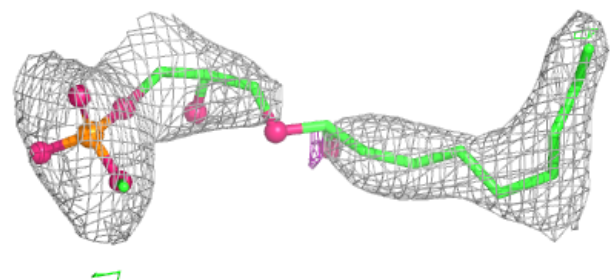
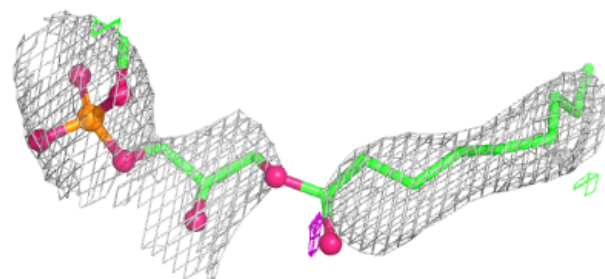
The following is a graphical depiction of the model fit to experimental electron density of all instances of the Ligand of Interest. In addition, ligands with molecular weight > 250 and outliers as shown on the geometry validation Tables will also be included. Each fit is shown from different orientation to approximate a three-dimensional view.

Electron density around PX4 B 1301:

$2mF_o-DF_c$ (at 0.7 rmsd) in gray
 mF_o-DF_c (at 3 rmsd) in purple (negative)
and green (positive)


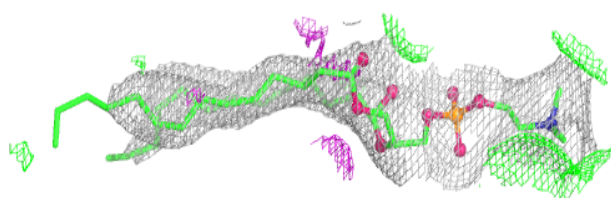
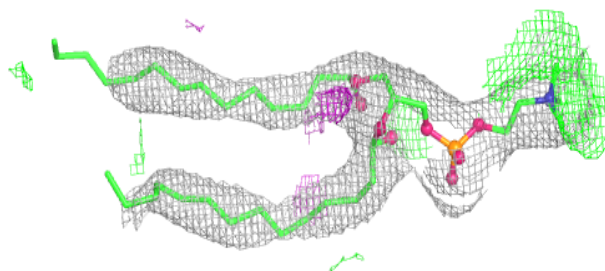
**Electron density around PX4 C 1301:**

$2mF_o-DF_c$ (at 0.7 rmsd) in gray
 mF_o-DF_c (at 3 rmsd) in purple (negative)
and green (positive)

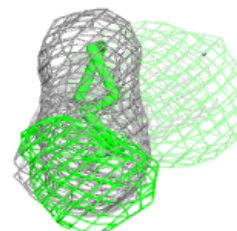
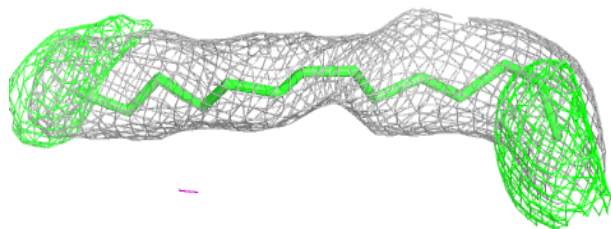
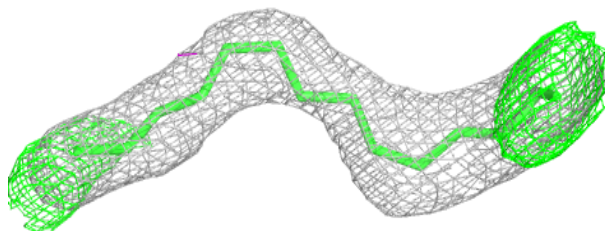


Electron density around PX4 C 1305:

$2mF_o-DF_c$ (at 0.7 rmsd) in gray
 mF_o-DF_c (at 3 rmsd) in purple (negative)
and green (positive)


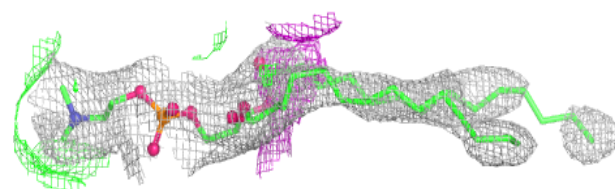
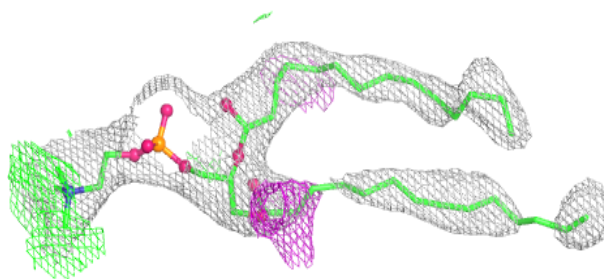
**Electron density around PX4 D 1306:**

$2mF_o-DF_c$ (at 0.7 rmsd) in gray
 mF_o-DF_c (at 3 rmsd) in purple (negative)
and green (positive)

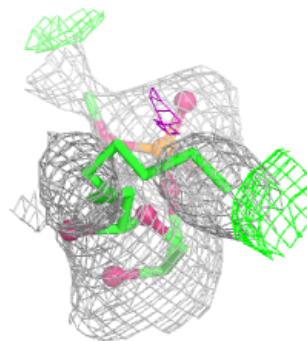
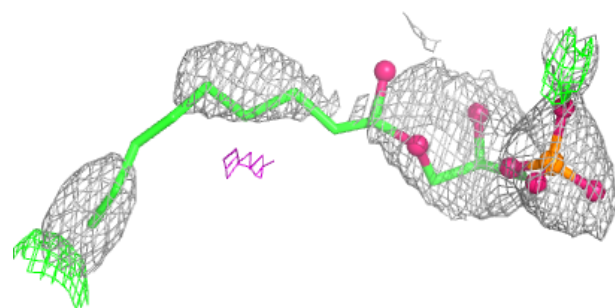
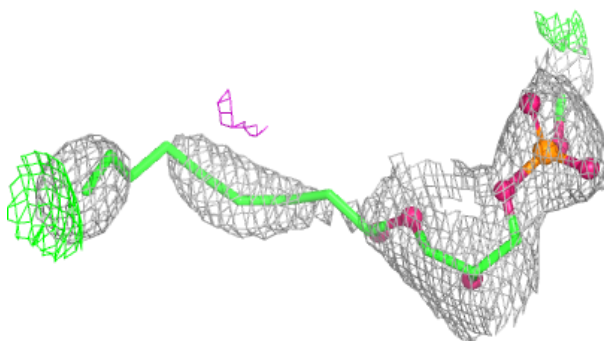


Electron density around PX4 A 1307:

$2mF_o-DF_c$ (at 0.7 rmsd) in gray
 mF_o-DF_c (at 3 rmsd) in purple (negative)
and green (positive)

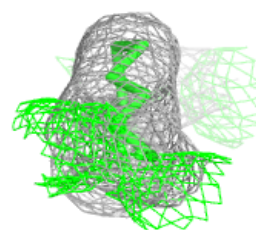

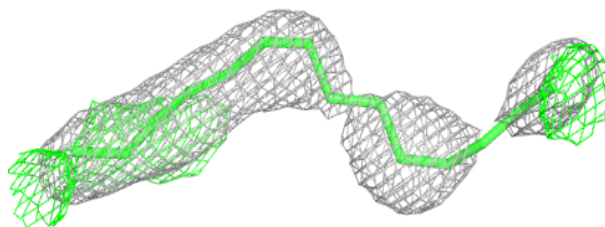
**Electron density around PX4 A 1301:**

$2mF_o-DF_c$ (at 0.7 rmsd) in gray
 mF_o-DF_c (at 3 rmsd) in purple (negative)
and green (positive)

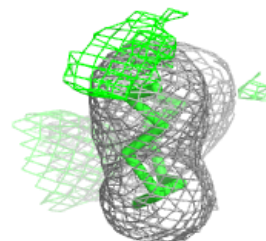
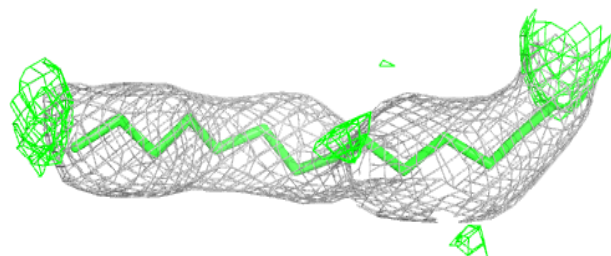
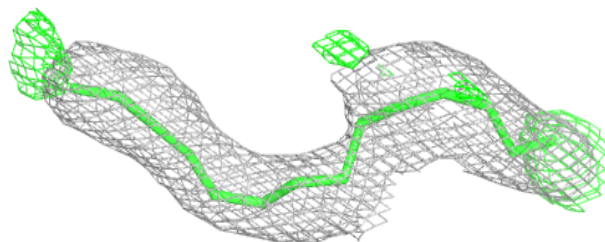


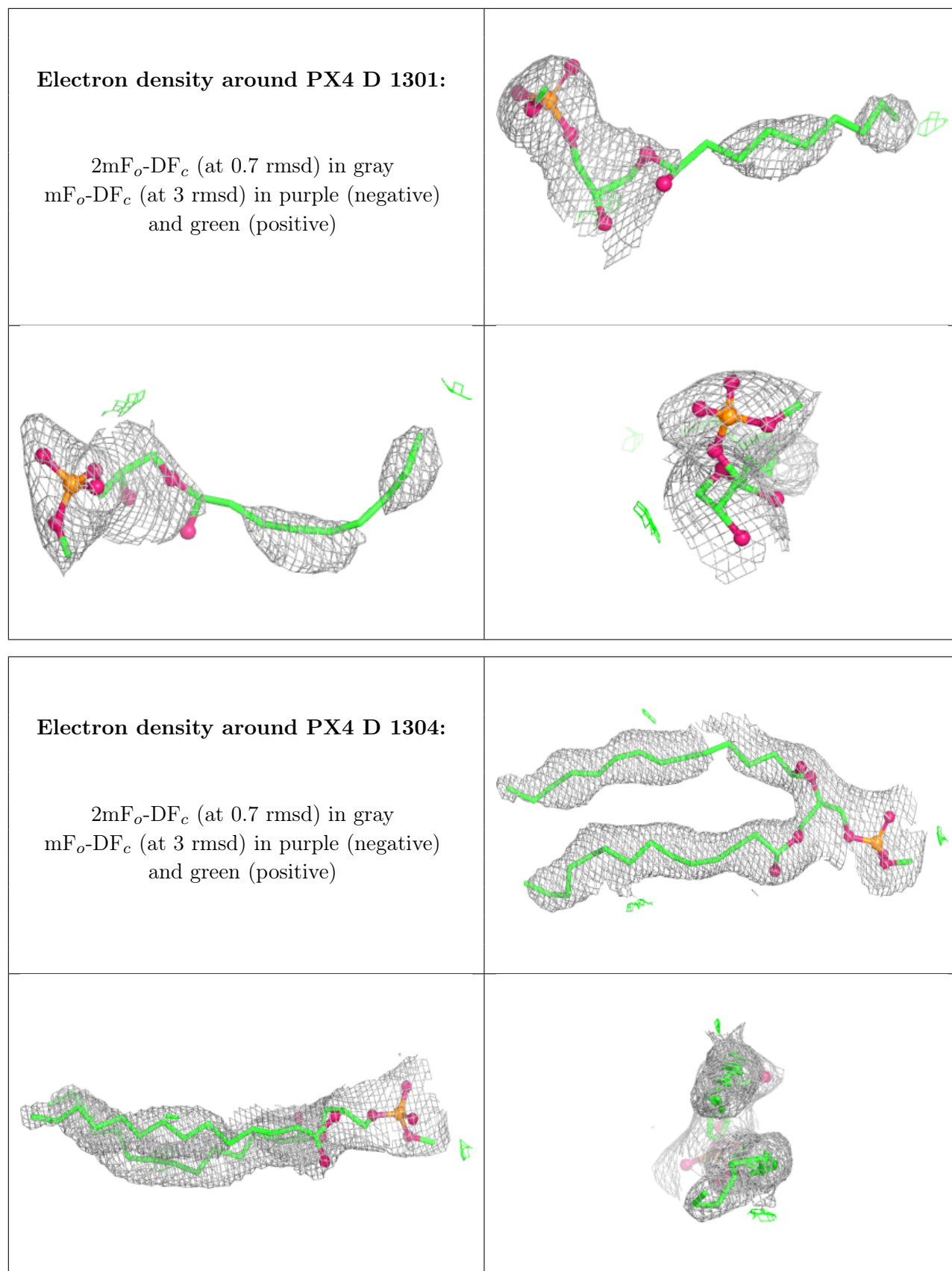
Electron density around PX4 B 1305:

$2mF_o-DF_c$ (at 0.7 rmsd) in gray
 mF_o-DF_c (at 3 rmsd) in purple (negative)
and green (positive)

**Electron density around PX4 C 1306:**

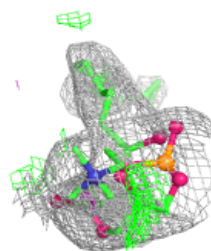
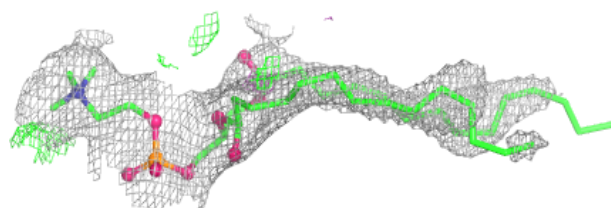
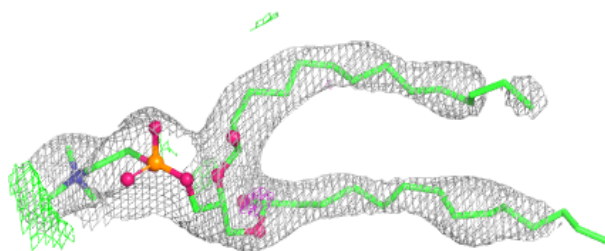
$2mF_o-DF_c$ (at 0.7 rmsd) in gray
 mF_o-DF_c (at 3 rmsd) in purple (negative)
and green (positive)



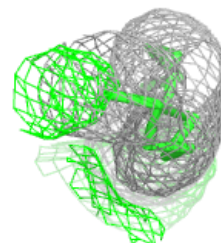
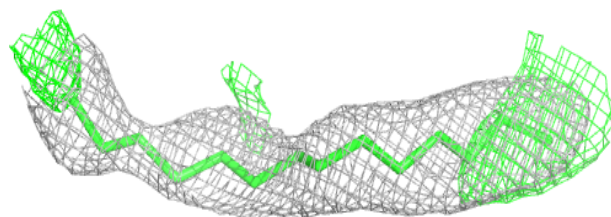
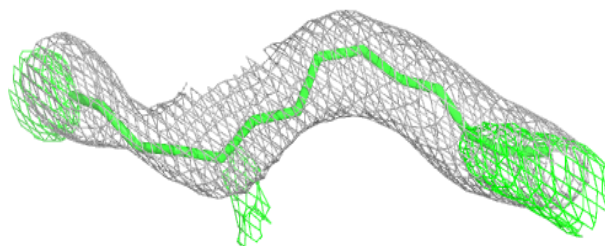


Electron density around PX4 D 1305:

$2mF_o-DF_c$ (at 0.7 rmsd) in gray
 mF_o-DF_c (at 3 rmsd) in purple (negative)
and green (positive)

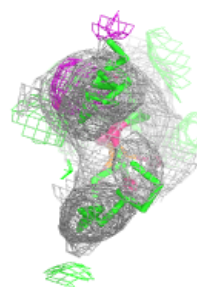
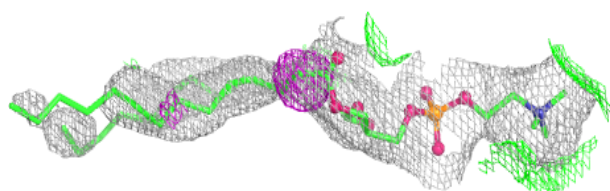
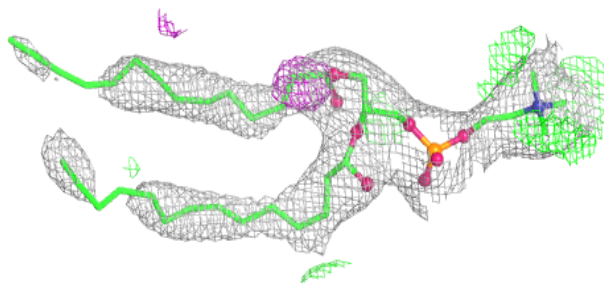
**Electron density around PX4 B 1306:**

$2mF_o-DF_c$ (at 0.7 rmsd) in gray
 mF_o-DF_c (at 3 rmsd) in purple (negative)
and green (positive)

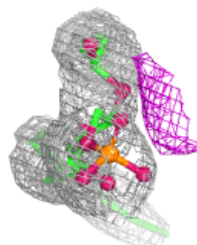
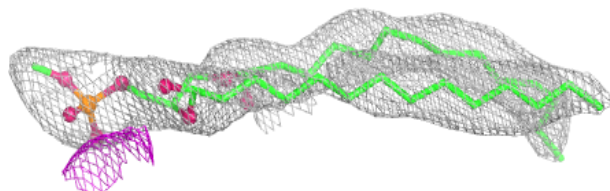
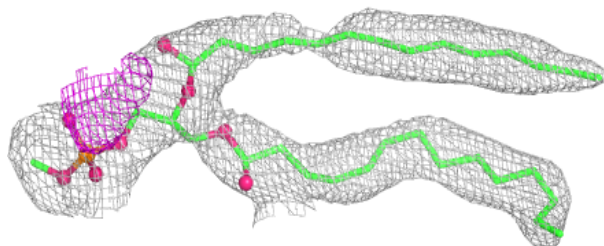


Electron density around PX4 B 1304:

$2mF_o-DF_c$ (at 0.7 rmsd) in gray
 mF_o-DF_c (at 3 rmsd) in purple (negative)
and green (positive)

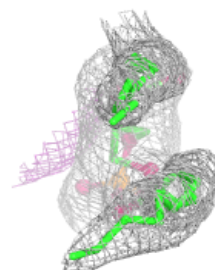

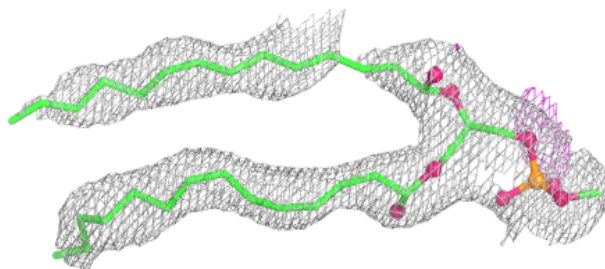
**Electron density around PX4 C 1302:**

$2mF_o-DF_c$ (at 0.7 rmsd) in gray
 mF_o-DF_c (at 3 rmsd) in purple (negative)
and green (positive)

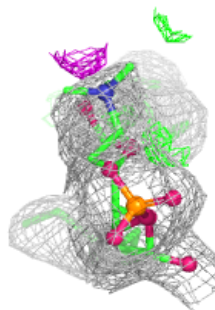
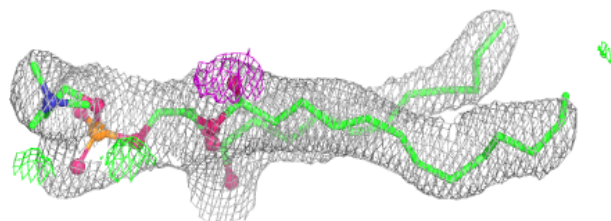
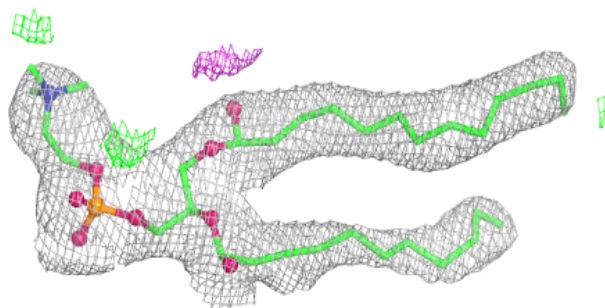


Electron density around PX4 A 1305:

$2mF_o-DF_c$ (at 0.7 rmsd) in gray
 mF_o-DF_c (at 3 rmsd) in purple (negative)
and green (positive)

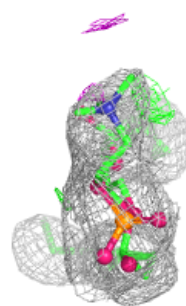
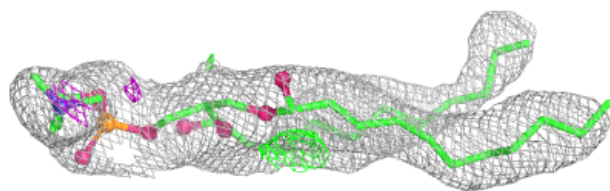
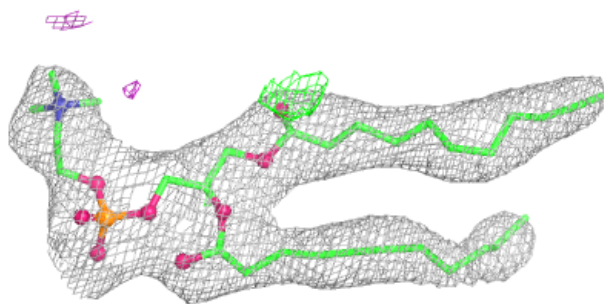
**Electron density around PX4 C 1304:**

$2mF_o-DF_c$ (at 0.7 rmsd) in gray
 mF_o-DF_c (at 3 rmsd) in purple (negative)
and green (positive)

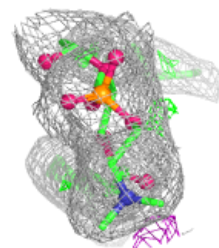
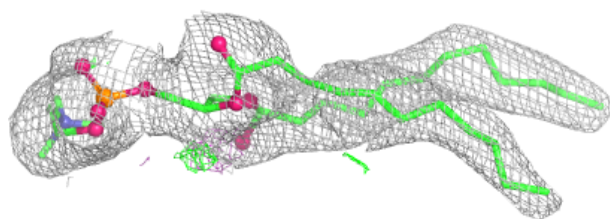
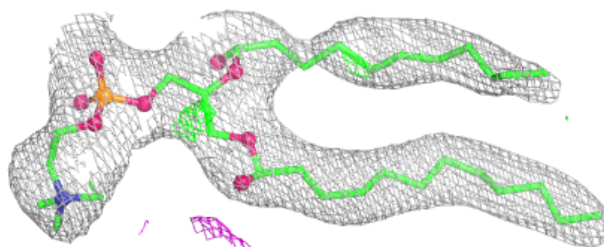


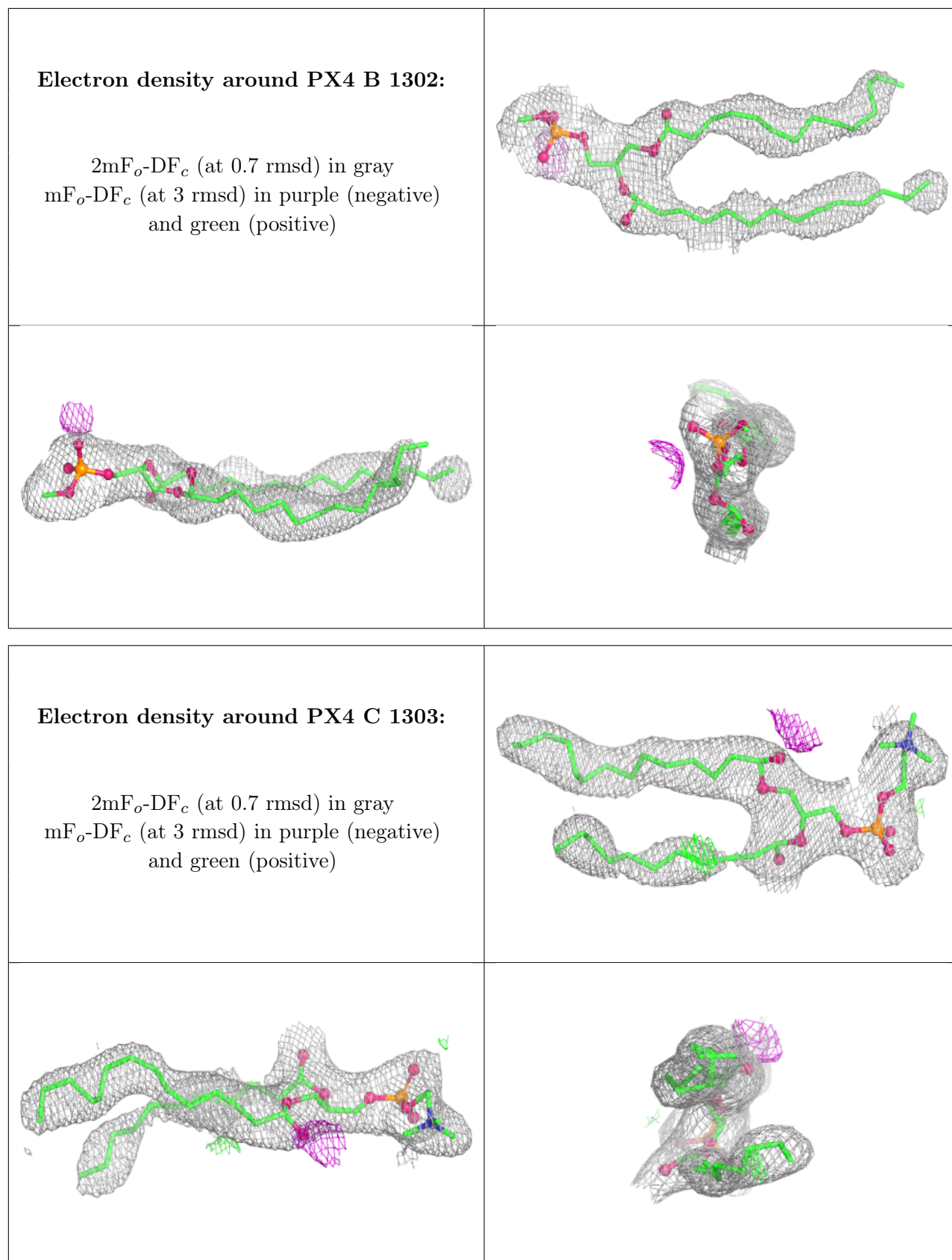
Electron density around PX4 B 1303:

$2mF_o-DF_c$ (at 0.7 rmsd) in gray
 mF_o-DF_c (at 3 rmsd) in purple (negative)
and green (positive)

**Electron density around PX4 A 1306:**

$2mF_o-DF_c$ (at 0.7 rmsd) in gray
 mF_o-DF_c (at 3 rmsd) in purple (negative)
and green (positive)





6.5 Other polymers [i](#)

There are no such residues in this entry.