



wwPDB X-ray Structure Validation Summary Report ⓘ

Mar 1, 2026 – 02:51 AM UTC

PDB ID : 9MTS / pdb_00009mts
Title : Crystal structure of the wild-type *Thermus thermophilus* 70S ribosome in complex with mRNA, A-site Q230-unmodified Release Factor 1, and P-site fMEA AAKC-peptidyl-tRNAcys at 2.70Å resolution
Authors : Aleksandrova, E.V.; Syroegin, E.A.; Basu, R.S.; Vassilevski, A.A.; Gagnon, M.G.; Polikanov, Y.S.
Deposited on : 2025-01-12
Resolution : 2.70 Å (reported)

This is a wwPDB X-ray Structure Validation Summary Report for a publicly released PDB entry.

We welcome your comments at validation@mail.wwpdb.org

A user guide is available at

<https://www.wwpdb.org/validation/2017/XrayValidationReportHelp>

with specific help available everywhere you see the ⓘ symbol.

The types of validation reports are described at

<http://www.wwpdb.org/validation/2017/FAQs#types>.

The following versions of software and data (see [references ⓘ](#)) were used in the production of this report:

MolProbity : 4-5-2 with Phenix2.0
Mogul : 2022.3.0, CSD as543be (2022)
Xtriage (Phenix) : 2.0
EDS : 3.0
Percentile statistics : 20250101.v01 (using entries in the PDB archive January 1st 2025)
CCP4 : 9.0.010 (Gargrove)
Density-Fitness : 1.0.12
Ideal geometry (proteins) : Engh & Huber (2001)
Ideal geometry (DNA, RNA) : Parkinson et al. (1996)
Validation Pipeline (wwPDB-VP) : 2.49

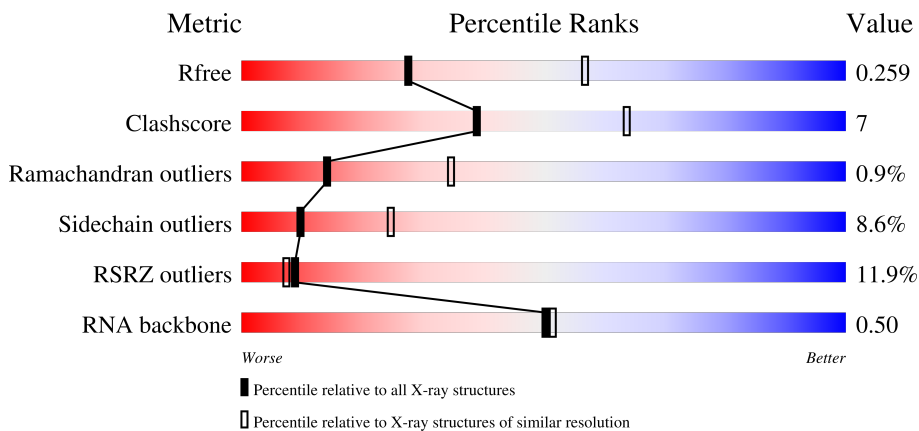
1 Overall quality at a glance

The following experimental techniques were used to determine the structure:

X-RAY DIFFRACTION

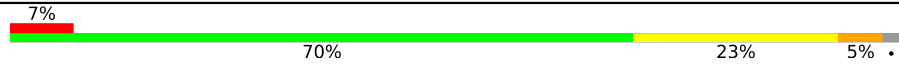
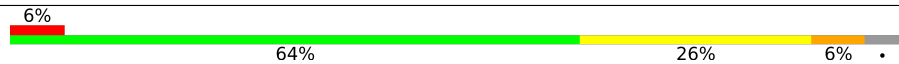

The reported resolution of this entry is 2.70 Å.

Percentile scores (ranging between 0-100) for global validation metrics of the entry are shown in the following graphic. The table shows the number of entries on which the scores are based.



Metric	Whole archive (#Entries)	Similar resolution (#Entries, resolution range(Å))
R_{free}	180053	3538 (2.70-2.70)
Clashscore	190562	3843 (2.70-2.70)
Ramachandran outliers	187476	3778 (2.70-2.70)
Sidechain outliers	187428	3778 (2.70-2.70)
RSRZ outliers	180081	3538 (2.70-2.70)
RNA backbone	3983	1044 (2.90-2.50)

The table below summarises the geometric issues observed across the polymeric chains and their fit to the electron density. The red, orange, yellow and green segments of the lower bar indicate the fraction of residues that contain outliers for ≥ 3 , 2, 1 and 0 types of geometric quality criteria respectively. A grey segment represents the fraction of residues that are not modelled. The numeric value for each fraction is indicated below the corresponding segment, with a dot representing fractions $\leq 5\%$. The upper red bar (where present) indicates the fraction of residues that have poor fit to the electron density. The numeric value is given above the bar.

Mol	Chain	Length	Quality of chain
1	1A	2915	
1	2A	2915	
2	1B	121	

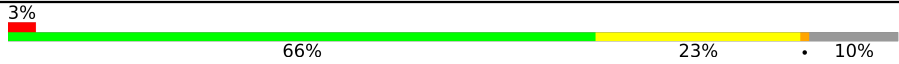

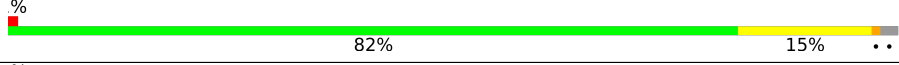

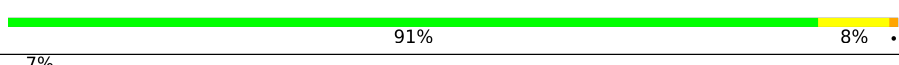
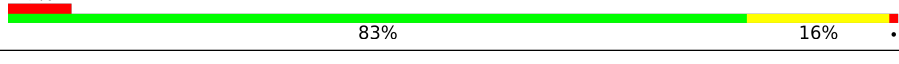
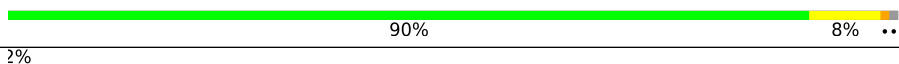

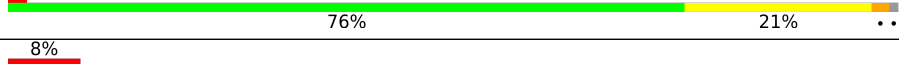




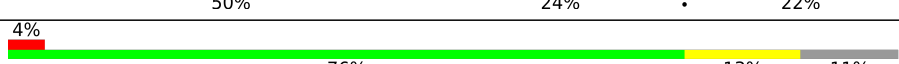

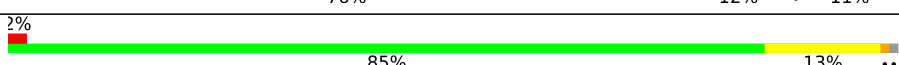
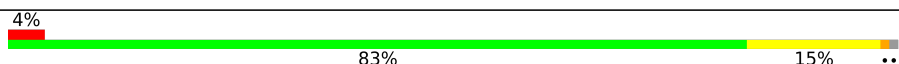
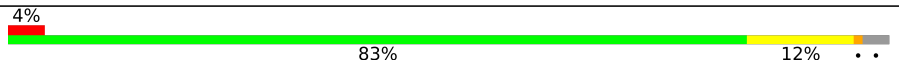
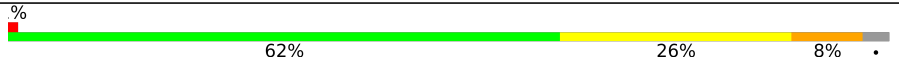


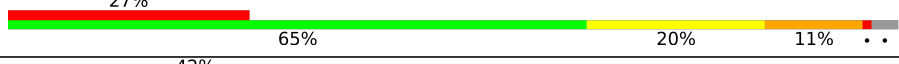
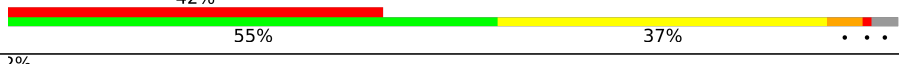
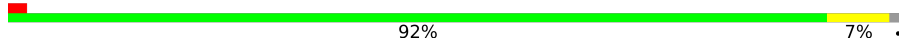

Continued on next page...

Continued from previous page...

Mol	Chain	Length	Quality of chain
2	2B	121	5% 61% 33% 5% .
3	1D	276	% 82% 17% .
3	2D	276	2% 82% 16% .
4	1E	206	% 83% 15% ..
4	2E	206	2% 79% 19% ..
5	1F	210	64% 28% . .
5	2F	210	6% 64% 29% . .
6	1G	182	13% 78% 18% . .
6	2G	182	27% 63% 31% 6% .
7	1H	180	3% 73% 22% . .
7	2H	180	42% 71% 23% . . .
8	1I	148	7% 70% 24% 5% .
8	2I	148	18% 70% 24% 5% .
9	1N	140	% 83% 15% .
9	2N	140	7% 84% 14% .
10	1O	122	2% 86% 14%
10	2O	122	2% 82% 16% .
11	1P	150	2% 81% 16% . .
11	2P	150	4% 73% 25% . .
12	1Q	141	% 88% 12%
12	2Q	141	4% 73% 26% .
13	1R	118	82% 17% .
13	2R	118	% 76% 24%
14	1S	112	73% 22% . .
14	2S	112	20% 63% 32% . .

Continued on next page...

Continued from previous page...

Mol	Chain	Length	Quality of chain
15	1T	146	
15	2T	146	
16	1U	118	
16	2U	118	
17	1V	101	
17	2V	101	
18	1W	113	
18	2W	113	
19	1X	96	
19	2X	96	
20	1Y	110	
20	2Y	110	
21	1Z	206	
21	2Z	206	
22	10	85	
22	20	85	
23	11	98	
23	21	98	
24	12	72	
24	22	72	
25	13	60	
25	23	60	
26	14	71	
26	24	71	
27	15	60	

Continued on next page...

Continued from previous page...

Mol	Chain	Length	Quality of chain
27	25	60	2% 83% 15% .
28	16	54	80% 19% .
28	26	54	7% 80% 19% .
29	17	49	6% 88% 10% .
29	27	49	4% 63% 33% ..
30	18	65	72% 26% .
30	28	65	2% 77% 20% ..
31	19	37	86% 14%
31	29	37	8% 78% 19% .
32	1a	1521	10% 59% 33% 7% .
32	2a	1521	13% 60% 31% 7% .
33	1b	256	28% 43% 40% 7% 10%
33	2b	256	49% 50% 35% 5% 10%
34	1c	239	27% 56% 28% 14%
34	2c	239	46% 57% 27% 14%
35	1d	209	30% 65% 32% .
35	2d	209	21% 67% 31% .
36	1e	162	7% 62% 27% 9%
36	2e	162	14% 67% 23% 9%
37	1f	101	3% 71% 28% .
37	2f	101	12% 71% 27% ..
38	1g	156	17% 72% 23% ...
38	2g	156	31% 68% 28% ..
39	1h	138	9% 65% 32% ..
39	2h	138	12% 72% 25% ..

Continued on next page...

Continued from previous page...

Mol	Chain	Length	Quality of chain
40	1i	128	
40	2i	128	
41	1j	105	
41	2j	105	
42	1k	129	
42	2k	129	
43	1l	132	
43	2l	132	
44	1m	126	
44	2m	126	
45	1n	61	
45	2n	61	
46	1o	89	
46	2o	89	
47	1p	88	
47	2p	88	
48	1q	105	
48	2q	105	
49	1r	88	
49	2r	88	
50	1s	93	
50	2s	93	
51	1t	106	
51	2t	106	
52	1u	27	

Continued on next page...

Continued from previous page...

Mol	Chain	Length	Quality of chain
52	2u	27	
53	1v	24	
53	2v	24	
54	1w	354	
54	2w	354	
55	1x	74	
55	2x	74	
56	1z	7	
56	2z	7	

The following table lists non-polymeric compounds, carbohydrate monomers and non-standard residues in protein, DNA, RNA chains that are outliers for geometric or electron-density-fit criteria:

Mol	Type	Chain	Res	Chirality	Geometry	Clashes	Electron density
57	MG	2A	3239	-	-	-	X

2 Entry composition [i](#)

There are 61 unique types of molecules in this entry. The entry contains 296409 atoms, of which 0 are hydrogens and 0 are deuteriums.

In the tables below, the ZeroOcc column contains the number of atoms modelled with zero occupancy, the AltConf column contains the number of residues with at least one atom in alternate conformation and the Trace column contains the number of residues modelled with at most 2 atoms.

- Molecule 1 is a RNA chain called 23S Ribosomal RNA.

Mol	Chain	Residues	Atoms					ZeroOcc	AltConf	Trace
			Total	C	N	O	P			
1	1A	2871	Total	C	N	O	P	0	0	0
			61852	27531	11572	19878	2871			
1	2A	2800	Total	C	N	O	P	0	0	0
			60322	26848	11284	19390	2800			

- Molecule 2 is a RNA chain called 5S Ribosomal RNA.

Mol	Chain	Residues	Atoms					ZeroOcc	AltConf	Trace
			Total	C	N	O	P			
2	1B	120	Total	C	N	O	P	0	0	0
			2577	1146	476	835	120			
2	2B	120	Total	C	N	O	P	0	0	0
			2575	1146	476	833	120			

- Molecule 3 is a protein called 50S ribosomal protein L2.

Mol	Chain	Residues	Atoms					ZeroOcc	AltConf	Trace
			Total	C	N	O	S			
3	1D	275	Total	C	N	O	S	0	0	0
			2136	1349	423	361	3			
3	2D	275	Total	C	N	O	S	0	0	0
			2136	1349	423	361	3			

- Molecule 4 is a protein called 50S ribosomal protein L3.

Mol	Chain	Residues	Atoms					ZeroOcc	AltConf	Trace
			Total	C	N	O	S			
4	1E	204	Total	C	N	O	S	0	0	0
			1559	985	298	270	6			
4	2E	204	Total	C	N	O	S	0	0	0
			1559	985	298	270	6			

- Molecule 5 is a protein called 50S ribosomal protein L4.

Mol	Chain	Residues	Atoms					ZeroOcc	AltConf	Trace
5	1F	203	Total	C	N	O	S	0	0	1
			1584	1009	298	275	2			
5	2F	203	Total	C	N	O	S	0	0	1
			1580	1007	297	274	2			

- Molecule 6 is a protein called 50S ribosomal protein L5.

Mol	Chain	Residues	Atoms					ZeroOcc	AltConf	Trace
6	1G	181	Total	C	N	O	S	0	0	0
			1423	913	253	253	4			
6	2G	181	Total	C	N	O	S	0	0	0
			1428	913	258	253	4			

- Molecule 7 is a protein called 50S ribosomal protein L6.

Mol	Chain	Residues	Atoms					ZeroOcc	AltConf	Trace
7	1H	174	Total	C	N	O	S	0	0	0
			1330	845	248	236	1			
7	2H	174	Total	C	N	O	S	0	0	0
			1330	845	248	236	1			

- Molecule 8 is a protein called 50S ribosomal protein L9.

Mol	Chain	Residues	Atoms					ZeroOcc	AltConf	Trace
8	1I	146	Total	C	N	O	S	0	0	0
			1097	701	191	204	1			
8	2I	146	Total	C	N	O	S	0	0	0
			1064	681	186	196	1			

- Molecule 9 is a protein called 50S ribosomal protein L13.

Mol	Chain	Residues	Atoms					ZeroOcc	AltConf	Trace
9	1N	140	Total	C	N	O	S	0	0	0
			1117	719	207	187	4			
9	2N	140	Total	C	N	O	S	0	0	0
			1117	719	207	187	4			

- Molecule 10 is a protein called 50S ribosomal protein L14.

Mol	Chain	Residues	Atoms					ZeroOcc	AltConf	Trace
10	1O	122	Total	C	N	O	S	0	0	0
			933	588	171	170	4			

Continued on next page...

Continued from previous page...

Mol	Chain	Residues	Atoms					ZeroOcc	AltConf	Trace
10	2O	122	Total	C	N	O	S	0	0	0
			933	588	171	170	4			

- Molecule 11 is a protein called 50S ribosomal protein L15.

Mol	Chain	Residues	Atoms					ZeroOcc	AltConf	Trace
11	1P	149	Total	C	N	O	S	0	0	0
			1135	706	230	196	3			
11	2P	149	Total	C	N	O	S	0	0	0
			1135	706	230	196	3			

- Molecule 12 is a protein called 50S ribosomal protein L16.

Mol	Chain	Residues	Atoms					ZeroOcc	AltConf	Trace
12	1Q	141	Total	C	N	O	S	0	0	0
			1122	715	212	188	7			
12	2Q	141	Total	C	N	O	S	0	0	0
			1122	715	212	188	7			

- Molecule 13 is a protein called 50S ribosomal protein L17.

Mol	Chain	Residues	Atoms					ZeroOcc	AltConf	Trace
13	1R	118	Total	C	N	O	S	0	0	0
			968	604	203	160	1			
13	2R	118	Total	C	N	O	S	0	0	0
			968	604	203	160	1			

- Molecule 14 is a protein called 50S ribosomal protein L18.

Mol	Chain	Residues	Atoms				ZeroOcc	AltConf	Trace
14	1S	110	Total	C	N	O	0	0	0
			873	550	174	149			
14	2S	110	Total	C	N	O	0	0	0
			870	549	173	148			

- Molecule 15 is a protein called 50S ribosomal protein L19.

Mol	Chain	Residues	Atoms					ZeroOcc	AltConf	Trace
15	1T	131	Total	C	N	O	S	0	0	0
			1091	680	225	185	1			
15	2T	131	Total	C	N	O	S	0	0	0
			1083	675	224	183	1			

- Molecule 16 is a protein called 50S ribosomal protein L20.

Mol	Chain	Residues	Atoms					ZeroOcc	AltConf	Trace
16	1U	116	Total	C	N	O	S	0	0	0
			959	608	201	149	1			
16	2U	116	Total	C	N	O	S	0	0	0
			959	608	201	149	1			

- Molecule 17 is a protein called 50S ribosomal protein L21.

Mol	Chain	Residues	Atoms					ZeroOcc	AltConf	Trace
17	1V	101	Total	C	N	O	S	0	0	0
			771	495	140	135	1			
17	2V	101	Total	C	N	O	S	0	0	0
			771	495	140	135	1			

- Molecule 18 is a protein called 50S ribosomal protein L22.

Mol	Chain	Residues	Atoms					ZeroOcc	AltConf	Trace
18	1W	112	Total	C	N	O	S	0	0	0
			886	557	174	153	2			
18	2W	112	Total	C	N	O	S	0	0	0
			886	557	174	153	2			

- Molecule 19 is a protein called 50S ribosomal protein L23.

Mol	Chain	Residues	Atoms					ZeroOcc	AltConf	Trace
19	1X	95	Total	C	N	O	S	0	0	0
			750	488	135	126	1			
19	2X	95	Total	C	N	O	S	0	0	0
			750	488	135	126	1			

- Molecule 20 is a protein called 50S ribosomal protein L24.

Mol	Chain	Residues	Atoms					ZeroOcc	AltConf	Trace
20	1Y	107	Total	C	N	O	S	0	0	0
			806	517	152	131	6			
20	2Y	107	Total	C	N	O	S	0	0	0
			806	517	152	131	6			

- Molecule 21 is a protein called 50S ribosomal protein L25.

Mol	Chain	Residues	Atoms					ZeroOcc	AltConf	Trace
21	1Z	154	Total	C	N	O	S	0	0	0
			1240	795	222	220	3			
21	2Z	160	Total	C	N	O	S	0	0	0
			1271	814	228	227	2			

- Molecule 22 is a protein called 50S ribosomal protein L27.

Mol	Chain	Residues	Atoms					ZeroOcc	AltConf	Trace
22	10	76	Total	C	N	O	S	0	0	0
			604	373	128	102	1			
22	20	76	Total	C	N	O	S	0	0	0
			604	373	128	102	1			

- Molecule 23 is a protein called 50S ribosomal protein L28.

Mol	Chain	Residues	Atoms					ZeroOcc	AltConf	Trace
23	11	97	Total	C	N	O	S	0	0	0
			755	475	148	131	1			
23	21	97	Total	C	N	O	S	0	0	0
			755	475	148	131	1			

- Molecule 24 is a protein called 50S ribosomal protein L29.

Mol	Chain	Residues	Atoms					ZeroOcc	AltConf	Trace
24	12	70	Total	C	N	O	S	0	0	0
			588	365	118	103	2			
24	22	70	Total	C	N	O	S	0	0	0
			588	365	118	103	2			

- Molecule 25 is a protein called 50S ribosomal protein L30.

Mol	Chain	Residues	Atoms				ZeroOcc	AltConf	Trace
25	13	59	Total	C	N	O	0	0	0
			469	298	90	81			
25	23	59	Total	C	N	O	0	0	0
			464	296	90	78			

- Molecule 26 is a protein called 50S ribosomal protein L31.

Mol	Chain	Residues	Atoms					ZeroOcc	AltConf	Trace
26	14	69	Total	C	N	O	S	0	0	0
			552	349	99	99	5			

Continued on next page...

Continued from previous page...

Mol	Chain	Residues	Atoms					ZeroOcc	AltConf	Trace
26	24	69	Total	C	N	O	S	0	0	0
			532	339	97	91	5			

- Molecule 27 is a protein called 50S ribosomal protein L32.

Mol	Chain	Residues	Atoms					ZeroOcc	AltConf	Trace
27	15	59	Total	C	N	O	S	0	0	0
			455	285	89	76	5			
27	25	59	Total	C	N	O	S	0	0	0
			455	285	89	76	5			

- Molecule 28 is a protein called 50S ribosomal protein L33.

Mol	Chain	Residues	Atoms					ZeroOcc	AltConf	Trace
28	16	53	Total	C	N	O	S	0	0	0
			453	281	91	77	4			
28	26	53	Total	C	N	O	S	0	0	0
			449	279	91	75	4			

- Molecule 29 is a protein called 50S ribosomal protein L34.

Mol	Chain	Residues	Atoms					ZeroOcc	AltConf	Trace
29	17	48	Total	C	N	O	S	0	0	0
			418	257	104	55	2			
29	27	48	Total	C	N	O	S	0	0	0
			418	257	104	55	2			

- Molecule 30 is a protein called 50S ribosomal protein L35.

Mol	Chain	Residues	Atoms					ZeroOcc	AltConf	Trace
30	18	64	Total	C	N	O	S	0	0	0
			517	331	102	82	2			
30	28	64	Total	C	N	O	S	0	0	0
			517	331	102	82	2			

- Molecule 31 is a protein called 50S ribosomal protein L36.

Mol	Chain	Residues	Atoms					ZeroOcc	AltConf	Trace
31	19	37	Total	C	N	O	S	0	0	0
			307	188	68	47	4			
31	29	37	Total	C	N	O	S	0	0	0
			307	188	68	47	4			

- Molecule 32 is a RNA chain called 16S Ribosomal RNA.

Mol	Chain	Residues	Atoms					ZeroOcc	AltConf	Trace
32	1a	1500	Total	C	N	O	P	0	0	0
			32246	14358	5975	10413	1500			
32	2a	1503	Total	C	N	O	P	0	0	0
			32327	14396	5990	10438	1503			

- Molecule 33 is a protein called 30S ribosomal protein S2.

Mol	Chain	Residues	Atoms					ZeroOcc	AltConf	Trace
33	1b	231	Total	C	N	O	S	0	0	0
			1846	1179	331	331	5			
33	2b	231	Total	C	N	O	S	0	0	0
			1825	1167	326	327	5			

- Molecule 34 is a protein called 30S ribosomal protein S3.

Mol	Chain	Residues	Atoms					ZeroOcc	AltConf	Trace
34	1c	206	Total	C	N	O	S	0	0	0
			1548	973	301	273	1			
34	2c	206	Total	C	N	O	S	0	0	0
			1542	968	300	273	1			

- Molecule 35 is a protein called 30S ribosomal protein S4.

Mol	Chain	Residues	Atoms					ZeroOcc	AltConf	Trace
35	1d	208	Total	C	N	O	S	0	0	0
			1655	1038	326	284	7			
35	2d	208	Total	C	N	O	S	0	0	0
			1674	1050	333	284	7			

- Molecule 36 is a protein called 30S ribosomal protein S5.

Mol	Chain	Residues	Atoms					ZeroOcc	AltConf	Trace
36	1e	148	Total	C	N	O	S	0	0	0
			1129	714	213	198	4			
36	2e	148	Total	C	N	O	S	0	0	0
			1133	716	214	199	4			

- Molecule 37 is a protein called 30S ribosomal protein S6.

Mol	Chain	Residues	Atoms					ZeroOcc	AltConf	Trace
37	1f	100	Total	C	N	O	S	0	0	0
			810	514	144	149	3			
37	2f	100	Total	C	N	O	S	0	0	0
			816	516	146	151	3			

- Molecule 38 is a protein called 30S ribosomal protein S7.

Mol	Chain	Residues	Atoms					ZeroOcc	AltConf	Trace
38	1g	155	Total	C	N	O	S	0	0	0
			1231	766	243	216	6			
38	2g	155	Total	C	N	O	S	0	0	0
			1235	769	244	216	6			

- Molecule 39 is a protein called 30S ribosomal protein S8.

Mol	Chain	Residues	Atoms					ZeroOcc	AltConf	Trace
39	1h	137	Total	C	N	O	S	0	0	0
			1088	689	206	191	2			
39	2h	137	Total	C	N	O	S	0	0	0
			1088	689	206	191	2			

- Molecule 40 is a protein called 30S ribosomal protein S9.

Mol	Chain	Residues	Atoms				ZeroOcc	AltConf	Trace
40	1i	127	Total	C	N	O	0	0	0
			983	623	193	167			
40	2i	127	Total	C	N	O	0	0	0
			978	619	190	169			

- Molecule 41 is a protein called 30S ribosomal protein S10.

Mol	Chain	Residues	Atoms				ZeroOcc	AltConf	Trace
41	1j	97	Total	C	N	O	0	0	0
			709	440	138	131			
41	2j	96	Total	C	N	O	0	0	0
			714	445	138	131			

- Molecule 42 is a protein called 30S ribosomal protein S11.

Mol	Chain	Residues	Atoms					ZeroOcc	AltConf	Trace
42	1k	114	Total	C	N	O	S	0	0	0
			829	516	155	155	3			

Continued on next page...

Continued from previous page...

Mol	Chain	Residues	Atoms					ZeroOcc	AltConf	Trace
			Total	C	N	O	S			
42	2k	114	833	519	156	155	3	0	0	0

- Molecule 43 is a protein called 30S ribosomal protein S12.

Mol	Chain	Residues	Atoms					ZeroOcc	AltConf	Trace
			Total	C	N	O	S			
43	1l	122	932	586	185	159	2	0	0	0
43	2l	122	932	586	185	159	2	0	0	0

- Molecule 44 is a protein called 30S ribosomal protein S13.

Mol	Chain	Residues	Atoms					ZeroOcc	AltConf	Trace
			Total	C	N	O	S			
44	1m	118	919	566	190	161	2	0	0	0
44	2m	116	907	558	188	159	2	0	0	0

- Molecule 45 is a protein called 30S ribosomal protein S14 type Z.

Mol	Chain	Residues	Atoms					ZeroOcc	AltConf	Trace
			Total	C	N	O	S			
45	1n	60	492	312	104	72	4	0	0	0
45	2n	60	492	312	104	72	4	0	0	0

- Molecule 46 is a protein called 30S ribosomal protein S15.

Mol	Chain	Residues	Atoms					ZeroOcc	AltConf	Trace
			Total	C	N	O	S			
46	1o	88	728	456	144	126	2	0	0	0
46	2o	88	728	456	144	126	2	0	0	0

- Molecule 47 is a protein called 30S ribosomal protein S16.

Mol	Chain	Residues	Atoms					ZeroOcc	AltConf	Trace
			Total	C	N	O	S			
47	1p	82	681	433	134	113	1	0	0	0
47	2p	82	677	430	133	113	1	0	0	0

- Molecule 48 is a protein called 30S ribosomal protein S17.

Mol	Chain	Residues	Atoms					ZeroOcc	AltConf	Trace
48	1q	99	Total	C	N	O	S	0	0	0
			823	528	151	142	2			
48	2q	99	Total	C	N	O	S	0	0	0
			823	528	151	142	2			

- Molecule 49 is a protein called 30S ribosomal protein S18.

Mol	Chain	Residues	Atoms					ZeroOcc	AltConf	Trace
49	1r	68	Total	C	N	O		0	0	0
			555	355	108	92				
49	2r	68	Total	C	N	O		0	0	0
			555	355	108	92				

- Molecule 50 is a protein called 30S ribosomal protein S19.

Mol	Chain	Residues	Atoms					ZeroOcc	AltConf	Trace
50	1s	83	Total	C	N	O	S	0	0	0
			652	417	120	113	2			
50	2s	83	Total	C	N	O	S	0	0	0
			646	412	119	113	2			

- Molecule 51 is a protein called 30S ribosomal protein S20.

Mol	Chain	Residues	Atoms					ZeroOcc	AltConf	Trace
51	1t	96	Total	C	N	O	S	0	0	0
			728	446	156	124	2			
51	2t	96	Total	C	N	O	S	0	0	0
			727	446	155	124	2			

- Molecule 52 is a protein called 30S ribosomal protein Thx.

Mol	Chain	Residues	Atoms				ZeroOcc	AltConf	Trace	
52	1u	23	Total	C	N	O		0	0	0
			199	122	48	29				
52	2u	23	Total	C	N	O		0	0	0
			199	122	48	29				

- Molecule 53 is a RNA chain called CYS-Stop mRNA.

Mol	Chain	Residues	Atoms					ZeroOcc	AltConf	Trace
53	1v	13	Total	C	N	O	P	0	0	0
			277	125	51	88	13			
53	2v	9	Total	C	N	O	P	0	0	0
			190	86	34	61	9			

- Molecule 54 is a protein called Peptide chain release factor 1.

Mol	Chain	Residues	Atoms					ZeroOcc	AltConf	Trace
54	1w	249	Total	C	N	O	S	0	0	0
			1938	1198	360	371	9			
54	2w	253	Total	C	N	O	S	0	0	0
			1956	1209	361	377	9			

- Molecule 55 is a RNA chain called P-site Peptidyl-tRNA fMEAAAKC-tRNA_{cys} RNA-part.

Mol	Chain	Residues	Atoms						ZeroOcc	AltConf	Trace
55	1x	74	Total	C	N	O	P	S	0	0	0
			1577	704	281	517	74	1			
55	2x	74	Total	C	N	O	P	S	0	0	0
			1577	704	281	517	74	1			

- Molecule 56 is a protein called P-site Peptidyl-tRNA fMEAAAKC-tRNA_{cys} Peptide-part.

Mol	Chain	Residues	Atoms					ZeroOcc	AltConf	Trace
56	1z	5	Total	C	N	O	S	0	0	0
			30	18	6	5	1			
56	2z	5	Total	C	N	O	S	0	0	0
			30	18	6	5	1			

- Molecule 57 is MAGNESIUM ION (CCD ID: MG) (formula: Mg).

Mol	Chain	Residues	Atoms		ZeroOcc	AltConf
57	1A	1046	Total	Mg	0	0
			1046	1046		
57	1B	38	Total	Mg	0	0
			38	38		
57	1D	13	Total	Mg	0	0
			13	13		
57	1E	12	Total	Mg	0	0
			12	12		
57	1F	13	Total	Mg	0	0
			13	13		

Continued on next page...

Continued from previous page...

Mol	Chain	Residues	Atoms	ZeroOcc	AltConf
57	1G	5	Total Mg 5 5	0	0
57	1I	1	Total Mg 1 1	0	0
57	1N	6	Total Mg 6 6	0	0
57	1O	5	Total Mg 5 5	0	0
57	1P	3	Total Mg 3 3	0	0
57	1Q	7	Total Mg 7 7	0	0
57	1R	7	Total Mg 7 7	0	0
57	1S	3	Total Mg 3 3	0	0
57	1T	2	Total Mg 2 2	0	0
57	1U	10	Total Mg 10 10	0	0
57	1V	6	Total Mg 6 6	0	0
57	1W	9	Total Mg 9 9	0	0
57	1X	5	Total Mg 5 5	0	0
57	1Y	3	Total Mg 3 3	0	0
57	1Z	2	Total Mg 2 2	0	0
57	10	8	Total Mg 8 8	0	0
57	11	5	Total Mg 5 5	0	0
57	12	2	Total Mg 2 2	0	0
57	13	4	Total Mg 4 4	0	0
57	15	7	Total Mg 7 7	0	0
57	16	1	Total Mg 1 1	0	0

Continued on next page...

Continued from previous page...

Mol	Chain	Residues	Atoms	ZeroOcc	AltConf
57	17	4	Total Mg 4 4	0	0
57	18	3	Total Mg 3 3	0	0
57	19	1	Total Mg 1 1	0	0
57	1a	205	Total Mg 205 205	0	0
57	1b	2	Total Mg 2 2	0	0
57	1d	1	Total Mg 1 1	0	0
57	1e	2	Total Mg 2 2	0	0
57	1f	1	Total Mg 1 1	0	0
57	1k	1	Total Mg 1 1	0	0
57	1l	2	Total Mg 2 2	0	0
57	1m	1	Total Mg 1 1	0	0
57	1n	2	Total Mg 2 2	0	0
57	1p	1	Total Mg 1 1	0	0
57	1r	1	Total Mg 1 1	0	0
57	1t	1	Total Mg 1 1	0	0
57	1v	2	Total Mg 2 2	0	0
57	1w	1	Total Mg 1 1	0	0
57	1x	11	Total Mg 11 11	0	0
57	2A	846	Total Mg 846 846	0	0
57	2B	19	Total Mg 19 19	0	0
57	2D	10	Total Mg 10 10	0	0

Continued on next page...

Continued from previous page...

Mol	Chain	Residues	Atoms	ZeroOcc	AltConf
57	2E	7	Total Mg 7 7	0	0
57	2F	7	Total Mg 7 7	0	0
57	2G	1	Total Mg 1 1	0	0
57	2N	1	Total Mg 1 1	0	0
57	2O	2	Total Mg 2 2	0	0
57	2P	3	Total Mg 3 3	0	0
57	2Q	4	Total Mg 4 4	0	0
57	2R	2	Total Mg 2 2	0	0
57	2T	5	Total Mg 5 5	0	0
57	2U	1	Total Mg 1 1	0	0
57	2V	3	Total Mg 3 3	0	0
57	2W	2	Total Mg 2 2	0	0
57	2X	1	Total Mg 1 1	0	0
57	2Y	1	Total Mg 1 1	0	0
57	2Z	1	Total Mg 1 1	0	0
57	20	1	Total Mg 1 1	0	0
57	21	1	Total Mg 1 1	0	0
57	23	1	Total Mg 1 1	0	0
57	25	6	Total Mg 6 6	0	0
57	26	1	Total Mg 1 1	0	0
57	27	1	Total Mg 1 1	0	0

Continued on next page...

Continued from previous page...

Mol	Chain	Residues	Atoms	ZeroOcc	AltConf
57	28	3	Total Mg 3 3	0	0
57	2a	171	Total Mg 171 171	0	0
57	2d	2	Total Mg 2 2	0	0
57	2e	1	Total Mg 1 1	0	0
57	2f	1	Total Mg 1 1	0	0
57	2i	1	Total Mg 1 1	0	0
57	2j	1	Total Mg 1 1	0	0
57	2k	1	Total Mg 1 1	0	0
57	2l	3	Total Mg 3 3	0	0
57	2n	1	Total Mg 1 1	0	0
57	2q	1	Total Mg 1 1	0	0
57	2t	2	Total Mg 2 2	0	0
57	2v	2	Total Mg 2 2	0	0
57	2x	7	Total Mg 7 7	0	0

- Molecule 58 is POTASSIUM ION (CCD ID: K) (formula: K).

Mol	Chain	Residues	Atoms	ZeroOcc	AltConf
58	1A	1	Total K 1 1	0	0

- Molecule 59 is ZINC ION (CCD ID: ZN) (formula: Zn).

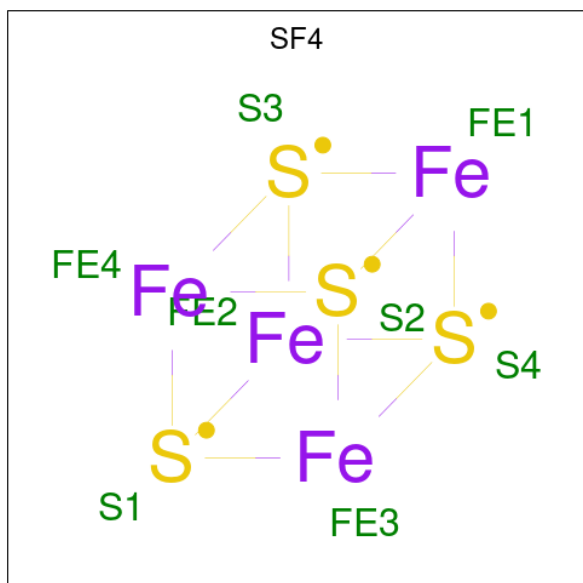
Mol	Chain	Residues	Atoms	ZeroOcc	AltConf
59	1Y	1	Total Zn 1 1	0	0
59	14	1	Total Zn 1 1	0	0

Continued on next page...

Continued from previous page...

Mol	Chain	Residues	Atoms		ZeroOcc	AltConf
59	15	1	Total	Zn	0	0
			1	1		
59	16	1	Total	Zn	0	0
			1	1		
59	19	1	Total	Zn	0	0
			1	1		
59	1n	1	Total	Zn	0	0
			1	1		
59	2Y	1	Total	Zn	0	0
			1	1		
59	24	1	Total	Zn	0	0
			1	1		
59	25	1	Total	Zn	0	0
			1	1		
59	26	1	Total	Zn	0	0
			1	1		
59	29	1	Total	Zn	0	0
			1	1		
59	2n	1	Total	Zn	0	0
			1	1		

- Molecule 60 is IRON/SULFUR CLUSTER (CCD ID: SF4) (formula: Fe₄S₄).



Mol	Chain	Residues	Atoms			ZeroOcc	AltConf
60	1d	1	Total	Fe	S	0	0
			8	4	4		

Continued on next page...

Continued from previous page...

Mol	Chain	Residues	Atoms			ZeroOcc	AltConf
			Total	Fe	S		
60	2d	1	8	4	4	0	0

- Molecule 61 is water.

Mol	Chain	Residues	Atoms		ZeroOcc	AltConf
			Total	O		
61	1A	1729	1729	1729	0	0
61	1B	58	58	58	0	0
61	1D	23	23	23	0	0
61	1E	27	27	27	0	0
61	1F	15	15	15	0	0
61	1G	5	5	5	0	0
61	1H	2	2	2	0	0
61	1I	1	1	1	0	0
61	1N	7	7	7	0	0
61	1O	7	7	7	0	0
61	1P	20	20	20	0	0
61	1Q	8	8	8	0	0
61	1R	10	10	10	0	0
61	1S	3	3	3	0	0
61	1T	6	6	6	0	0
61	1U	13	13	13	0	0
61	1V	8	8	8	0	0
61	1W	12	12	12	0	0

Continued on next page...

Continued from previous page...

Mol	Chain	Residues	Atoms	ZeroOcc	AltConf
61	1X	4	Total O 4 4	0	0
61	1Y	1	Total O 1 1	0	0
61	1Z	1	Total O 1 1	0	0
61	10	11	Total O 11 11	0	0
61	11	8	Total O 8 8	0	0
61	12	3	Total O 3 3	0	0
61	13	6	Total O 6 6	0	0
61	14	1	Total O 1 1	0	0
61	15	6	Total O 6 6	0	0
61	17	7	Total O 7 7	0	0
61	18	9	Total O 9 9	0	0
61	1a	211	Total O 211 211	0	0
61	1b	1	Total O 1 1	0	0
61	1i	1	Total O 1 1	0	0
61	1l	2	Total O 2 2	0	0
61	1q	3	Total O 3 3	0	0
61	1v	4	Total O 4 4	0	0
61	1w	2	Total O 2 2	0	0
61	1x	19	Total O 19 19	0	0
61	1z	1	Total O 1 1	0	0
61	2A	974	Total O 974 974	0	0

Continued on next page...

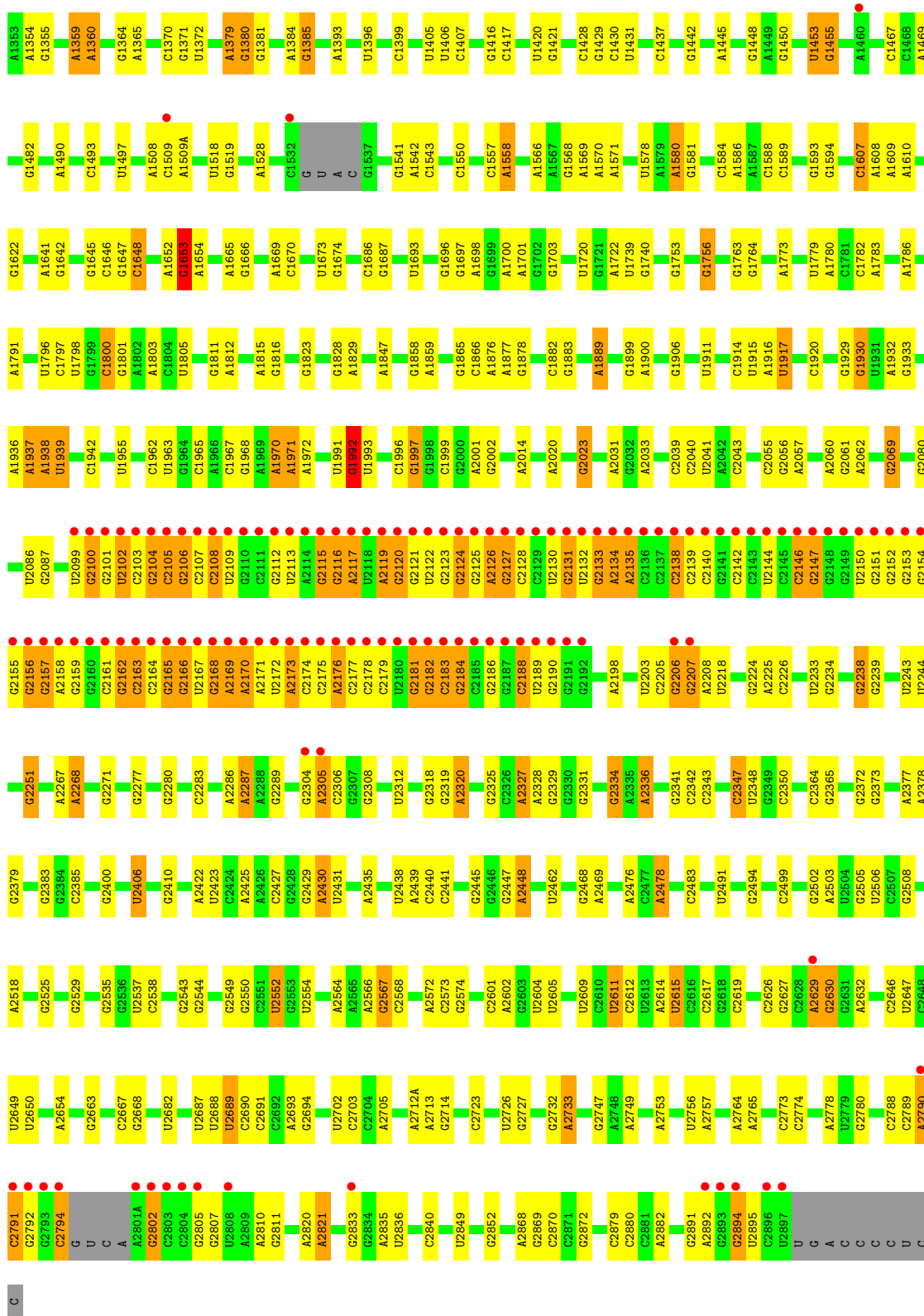
Continued from previous page...

Mol	Chain	Residues	Atoms	ZeroOcc	AltConf
61	2B	20	Total O 20 20	0	0
61	2D	18	Total O 18 18	0	0
61	2E	15	Total O 15 15	0	0
61	2F	10	Total O 10 10	0	0
61	2I	1	Total O 1 1	0	0
61	2N	1	Total O 1 1	0	0
61	2O	2	Total O 2 2	0	0
61	2P	14	Total O 14 14	0	0
61	2Q	1	Total O 1 1	0	0
61	2R	2	Total O 2 2	0	0
61	2T	5	Total O 5 5	0	0
61	2U	3	Total O 3 3	0	0
61	2V	1	Total O 1 1	0	0
61	2W	2	Total O 2 2	0	0
61	2X	4	Total O 4 4	0	0
61	2Z	2	Total O 2 2	0	0
61	20	3	Total O 3 3	0	0
61	21	9	Total O 9 9	0	0
61	22	1	Total O 1 1	0	0
61	23	2	Total O 2 2	0	0
61	25	2	Total O 2 2	0	0

Continued on next page...

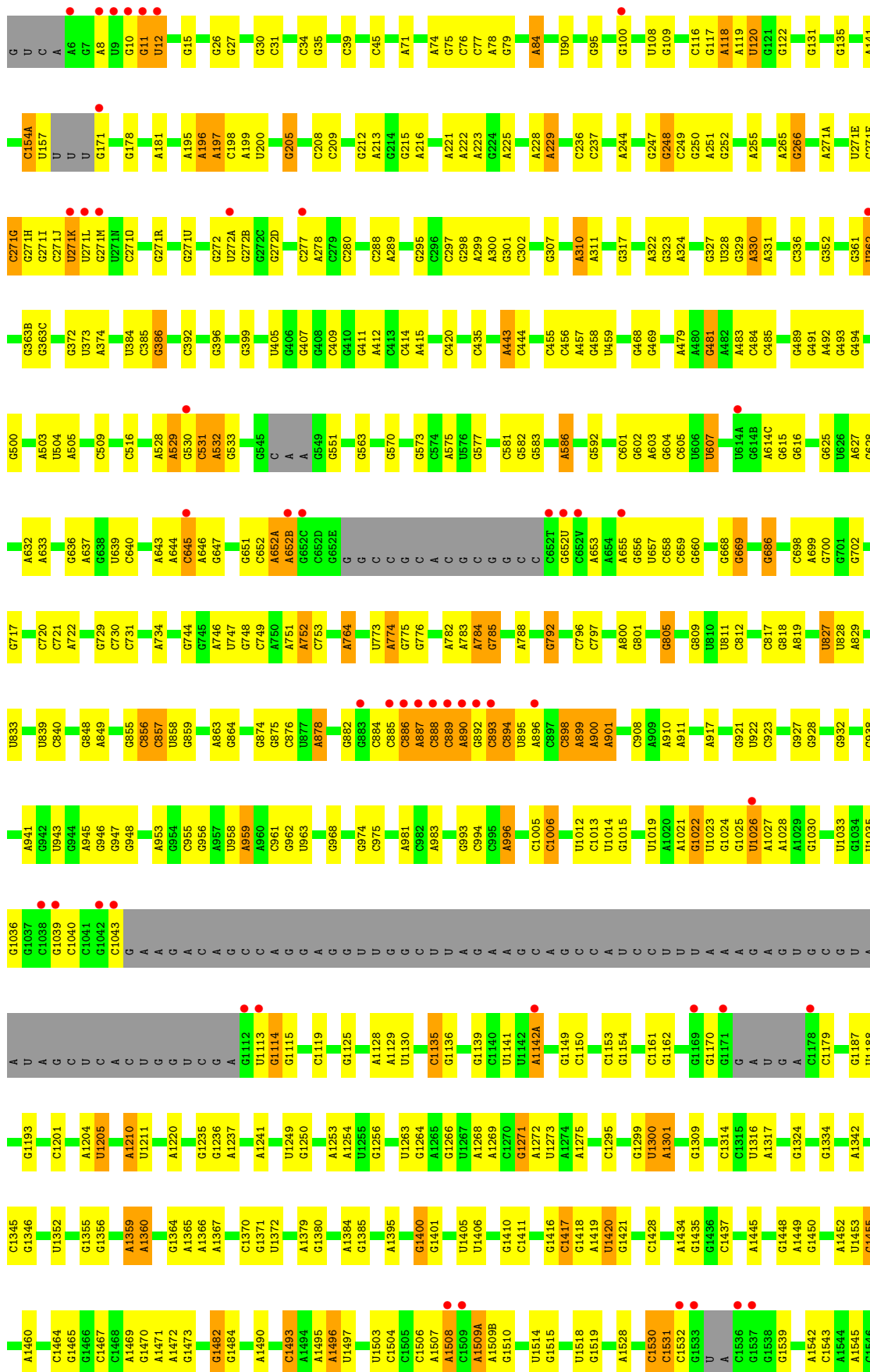
Continued from previous page...

Mol	Chain	Residues	Atoms		ZeroOcc	AltConf
61	27	1	Total 1	O 1	0	0
61	28	5	Total 5	O 5	0	0
61	29	1	Total 1	O 1	0	0
61	2a	120	Total 120	O 120	0	0
61	2d	2	Total 2	O 2	0	0
61	2e	1	Total 1	O 1	0	0
61	2j	4	Total 4	O 4	0	0
61	2l	4	Total 4	O 4	0	0
61	2n	1	Total 1	O 1	0	0
61	2q	2	Total 2	O 2	0	0
61	2w	1	Total 1	O 1	0	0
61	2x	12	Total 12	O 12	0	0

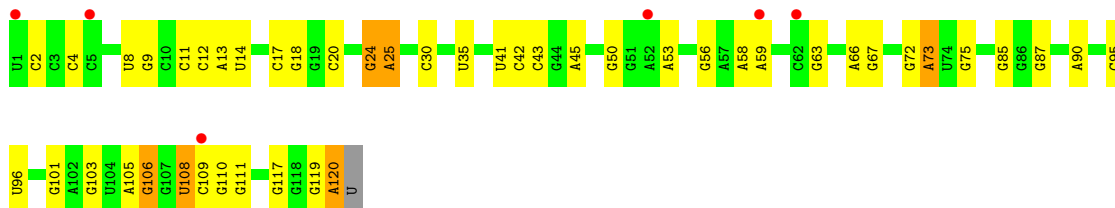


• Molecule 1: 23S Ribosomal RNA

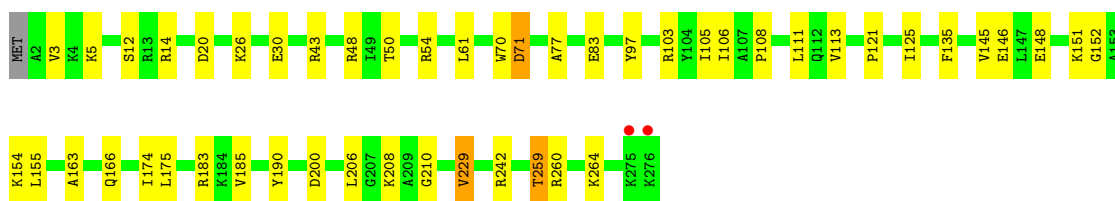
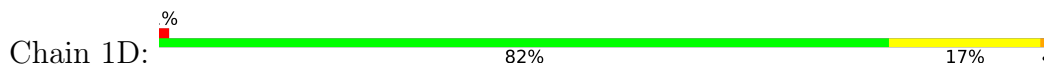




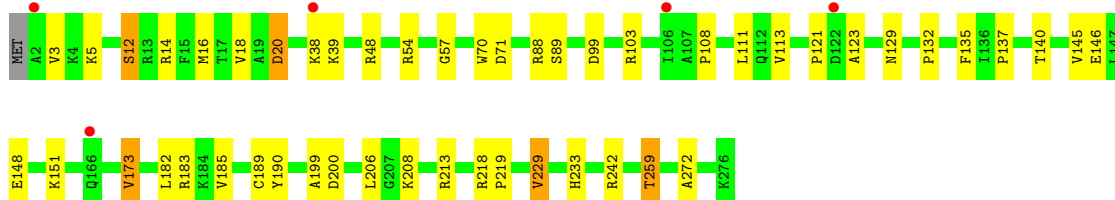
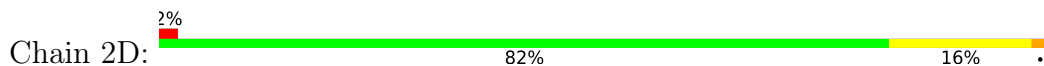
- Molecule 2: 5S Ribosomal RNA



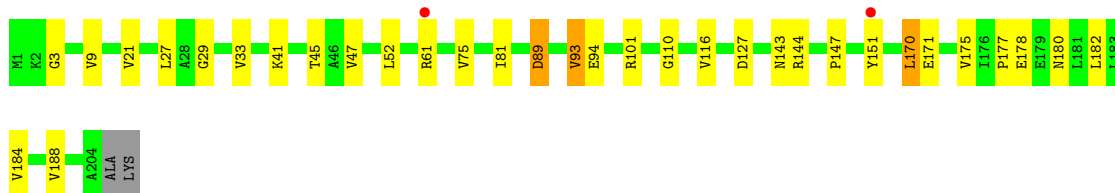
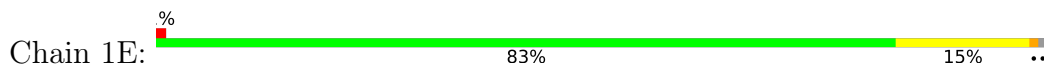
- Molecule 3: 50S ribosomal protein L2



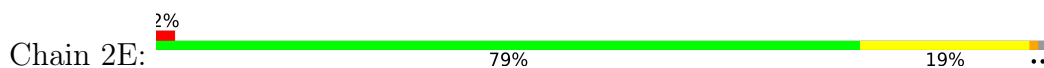
- Molecule 3: 50S ribosomal protein L2



- Molecule 4: 50S ribosomal protein L3

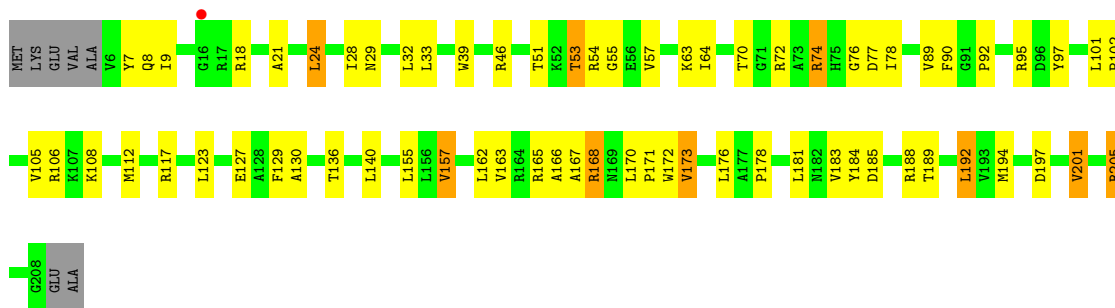


- Molecule 4: 50S ribosomal protein L3

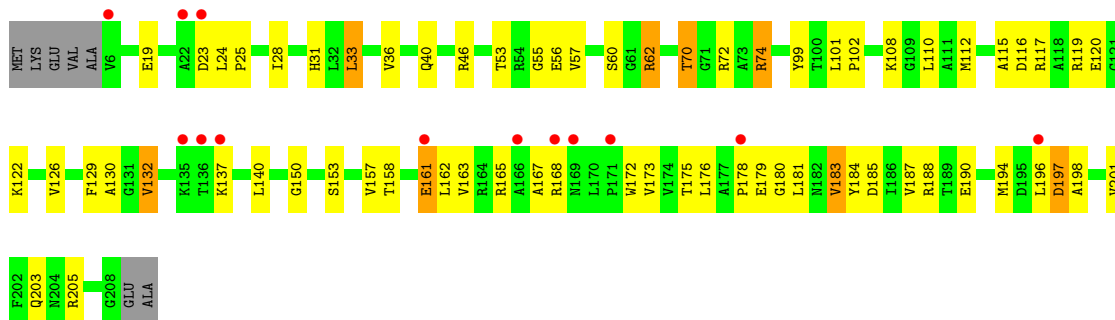




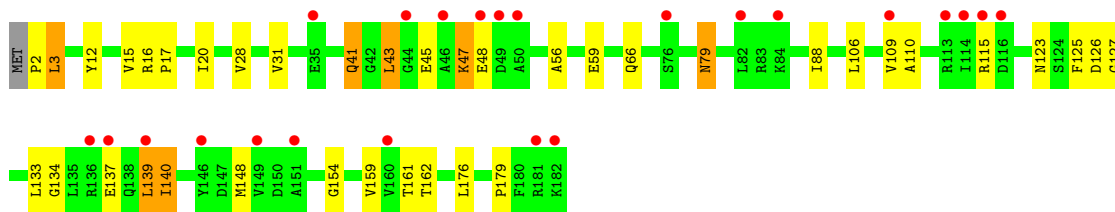
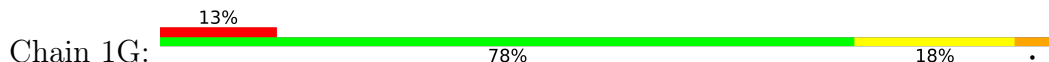
• Molecule 5: 50S ribosomal protein L4



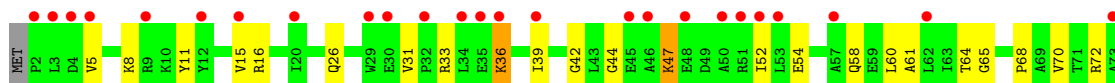
• Molecule 5: 50S ribosomal protein L4

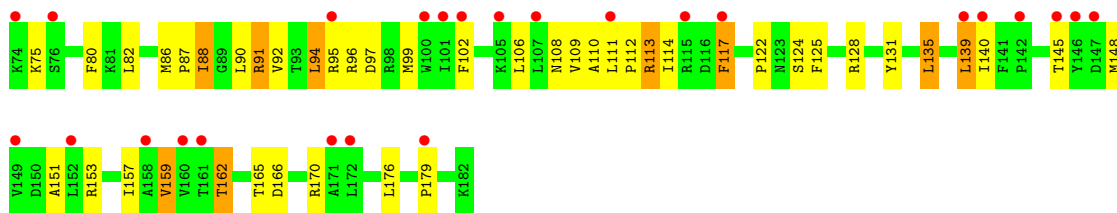


• Molecule 6: 50S ribosomal protein L5

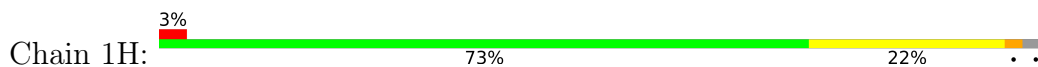


• Molecule 6: 50S ribosomal protein L5

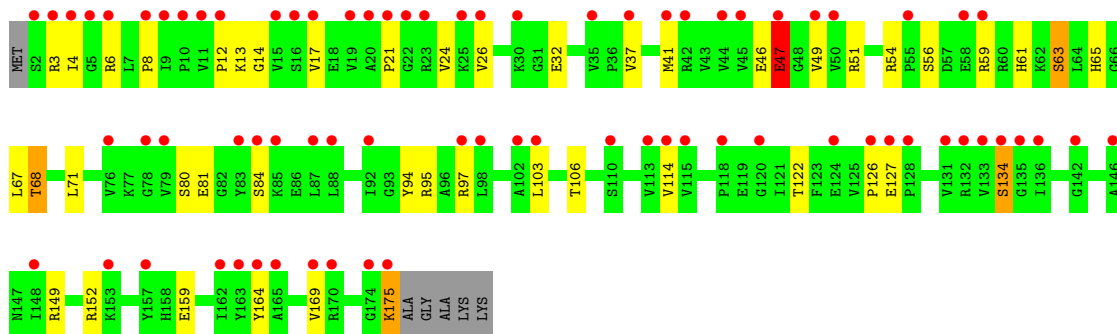
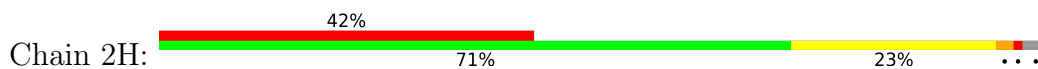




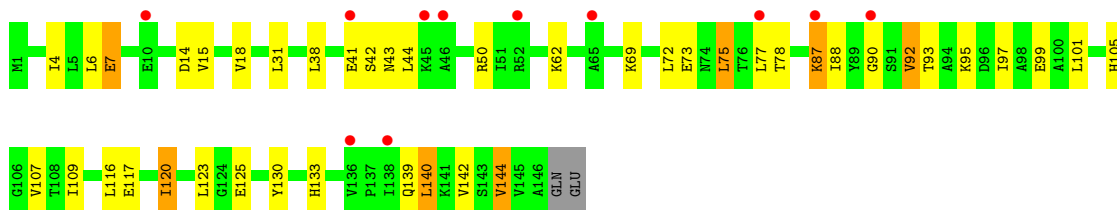
• Molecule 7: 50S ribosomal protein L6



• Molecule 7: 50S ribosomal protein L6

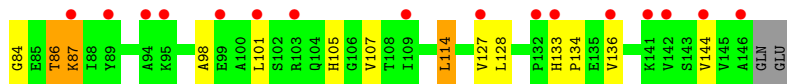


• Molecule 8: 50S ribosomal protein L9

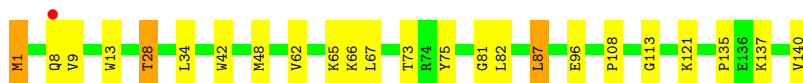
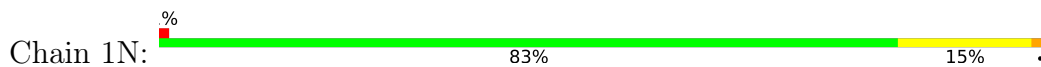


• Molecule 8: 50S ribosomal protein L9

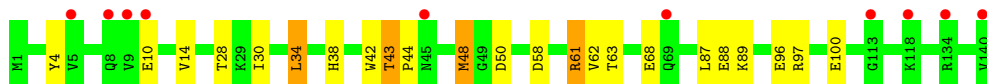
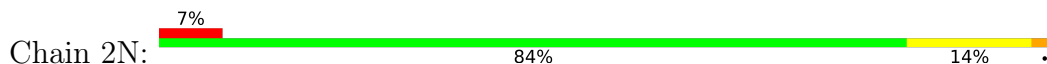




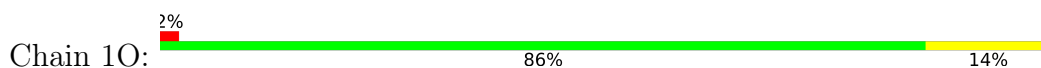
- Molecule 9: 50S ribosomal protein L13



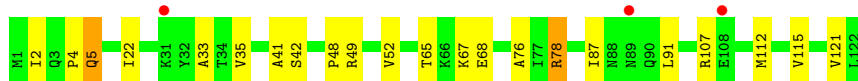
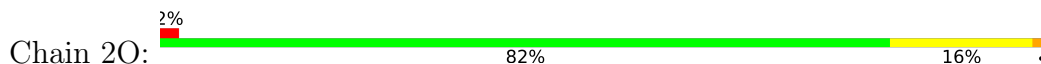
- Molecule 9: 50S ribosomal protein L13



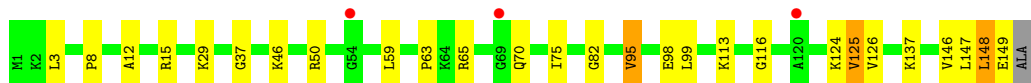
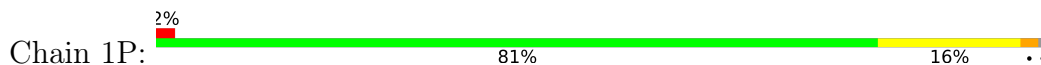
- Molecule 10: 50S ribosomal protein L14



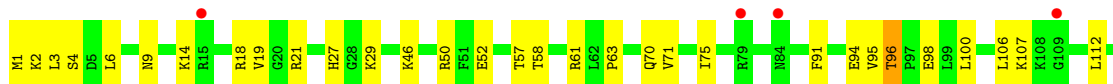
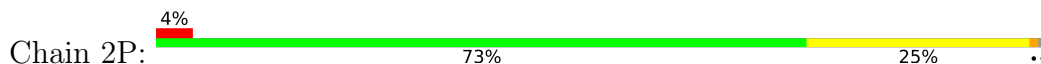
- Molecule 10: 50S ribosomal protein L14

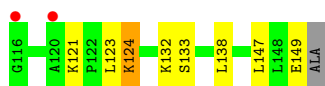


- Molecule 11: 50S ribosomal protein L15


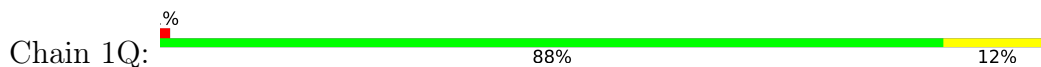


- Molecule 11: 50S ribosomal protein L15

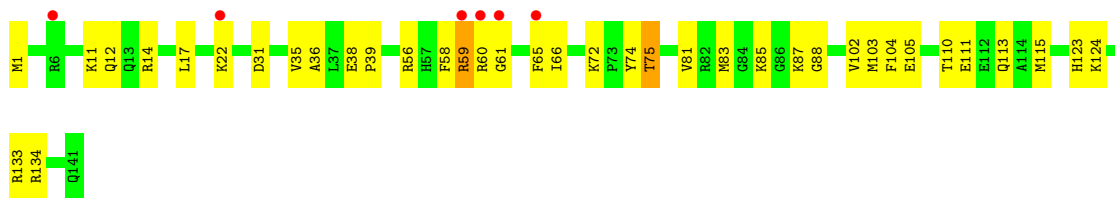
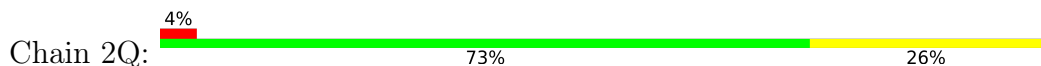




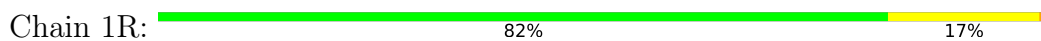
- Molecule 12: 50S ribosomal protein L16



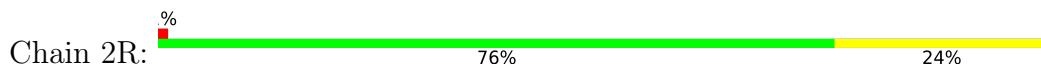
- Molecule 12: 50S ribosomal protein L16



- Molecule 13: 50S ribosomal protein L17



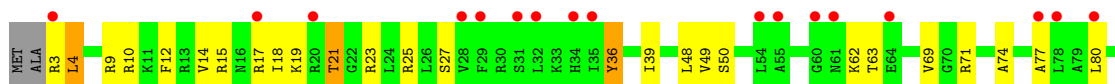
- Molecule 13: 50S ribosomal protein L17

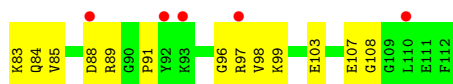


- Molecule 14: 50S ribosomal protein L18



- Molecule 14: 50S ribosomal protein L18



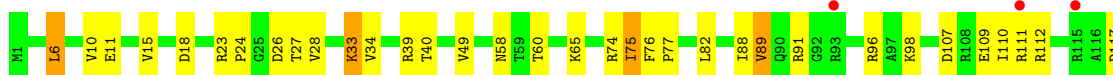


- Molecule 15: 50S ribosomal protein L19



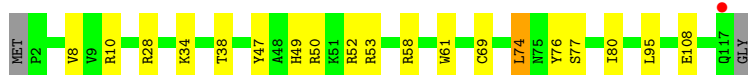
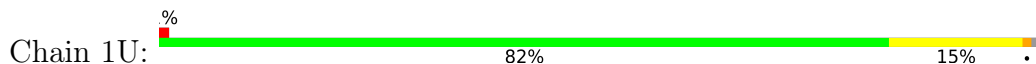
LYS
GLU
GLU
ALA
GLN
LYS
ALA
GLN
GLU
PRO
LYS
ALA
SER
GLN
GLU

- Molecule 15: 50S ribosomal protein L19

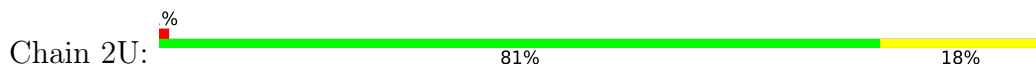


R118
K119
R120
E128
R129
A130
A131
LYS
GLU
GLU
ALA
GLN
LYS
ALA
GLN
GLU
PRO
LYS
ALA
SER
GLN
GLU

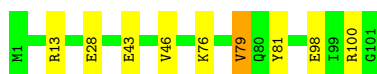
- Molecule 16: 50S ribosomal protein L20



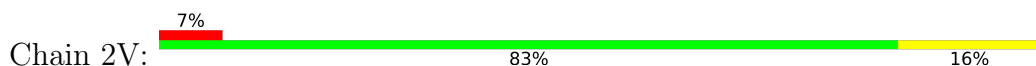
- Molecule 16: 50S ribosomal protein L20



- Molecule 17: 50S ribosomal protein L21



- Molecule 17: 50S ribosomal protein L21





- Molecule 18: 50S ribosomal protein L22

Chain 1W: 90% 8% ..



- Molecule 18: 50S ribosomal protein L22

Chain 2W: 2% 78% 19% ..



- Molecule 19: 50S ribosomal protein L23

Chain 1X: 2% 76% 21% ..



- Molecule 19: 50S ribosomal protein L23

Chain 2X: 8% 77% 20% ..



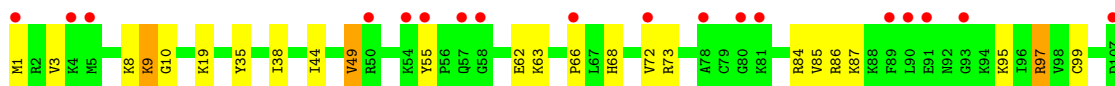
- Molecule 20: 50S ribosomal protein L24

Chain 1Y: % 80% 15% ..



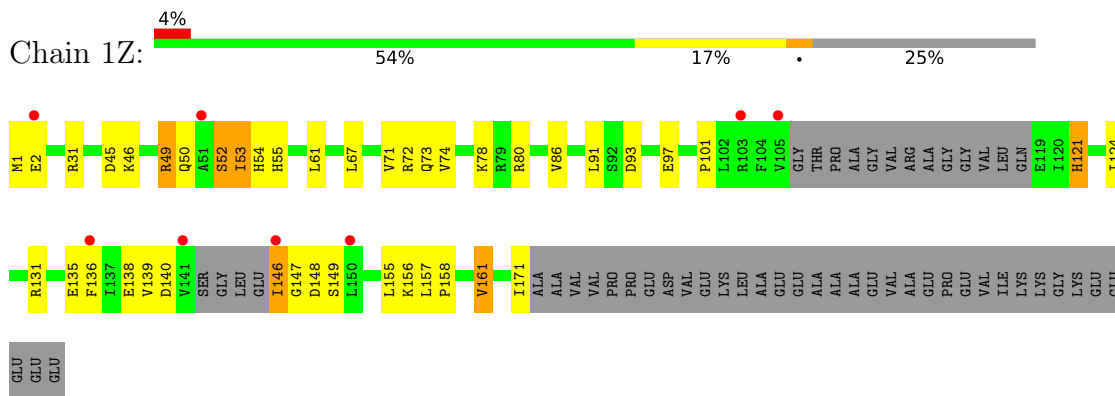
- Molecule 20: 50S ribosomal protein L24

Chain 2Y: 16% 75% 19% ..

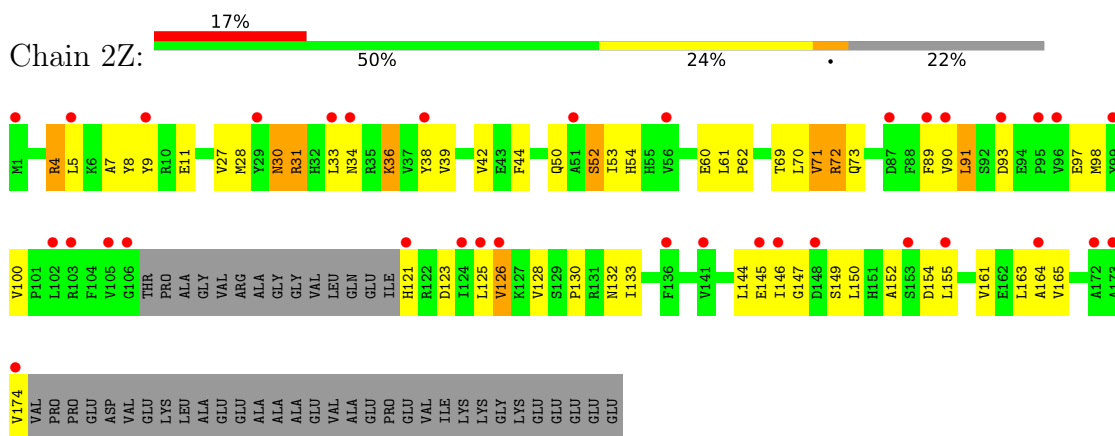


THR
GLU
GLU

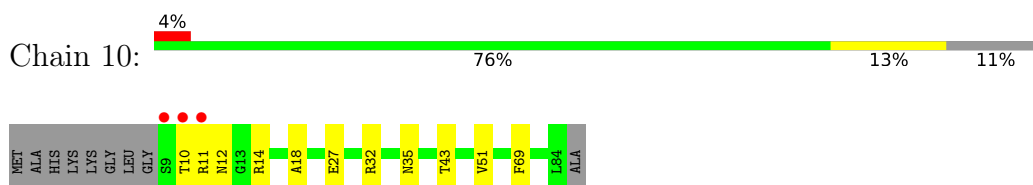
- Molecule 21: 50S ribosomal protein L25



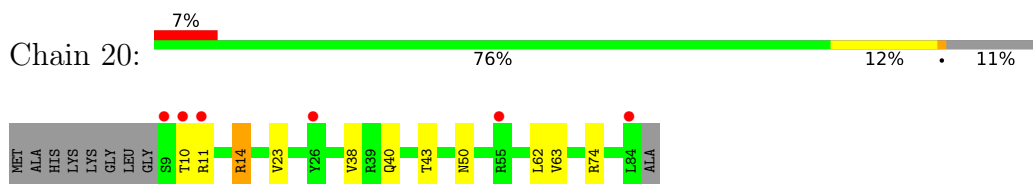
- Molecule 21: 50S ribosomal protein L25



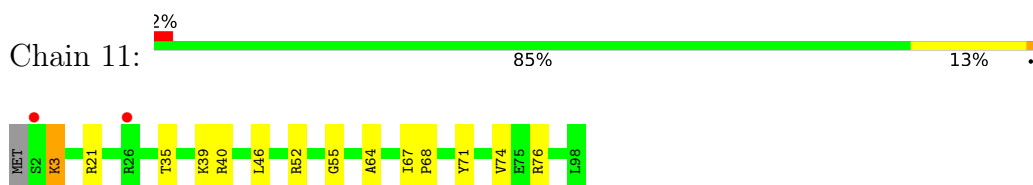
- Molecule 22: 50S ribosomal protein L27



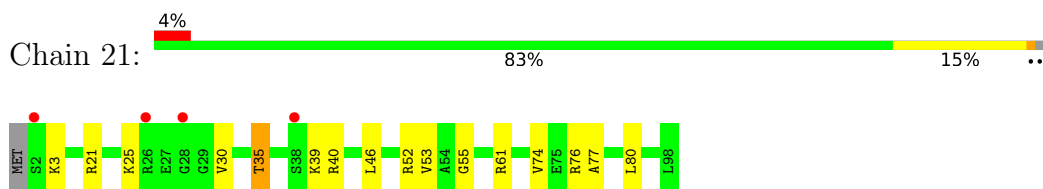
- Molecule 22: 50S ribosomal protein L27



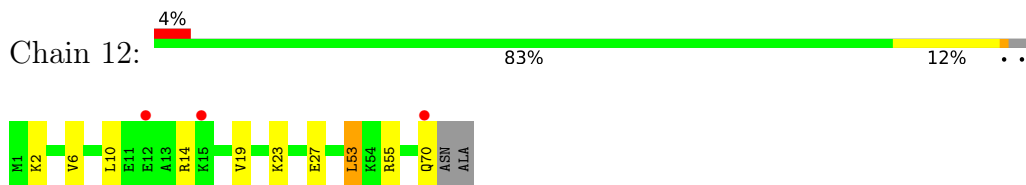
- Molecule 23: 50S ribosomal protein L28



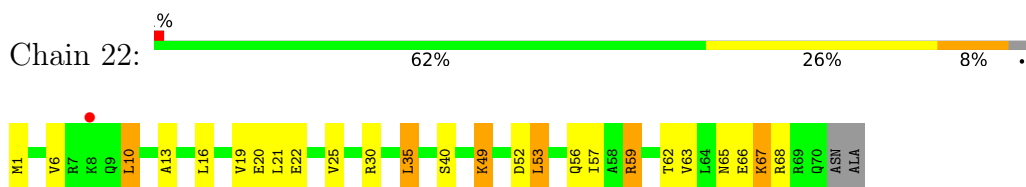
- Molecule 23: 50S ribosomal protein L28



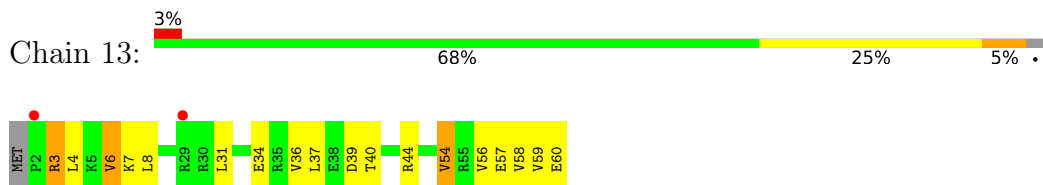
- Molecule 24: 50S ribosomal protein L29



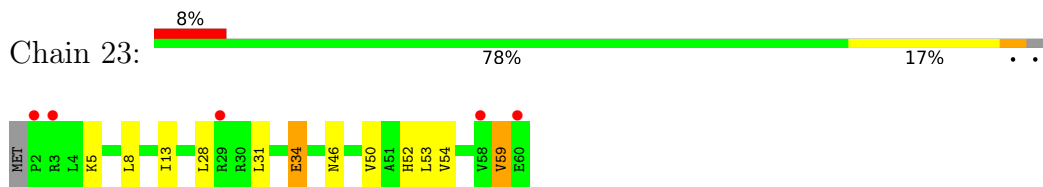
- Molecule 24: 50S ribosomal protein L29



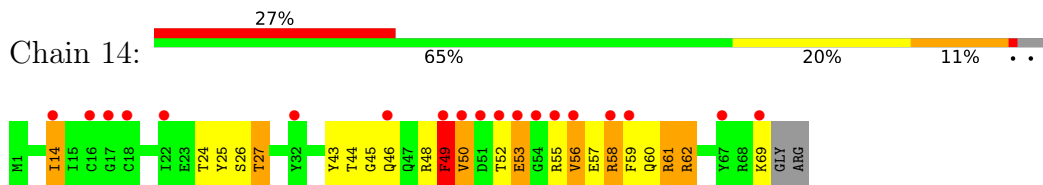
- Molecule 25: 50S ribosomal protein L30



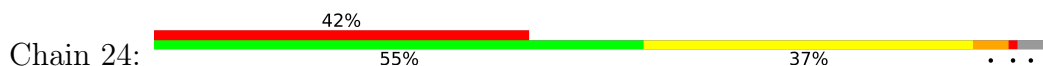
- Molecule 25: 50S ribosomal protein L30

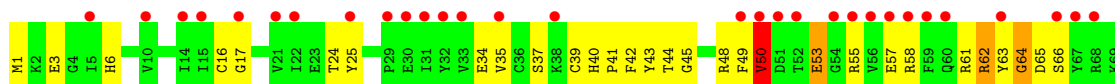


- Molecule 26: 50S ribosomal protein L31



- Molecule 26: 50S ribosomal protein L31



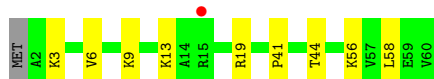
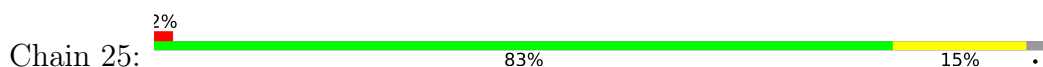


GLY
ARG

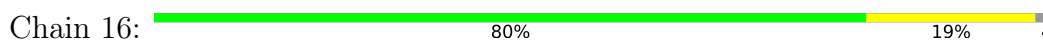
- Molecule 27: 50S ribosomal protein L32



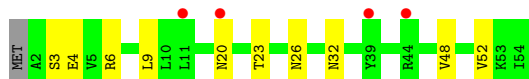
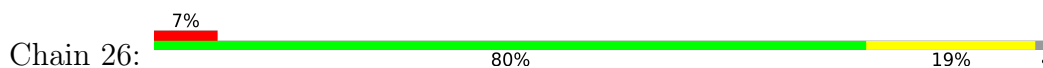
- Molecule 27: 50S ribosomal protein L32



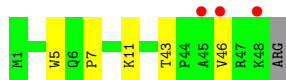
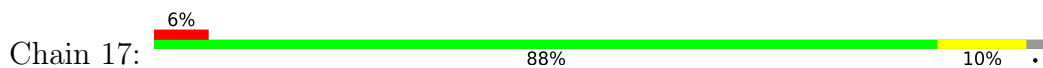
- Molecule 28: 50S ribosomal protein L33



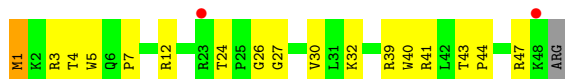
- Molecule 28: 50S ribosomal protein L33



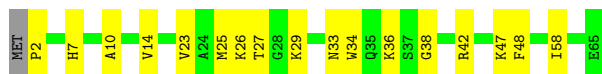
- Molecule 29: 50S ribosomal protein L34



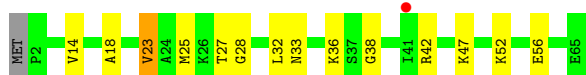
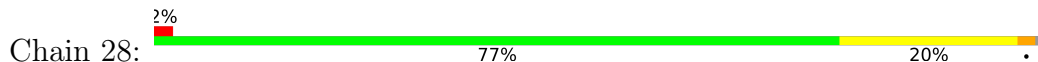
- Molecule 29: 50S ribosomal protein L34



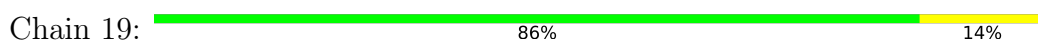
• Molecule 30: 50S ribosomal protein L35



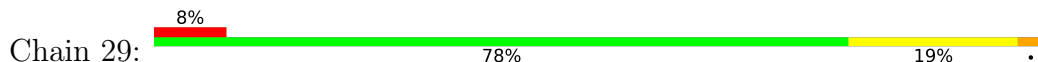
• Molecule 30: 50S ribosomal protein L35




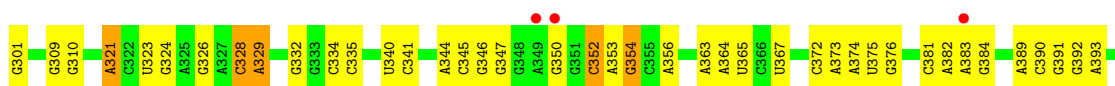
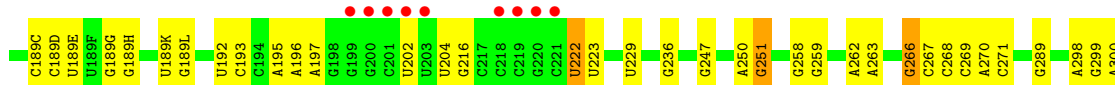
• Molecule 31: 50S ribosomal protein L36



• Molecule 31: 50S ribosomal protein L36

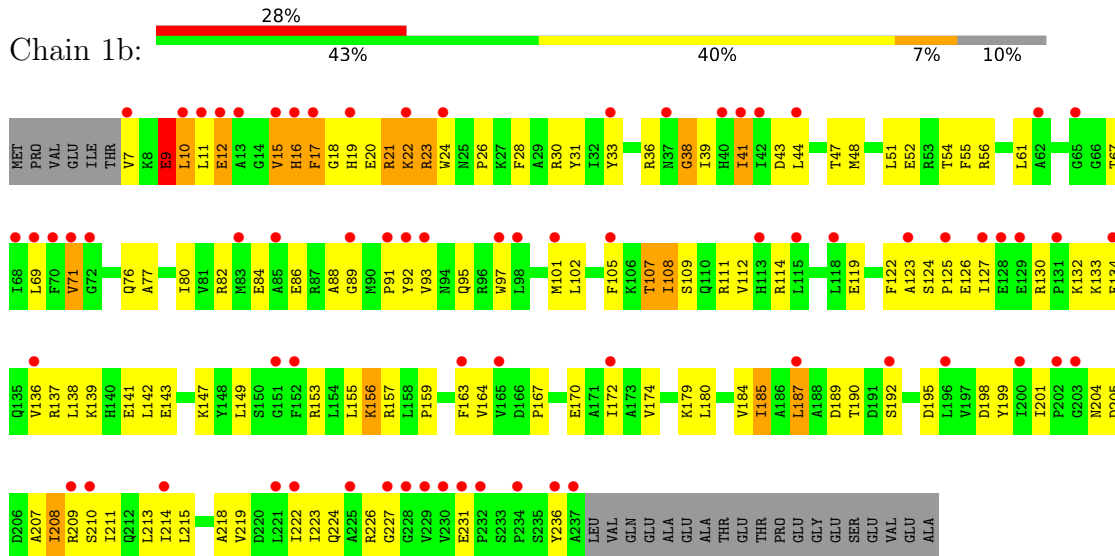


• Molecule 32: 16S Ribosomal RNA

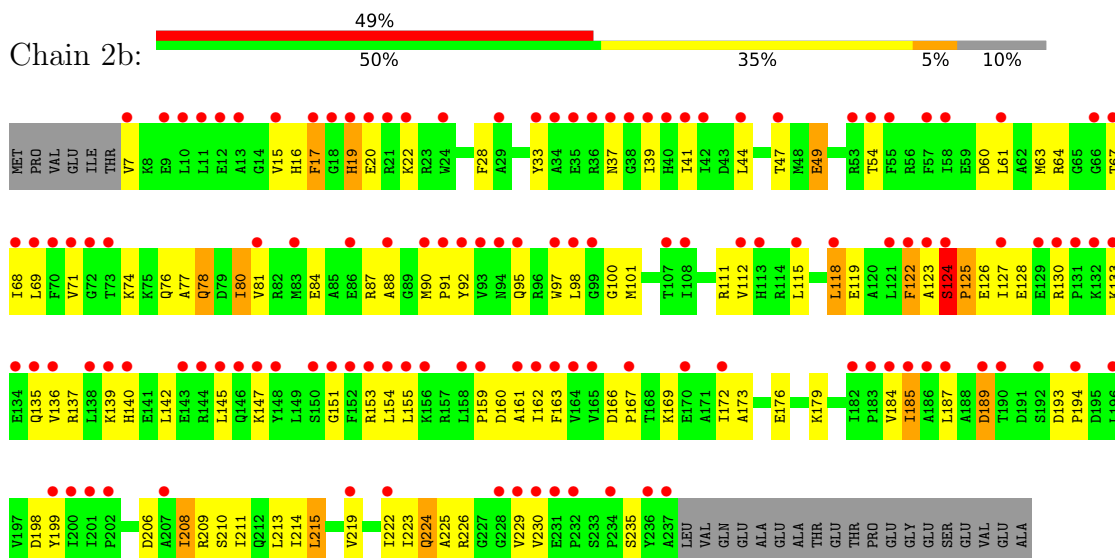


G1497	C1367	G1223	U1148	U1083	G1018	U986	A687	A688	A572	C470	C351	A196
U1498	G1368	G1224	U1149	G1084	C1019	A959	G688	A573	A573	G471	C352	A197
A1499	C1369	A1225	U1150	U1085	U1020	U960	G703	G576	G577	G475	C353	C201
A1500	C1370	C1226	U1151	U1086	G1022	U961	G703	G576	G577	G476	C354	U202
A1503	C1296	A1227	A1152	G1089	G1023	A965	G713	G577	G577	A477	U358	U203
A1504	C1297	C1228	A1157	U1090	G1024	G966	G714	A583	A583	A482	U359	U204
G1505	C1298	C1229	U1158	U1091	U1025	G967	A715	G584	G584	C483	G216	G216
G1506	C1299	A1227	G1159	A1092	G1026	A968	G723	G584	G584	C483	U361	G217
G1507	A1370	C1228	U1160	A1093	C1027	A969	U723	G595	G595	G485	U362	C218
G1508	U1372	C1228	G1161	G1094	C1028	A970	G724	G596	G596	G485	G220	C219
A1374	G1373	C1234	C1162	U1095	C1029	C970	A728	C597	C597	U495	G221	G221
A1375	G1374	U1240	G1163	U1096	C1030	C971	A729	C601	C601	U496	U222	U222
A1376	G1375	G1164	C1107	C1097	G1030A	C972	A729	C602	C602	U498	U223	U223
A1377	G1376	A1168	G1098	U1098	C1030B	G973	G730	A602	A602	A382	G226	G226
A1378	G1377	A1169	G1099	U1099	U1030C	A974	G731	A602	A602	A383	G227	G227
A1379	G1378	A1170	G1100	U1100	A1030D	A975	G741	C612	C612	C501	G247	G247
C1384	G1379	A1171	A1101	G1101	G1031	A976	G741	C612	C612	C502	G248	G248
G1387	G1380	G1172	A1102	U1102	G1032	A977	C744	G616	G616	C509	G249	G249
G1388	U1380	C1173	A1103	U1103	G1033	A978	C744	G616	G616	C510	G250	G250
G1389	U1381	G1174	C1104	U1104	G1034	C979	G755	G629	G629	C511	G251	G251
U1390	U1391	G1175	G1105	U1105	A1035	C980	U751	U619	U619	C512	G252	G252
U1391	U1392	G1176	G1106	U1106	G1036	C981	U752	C624	C624	C513	G253	G253
C1397	A1398	A1177	A1111	U1111	C1037	U981	U753	G625	G625	C514	G254	G254
A1398	A1399	G1178	C1112	U1112	U982	U982	U754	G625	G625	C515	G255	G255
A1400	C1401	G1179	C1113	U1113	C984	C984	U755	G629	G629	C516	U256	U256
A1402	C1402	A1179	C1116	U1116	C985	C985	U755	G630	G630	C517	U257	U257
C1403	C1403	A1180	G1117	U1117	A914	A914	U757	G631	G631	C518	U258	U258
C1404	C1404	G1181	C1117	U1117	G987	G987	U757	G631	G631	C519	U259	U259
C1407	C1407	G1182	G1118	U1118	G988	G988	U758	G632	G632	C520	U260	U260
G1419	G1419	A1183	C1118	U1118	G989	G989	U759	G633	G633	C521	U261	U261
G1422	G1422	G1184	C1119	U1119	C989	C989	U760	G634	G634	C522	U262	U262
G1423	G1423	G1184	C1120	U1120	U991	U991	U766	G635	G635	C523	U263	U263
G1435	G1435	U1196	U1121	U1121	U992	U992	A766	G650	G650	C524	U264	U264
U1436	U1436	G1197	U1122	U1122	G993	G993	A767	G651	G651	C525	U265	U265
G1442	G1442	G1199	A1123	U1123	U994	U994	U768	G652	G652	C526	U266	U266
G1442A	G1442A	G1202	G1124	U1124	G995	G995	U769	G653	G653	C527	U267	U267
A1442B	A1442B	G1203	G1125	U1125	U996	U996	U770	G654	G654	C528	U268	U268
U1446	U1446	U1196	U1126	U1126	U997	U997	G771	G655	G655	C529	U269	U269
C1452	C1452	G1197	U1127	U1127	G998	G998	U772	G656	G656	C530	U270	U270
G1455	G1455	G1202	C1128	U1128	U1052	U1052	U773	G657	G657	C531	U271	U271
G1457	G1457	G1203	C1129	U1129	G1053	G1053	U774	G658	G658	C532	U272	U272
C1466	C1466	G1204	G1130	U1130	G1054	G1054	U775	G659	G659	C533	U273	U273
G1467	G1467	A1204	C1131	U1131	G1055	G1055	U776	G660	G660	C534	U274	U274
G1487	G1487	U1205	C1132	U1132	G1056	G1056	U777	G661	G661	C535	U275	U275
A1482	A1482	G1207	G1133	U1133	U1060	U1060	U778	G662	G662	C536	U276	U276
G1494	G1494	U1211	G1134	U1134	G1061	G1061	U779	G663	G663	C537	U277	U277
G1494	G1494	U1212	U1135	U1135	U1062	U1062	U780	G664	G664	C538	U278	U278
G1494	G1494	U1213	U1136	U1136	G1064	G1064	U781	G665	G665	C539	U279	U279
G1494	G1494	U1214	C1137	U1137	U1065	U1065	U782	G666	G666	C540	U280	U280
G1494	G1494	U1215	G1138	U1138	G1066	G1066	U783	G667	G667	C541	U281	U281
G1494	G1494	G1216	C1139	U1139	A1067	A1067	U793	G668	G668	C542	U282	U282
G1494	G1494	G1217	G1140	U1140	C1068	C1068	U794	G669	G669	C543	U283	U283
G1494	G1494	G1218	C1141	U1141	G1069	G1069	U795	G670	G670	C544	U284	U284
G1494	G1494	G1219	G1142	U1142	U1070	U1070	A794	G671	G671	C545	U285	U285
G1494	G1494	G1220	C1143	U1143	G1071	G1071	A814	G672	G672	C546	U286	U286
G1494	G1494	G1221	G1144	U1144	C1072	C1072	A815	G673	G673	C547	U287	U287
G1494	G1494	G1222	G1145	U1145	G1073	G1073	A816	G674	G674	C548	U288	U288
G1494	G1494	G1223	C1146	U1146	U1073	U1073	A817	G675	G675	C549	U289	U289
G1494	G1494	G1224	G1147	U1147	G1081	G1081	A818	G676	G676	C550	U290	U290
G1494	G1494	G1225	C1148	U1148	G1082	G1082	A819	G677	G677	C551	U291	U291
G1494	G1494	G1226	G1149	U1149	U1083	U1083	A820	G678	G678	C552	U292	U292
G1494	G1494	G1227	U1150	U1150	U1084	U1084	A821	G679	G679	C553	U293	U293
G1494	G1494	G1228	U1151	U1151	U1085	U1085	A822	G680	G680	C554	U294	U294
G1494	G1494	G1229	U1152	U1152	U1086	U1086	A823	G681	G681	C555	U295	U295
G1494	G1494	G1230	U1153	U1153	U1087	U1087	A824	G682	G682	C556	U296	U296
G1494	G1494	G1231	U1154	U1154	U1088	U1088	A825	G683	G683	C557	U297	U297
G1494	G1494	G1232	U1155	U1155	U1089	U1089	A826	G684	G684	C558	U298	U298
G1494	G1494	G1233	U1156	U1156	U1090	U1090	A827	G685	G685	C559	U299	U299
G1494	G1494	G1234	U1157	U1157	U1091	U1091	A828	G686	G686	C560	U300	U300
G1494	G1494	G1235	U1158	U1158	U1092	U1092	A829	G687	G687	C561	U301	U301
G1494	G1494	G1236	U1159	U1159	U1093	U1093	A830	G688	G688	C562	U302	U302
G1494	G1494	G1237	U1160	U1160	U1094	U1094	A831	G689	G689	C563	U303	U303
G1494	G1494	G1238	U1161	U1161	U1095	U1095	A832	G690	G690	C564	U304	U304
G1494	G1494	G1239	U1162	U1162	U1096	U1096	A833	G691	G691	C565	U305	U305
G1494	G1494	G1240	U1163	U1163	U1097	U1097	A834	G692	G692	C566	U306	U306
G1494	G1494	G1241	U1164	U1164	U1098	U1098	A835	G693	G693	C567	U307	U307
G1494	G1494	G1242	U1165	U1165	U1099	U1099	A836	G694	G694	C568	U308	U308
G1494	G1494	G1243	U1166	U1166	U1100	U1100	A837	G695	G695	C569	U309	U309
G1494	G1494	G1244	U1167	U1167	U1101	U1101	A838	G696	G696	C570	U310	U310
G1494	G1494	G1245	U1168	U1168	U1102	U1102	A839	G697	G697	C571	U311	U311
G1494	G1494	G1246	U1169	U1169	U1103	U1103	A840	G698	G698	C572	U312	U312
G1494	G1494	G1247	U1170	U1170	U1104	U1104	A841	G699	G699	C573	U313	U313
G1494	G1494	G1248	U1171	U1171	U1105	U1105	A842	G700	G700	C574	U314	U314
G1494	G1494	G1249	U1172	U1172	U1106	U1106	A843	G701	G701	C575	U315	U315
G1494	G1494	A1249	U1173	U1173	U1107	U1107	A844	G702	G702	C576	U316	U316
G1494	G1494	A1250	U1174	U1174	U1108	U1108	A845	G703	G703	C577	U317	U317
G1494	G1494	A1251	U1175	U1175	U1109	U1109	A846	G704	G704	C578	U318	U318
G1494	G1494	A1252	U1176	U1176	U1110	U1110	A847	G705	G705	C579	U319	U319
G1494	G1494	G1253	U1177	U1177	U1111	U1111	A848	G706	G706	C580	U320	U320
G1494	G1494	G1254	U1178	U1178	U1112	U1112	A849	G707	G707	C581	U321	U321
G1494	G1494	G1255	U1179	U1179	U1113	U1113	A850	G708	G708	C582	U322	U322
G1494	G1494	G1256	U1180	U1180	U1114	U1114	A851	G709	G709	C583	U323	U323
G1494	G1494	U1257	U1181	U1181	U1115	U1115	A852	G710	G710	C584	U324	U324
G1494	G1494	G1258	U1182	U1182	U1116	U1116	A853	G711	G711	C585	U325	U325
G1494	G1494	G1259	U1183	U1183	U1117	U1117	A854	G712	G712	C586	U326	U326
G1494	G1494	C1260	U1184	U1184	U1118	U1118	A855	G713	G713	C587	U327	U327
G1494	G1494	A1261	U1185	U1185	U1119	U1119	A856	G714	G714	C588	U328	U328
G1494	G1494	A1262	U1186	U1186	U1120	U1120	A857	G715	G715	C589	U329	U329
G1494	G1494	C1263	U1187	U1187	U1121	U1121	A858	G716	G716	C590	U330	U330
G1494	G1494	G1264	U1188	U1188	U1122	U1122	A859	G717	G717	C591	U331	U331
G1494	G1494	G1265	U1189	U1189	U1123	U1123	A860	G718	G718	C592	U332	U332
G1494	G1494	G1266	U1190	U1190	U1124	U1124						

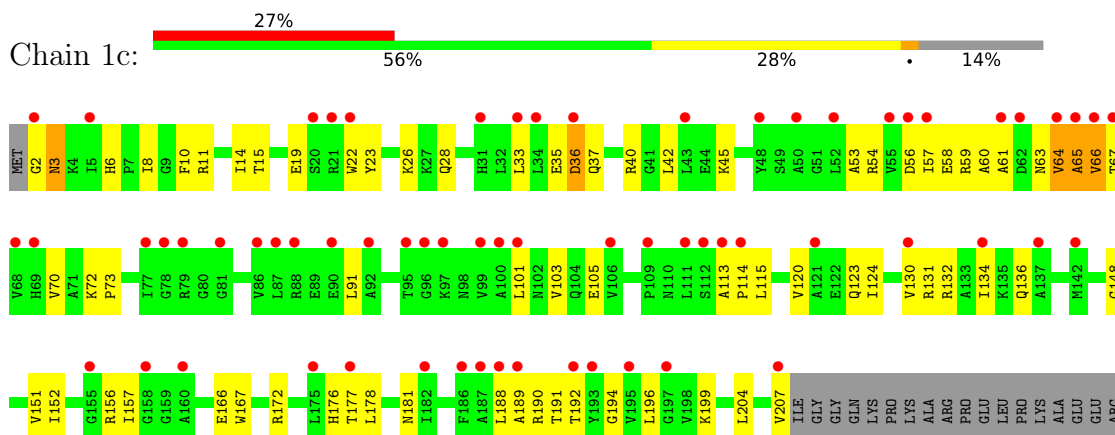
• Molecule 33: 30S ribosomal protein S2

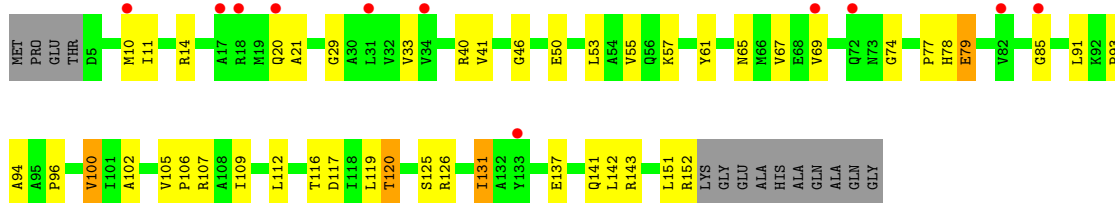


• Molecule 33: 30S ribosomal protein S2

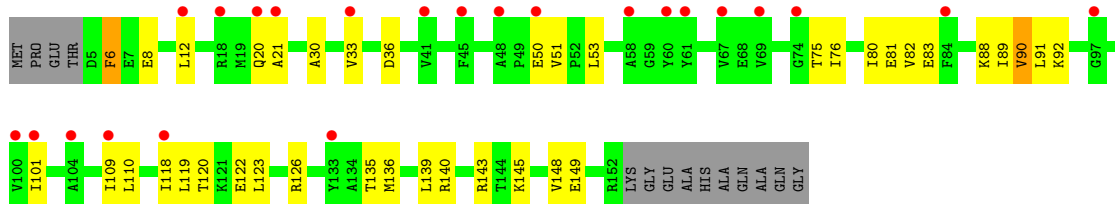


• Molecule 34: 30S ribosomal protein S3





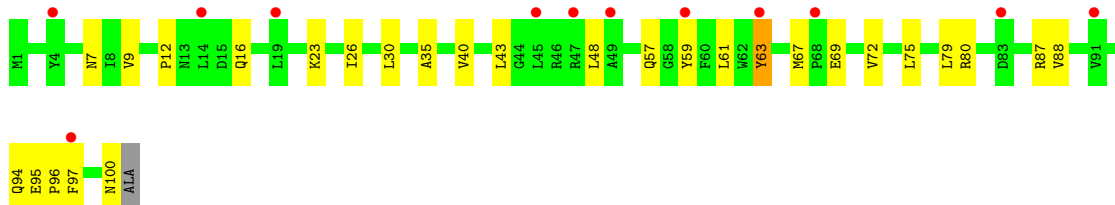
- Molecule 36: 30S ribosomal protein S5



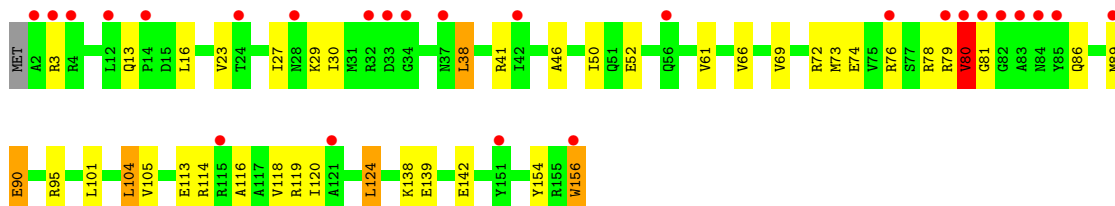
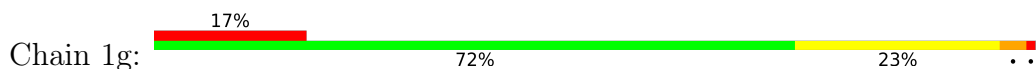
- Molecule 37: 30S ribosomal protein S6



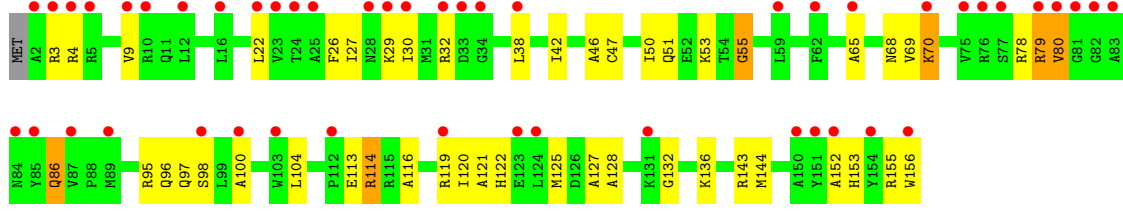
- Molecule 37: 30S ribosomal protein S6



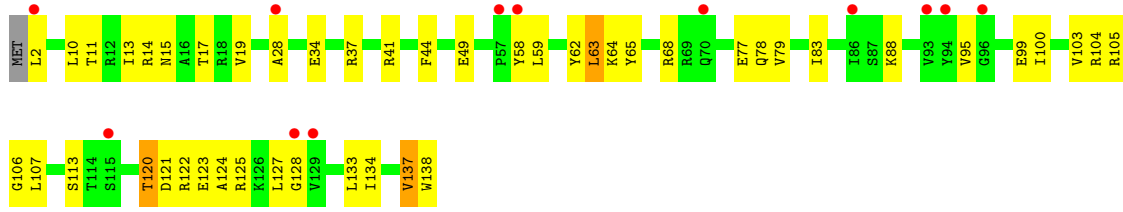
- Molecule 38: 30S ribosomal protein S7



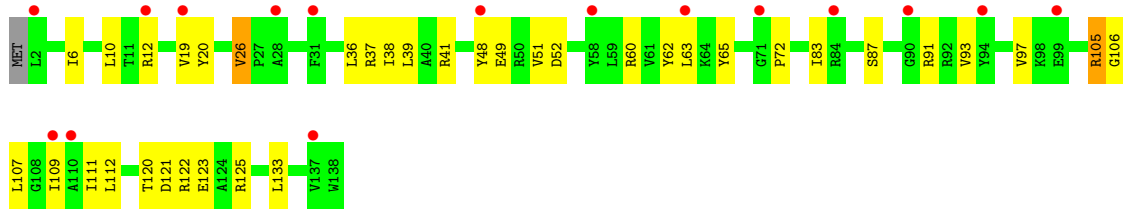
- Molecule 38: 30S ribosomal protein S7



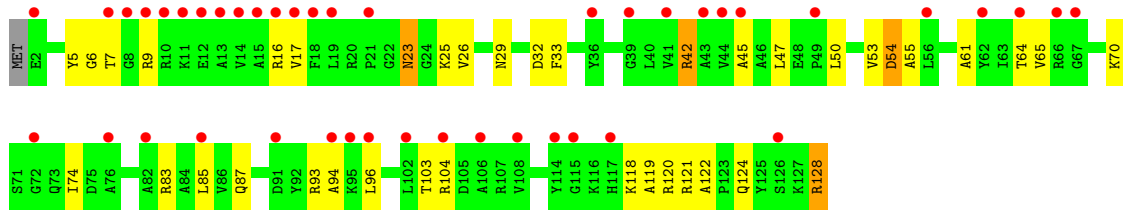
• Molecule 39: 30S ribosomal protein S8



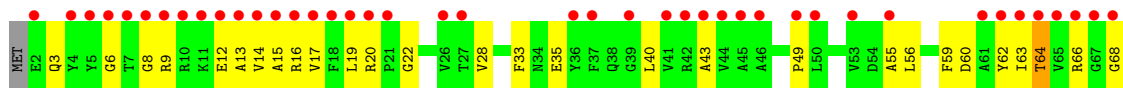
• Molecule 39: 30S ribosomal protein S8

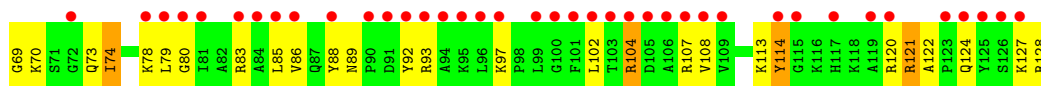


• Molecule 40: 30S ribosomal protein S9

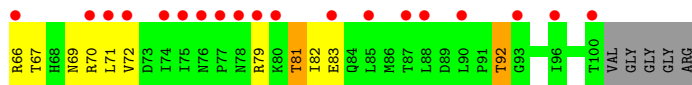
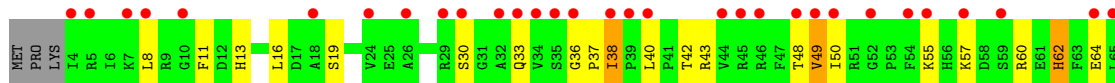


• Molecule 40: 30S ribosomal protein S9

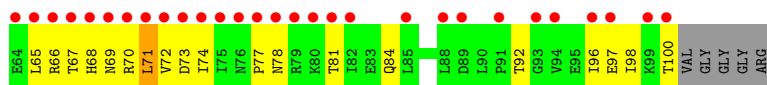
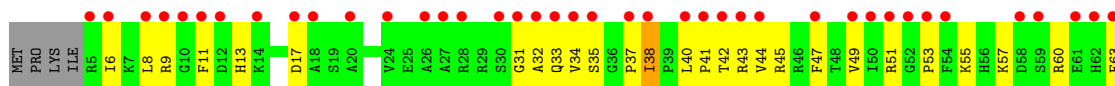




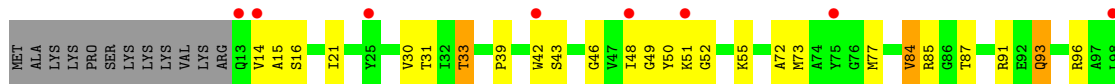
- Molecule 41: 30S ribosomal protein S10



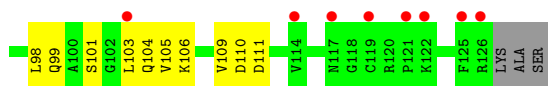
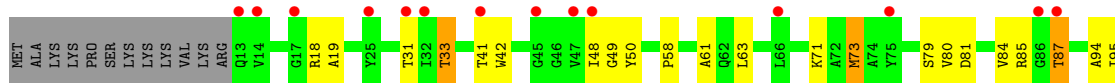
- Molecule 41: 30S ribosomal protein S10



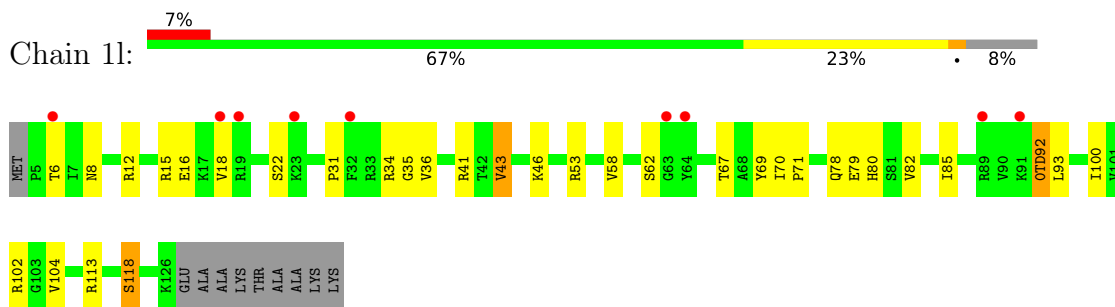
- Molecule 42: 30S ribosomal protein S11



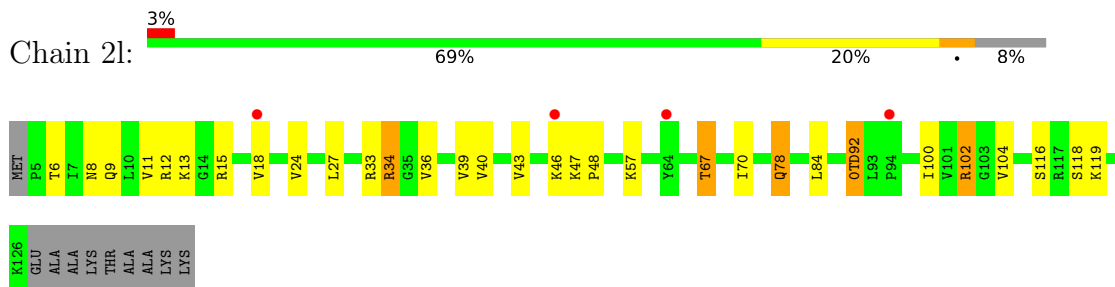
- Molecule 42: 30S ribosomal protein S11



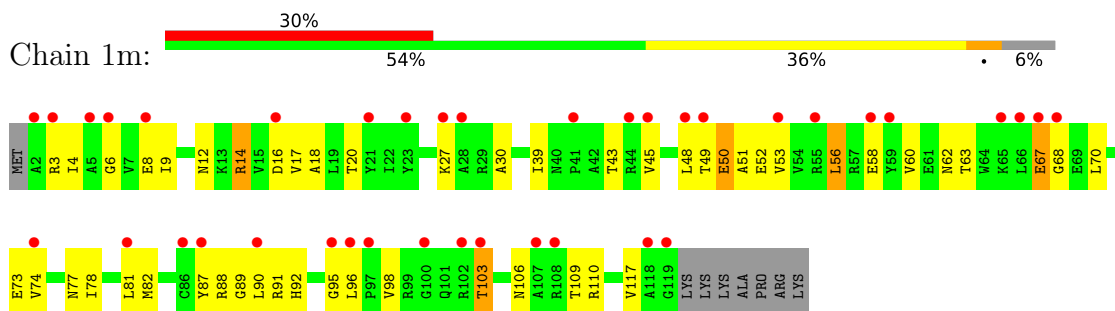
- Molecule 43: 30S ribosomal protein S12



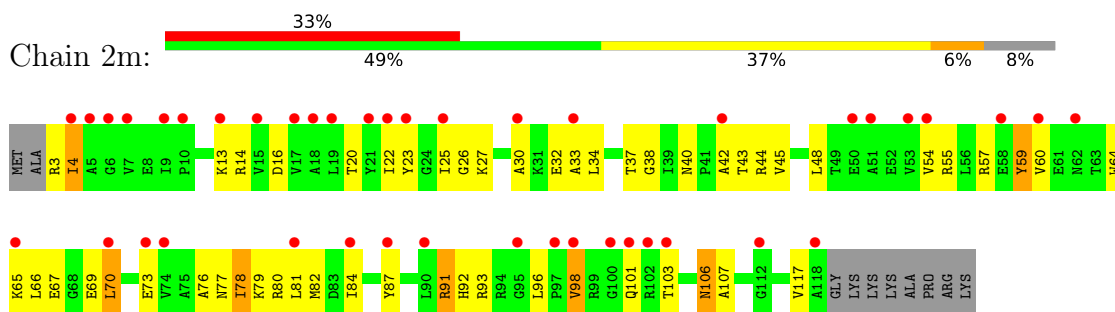
• Molecule 43: 30S ribosomal protein S12



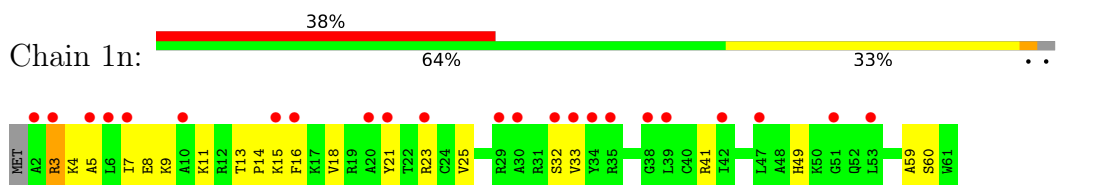
• Molecule 44: 30S ribosomal protein S13



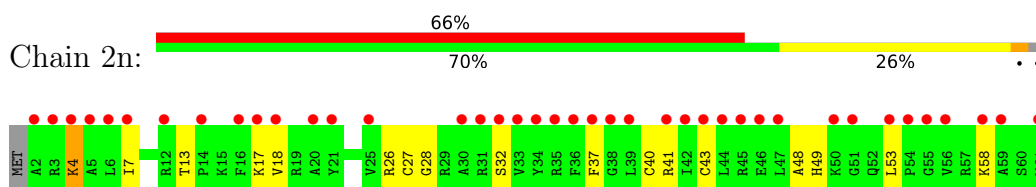
• Molecule 44: 30S ribosomal protein S13



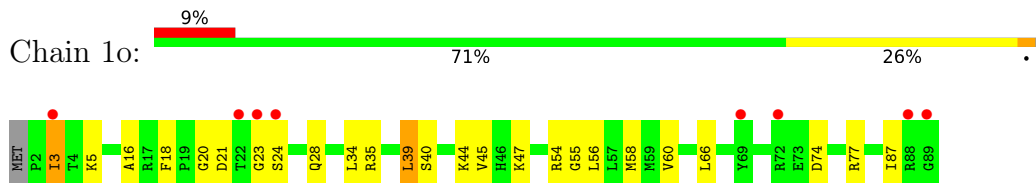
• Molecule 45: 30S ribosomal protein S14 type Z



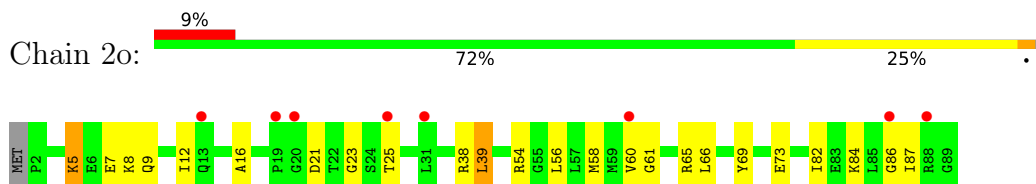
• Molecule 45: 30S ribosomal protein S14 type Z



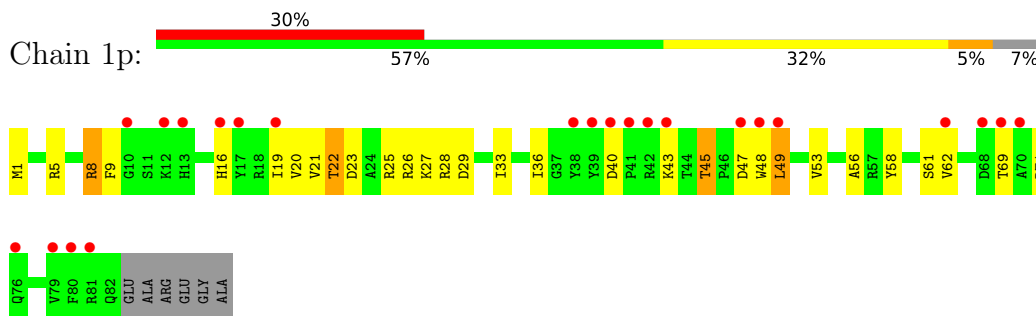
- Molecule 46: 30S ribosomal protein S15



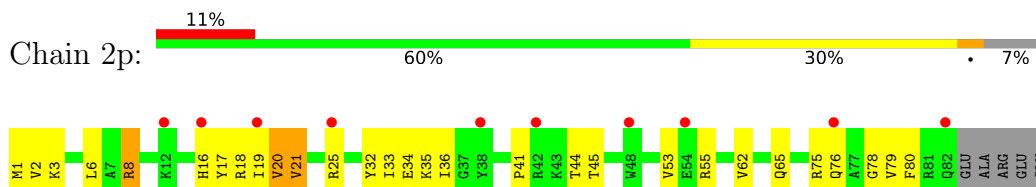
- Molecule 46: 30S ribosomal protein S15



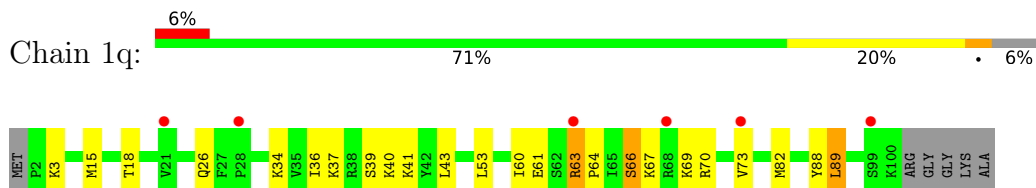
- Molecule 47: 30S ribosomal protein S16



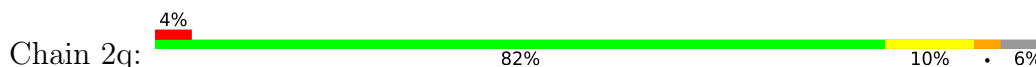
- Molecule 47: 30S ribosomal protein S16



- Molecule 48: 30S ribosomal protein S17



- Molecule 48: 30S ribosomal protein S17

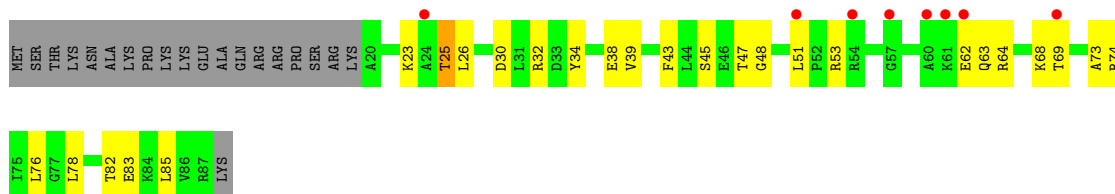




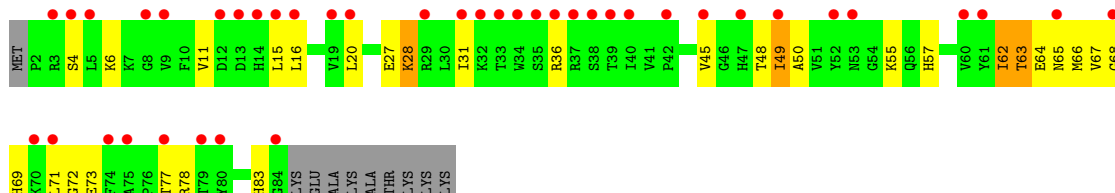
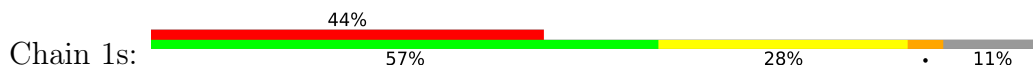
• Molecule 49: 30S ribosomal protein S18



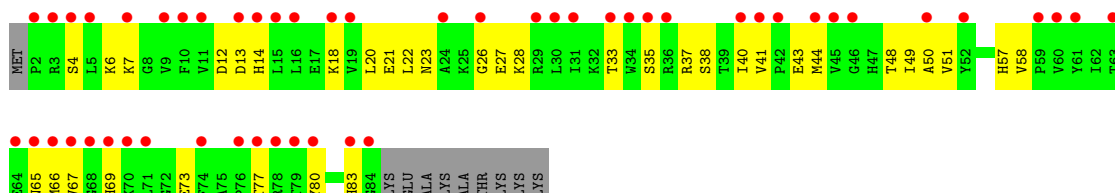
• Molecule 49: 30S ribosomal protein S18



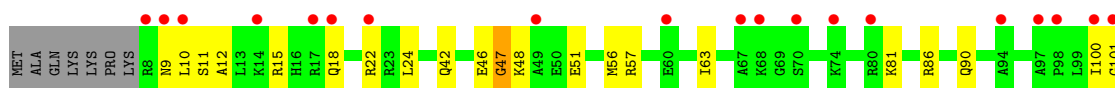
• Molecule 50: 30S ribosomal protein S19

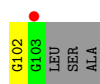


• Molecule 50: 30S ribosomal protein S19

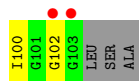
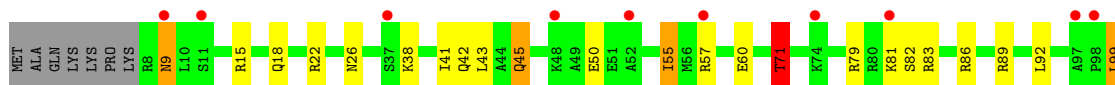


• Molecule 51: 30S ribosomal protein S20





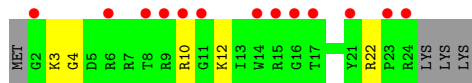
• Molecule 51: 30S ribosomal protein S20



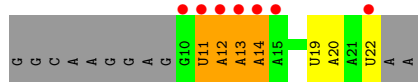
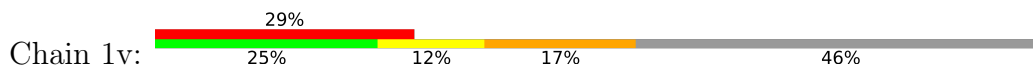
• Molecule 52: 30S ribosomal protein Thx



• Molecule 52: 30S ribosomal protein Thx



• Molecule 53: CYS-Stop mRNA

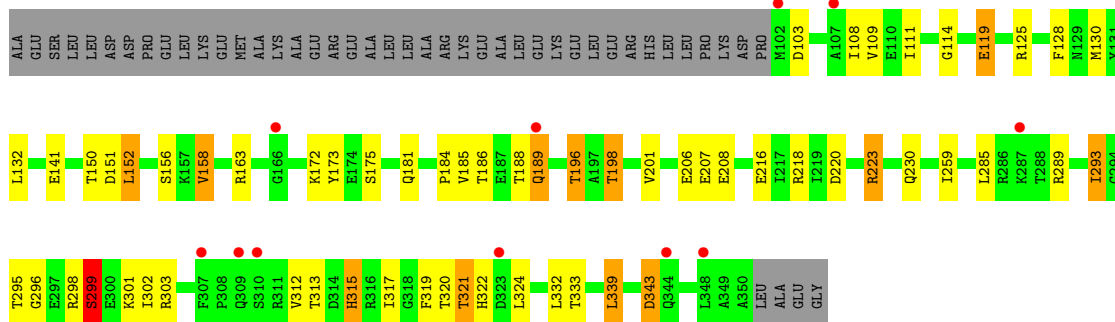


• Molecule 53: CYS-Stop mRNA

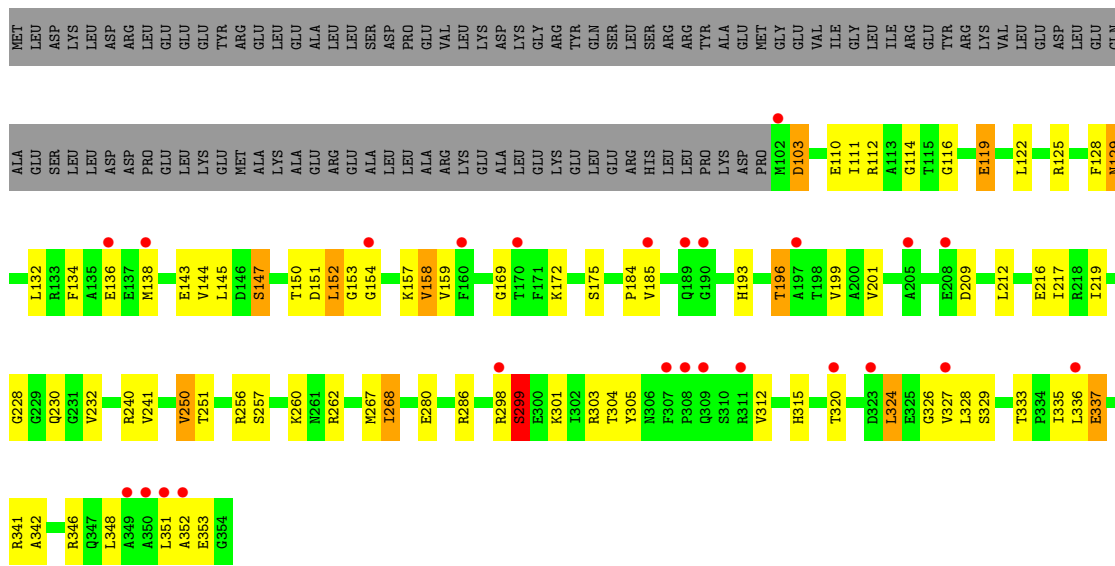


• Molecule 54: Peptide chain release factor 1





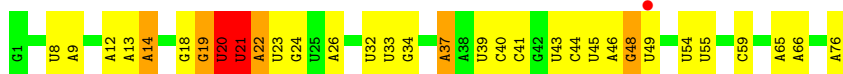
• Molecule 54: Peptide chain release factor 1



• Molecule 55: P-site Peptidyl-tRNA fMEAAAKC-tRNAcys RNA-part



• Molecule 55: P-site Peptidyl-tRNA fMEAAAKC-tRNAcys RNA-part

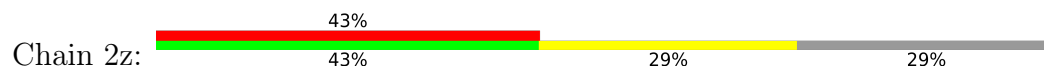


• Molecule 56: P-site Peptidyl-tRNA fMEAAAKC-tRNAcys Peptide-part





- Molecule 56: P-site Peptidyl-tRNA fMEAAAKC-tRNAcys Peptide-part



4 Data and refinement statistics

Property	Value	Source
Space group	P 21 21 21	Depositor
Cell constants a, b, c, α , β , γ	210.49Å 452.41Å 626.59Å 90.00° 90.00° 90.00°	Depositor
Resolution (Å)	366.79 – 2.70 366.79 – 2.70	Depositor EDS
% Data completeness (in resolution range)	99.4 (366.79-2.70) 99.5 (366.79-2.70)	Depositor EDS
R_{merge}	0.24	Depositor
R_{sym}	(Not available)	Depositor
$\langle I/\sigma(I) \rangle$ ¹	1.09 (at 2.69Å)	Xtrriage
Refinement program	PHENIX 1.8.2	Depositor
R, R_{free}	0.218 , 0.262 0.216 , 0.259	Depositor DCC
R_{free} test set	80354 reflections (4.99%)	wwPDB-VP
Wilson B-factor (Å ²)	46.0	Xtrriage
Anisotropy	0.102	Xtrriage
Bulk solvent k_{sol} (e/Å ³), B_{sol} (Å ²)	0.40 , 138.4	EDS
L-test for twinning ²	$\langle L \rangle = 0.43$, $\langle L^2 \rangle = 0.25$	Xtrriage
Estimated twinning fraction	No twinning to report.	Xtrriage
F_o, F_c correlation	0.86	EDS
Total number of atoms	296409	wwPDB-VP
Average B, all atoms (Å ²)	50.0	wwPDB-VP

Xtrriage's analysis on translational NCS is as follows: *The largest off-origin peak in the Patterson function is 1.62% of the height of the origin peak. No significant pseudotranslation is detected.*

¹Intensities estimated from amplitudes.

²Theoretical values of $\langle |L| \rangle$, $\langle L^2 \rangle$ for acentric reflections are 0.5, 0.333 respectively for untwinned datasets, and 0.375, 0.2 for perfectly twinned datasets.

5 Model quality

5.1 Standard geometry

Bond lengths and bond angles in the following residue types are not validated in this section: 2MA, MG, OMU, OMG, 2MG, K, OMC, 5MU, MA6, ZN, 5MC, SF4, PSU, M2G, MIA, UR3, 8AN, H2U, 4OC, G7M, 0TD, 4SU

The Z score for a bond length (or angle) is the number of standard deviations the observed value is removed from the expected value. A bond length (or angle) with $|Z| > 5$ is considered an outlier worth inspection. RMSZ is the root-mean-square of all Z scores of the bond lengths (or angles).

Mol	Chain	Bond lengths		Bond angles	
		RMSZ	# Z >5	RMSZ	# Z >5
1	1A	0.27	0/69011	0.45	3/107720 (0.0%)
1	2A	0.21	0/67295	0.40	3/105042 (0.0%)
2	1B	0.21	0/2882	0.39	0/4494
2	2B	0.18	0/2879	0.35	0/4487
3	1D	0.26	0/2186	0.49	0/2944
3	2D	0.23	0/2186	0.45	0/2944
4	1E	0.26	0/1592	0.49	0/2149
4	2E	0.21	0/1592	0.46	0/2149
5	1F	0.25	0/1619	0.50	0/2193
5	2F	0.21	0/1615	0.42	0/2188
6	1G	0.21	0/1448	0.45	0/1957
6	2G	0.20	0/1453	0.46	0/1963
7	1H	0.22	0/1356	0.43	0/1834
7	2H	0.19	0/1356	0.38	0/1834
8	1I	0.19	0/1112	0.39	0/1514
8	2I	0.20	0/1079	0.39	0/1475
9	1N	0.25	0/1144	0.44	0/1543
9	2N	0.18	0/1144	0.39	0/1543
10	1O	0.25	0/943	0.44	0/1269
10	2O	0.22	0/943	0.44	0/1269
11	1P	0.27	0/1152	0.51	0/1533
11	2P	0.20	0/1152	0.45	0/1533
12	1Q	0.28	0/1143	0.51	0/1527
12	2Q	0.20	0/1143	0.42	0/1527
13	1R	0.26	0/982	0.51	0/1312
13	2R	0.21	0/982	0.41	0/1312
14	1S	0.22	0/883	0.44	0/1176
14	2S	0.20	0/880	0.48	0/1172
15	1T	0.23	0/1105	0.45	0/1477
15	2T	0.22	0/1097	0.48	0/1468
16	1U	0.28	0/977	0.48	0/1301

Mol	Chain	Bond lengths		Bond angles	
		RMSZ	# Z >5	RMSZ	# Z >5
16	2U	0.20	0/977	0.41	0/1301
17	1V	0.24	0/782	0.46	0/1049
17	2V	0.19	0/782	0.39	0/1049
18	1W	0.27	0/897	0.46	0/1205
18	2W	0.21	0/897	0.42	0/1205
19	1X	0.26	0/764	0.51	0/1025
19	2X	0.19	0/764	0.49	2/1025 (0.2%)
20	1Y	0.23	0/819	0.46	0/1095
20	2Y	0.19	0/819	0.43	0/1095
21	1Z	0.23	0/1267	0.50	0/1717
21	2Z	0.21	0/1299	0.44	0/1763
22	10	0.25	0/612	0.45	0/816
22	20	0.20	0/612	0.44	0/816
23	11	0.25	0/762	0.42	0/1014
23	21	0.20	0/762	0.39	0/1014
24	12	0.22	0/590	0.42	0/781
24	22	0.19	0/590	0.38	0/781
25	13	0.26	0/474	0.49	0/635
25	23	0.21	0/469	0.40	0/630
26	14	0.26	0/565	0.55	0/761
26	24	0.23	0/545	0.52	0/737
27	15	0.27	0/469	0.49	0/635
27	25	0.23	0/469	0.47	0/635
28	16	0.26	0/460	0.48	0/613
28	26	0.19	0/456	0.45	0/608
29	17	0.31	0/426	0.52	0/561
29	27	0.25	0/426	0.52	0/561
30	18	0.26	0/525	0.47	0/691
30	28	0.21	0/525	0.41	0/691
31	19	0.25	0/310	0.46	0/407
31	29	0.20	0/310	0.40	0/407
32	1a	0.20	2/35795 (0.0%)	0.38	0/55864
32	2a	0.20	1/35886 (0.0%)	0.37	5/56005 (0.0%)
33	1b	0.24	0/1881	0.55	1/2542 (0.0%)
33	2b	0.23	0/1860	0.49	0/2518
34	1c	0.21	0/1572	0.45	0/2126
34	2c	0.21	0/1566	0.41	0/2119
35	1d	0.19	0/1685	0.41	0/2262
35	2d	0.20	0/1704	0.44	0/2284
36	1e	0.20	0/1145	0.44	0/1543
36	2e	0.21	0/1149	0.44	0/1548
37	1f	0.19	0/823	0.40	0/1115
37	2f	0.21	0/829	0.40	0/1123

Mol	Chain	Bond lengths		Bond angles	
		RMSZ	# Z >5	RMSZ	# Z >5
38	1g	0.20	0/1250	0.42	0/1679
38	2g	0.21	0/1254	0.43	0/1683
39	1h	0.18	0/1108	0.40	0/1494
39	2h	0.18	0/1108	0.42	0/1494
40	1i	0.21	0/1002	0.48	0/1346
40	2i	0.23	0/997	0.46	0/1343
41	1j	0.25	0/722	0.46	0/982
41	2j	0.23	0/727	0.47	0/988
42	1k	0.18	0/844	0.43	0/1145
42	2k	0.18	0/848	0.39	0/1149
43	1l	0.21	0/937	0.43	0/1260
43	2l	0.18	0/937	0.42	0/1260
44	1m	0.19	0/929	0.48	0/1250
44	2m	0.23	0/917	0.48	0/1234
45	1n	0.19	0/501	0.46	0/664
45	2n	0.19	0/501	0.41	0/664
46	1o	0.20	0/739	0.38	0/985
46	2o	0.18	0/739	0.38	0/985
47	1p	0.20	0/697	0.45	0/939
47	2p	0.19	0/693	0.44	0/935
48	1q	0.18	0/836	0.39	0/1117
48	2q	0.17	0/836	0.42	0/1117
49	1r	0.19	0/560	0.41	0/746
49	2r	0.18	0/560	0.40	0/746
50	1s	0.22	0/667	0.48	0/900
50	2s	0.20	0/661	0.40	0/893
51	1t	0.19	0/730	0.42	0/965
51	2t	0.18	0/729	0.43	0/965
52	1u	0.21	0/203	0.45	0/266
52	2u	0.21	0/203	0.47	0/266
53	1v	0.26	0/310	0.45	0/480
53	2v	0.22	0/212	0.43	0/327
54	1w	0.20	0/1966	0.42	0/2649
54	2w	0.19	0/1984	0.40	0/2672
55	1x	0.23	0/1555	0.36	0/2419
55	2x	0.22	0/1555	0.40	0/2419
56	1z	0.32	0/29	0.58	0/37
56	2z	0.26	0/29	0.43	0/37
All	All	0.22	3/313725 (0.0%)	0.42	14/468721 (0.0%)

Chiral center outliers are detected by calculating the chiral volume of a chiral center and verifying if the center is modelled as a planar moiety or with the opposite hand. A planarity outlier is detected by checking planarity of atoms in a peptide group, atoms in a mainchain group or atoms of a

sidechain that are expected to be planar.

Mol	Chain	#Chirality outliers	#Planarity outliers
21	1Z	0	1
33	1b	0	2
33	2b	0	1
All	All	0	4

All (3) bond length outliers are listed below:

Mol	Chain	Res	Type	Atoms	Z	Observed(Å)	Ideal(Å)
32	2a	527	G7M	O3'-P	5.32	1.61	1.56
32	1a	1498	UR3	O3'-P	5.18	1.61	1.56
32	1a	527	G7M	O3'-P	5.15	1.61	1.56

The worst 5 of 14 bond angle outliers are listed below:

Mol	Chain	Res	Type	Atoms	Z	Observed(°)	Ideal(°)
1	1A	1992	G	C2'-C3'-O3'	7.37	120.55	109.50
32	2a	1263	C	N1-C2-O2	6.90	139.59	118.90
1	2A	1992	G	C2'-C3'-O3'	6.74	119.62	109.50
32	2a	1272	G	N1-C2-N2	-6.74	95.98	116.20
32	2a	1272	G	N3-C2-N2	6.36	138.98	119.90

There are no chirality outliers.

All (4) planarity outliers are listed below:

Mol	Chain	Res	Type	Group
21	1Z	136	PHE	Peptide
33	1b	122	PHE	Peptide
33	1b	9	GLU	Peptide
33	2b	124	SER	Peptide

5.2 Too-close contacts [\(i\)](#)

In the following table, the Non-H and H(model) columns list the number of non-hydrogen atoms and hydrogen atoms in the chain respectively. The H(added) column lists the number of hydrogen atoms added and optimized by MolProbity. The Clashes column lists the number of clashes within the asymmetric unit, whereas Symm-Clashes lists symmetry-related clashes.

Mol	Chain	Non-H	H(model)	H(added)	Clashes	Symm-Clashes
1	1A	61852	0	31194	445	0
1	2A	60322	0	30428	513	0

Continued on next page...

Continued from previous page...

Mol	Chain	Non-H	H(model)	H(added)	Clashes	Symm-Clashes
2	1B	2577	0	1305	11	0
2	2B	2575	0	1303	29	0
3	1D	2136	0	2218	33	0
3	2D	2136	0	2218	37	0
4	1E	1559	0	1618	18	0
4	2E	1559	0	1618	25	0
5	1F	1584	0	1625	38	0
5	2F	1580	0	1619	43	0
6	1G	1423	0	1436	22	0
6	2G	1428	0	1438	40	0
7	1H	1330	0	1407	29	0
7	2H	1330	0	1407	25	0
8	1I	1097	0	1140	29	0
8	2I	1064	0	1082	19	0
9	1N	1117	0	1184	10	0
9	2N	1117	0	1184	12	0
10	1O	933	0	996	10	0
10	2O	933	0	996	16	0
11	1P	1135	0	1212	18	0
11	2P	1135	0	1212	25	0
12	1Q	1122	0	1179	11	0
12	2Q	1122	0	1179	24	0
13	1R	968	0	1033	11	0
13	2R	968	0	1033	17	0
14	1S	873	0	927	17	0
14	2S	870	0	923	23	0
15	1T	1091	0	1151	19	0
15	2T	1083	0	1136	24	0
16	1U	959	0	1019	11	0
16	2U	959	0	1019	13	0
17	1V	771	0	830	6	0
17	2V	771	0	830	7	0
18	1W	886	0	940	7	0
18	2W	886	0	940	14	0
19	1X	750	0	814	15	0
19	2X	750	0	814	12	0
20	1Y	806	0	881	9	0
20	2Y	806	0	881	16	0
21	1Z	1240	0	1240	26	0
21	2Z	1271	0	1273	34	0
22	10	604	0	619	11	0
22	20	604	0	619	10	0

Continued on next page...

Continued from previous page...

Mol	Chain	Non-H	H(model)	H(added)	Clashes	Symm-Clashes
23	11	755	0	826	11	0
23	21	755	0	826	10	0
24	12	588	0	643	5	0
24	22	588	0	643	13	0
25	13	469	0	518	8	0
25	23	464	0	514	5	0
26	14	552	0	533	19	0
26	24	532	0	503	21	0
27	15	455	0	465	2	0
27	25	455	0	465	5	0
28	16	453	0	473	4	0
28	26	449	0	469	3	0
29	17	418	0	467	3	0
29	27	418	0	467	13	0
30	18	517	0	582	12	0
30	28	517	0	582	9	0
31	19	307	0	335	3	0
31	29	307	0	335	5	0
32	1a	32246	0	16294	336	0
32	2a	32327	0	16338	329	0
33	1b	1846	0	1867	70	0
33	2b	1825	0	1828	57	0
34	1c	1548	0	1535	42	0
34	2c	1542	0	1517	47	0
35	1d	1655	0	1672	46	0
35	2d	1674	0	1714	45	0
36	1e	1129	0	1185	37	0
36	2e	1133	0	1191	23	0
37	1f	810	0	804	14	0
37	2f	816	0	808	19	0
38	1g	1231	0	1238	30	0
38	2g	1235	0	1249	32	0
39	1h	1088	0	1126	32	0
39	2h	1088	0	1126	25	0
40	1i	983	0	986	28	0
40	2i	978	0	966	44	0
41	1j	709	0	650	21	0
41	2j	714	0	672	31	0
42	1k	829	0	825	19	0
42	2k	833	0	836	18	0
43	1l	932	0	981	22	0
43	2l	932	0	981	18	0

Continued on next page...

Continued from previous page...

Mol	Chain	Non-H	H(model)	H(added)	Clashes	Symm-Clashes
44	1m	919	0	951	26	0
44	2m	907	0	934	43	0
45	1n	492	0	529	12	0
45	2n	492	0	529	12	0
46	1o	728	0	760	14	0
46	2o	728	0	760	16	0
47	1p	681	0	697	28	0
47	2p	677	0	686	17	0
48	1q	823	0	891	12	0
48	2q	823	0	891	6	0
49	1r	555	0	618	9	0
49	2r	555	0	618	16	0
50	1s	652	0	662	18	0
50	2s	646	0	644	26	0
51	1t	728	0	798	15	0
51	2t	727	0	796	18	0
52	1u	199	0	208	4	0
52	2u	199	0	208	4	0
53	1v	277	0	140	5	0
53	2v	190	0	97	3	0
54	1w	1938	0	1923	31	0
54	2w	1956	0	1933	44	0
55	1x	1577	0	801	6	0
55	2x	1577	0	801	14	0
56	1z	30	0	32	3	0
56	2z	30	0	32	3	0
57	10	8	0	0	0	0
57	11	5	0	0	0	0
57	12	2	0	0	0	0
57	13	4	0	0	0	0
57	15	7	0	0	0	0
57	16	1	0	0	0	0
57	17	4	0	0	0	0
57	18	3	0	0	0	0
57	19	1	0	0	0	0
57	1A	1046	0	0	0	0
57	1B	38	0	0	0	0
57	1D	13	0	0	0	0
57	1E	12	0	0	0	0
57	1F	13	0	0	0	0
57	1G	5	0	0	0	0
57	1I	1	0	0	0	0

Continued on next page...

Continued from previous page...

Mol	Chain	Non-H	H(model)	H(added)	Clashes	Symm-Clashes
57	1N	6	0	0	0	0
57	1O	5	0	0	0	0
57	1P	3	0	0	0	0
57	1Q	7	0	0	0	0
57	1R	7	0	0	0	0
57	1S	3	0	0	0	0
57	1T	2	0	0	0	0
57	1U	10	0	0	0	0
57	1V	6	0	0	0	0
57	1W	9	0	0	0	0
57	1X	5	0	0	0	0
57	1Y	3	0	0	0	0
57	1Z	2	0	0	0	0
57	1a	205	0	0	0	0
57	1b	2	0	0	0	0
57	1d	1	0	0	0	0
57	1e	2	0	0	0	0
57	1f	1	0	0	0	0
57	1k	1	0	0	0	0
57	1l	2	0	0	0	0
57	1m	1	0	0	0	0
57	1n	2	0	0	0	0
57	1p	1	0	0	0	0
57	1r	1	0	0	0	0
57	1t	1	0	0	0	0
57	1v	2	0	0	0	0
57	1w	1	0	0	0	0
57	1x	11	0	0	0	0
57	20	1	0	0	0	0
57	21	1	0	0	0	0
57	23	1	0	0	0	0
57	25	6	0	0	0	0
57	26	1	0	0	0	0
57	27	1	0	0	0	0
57	28	3	0	0	0	0
57	2A	846	0	0	0	0
57	2B	19	0	0	0	0
57	2D	10	0	0	0	0
57	2E	7	0	0	0	0
57	2F	7	0	0	0	0
57	2G	1	0	0	0	0
57	2N	1	0	0	0	0

Continued on next page...

Continued from previous page...

Mol	Chain	Non-H	H(model)	H(added)	Clashes	Symm-Clashes
57	2O	2	0	0	0	0
57	2P	3	0	0	0	0
57	2Q	4	0	0	0	0
57	2R	2	0	0	0	0
57	2T	5	0	0	0	0
57	2U	1	0	0	0	0
57	2V	3	0	0	0	0
57	2W	2	0	0	0	0
57	2X	1	0	0	0	0
57	2Y	1	0	0	0	0
57	2Z	1	0	0	0	0
57	2a	171	0	0	0	0
57	2d	2	0	0	0	0
57	2e	1	0	0	0	0
57	2f	1	0	0	0	0
57	2i	1	0	0	0	0
57	2j	1	0	0	0	0
57	2k	1	0	0	0	0
57	2l	3	0	0	0	0
57	2n	1	0	0	0	0
57	2q	1	0	0	0	0
57	2t	2	0	0	0	0
57	2v	2	0	0	0	0
57	2x	7	0	0	0	0
58	1A	1	0	0	0	0
59	14	1	0	0	0	0
59	15	1	0	0	0	0
59	16	1	0	0	0	0
59	19	1	0	0	0	0
59	1Y	1	0	0	0	0
59	1n	1	0	0	0	0
59	24	1	0	0	0	0
59	25	1	0	0	0	0
59	26	1	0	0	0	0
59	29	1	0	0	0	0
59	2Y	1	0	0	0	0
59	2n	1	0	0	0	0
60	1d	8	0	0	0	0
60	2d	8	0	0	0	0
61	10	11	0	0	0	0
61	11	8	0	0	0	0
61	12	3	0	0	1	0

Continued on next page...

Continued from previous page...

Mol	Chain	Non-H	H(model)	H(added)	Clashes	Symm-Clashes
61	13	6	0	0	0	0
61	14	1	0	0	0	0
61	15	6	0	0	0	0
61	17	7	0	0	0	0
61	18	9	0	0	1	0
61	1A	1729	0	0	66	0
61	1B	58	0	0	2	0
61	1D	23	0	0	0	0
61	1E	27	0	0	4	0
61	1F	15	0	0	0	0
61	1G	5	0	0	2	0
61	1H	2	0	0	0	0
61	1I	1	0	0	0	0
61	1N	7	0	0	0	0
61	1O	7	0	0	0	0
61	1P	20	0	0	0	0
61	1Q	8	0	0	0	0
61	1R	10	0	0	2	0
61	1S	3	0	0	1	0
61	1T	6	0	0	0	0
61	1U	13	0	0	0	0
61	1V	8	0	0	0	0
61	1W	12	0	0	1	0
61	1X	4	0	0	0	0
61	1Y	1	0	0	1	0
61	1Z	1	0	0	0	0
61	1a	211	0	0	10	0
61	1b	1	0	0	0	0
61	1i	1	0	0	0	0
61	1l	2	0	0	0	0
61	1q	3	0	0	0	0
61	1v	4	0	0	0	0
61	1w	2	0	0	1	0
61	1x	19	0	0	1	0
61	1z	1	0	0	0	0
61	20	3	0	0	0	0
61	21	9	0	0	0	0
61	22	1	0	0	0	0
61	23	2	0	0	1	0
61	25	2	0	0	0	0
61	27	1	0	0	0	0
61	28	5	0	0	0	0

Continued on next page...

Continued from previous page...

Mol	Chain	Non-H	H(model)	H(added)	Clashes	Symm-Clashes
61	29	1	0	0	0	0
61	2A	974	0	0	74	0
61	2B	20	0	0	3	0
61	2D	18	0	0	1	0
61	2E	15	0	0	0	0
61	2F	10	0	0	0	0
61	2I	1	0	0	0	0
61	2N	1	0	0	0	0
61	2O	2	0	0	0	0
61	2P	14	0	0	0	0
61	2Q	1	0	0	0	0
61	2R	2	0	0	0	0
61	2T	5	0	0	0	0
61	2U	3	0	0	0	0
61	2V	1	0	0	0	0
61	2W	2	0	0	0	0
61	2X	4	0	0	0	0
61	2Z	2	0	0	0	0
61	2a	120	0	0	5	0
61	2d	2	0	0	0	0
61	2e	1	0	0	0	0
61	2j	4	0	0	1	0
61	2l	4	0	0	0	0
61	2n	1	0	0	0	0
61	2q	2	0	0	0	0
61	2w	1	0	0	0	0
61	2x	12	0	0	0	0
All	All	296409	0	197094	3257	0

The all-atom clashscore is defined as the number of clashes found per 1000 atoms (including hydrogen atoms). The all-atom clashscore for this structure is 7.

The worst 5 of 3257 close contacts within the same asymmetric unit are listed below, sorted by their clash magnitude.

Atom-1	Atom-2	Interatomic distance (Å)	Clash overlap (Å)
1:1A:1082:U:O4	1:1A:1086:A:N1	1.84	1.10
1:2A:784:A:OP2	61:2A:3903:HOH:O	1.83	0.96
1:1A:1041:C:H42	1:1A:1114:G:H1	1.17	0.91
1:2A:1798:U:H5'	3:2D:259:THR:HG22	1.51	0.91
33:2b:185:ILE:HG22	33:2b:199:TYR:HB2	1.51	0.90

There are no symmetry-related clashes.

5.3 Torsion angles [i](#)

5.3.1 Protein backbone [i](#)

In the following table, the Percentiles column shows the percent Ramachandran outliers of the chain as a percentile score with respect to all X-ray entries followed by that with respect to entries of similar resolution.

The Analysed column shows the number of residues for which the backbone conformation was analysed, and the total number of residues.

Mol	Chain	Analysed	Favoured	Allowed	Outliers	Percentiles	
3	1D	273/276 (99%)	262 (96%)	11 (4%)	0	100	100
3	2D	273/276 (99%)	257 (94%)	15 (6%)	1 (0%)	30	54
4	1E	202/206 (98%)	191 (95%)	10 (5%)	1 (0%)	24	48
4	2E	202/206 (98%)	190 (94%)	11 (5%)	1 (0%)	24	48
5	1F	201/210 (96%)	191 (95%)	8 (4%)	2 (1%)	12	32
5	2F	201/210 (96%)	185 (92%)	15 (8%)	1 (0%)	24	48
6	1G	179/182 (98%)	161 (90%)	15 (8%)	3 (2%)	7	19
6	2G	179/182 (98%)	154 (86%)	22 (12%)	3 (2%)	7	19
7	1H	172/180 (96%)	162 (94%)	10 (6%)	0	100	100
7	2H	172/180 (96%)	155 (90%)	13 (8%)	4 (2%)	5	13
8	1I	144/148 (97%)	126 (88%)	17 (12%)	1 (1%)	18	41
8	2I	144/148 (97%)	122 (85%)	21 (15%)	1 (1%)	18	41
9	1N	138/140 (99%)	134 (97%)	4 (3%)	0	100	100
9	2N	138/140 (99%)	135 (98%)	3 (2%)	0	100	100
10	1O	120/122 (98%)	112 (93%)	7 (6%)	1 (1%)	16	37
10	2O	120/122 (98%)	111 (92%)	8 (7%)	1 (1%)	16	37
11	1P	147/150 (98%)	139 (95%)	8 (5%)	0	100	100
11	2P	147/150 (98%)	139 (95%)	7 (5%)	1 (1%)	18	41
12	1Q	139/141 (99%)	133 (96%)	6 (4%)	0	100	100
12	2Q	139/141 (99%)	130 (94%)	8 (6%)	1 (1%)	18	41
13	1R	116/118 (98%)	111 (96%)	5 (4%)	0	100	100
13	2R	116/118 (98%)	110 (95%)	6 (5%)	0	100	100

Continued on next page...

Continued from previous page...

Mol	Chain	Analysed	Favoured	Allowed	Outliers	Percentiles	
14	1S	108/112 (96%)	104 (96%)	4 (4%)	0	100	100
14	2S	108/112 (96%)	95 (88%)	12 (11%)	1 (1%)	14	35
15	1T	129/146 (88%)	119 (92%)	9 (7%)	1 (1%)	16	37
15	2T	129/146 (88%)	121 (94%)	8 (6%)	0	100	100
16	1U	114/118 (97%)	113 (99%)	1 (1%)	0	100	100
16	2U	114/118 (97%)	108 (95%)	6 (5%)	0	100	100
17	1V	99/101 (98%)	97 (98%)	2 (2%)	0	100	100
17	2V	99/101 (98%)	89 (90%)	9 (9%)	1 (1%)	12	32
18	1W	110/113 (97%)	107 (97%)	3 (3%)	0	100	100
18	2W	110/113 (97%)	107 (97%)	3 (3%)	0	100	100
19	1X	93/96 (97%)	90 (97%)	1 (1%)	2 (2%)	5	14
19	2X	93/96 (97%)	87 (94%)	6 (6%)	0	100	100
20	1Y	105/110 (96%)	98 (93%)	7 (7%)	0	100	100
20	2Y	105/110 (96%)	98 (93%)	6 (6%)	1 (1%)	12	32
21	1Z	148/206 (72%)	134 (90%)	11 (7%)	3 (2%)	6	16
21	2Z	156/206 (76%)	137 (88%)	17 (11%)	2 (1%)	9	25
22	10	74/85 (87%)	72 (97%)	2 (3%)	0	100	100
22	20	74/85 (87%)	70 (95%)	4 (5%)	0	100	100
23	11	95/98 (97%)	91 (96%)	3 (3%)	1 (1%)	11	29
23	21	95/98 (97%)	93 (98%)	2 (2%)	0	100	100
24	12	68/72 (94%)	68 (100%)	0	0	100	100
24	22	68/72 (94%)	64 (94%)	4 (6%)	0	100	100
25	13	57/60 (95%)	55 (96%)	2 (4%)	0	100	100
25	23	57/60 (95%)	52 (91%)	4 (7%)	1 (2%)	6	18
26	14	67/71 (94%)	52 (78%)	10 (15%)	5 (8%)	1	1
26	24	67/71 (94%)	51 (76%)	10 (15%)	6 (9%)	0	0
27	15	57/60 (95%)	54 (95%)	3 (5%)	0	100	100
27	25	57/60 (95%)	53 (93%)	4 (7%)	0	100	100
28	16	51/54 (94%)	48 (94%)	3 (6%)	0	100	100
28	26	51/54 (94%)	49 (96%)	2 (4%)	0	100	100
29	17	46/49 (94%)	45 (98%)	1 (2%)	0	100	100

Continued on next page...

Continued from previous page...

Mol	Chain	Analysed	Favoured	Allowed	Outliers	Percentiles	
29	27	46/49 (94%)	44 (96%)	2 (4%)	0	100	100
30	18	62/65 (95%)	62 (100%)	0	0	100	100
30	28	62/65 (95%)	61 (98%)	1 (2%)	0	100	100
31	19	35/37 (95%)	34 (97%)	1 (3%)	0	100	100
31	29	35/37 (95%)	35 (100%)	0	0	100	100
33	1b	229/256 (90%)	196 (86%)	21 (9%)	12 (5%)	1	3
33	2b	229/256 (90%)	194 (85%)	28 (12%)	7 (3%)	3	8
34	1c	204/239 (85%)	181 (89%)	21 (10%)	2 (1%)	12	32
34	2c	204/239 (85%)	175 (86%)	27 (13%)	2 (1%)	12	32
35	1d	206/209 (99%)	183 (89%)	22 (11%)	1 (0%)	24	48
35	2d	206/209 (99%)	186 (90%)	20 (10%)	0	100	100
36	1e	146/162 (90%)	131 (90%)	14 (10%)	1 (1%)	18	41
36	2e	146/162 (90%)	138 (94%)	8 (6%)	0	100	100
37	1f	98/101 (97%)	90 (92%)	8 (8%)	0	100	100
37	2f	98/101 (97%)	88 (90%)	10 (10%)	0	100	100
38	1g	153/156 (98%)	134 (88%)	17 (11%)	2 (1%)	9	25
38	2g	153/156 (98%)	133 (87%)	17 (11%)	3 (2%)	6	16
39	1h	135/138 (98%)	126 (93%)	9 (7%)	0	100	100
39	2h	135/138 (98%)	130 (96%)	5 (4%)	0	100	100
40	1i	125/128 (98%)	107 (86%)	17 (14%)	1 (1%)	16	37
40	2i	125/128 (98%)	104 (83%)	20 (16%)	1 (1%)	16	37
41	1j	95/105 (90%)	84 (88%)	8 (8%)	3 (3%)	3	7
41	2j	94/105 (90%)	76 (81%)	14 (15%)	4 (4%)	2	4
42	1k	112/129 (87%)	102 (91%)	9 (8%)	1 (1%)	14	35
42	2k	112/129 (87%)	97 (87%)	14 (12%)	1 (1%)	14	35
43	1l	119/132 (90%)	113 (95%)	6 (5%)	0	100	100
43	2l	119/132 (90%)	111 (93%)	8 (7%)	0	100	100
44	1m	116/126 (92%)	106 (91%)	8 (7%)	2 (2%)	7	19
44	2m	114/126 (90%)	93 (82%)	19 (17%)	2 (2%)	6	18
45	1n	58/61 (95%)	51 (88%)	6 (10%)	1 (2%)	7	19
45	2n	58/61 (95%)	55 (95%)	3 (5%)	0	100	100

Continued on next page...

Continued from previous page...

Mol	Chain	Analysed	Favoured	Allowed	Outliers	Percentiles	
46	1o	86/89 (97%)	85 (99%)	1 (1%)	0	100	100
46	2o	86/89 (97%)	80 (93%)	6 (7%)	0	100	100
47	1p	80/88 (91%)	69 (86%)	11 (14%)	0	100	100
47	2p	80/88 (91%)	71 (89%)	9 (11%)	0	100	100
48	1q	97/105 (92%)	93 (96%)	4 (4%)	0	100	100
48	2q	97/105 (92%)	89 (92%)	7 (7%)	1 (1%)	12	32
49	1r	66/88 (75%)	63 (96%)	3 (4%)	0	100	100
49	2r	66/88 (75%)	63 (96%)	3 (4%)	0	100	100
50	1s	81/93 (87%)	69 (85%)	12 (15%)	0	100	100
50	2s	81/93 (87%)	69 (85%)	10 (12%)	2 (2%)	4	11
51	1t	94/106 (89%)	86 (92%)	6 (6%)	2 (2%)	5	15
51	2t	94/106 (89%)	85 (90%)	6 (6%)	3 (3%)	3	7
52	1u	21/27 (78%)	18 (86%)	3 (14%)	0	100	100
52	2u	21/27 (78%)	16 (76%)	5 (24%)	0	100	100
54	1w	247/354 (70%)	237 (96%)	8 (3%)	2 (1%)	16	37
54	2w	251/354 (71%)	234 (93%)	15 (6%)	2 (1%)	16	37
56	1z	3/7 (43%)	3 (100%)	0	0	100	100
56	2z	3/7 (43%)	3 (100%)	0	0	100	100
All	All	11849/12850 (92%)	10884 (92%)	861 (7%)	104 (1%)	14	35

5 of 104 Ramachandran outliers are listed below:

Mol	Chain	Res	Type
5	1F	130	ALA
6	1G	126	ASP
19	1X	93	GLU
23	11	3	LYS
26	14	53	GLU

5.3.2 Protein sidechains [i](#)

In the following table, the Percentiles column shows the percent sidechain outliers of the chain as a percentile score with respect to all X-ray entries followed by that with respect to entries of similar resolution.

The Analysed column shows the number of residues for which the sidechain conformation was

analysed, and the total number of residues.

Mol	Chain	Analysed	Rotameric	Outliers	Percentiles	
3	1D	215/218 (99%)	205 (95%)	10 (5%)	23	51
3	2D	215/218 (99%)	203 (94%)	12 (6%)	19	44
4	1E	164/166 (99%)	152 (93%)	12 (7%)	13	32
4	2E	164/166 (99%)	158 (96%)	6 (4%)	30	59
5	1F	160/166 (96%)	142 (89%)	18 (11%)	5	14
5	2F	159/166 (96%)	143 (90%)	16 (10%)	7	18
6	1G	143/156 (92%)	129 (90%)	14 (10%)	7	19
6	2G	143/156 (92%)	123 (86%)	20 (14%)	3	9
7	1H	144/148 (97%)	136 (94%)	8 (6%)	19	44
7	2H	144/148 (97%)	131 (91%)	13 (9%)	9	23
8	1I	113/124 (91%)	102 (90%)	11 (10%)	8	20
8	2I	105/124 (85%)	85 (81%)	20 (19%)	1	4
9	1N	118/119 (99%)	108 (92%)	10 (8%)	10	25
9	2N	118/119 (99%)	108 (92%)	10 (8%)	10	25
10	1O	100/100 (100%)	98 (98%)	2 (2%)	48	76
10	2O	100/100 (100%)	98 (98%)	2 (2%)	48	76
11	1P	115/116 (99%)	107 (93%)	8 (7%)	14	34
11	2P	115/116 (99%)	104 (90%)	11 (10%)	8	20
12	1Q	111/111 (100%)	107 (96%)	4 (4%)	31	60
12	2Q	111/111 (100%)	106 (96%)	5 (4%)	24	52
13	1R	101/101 (100%)	96 (95%)	5 (5%)	22	48
13	2R	101/101 (100%)	96 (95%)	5 (5%)	22	48
14	1S	86/88 (98%)	76 (88%)	10 (12%)	5	13
14	2S	85/88 (97%)	74 (87%)	11 (13%)	4	10
15	1T	115/127 (91%)	106 (92%)	9 (8%)	11	29
15	2T	113/127 (89%)	104 (92%)	9 (8%)	11	28
16	1U	93/94 (99%)	88 (95%)	5 (5%)	20	45
16	2U	93/94 (99%)	89 (96%)	4 (4%)	26	54
17	1V	80/82 (98%)	77 (96%)	3 (4%)	29	58
17	2V	80/82 (98%)	71 (89%)	9 (11%)	5	14
18	1W	90/92 (98%)	87 (97%)	3 (3%)	33	63

Continued on next page...

Continued from previous page...

Mol	Chain	Analysed	Rotameric	Outliers	Percentiles	
18	2W	90/92 (98%)	86 (96%)	4 (4%)	25	53
19	1X	77/78 (99%)	75 (97%)	2 (3%)	40	70
19	2X	77/78 (99%)	75 (97%)	2 (3%)	40	70
20	1Y	85/91 (93%)	78 (92%)	7 (8%)	10	27
20	2Y	85/91 (93%)	79 (93%)	6 (7%)	13	33
21	1Z	135/179 (75%)	121 (90%)	14 (10%)	7	17
21	2Z	137/179 (76%)	117 (85%)	20 (15%)	3	8
22	10	61/67 (91%)	61 (100%)	0	100	100
22	20	61/67 (91%)	59 (97%)	2 (3%)	33	63
23	11	80/83 (96%)	77 (96%)	3 (4%)	29	58
23	21	80/83 (96%)	74 (92%)	6 (8%)	12	31
24	12	65/67 (97%)	62 (95%)	3 (5%)	24	51
24	22	65/67 (97%)	54 (83%)	11 (17%)	2	6
25	13	51/52 (98%)	43 (84%)	8 (16%)	2	7
25	23	50/52 (96%)	46 (92%)	4 (8%)	11	28
26	14	59/63 (94%)	52 (88%)	7 (12%)	5	13
26	24	53/63 (84%)	48 (91%)	5 (9%)	8	21
27	15	50/52 (96%)	48 (96%)	2 (4%)	28	56
27	25	50/52 (96%)	47 (94%)	3 (6%)	17	41
28	16	51/52 (98%)	48 (94%)	3 (6%)	18	42
28	26	50/52 (96%)	44 (88%)	6 (12%)	5	12
29	17	41/42 (98%)	39 (95%)	2 (5%)	22	49
29	27	41/42 (98%)	36 (88%)	5 (12%)	5	12
30	18	54/55 (98%)	51 (94%)	3 (6%)	19	44
30	28	54/55 (98%)	52 (96%)	2 (4%)	30	59
31	19	34/34 (100%)	33 (97%)	1 (3%)	37	67
31	29	34/34 (100%)	32 (94%)	2 (6%)	18	42
33	1b	192/220 (87%)	161 (84%)	31 (16%)	2	6
33	2b	187/220 (85%)	161 (86%)	26 (14%)	3	9
34	1c	142/188 (76%)	128 (90%)	14 (10%)	7	19
34	2c	140/188 (74%)	131 (94%)	9 (6%)	16	38

Continued on next page...

Continued from previous page...

Mol	Chain	Analysed	Rotameric	Outliers	Percentiles	
35	1d	169/181 (93%)	156 (92%)	13 (8%)	12	30
35	2d	173/181 (96%)	158 (91%)	15 (9%)	9	24
36	1e	113/123 (92%)	105 (93%)	8 (7%)	13	33
36	2e	114/123 (93%)	105 (92%)	9 (8%)	11	28
37	1f	84/90 (93%)	78 (93%)	6 (7%)	13	33
37	2f	85/90 (94%)	76 (89%)	9 (11%)	6	17
38	1g	119/127 (94%)	106 (89%)	13 (11%)	6	16
38	2g	120/127 (94%)	111 (92%)	9 (8%)	12	31
39	1h	114/119 (96%)	106 (93%)	8 (7%)	14	34
39	2h	114/119 (96%)	106 (93%)	8 (7%)	14	34
40	1i	90/99 (91%)	81 (90%)	9 (10%)	7	19
40	2i	89/99 (90%)	80 (90%)	9 (10%)	7	18
41	1j	66/92 (72%)	55 (83%)	11 (17%)	2	6
41	2j	69/92 (75%)	58 (84%)	11 (16%)	2	7
42	1k	82/99 (83%)	73 (89%)	9 (11%)	6	15
42	2k	83/99 (84%)	78 (94%)	5 (6%)	17	41
43	1l	96/108 (89%)	86 (90%)	10 (10%)	7	17
43	2l	96/108 (89%)	83 (86%)	13 (14%)	4	9
44	1m	89/101 (88%)	78 (88%)	11 (12%)	4	11
44	2m	88/101 (87%)	79 (90%)	9 (10%)	7	18
45	1n	49/50 (98%)	42 (86%)	7 (14%)	3	8
45	2n	49/50 (98%)	46 (94%)	3 (6%)	17	40
46	1o	78/80 (98%)	72 (92%)	6 (8%)	12	30
46	2o	78/80 (98%)	73 (94%)	5 (6%)	16	38
47	1p	69/74 (93%)	61 (88%)	8 (12%)	5	13
47	2p	68/74 (92%)	59 (87%)	9 (13%)	4	10
48	1q	94/97 (97%)	84 (89%)	10 (11%)	6	17
48	2q	94/97 (97%)	89 (95%)	5 (5%)	20	46
49	1r	59/77 (77%)	51 (86%)	8 (14%)	3	9
49	2r	59/77 (77%)	54 (92%)	5 (8%)	10	25
50	1s	69/80 (86%)	61 (88%)	8 (12%)	5	13

Continued on next page...

Continued from previous page...

Mol	Chain	Analysed	Rotameric	Outliers	Percentiles	
50	2s	67/80 (84%)	59 (88%)	8 (12%)	5	13
51	1t	70/82 (85%)	68 (97%)	2 (3%)	37	67
51	2t	70/82 (85%)	66 (94%)	4 (6%)	18	43
52	1u	18/22 (82%)	18 (100%)	0	100	100
52	2u	18/22 (82%)	17 (94%)	1 (6%)	19	44
54	1w	204/299 (68%)	177 (87%)	27 (13%)	4	10
54	2w	204/299 (68%)	175 (86%)	29 (14%)	3	8
56	1z	2/3 (67%)	2 (100%)	0	100	100
56	2z	2/3 (67%)	2 (100%)	0	100	100
All	All	9699/10668 (91%)	8861 (91%)	838 (9%)	10	25

5 of 838 residues with a non-rotameric sidechain are listed below:

Mol	Chain	Res	Type
7	2H	47	GLU
21	2Z	27	VAL
50	2s	48	THR
8	2I	38	LEU
7	2H	32	GLU

Sometimes sidechains can be flipped to improve hydrogen bonding and reduce clashes. 5 of 148 such sidechains are listed below:

Mol	Chain	Res	Type
35	2d	77	ASN
50	2s	83	HIS
35	2d	201	GLN
42	2k	99	GLN
38	1g	148	ASN

5.3.3 RNA [i](#)

Mol	Chain	Analysed	Backbone Outliers	Pucker Outliers
1	1A	2864/2915 (98%)	444 (15%)	30 (1%)
1	2A	2791/2915 (95%)	439 (15%)	23 (0%)
2	1B	119/121 (98%)	12 (10%)	0
2	2B	118/121 (97%)	18 (15%)	0
32	1a	1497/1521 (98%)	276 (18%)	0

Continued on next page...

Continued from previous page...

Mol	Chain	Analysed	Backbone Outliers	Pucker Outliers
32	2a	1501/1521 (98%)	299 (19%)	0
53	1v	10/24 (41%)	5 (50%)	0
53	2v	6/24 (25%)	2 (33%)	0
55	1x	72/74 (97%)	14 (19%)	0
55	2x	72/74 (97%)	12 (16%)	0
All	All	9050/9310 (97%)	1521 (16%)	53 (0%)

5 of 1521 RNA backbone outliers are listed below:

Mol	Chain	Res	Type
1	1A	12	U
1	1A	15	G
1	1A	34	C
1	1A	36	G
1	1A	45	C

5 of 53 RNA pucker outliers are listed below:

Mol	Chain	Res	Type
1	1A	2689	U
1	2A	528	A
1	2A	1992	G
1	1A	2756	U
1	2A	266	G

5.4 Non-standard residues in protein, DNA, RNA chains [i](#)

66 non-standard protein/DNA/RNA residues are modelled in this entry.

In the following table, the Counts columns list the number of bonds (or angles) for which Mogul statistics could be retrieved, the number of bonds (or angles) that are observed in the model and the number of bonds (or angles) that are defined in the Chemical Component Dictionary. The Link column lists molecule types, if any, to which the group is linked. The Z score for a bond length (or angle) is the number of standard deviations the observed value is removed from the expected value. A bond length (or angle) with $|Z| > 2$ is considered an outlier worth inspection. RMSZ is the root-mean-square of all Z scores of the bond lengths (or angles).

Mol	Type	Chain	Res	Link	Bond lengths			Bond angles		
					Counts	RMSZ	# $ Z > 2$	Counts	RMSZ	# $ Z > 2$
32	M2G	1a	966	32	24,27,28	1.33	4 (16%)	33,40,43	1.88	6 (18%)
1	OMG	1A	2251	1,55,57	23,26,27	1.22	3 (13%)	32,38,41	2.07	8 (25%)
55	H2U	2x	20	55	18,21,22	0.94	2 (11%)	19,30,33	0.88	0

Mol	Type	Chain	Res	Link	Bond lengths			Bond angles		
					Counts	RMSZ	# Z > 2	Counts	RMSZ	# Z > 2
55	PSU	1x	39	55	18,21,22	1.38	2 (11%)	21,30,33	1.92	4 (19%)
1	PSU	2A	1917	1	18,21,22	1.40	2 (11%)	21,30,33	2.06	3 (14%)
43	0TD	2l	92	43	8,9,10	4.73	2 (25%)	6,11,13	4.15	2 (33%)
1	OMC	1A	1920	1	19,22,23	0.82	0	25,31,34	0.94	1 (4%)
1	5MC	2A	1942	1	19,22,23	1.63	3 (15%)	26,32,35	1.23	3 (11%)
1	OMU	2A	2552	1,57	19,22,23	1.19	3 (15%)	25,31,34	1.80	5 (20%)
32	4OC	2a	1402	32,57	20,23,24	0.80	0	25,32,35	1.06	2 (8%)
32	MA6	2a	1518	32	23,26,27	0.39	0	33,38,41	2.04	9 (27%)
55	PSU	1x	55	55	18,21,22	1.30	2 (11%)	21,30,33	2.07	4 (19%)
32	4OC	1a	1402	32,57	20,23,24	0.76	0	25,32,35	1.06	2 (8%)
32	5MC	1a	1407	32	19,22,23	1.87	3 (15%)	26,32,35	1.23	4 (15%)
55	MIA	1x	37	55	21,24,32	1.57	4 (19%)	30,35,47	2.08	8 (26%)
32	2MG	2a	1207	32	23,26,27	1.23	2 (8%)	33,38,41	2.12	7 (21%)
32	M2G	2a	966	32	24,27,28	1.29	4 (16%)	33,40,43	1.91	5 (15%)
1	PSU	1A	1917	1	18,21,22	1.42	3 (16%)	21,30,33	1.96	4 (19%)
1	5MC	1A	1942	1,57	19,22,23	1.59	3 (15%)	26,32,35	1.23	4 (15%)
1	PSU	2A	1911	1	18,21,22	1.37	2 (11%)	21,30,33	1.99	5 (23%)
55	4SU	2x	8	55	18,21,22	1.87	5 (27%)	25,30,33	2.09	5 (20%)
55	8AN	1x	76	55,57,56	21,24,25	1.38	3 (14%)	26,35,38	2.32	10 (38%)
32	5MC	1a	967	32	19,22,23	1.52	3 (15%)	26,32,35	1.12	2 (7%)
32	5MC	2a	967	32	19,22,23	1.76	3 (15%)	26,32,35	1.13	3 (11%)
55	PSU	1x	32	55,57	18,21,22	1.33	2 (11%)	21,30,33	2.00	3 (14%)
43	0TD	1l	92	43	8,9,10	4.62	1 (12%)	6,11,13	8.09	3 (50%)
32	PSU	2a	516	32	18,21,22	1.33	3 (16%)	21,30,33	2.09	5 (23%)
55	PSU	2x	39	55	18,21,22	1.42	2 (11%)	21,30,33	1.59	4 (19%)
1	PSU	2A	2605	1	18,21,22	1.40	2 (11%)	21,30,33	2.11	4 (19%)
32	UR3	1a	1498	32	19,22,23	1.02	1 (5%)	26,32,35	1.66	3 (11%)
55	5MU	1x	54	55,57	19,22,23	1.40	5 (26%)	27,32,35	1.72	5 (18%)
32	2MG	1a	1207	32	23,26,27	1.29	4 (17%)	33,38,41	2.10	6 (18%)
32	5MC	1a	1400	32	19,22,23	1.66	3 (15%)	26,32,35	1.25	4 (15%)
1	5MC	2A	1962	1	19,22,23	1.56	3 (15%)	26,32,35	1.08	2 (7%)
1	5MC	1A	1962	1,57	19,22,23	1.64	3 (15%)	26,32,35	1.19	3 (11%)
55	PSU	2x	55	55	18,21,22	1.38	2 (11%)	21,30,33	2.10	5 (23%)
32	PSU	1a	516	32,57	18,21,22	1.31	2 (11%)	21,30,33	1.99	5 (23%)
32	G7M	2a	527	32,57	23,26,27	1.49	3 (13%)	34,39,42	1.72	5 (14%)

Mol	Type	Chain	Res	Link	Bond lengths			Bond angles		
					Counts	RMSZ	# Z > 2	Counts	RMSZ	# Z > 2
55	5MU	2x	54	55	19,22,23	1.40	5 (26%)	27,32,35	2.22	6 (22%)
55	H2U	1x	21	55	18,21,22	1.00	2 (11%)	19,30,33	1.63	3 (15%)
32	5MC	2a	1400	32	19,22,23	1.73	3 (15%)	26,32,35	1.17	2 (7%)
1	PSU	1A	2605	1,57	18,21,22	1.41	4 (22%)	21,30,33	2.12	4 (19%)
1	OMU	1A	2552	1,57	19,22,23	1.29	3 (15%)	25,31,34	1.80	5 (20%)
1	2MA	1A	2503	1,57	22,25,26	1.50	4 (18%)	32,37,40	2.32	9 (28%)
32	5MC	1a	1404	32	19,22,23	1.72	3 (15%)	26,32,35	1.13	3 (11%)
32	MA6	1a	1518	32	23,26,27	0.40	0	33,38,41	2.14	10 (30%)
32	G7M	1a	527	32,57	23,26,27	1.52	3 (13%)	34,39,42	1.74	5 (14%)
32	MA6	1a	1519	32	23,26,27	0.41	0	33,38,41	2.02	9 (27%)
32	UR3	2a	1498	32	19,22,23	1.09	2 (10%)	26,32,35	1.67	3 (11%)
1	5MU	1A	1939	1	19,22,23	1.44	5 (26%)	27,32,35	2.07	6 (22%)
32	5MC	2a	1404	32	19,22,23	1.74	3 (15%)	26,32,35	1.15	2 (7%)
1	5MU	1A	1915	1	19,22,23	1.35	5 (26%)	27,32,35	2.24	6 (22%)
55	4SU	1x	8	55	18,21,22	1.88	4 (22%)	25,30,33	1.62	4 (16%)
55	H2U	2x	21	55	18,21,22	0.94	2 (11%)	19,30,33	1.09	1 (5%)
55	8AN	2x	76	55,57,56	21,24,25	1.36	3 (14%)	26,35,38	2.29	11 (42%)
1	5MU	2A	1939	1	19,22,23	1.44	5 (26%)	27,32,35	2.22	6 (22%)
1	OMG	2A	2251	1,55,57	23,26,27	1.18	3 (13%)	32,38,41	1.96	6 (18%)
32	5MC	2a	1407	32,57	19,22,23	1.62	3 (15%)	26,32,35	1.24	3 (11%)
1	5MU	2A	1915	1,57	19,22,23	1.52	6 (31%)	27,32,35	2.21	6 (22%)
55	MIA	2x	37	55	21,24,32	1.55	4 (19%)	30,35,47	2.05	9 (30%)
1	PSU	1A	1911	1	18,21,22	1.40	2 (11%)	21,30,33	2.06	5 (23%)
1	OMC	2A	1920	1,57	19,22,23	0.81	0	25,31,34	0.90	0
32	MA6	2a	1519	32	23,26,27	0.42	0	33,38,41	2.13	10 (30%)
55	H2U	1x	20	55	18,21,22	0.98	2 (11%)	19,30,33	0.97	2 (10%)
1	2MA	2A	2503	1,57	22,25,26	1.48	4 (18%)	32,37,40	2.35	8 (25%)
55	PSU	2x	32	55	18,21,22	1.37	2 (11%)	21,30,33	2.05	3 (14%)

In the following table, the Chirals column lists the number of chiral outliers, the number of chiral centers analysed, the number of these observed in the model and the number defined in the Chemical Component Dictionary. Similar counts are reported in the Torsion and Rings columns. '2' means no outliers of that kind were identified.

Mol	Type	Chain	Res	Link	Chirals	Torsions	Rings
32	M2G	1a	966	32	-	0/11/29/30	0/3/3/3

Continued on next page...

Continued from previous page...

Mol	Type	Chain	Res	Link	Chirals	Torsions	Rings
1	OMG	1A	2251	1,55,57	-	0/9/27/28	0/3/3/3
55	H2U	2x	20	55	-	3/7/38/39	0/2/2/2
55	PSU	1x	39	55	-	0/7/25/26	0/2/2/2
1	PSU	2A	1917	1	-	0/7/25/26	0/2/2/2
43	0TD	2l	92	43	-	2/7/12/14	-
1	OMC	1A	1920	1	-	0/9/27/28	0/2/2/2
1	5MC	2A	1942	1	-	0/7/25/26	0/2/2/2
1	OMU	2A	2552	1,57	-	0/9/27/28	0/2/2/2
32	4OC	2a	1402	32,57	-	3/9/29/30	0/2/2/2
32	MA6	2a	1518	32	-	0/11/29/30	0/3/3/3
55	PSU	1x	55	55	-	0/7/25/26	0/2/2/2
32	4OC	1a	1402	32,57	-	2/9/29/30	0/2/2/2
32	5MC	1a	1407	32	-	0/7/25/26	0/2/2/2
55	MIA	1x	37	55	-	2/7/25/34	0/3/3/3
32	2MG	2a	1207	32	-	2/9/27/28	0/3/3/3
32	M2G	2a	966	32	-	0/11/29/30	0/3/3/3
1	PSU	1A	1917	1	-	0/7/25/26	0/2/2/2
1	5MC	1A	1942	1,57	-	0/7/25/26	0/2/2/2
1	PSU	2A	1911	1	-	0/7/25/26	0/2/2/2
55	4SU	2x	8	55	-	0/7/25/26	0/2/2/2
55	8AN	1x	76	55,57,56	-	1/7/25/26	0/3/3/3
32	5MC	1a	967	32	-	1/7/25/26	0/2/2/2
32	5MC	2a	967	32	-	0/7/25/26	0/2/2/2
55	PSU	1x	32	55,57	-	0/7/25/26	0/2/2/2
43	0TD	1l	92	43	-	2/7/12/14	-
32	PSU	2a	516	32	-	0/7/25/26	0/2/2/2
55	PSU	2x	39	55	-	0/7/25/26	0/2/2/2
1	PSU	2A	2605	1	-	0/7/25/26	0/2/2/2
32	UR3	1a	1498	32	-	0/7/25/26	0/2/2/2
55	5MU	1x	54	55,57	-	0/7/25/26	0/2/2/2
32	2MG	1a	1207	32	-	0/9/27/28	0/3/3/3
32	5MC	1a	1400	32	-	0/7/25/26	0/2/2/2
1	5MC	2A	1962	1	-	0/7/25/26	0/2/2/2
1	5MC	1A	1962	1,57	-	0/7/25/26	0/2/2/2
55	PSU	2x	55	55	-	0/7/25/26	0/2/2/2
32	PSU	1a	516	32,57	-	0/7/25/26	0/2/2/2
32	G7M	2a	527	32,57	-	1/7/25/26	0/3/3/3
55	5MU	2x	54	55	-	0/7/25/26	0/2/2/2
55	H2U	1x	21	55	-	6/7/38/39	0/2/2/2
32	5MC	2a	1400	32	-	0/7/25/26	0/2/2/2

Continued on next page...

Continued from previous page...

Mol	Type	Chain	Res	Link	Chirals	Torsions	Rings
1	PSU	1A	2605	1,57	-	0/7/25/26	0/2/2/2
1	OMU	1A	2552	1,57	-	0/9/27/28	0/2/2/2
1	2MA	1A	2503	1,57	-	2/7/25/26	0/3/3/3
32	5MC	1a	1404	32	-	0/7/25/26	0/2/2/2
32	MA6	1a	1518	32	-	0/11/29/30	0/3/3/3
32	G7M	1a	527	32,57	-	3/7/25/26	0/3/3/3
32	MA6	1a	1519	32	-	3/11/29/30	0/3/3/3
32	UR3	2a	1498	32	-	0/7/25/26	0/2/2/2
1	5MU	1A	1939	1	-	0/7/25/26	0/2/2/2
32	5MC	2a	1404	32	-	0/7/25/26	0/2/2/2
1	5MU	1A	1915	1	-	0/7/25/26	0/2/2/2
55	4SU	1x	8	55	-	0/7/25/26	0/2/2/2
55	H2U	2x	21	55	-	4/7/38/39	0/2/2/2
55	8AN	2x	76	55,57,56	-	1/7/25/26	0/3/3/3
1	5MU	2A	1939	1	-	0/7/25/26	0/2/2/2
1	OMG	2A	2251	1,55,57	-	1/9/27/28	0/3/3/3
32	5MC	2a	1407	32,57	-	0/7/25/26	0/2/2/2
1	5MU	2A	1915	1,57	-	0/7/25/26	0/2/2/2
55	MIA	2x	37	55	-	2/7/25/34	0/3/3/3
1	PSU	1A	1911	1	-	0/7/25/26	0/2/2/2
1	OMC	2A	1920	1,57	-	0/9/27/28	0/2/2/2
32	MA6	2a	1519	32	-	3/11/29/30	0/3/3/3
55	H2U	1x	20	55	-	2/7/38/39	0/2/2/2
1	2MA	2A	2503	1,57	-	1/7/25/26	0/3/3/3
55	PSU	2x	32	55	-	0/7/25/26	0/2/2/2

The worst 5 of 176 bond length outliers are listed below:

Mol	Chain	Res	Type	Atoms	Z	Observed(Å)	Ideal(Å)
43	2l	92	0TD	CB-SB	-12.69	1.69	1.82
43	1l	92	0TD	CB-SB	-12.62	1.69	1.82
32	1a	1407	5MC	C5-C4	7.11	1.49	1.44
32	2a	967	5MC	C5-C4	6.60	1.49	1.44
32	2a	1404	5MC	C5-C4	6.41	1.49	1.44

The worst 5 of 310 bond angle outliers are listed below:

Mol	Chain	Res	Type	Atoms	Z	Observed(°)	Ideal(°)
43	1l	92	0TD	CSB-SB-CB	-19.39	67.51	102.36
43	2l	92	0TD	CSB-SB-CB	-9.40	85.48	102.36

Continued on next page...

Continued from previous page...

Mol	Chain	Res	Type	Atoms	Z	Observed(°)	Ideal(°)
1	2A	2503	2MA	C5-C4-N3	-8.27	118.47	127.18
1	1A	2503	2MA	C5-C4-N3	-8.05	118.70	127.18
1	2A	2605	PSU	N1-C2-N3	6.85	122.39	115.17

There are no chirality outliers.

5 of 47 torsion outliers are listed below:

Mol	Chain	Res	Type	Atoms
32	1a	1519	MA6	O4'-C4'-C5'-O5'
43	1l	92	0TD	O-C-CA-CB
1	2A	2251	OMG	C1'-C2'-O2'-CM2
32	2a	1207	2MG	N1-C2-N2-CM2
32	2a	1207	2MG	N3-C2-N2-CM2

There are no ring outliers.

26 monomers are involved in 27 short contacts:

Mol	Chain	Res	Type	Clashes	Symm-Clashes
32	1a	966	M2G	1	0
1	1A	2251	OMG	1	0
55	2x	20	H2U	2	0
43	2l	92	0TD	1	0
1	2A	2552	OMU	1	0
32	2a	1402	4OC	1	0
32	2a	1518	MA6	1	0
32	1a	1402	4OC	3	0
32	2a	1207	2MG	1	0
32	2a	966	M2G	1	0
1	1A	1917	PSU	1	0
32	1a	967	5MC	1	0
32	2a	967	5MC	1	0
43	1l	92	0TD	1	0
32	1a	1207	2MG	1	0
32	1a	516	PSU	1	0
1	1A	2552	OMU	1	0
32	1a	1518	MA6	1	0
32	1a	1519	MA6	1	0
1	1A	1939	5MU	1	0
32	2a	1404	5MC	1	0
55	1x	8	4SU	1	0
55	2x	21	H2U	2	0

Continued on next page...

Continued from previous page...

Mol	Chain	Res	Type	Clashes	Symm-Clashes
1	2A	2251	OMG	1	0
1	2A	1915	5MU	1	0
32	2a	1519	MA6	2	0

5.5 Carbohydrates [i](#)

There are no oligosaccharides in this entry.

5.6 Ligand geometry [i](#)

Of 2604 ligands modelled in this entry, 2602 are monoatomic - leaving 2 for Mogul analysis.

In the following table, the Counts columns list the number of bonds (or angles) for which Mogul statistics could be retrieved, the number of bonds (or angles) that are observed in the model and the number of bonds (or angles) that are defined in the Chemical Component Dictionary. The Link column lists molecule types, if any, to which the group is linked. The Z score for a bond length (or angle) is the number of standard deviations the observed value is removed from the expected value. A bond length (or angle) with $|Z| > 2$ is considered an outlier worth inspection. RMSZ is the root-mean-square of all Z scores of the bond lengths (or angles).

Mol	Type	Chain	Res	Link	Bond lengths			Bond angles		
					Counts	RMSZ	$\# Z > 2$	Counts	RMSZ	$\# Z > 2$
60	SF4	2d	303	35	0,12,12	-	-	-		
60	SF4	1d	302	35	0,12,12	-	-	-		

In the following table, the Chirals column lists the number of chiral outliers, the number of chiral centers analysed, the number of these observed in the model and the number defined in the Chemical Component Dictionary. Similar counts are reported in the Torsion and Rings columns. '-' means no outliers of that kind were identified.

Mol	Type	Chain	Res	Link	Chirals	Torsions	Rings
60	SF4	2d	303	35	-	-	0/6/5/5
60	SF4	1d	302	35	-	-	0/6/5/5

There are no bond length outliers.

There are no bond angle outliers.

There are no chirality outliers.

There are no torsion outliers.

There are no ring outliers.

No monomer is involved in short contacts.

5.7 Other polymers [i](#)

There are no such residues in this entry.

5.8 Polymer linkage issues [i](#)

There are no chain breaks in this entry.

6 Fit of model and data [i](#)

6.1 Protein, DNA and RNA chains [i](#)

In the following table, the column labelled '#RSRZ > 2' contains the number (and percentage) of RSRZ outliers, followed by percent RSRZ outliers for the chain as percentile scores relative to all X-ray entries and entries of similar resolution. The OWAB column contains the minimum, median, 95th percentile and maximum values of the occupancy-weighted average B-factor per residue. The column labelled 'Q < 0.9' lists the number of (and percentage) of residues with an average occupancy less than 0.9.

Mol	Chain	Analysed	<RSRZ>	#RSRZ>2	OWAB(Å ²)	Q<0.9
1	1A	2860/2915 (98%)	-0.37	202 (7%) 22 19	10, 26, 88, 100	0
1	2A	2789/2915 (95%)	0.11	169 (6%) 27 24	22, 45, 84, 99	0
2	1B	120/121 (99%)	-0.25	0 100 100	21, 41, 54, 78	0
2	2B	120/121 (99%)	0.93	6 (5%) 34 30	48, 66, 76, 87	0
3	1D	275/276 (99%)	-0.19	2 (0%) 84 83	14, 28, 44, 72	0
3	2D	275/276 (99%)	0.22	5 (1%) 67 65	20, 38, 51, 69	0
4	1E	204/206 (99%)	-0.18	2 (0%) 79 78	11, 28, 51, 64	0
4	2E	204/206 (99%)	0.28	5 (2%) 58 55	23, 45, 60, 75	0
5	1F	203/210 (96%)	-0.04	1 (0%) 87 86	11, 31, 58, 78	0
5	2F	203/210 (96%)	0.74	13 (6%) 25 22	26, 56, 68, 77	0
6	1G	181/182 (99%)	0.99	23 (12%) 8 7	36, 54, 68, 81	0
6	2G	181/182 (99%)	1.65	50 (27%) 1 1	58, 68, 77, 85	0
7	1H	174/180 (96%)	0.30	5 (2%) 53 50	27, 43, 55, 71	0
7	2H	174/180 (96%)	1.87	75 (43%) 0 0	57, 71, 80, 86	0
8	1I	146/148 (98%)	0.90	11 (7%) 20 17	32, 62, 72, 76	0
8	2I	146/148 (98%)	1.24	27 (18%) 3 3	45, 66, 72, 76	0
9	1N	140/140 (100%)	-0.12	1 (0%) 84 83	17, 27, 49, 63	0
9	2N	140/140 (100%)	0.71	10 (7%) 22 19	34, 51, 65, 72	0
10	1O	122/122 (100%)	0.01	3 (2%) 58 55	18, 31, 48, 55	0
10	2O	122/122 (100%)	0.35	3 (2%) 58 55	32, 43, 56, 65	0
11	1P	149/150 (99%)	0.02	3 (2%) 65 62	11, 34, 55, 63	0
11	2P	149/150 (99%)	0.74	6 (4%) 42 38	28, 56, 71, 76	0
12	1Q	141/141 (100%)	-0.02	2 (1%) 73 72	19, 29, 43, 53	0
12	2Q	141/141 (100%)	0.74	6 (4%) 40 36	36, 51, 62, 71	0

Continued on next page...

Continued from previous page...

Mol	Chain	Analysed	<RSRZ>	#RSRZ>2	OWAB(Å ²)	Q<0.9
13	1R	118/118 (100%)	-0.31	0 100 100	16, 24, 37, 47	0
13	2R	118/118 (100%)	0.31	1 (0%) 82 81	29, 40, 53, 59	0
14	1S	110/112 (98%)	0.19	0 100 100	29, 40, 51, 59	0
14	2S	110/112 (98%)	1.41	22 (20%) 3 2	51, 61, 71, 75	0
15	1T	131/146 (89%)	0.09	4 (3%) 51 48	23, 34, 59, 65	0
15	2T	131/146 (89%)	0.35	7 (5%) 32 28	38, 47, 64, 72	0
16	1U	116/118 (98%)	-0.42	1 (0%) 81 80	13, 19, 36, 47	0
16	2U	116/118 (98%)	0.45	1 (0%) 81 80	30, 45, 62, 70	0
17	1V	101/101 (100%)	-0.30	0 100 100	12, 29, 48, 62	0
17	2V	101/101 (100%)	0.99	7 (6%) 23 20	32, 57, 67, 75	0
18	1W	112/113 (99%)	-0.37	0 100 100	15, 22, 39, 69	0
18	2W	112/113 (99%)	0.17	2 (1%) 67 65	30, 38, 54, 76	0
19	1X	95/96 (98%)	-0.10	2 (2%) 63 61	20, 28, 53, 69	0
19	2X	95/96 (98%)	0.71	8 (8%) 17 14	36, 50, 66, 75	0
20	1Y	107/110 (97%)	0.17	1 (0%) 81 80	24, 38, 57, 68	0
20	2Y	107/110 (97%)	1.15	18 (16%) 4 3	47, 59, 71, 82	0
21	1Z	154/206 (74%)	0.68	8 (5%) 33 29	30, 46, 60, 69	0
21	2Z	160/206 (77%)	1.52	35 (21%) 2 2	51, 67, 74, 78	0
22	10	76/85 (89%)	-0.06	3 (3%) 43 39	19, 27, 49, 55	0
22	20	76/85 (89%)	0.92	6 (7%) 18 16	37, 51, 62, 68	0
23	11	97/98 (98%)	0.18	2 (2%) 63 61	18, 33, 59, 64	0
23	21	97/98 (98%)	0.56	4 (4%) 41 37	30, 47, 65, 68	0
24	12	70/72 (97%)	0.25	3 (4%) 40 36	25, 39, 51, 65	0
24	22	70/72 (97%)	0.92	1 (1%) 73 72	49, 60, 68, 70	0
25	13	59/60 (98%)	-0.07	2 (3%) 48 44	16, 25, 48, 63	0
25	23	59/60 (98%)	0.72	5 (8%) 16 14	37, 48, 63, 69	0
26	14	69/71 (97%)	1.49	19 (27%) 1 1	48, 69, 82, 86	0
26	24	69/71 (97%)	2.00	30 (43%) 0 0	65, 75, 84, 88	0
27	15	59/60 (98%)	-0.38	1 (1%) 69 67	12, 22, 40, 55	0
27	25	59/60 (98%)	0.31	1 (1%) 69 67	25, 39, 57, 70	0
28	16	53/54 (98%)	-0.07	0 100 100	23, 32, 47, 54	0

Continued on next page...

Continued from previous page...

Mol	Chain	Analysed	<RSRZ>	#RSRZ>2	OWAB(Å ²)	Q<0.9
28	26	53/54 (98%)	0.51	4 (7%) 20 17	39, 49, 55, 63	0
29	17	48/49 (97%)	-0.32	3 (6%) 26 23	14, 19, 52, 59	0
29	27	48/49 (97%)	0.13	2 (4%) 40 37	26, 33, 56, 65	0
30	18	64/65 (98%)	-0.46	0 100 100	18, 24, 32, 41	0
30	28	64/65 (98%)	0.33	1 (1%) 70 68	34, 43, 52, 57	0
31	19	37/37 (100%)	-0.29	0 100 100	21, 30, 50, 50	0
31	29	37/37 (100%)	0.69	3 (8%) 18 15	43, 53, 62, 62	0
32	1a	1488/1521 (97%)	0.81	147 (9%) 13 10	28, 64, 86, 100	0
32	2a	1491/1521 (98%)	0.91	196 (13%) 7 6	38, 66, 86, 100	0
33	1b	231/256 (90%)	1.74	71 (30%) 1 1	58, 70, 80, 85	0
33	2b	231/256 (90%)	2.08	125 (54%) 0 0	61, 74, 81, 88	0
34	1c	206/239 (86%)	1.72	65 (31%) 1 1	57, 70, 77, 80	0
34	2c	206/239 (86%)	2.19	110 (53%) 0 0	59, 74, 80, 86	0
35	1d	208/209 (99%)	1.63	63 (30%) 1 1	49, 66, 76, 78	0
35	2d	208/209 (99%)	1.40	43 (20%) 2 2	50, 63, 73, 76	0
36	1e	148/162 (91%)	0.93	11 (7%) 20 18	44, 58, 67, 75	0
36	2e	148/162 (91%)	1.27	23 (15%) 5 4	51, 63, 71, 78	0
37	1f	100/101 (99%)	0.97	3 (3%) 52 49	46, 60, 68, 72	0
37	2f	100/101 (99%)	1.18	12 (12%) 9 7	56, 64, 72, 73	0
38	1g	155/156 (99%)	1.37	26 (16%) 4 3	58, 66, 76, 84	0
38	2g	155/156 (99%)	1.72	48 (30%) 1 1	61, 71, 78, 83	0
39	1h	137/138 (99%)	1.05	12 (8%) 15 13	51, 61, 69, 74	0
39	2h	137/138 (99%)	1.22	16 (11%) 9 7	54, 64, 70, 74	0
40	1i	127/128 (99%)	1.79	43 (33%) 1 1	55, 69, 75, 78	0
40	2i	127/128 (99%)	2.46	81 (63%) 0 0	64, 74, 81, 83	0
41	1j	97/105 (92%)	2.04	50 (51%) 0 0	58, 73, 79, 80	0
41	2j	96/105 (91%)	2.53	69 (71%) 0 0	63, 76, 82, 86	0
42	1k	114/129 (88%)	1.04	11 (9%) 13 11	36, 58, 70, 75	0
42	2k	114/129 (88%)	1.47	22 (19%) 3 3	46, 63, 73, 78	0
43	1l	121/132 (91%)	0.87	9 (7%) 20 18	41, 52, 62, 68	0
43	2l	121/132 (91%)	0.66	4 (3%) 49 45	46, 53, 63, 69	0

Continued on next page...

Continued from previous page...

Mol	Chain	Analysed	<RSRZ>	#RSRZ>2	OWAB(Å ²)	Q<0.9
44	1m	118/126 (93%)	1.73	38 (32%) 1 1	60, 69, 75, 81	0
44	2m	116/126 (92%)	1.89	42 (36%) 1 0	63, 73, 77, 81	0
45	1n	60/61 (98%)	1.90	23 (38%) 1 0	57, 68, 76, 80	0
45	2n	60/61 (98%)	2.56	40 (66%) 0 0	67, 74, 79, 80	0
46	1o	88/89 (98%)	0.94	8 (9%) 15 12	37, 57, 68, 72	0
46	2o	88/89 (98%)	1.08	8 (9%) 15 12	52, 63, 73, 79	0
47	1p	82/88 (93%)	1.67	26 (31%) 1 1	56, 65, 75, 81	0
47	2p	82/88 (93%)	1.30	10 (12%) 8 7	50, 61, 69, 75	0
48	1q	99/105 (94%)	0.96	6 (6%) 27 24	45, 57, 67, 75	0
48	2q	99/105 (94%)	0.81	4 (4%) 42 38	51, 60, 70, 73	0
49	1r	68/88 (77%)	0.94	5 (7%) 20 18	48, 58, 67, 71	0
49	2r	68/88 (77%)	1.34	8 (11%) 9 7	56, 65, 74, 77	0
50	1s	83/93 (89%)	2.21	41 (49%) 0 0	62, 72, 79, 80	0
50	2s	83/93 (89%)	2.28	51 (61%) 0 0	69, 76, 82, 88	0
51	1t	96/106 (90%)	1.35	20 (20%) 2 2	52, 61, 70, 77	0
51	2t	96/106 (90%)	0.96	12 (12%) 8 7	47, 60, 69, 72	0
52	1u	23/27 (85%)	2.19	10 (43%) 0 0	61, 68, 73, 75	0
52	2u	23/27 (85%)	2.22	13 (56%) 0 0	64, 72, 76, 78	0
53	1v	13/24 (54%)	1.43	7 (53%) 0 0	43, 54, 92, 92	0
53	2v	9/24 (37%)	1.17	2 (22%) 2 2	52, 57, 79, 84	0
54	1w	249/354 (70%)	0.58	11 (4%) 39 35	20, 52, 68, 81	0
54	2w	253/354 (71%)	1.03	25 (9%) 13 10	33, 60, 77, 87	0
55	1x	65/74 (87%)	0.08	0 100 100	19, 51, 68, 71	0
55	2x	65/74 (87%)	0.52	1 (1%) 72 70	32, 64, 78, 80	0
56	1z	5/7 (71%)	1.65	2 (40%) 1 0	27, 27, 49, 51	0
56	2z	5/7 (71%)	2.41	3 (60%) 0 0	38, 43, 56, 57	0
All	All	21079/22160 (95%)	0.60	2513 (11%) 9 7	10, 53, 79, 100	0

The worst 5 of 2513 RSRZ outliers are listed below:

Mol	Chain	Res	Type	RSRZ
45	2n	2	ALA	14.3
1	2A	2117	A	11.9

Continued on next page...

Continued from previous page...

Mol	Chain	Res	Type	RSRZ
1	1A	2116	G	9.5
45	1n	2	ALA	9.4
1	2A	2115	G	9.0

6.2 Non-standard residues in protein, DNA, RNA chains [i](#)

In the following table, the Atoms column lists the number of modelled atoms in the group and the number defined in the chemical component dictionary. The B-factors column lists the minimum, median, 95th percentile and maximum values of B factors of atoms in the group. The column labelled 'Q< 0.9' lists the number of atoms with occupancy less than 0.9.

Mol	Type	Chain	Res	Atoms	RSCC	RSR	B-factors(Å ²)	Q<0.9
55	H2U	2x	21	20/21	0.60	0.23	73,85,93,108	0
55	H2U	1x	21	20/21	0.64	0.19	74,85,92,103	0
55	H2U	2x	20	20/21	0.75	0.15	80,87,90,92	0
32	2MG	1a	1207	24/25	0.85	0.18	69,78,83,85	0
55	PSU	2x	55	20/21	0.85	0.12	65,70,78,87	0
55	H2U	1x	20	20/21	0.86	0.12	63,72,79,86	0
55	5MU	2x	54	21/22	0.87	0.14	67,72,83,90	0
43	0TD	1l	92	10/11	0.88	0.14	43,48,53,69	0
32	2MG	2a	1207	24/25	0.88	0.13	65,75,78,91	0
32	G7M	2a	527	24/25	0.91	0.12	51,55,61,64	0
32	M2G	2a	966	25/26	0.91	0.13	49,55,68,73	0
1	5MU	2A	1915	21/22	0.91	0.11	53,59,62,66	0
55	MIA	2x	37	22/30	0.91	0.11	45,60,63,64	0
55	5MU	1x	54	21/22	0.91	0.15	52,58,67,75	0
32	5MC	2a	1400	21/22	0.91	0.12	53,61,66,70	0
55	PSU	1x	55	20/21	0.91	0.16	53,58,71,77	0
32	PSU	2a	516	20/21	0.91	0.11	47,60,66,66	0
55	PSU	2x	32	20/21	0.92	0.10	57,65,69,71	0
43	0TD	2l	92	10/11	0.92	0.11	46,55,61,71	0
55	PSU	1x	32	20/21	0.92	0.12	50,58,62,67	0
32	5MC	2a	967	21/22	0.93	0.11	53,58,67,69	0
32	PSU	1a	516	20/21	0.93	0.11	50,61,66,68	0
32	5MC	1a	967	21/22	0.93	0.10	45,52,59,62	0
1	PSU	2A	1911	20/21	0.94	0.09	44,50,58,58	0
1	5MU	1A	1915	21/22	0.94	0.10	35,43,48,52	0
32	G7M	1a	527	24/25	0.94	0.10	42,49,53,57	0
32	M2G	1a	966	25/26	0.94	0.10	43,53,59,61	0
55	MIA	1x	37	22/30	0.95	0.09	43,49,55,58	0
32	4OC	2a	1402	22/23	0.95	0.11	43,48,53,59	0
55	PSU	1x	39	20/21	0.95	0.08	31,46,51,51	0

Continued on next page...

Continued from previous page...

Mol	Type	Chain	Res	Atoms	RSCC	RSR	B-factors(\AA^2)	Q<0.9
55	PSU	2x	39	20/21	0.95	0.08	49,59,69,70	0
32	5MC	2a	1404	21/22	0.95	0.10	38,42,45,50	0
1	PSU	1A	1911	20/21	0.95	0.09	37,42,46,50	0
55	4SU	2x	8	20/21	0.95	0.10	54,64,67,70	0
1	PSU	2A	1917	20/21	0.95	0.08	47,54,58,60	0
32	UR3	2a	1498	21/22	0.96	0.09	36,43,48,51	0
32	MA6	2a	1518	24/25	0.96	0.10	39,48,54,57	0
1	PSU	1A	1917	20/21	0.96	0.08	35,42,49,52	0
32	5MC	1a	1400	21/22	0.96	0.10	37,45,50,52	0
32	4OC	1a	1402	22/23	0.96	0.09	36,39,45,45	0
1	5MC	2A	1942	21/22	0.96	0.10	31,38,44,47	0
32	5MC	1a	1407	21/22	0.96	0.09	26,30,35,36	0
1	5MC	1A	1942	21/22	0.96	0.10	24,29,32,33	0
32	5MC	2a	1407	21/22	0.96	0.09	37,42,46,53	0
55	8AN	2x	76	22/23	0.96	0.08	31,36,41,45	0
1	5MC	2A	1962	21/22	0.97	0.07	28,35,43,50	0
55	4SU	1x	8	20/21	0.97	0.07	33,42,48,49	0
1	OMG	2A	2251	24/25	0.97	0.06	23,29,33,37	0
1	2MA	2A	2503	23/24	0.97	0.07	23,27,30,31	0
32	MA6	1a	1519	24/25	0.97	0.08	29,34,37,39	0
32	5MC	1a	1404	21/22	0.97	0.08	28,33,38,41	0
1	OMC	2A	1920	21/22	0.97	0.09	40,48,53,54	0
1	PSU	1A	2605	20/21	0.97	0.07	14,18,24,31	0
32	MA6	2a	1519	24/25	0.97	0.11	41,47,52,53	0
1	OMG	1A	2251	24/25	0.98	0.06	13,16,19,22	0
1	OMU	1A	2552	21/22	0.98	0.07	16,19,23,25	0
32	UR3	1a	1498	21/22	0.98	0.06	30,34,37,37	0
1	5MU	2A	1939	21/22	0.98	0.06	25,28,31,32	0
32	MA6	1a	1518	24/25	0.98	0.07	28,34,37,40	0
1	5MU	1A	1939	21/22	0.98	0.07	14,18,22,25	0
1	OMC	1A	1920	21/22	0.98	0.07	27,34,38,39	0
1	5MC	1A	1962	21/22	0.98	0.07	24,26,30,38	0
1	OMU	2A	2552	21/22	0.98	0.07	25,30,34,36	0
55	8AN	1x	76	22/23	0.98	0.07	16,23,25,28	0
1	PSU	2A	2605	20/21	0.98	0.06	18,25,33,33	0
1	2MA	1A	2503	23/24	0.99	0.05	9,12,14,15	0

6.3 Carbohydrates [i](#)

There are no oligosaccharides in this entry.

6.4 Ligands i

In the following table, the Atoms column lists the number of modelled atoms in the group and the number defined in the chemical component dictionary. The B-factors column lists the minimum, median, 95th percentile and maximum values of B factors of atoms in the group. The column labelled 'Q< 0.9' lists the number of atoms with occupancy less than 0.9.

Mol	Type	Chain	Res	Atoms	RSCC	RSR	B-factors(Å ²)	Q<0.9
57	MG	2a	1725	1/1	0.54	0.24	79,79,79,79	0
57	MG	2i	201	1/1	0.57	0.22	71,71,71,71	0
57	MG	1a	1750	1/1	0.61	0.21	65,65,65,65	0
57	MG	2A	3796	1/1	0.64	0.26	74,74,74,74	0
57	MG	1a	1771	1/1	0.65	0.27	76,76,76,76	0
57	MG	1A	3675	1/1	0.65	0.28	60,60,60,60	0
57	MG	2A	3744	1/1	0.66	0.30	47,47,47,47	0
57	MG	1A	3826	1/1	0.66	0.12	36,36,36,36	0
57	MG	1a	1660	1/1	0.66	0.16	77,77,77,77	0
57	MG	2A	3272	1/1	0.66	0.27	74,74,74,74	0
57	MG	2A	3644	1/1	0.67	0.27	57,57,57,57	0
57	MG	2A	3653	1/1	0.67	0.21	54,54,54,54	0
57	MG	2A	3337	1/1	0.68	0.17	71,71,71,71	0
57	MG	1a	1631	1/1	0.69	0.13	68,68,68,68	0
57	MG	2A	3239	1/1	0.69	0.43	66,66,66,66	0
57	MG	1A	4017	1/1	0.71	0.22	41,41,41,41	0
57	MG	2A	3420	1/1	0.72	0.28	71,71,71,71	0
57	MG	2A	3277	1/1	0.72	0.11	56,56,56,56	0
57	MG	1A	4007	1/1	0.72	0.17	59,59,59,59	0
57	MG	2A	3734	1/1	0.72	0.19	62,62,62,62	0
57	MG	2A	3301	1/1	0.73	0.22	57,57,57,57	0
57	MG	2a	1712	1/1	0.73	0.26	51,51,51,51	0
57	MG	2A	3528	1/1	0.73	0.15	63,63,63,63	0
57	MG	1A	4037	1/1	0.73	0.26	65,65,65,65	0
57	MG	2A	3284	1/1	0.74	0.11	60,60,60,60	0
57	MG	2E	306	1/1	0.74	0.14	52,52,52,52	0
57	MG	2A	3699	1/1	0.74	0.20	51,51,51,51	0
57	MG	1A	3760	1/1	0.74	0.17	52,52,52,52	0
57	MG	1A	3731	1/1	0.74	0.12	13,13,13,13	0
57	MG	2A	3431	1/1	0.75	0.13	58,58,58,58	0
57	MG	1a	1761	1/1	0.75	0.25	70,70,70,70	0
57	MG	1A	3671	1/1	0.75	0.22	48,48,48,48	0
57	MG	2A	3085	1/1	0.75	0.31	69,69,69,69	0
57	MG	1O	201	1/1	0.75	0.23	60,60,60,60	0
57	MG	2a	1759	1/1	0.75	0.25	59,59,59,59	0
57	MG	1W	209	1/1	0.75	0.17	47,47,47,47	0
57	MG	1a	1721	1/1	0.76	0.27	58,58,58,58	0

Continued on next page...

Continued from previous page...

Mol	Type	Chain	Res	Atoms	RSCC	RSR	B-factors(\AA^2)	Q<0.9
57	MG	2A	3677	1/1	0.76	0.23	51,51,51,51	0
57	MG	1a	1773	1/1	0.76	0.17	66,66,66,66	0
57	MG	1l	201	1/1	0.76	0.15	65,65,65,65	0
57	MG	2A	3062	1/1	0.76	0.17	70,70,70,70	0
57	MG	2A	3790	1/1	0.76	0.19	47,47,47,47	0
57	MG	1A	3969	1/1	0.76	0.26	54,54,54,54	0
57	MG	2A	3108	1/1	0.76	0.22	50,50,50,50	0
57	MG	2A	3227	1/1	0.76	0.34	69,69,69,69	0
57	MG	1A	3317	1/1	0.76	0.16	48,48,48,48	0
57	MG	2a	1755	1/1	0.76	0.28	60,60,60,60	0
57	MG	2a	1758	1/1	0.76	0.35	66,66,66,66	0
57	MG	2A	3250	1/1	0.76	0.12	60,60,60,60	0
57	MG	2A	3651	1/1	0.76	0.17	57,57,57,57	0
57	MG	2A	3304	1/1	0.77	0.34	67,67,67,67	0
57	MG	1b	302	1/1	0.77	0.17	80,80,80,80	0
57	MG	2B	219	1/1	0.77	0.25	66,66,66,66	0
57	MG	1a	1720	1/1	0.77	0.35	76,76,76,76	0
57	MG	2A	3668	1/1	0.77	0.18	53,53,53,53	0
57	MG	2A	3263	1/1	0.77	0.13	64,64,64,64	0
57	MG	2A	3458	1/1	0.77	0.14	58,58,58,58	0
57	MG	2A	3727	1/1	0.77	0.20	43,43,43,43	0
57	MG	2A	3462	1/1	0.77	0.27	63,63,63,63	0
57	MG	2a	1770	1/1	0.77	0.16	70,70,70,70	0
57	MG	2A	3265	1/1	0.77	0.13	56,56,56,56	0
57	MG	2A	3300	1/1	0.78	0.28	66,66,66,66	0
57	MG	1x	105	1/1	0.78	0.12	56,56,56,56	0
57	MG	2A	3687	1/1	0.78	0.29	67,67,67,67	0
57	MG	2a	1622	1/1	0.78	0.23	61,61,61,61	0
57	MG	2a	1669	1/1	0.78	0.29	64,64,64,64	0
57	MG	2A	3691	1/1	0.78	0.26	65,65,65,65	0
57	MG	2A	3698	1/1	0.78	0.24	56,56,56,56	0
57	MG	2A	3185	1/1	0.78	0.21	60,60,60,60	0
57	MG	2A	3618	1/1	0.78	0.21	66,66,66,66	0
57	MG	1A	3958	1/1	0.78	0.14	24,24,24,24	0
57	MG	1B	209	1/1	0.78	0.19	54,54,54,54	0
57	MG	2A	3106	1/1	0.78	0.23	59,59,59,59	0
57	MG	2v	101	1/1	0.78	0.29	58,58,58,58	0
57	MG	2A	3521	1/1	0.79	0.23	57,57,57,57	0
57	MG	2A	3738	1/1	0.79	0.17	59,59,59,59	0
57	MG	1a	1723	1/1	0.79	0.38	70,70,70,70	0
57	MG	2A	3767	1/1	0.79	0.16	63,63,63,63	0
57	MG	2A	3580	1/1	0.79	0.23	58,58,58,58	0

Continued on next page...

Continued from previous page...

Mol	Type	Chain	Res	Atoms	RSCC	RSR	B-factors(\AA^2)	Q<0.9
57	MG	1A	3836	1/1	0.79	0.27	59,59,59,59	0
57	MG	1a	1648	1/1	0.79	0.27	68,68,68,68	0
57	MG	2E	301	1/1	0.79	0.21	62,62,62,62	0
57	MG	2A	3649	1/1	0.79	0.17	70,70,70,70	0
57	MG	1A	3986	1/1	0.79	0.29	61,61,61,61	0
57	MG	2a	1625	1/1	0.79	0.31	66,66,66,66	0
57	MG	2A	3375	1/1	0.79	0.12	55,55,55,55	0
57	MG	1a	1670	1/1	0.79	0.26	58,58,58,58	0
57	MG	2A	3275	1/1	0.79	0.22	70,70,70,70	0
57	MG	2A	3432	1/1	0.79	0.28	58,58,58,58	0
57	MG	2A	3451	1/1	0.79	0.24	53,53,53,53	0
57	MG	1A	3870	1/1	0.79	0.20	40,40,40,40	0
57	MG	2a	1764	1/1	0.79	0.20	60,60,60,60	0
57	MG	1A	3607	1/1	0.79	0.25	60,60,60,60	0
57	MG	2A	3716	1/1	0.79	0.20	67,67,67,67	0
57	MG	2A	3498	1/1	0.79	0.15	48,48,48,48	0
57	MG	2a	1644	1/1	0.80	0.24	68,68,68,68	0
57	MG	1A	3647	1/1	0.80	0.12	40,40,40,40	0
57	MG	1a	1747	1/1	0.80	0.21	74,74,74,74	0
57	MG	2a	1722	1/1	0.80	0.21	70,70,70,70	0
57	MG	1a	1684	1/1	0.80	0.25	64,64,64,64	0
57	MG	1a	1654	1/1	0.80	0.18	65,65,65,65	0
57	MG	2A	3199	1/1	0.80	0.26	70,70,70,70	0
57	MG	2A	3313	1/1	0.80	0.18	77,77,77,77	0
57	MG	1A	3548	1/1	0.80	0.28	51,51,51,51	0
57	MG	2R	202	1/1	0.80	0.18	55,55,55,55	0
57	MG	2A	3347	1/1	0.80	0.19	43,43,43,43	0
57	MG	2A	3512	1/1	0.80	0.24	66,66,66,66	0
57	MG	2x	104	1/1	0.80	0.21	65,65,65,65	0
57	MG	2B	204	1/1	0.81	0.29	60,60,60,60	0
57	MG	1A	3545	1/1	0.81	0.16	50,50,50,50	0
57	MG	2A	3333	1/1	0.81	0.17	64,64,64,64	0
57	MG	1A	3441	1/1	0.81	0.14	51,51,51,51	0
57	MG	2A	3226	1/1	0.81	0.27	58,58,58,58	0
57	MG	1A	3990	1/1	0.81	0.11	47,47,47,47	0
57	MG	1A	3927	1/1	0.81	0.32	70,70,70,70	0
57	MG	1A	3474	1/1	0.81	0.24	68,68,68,68	0
57	MG	2a	1666	1/1	0.81	0.27	61,61,61,61	0
57	MG	2A	3007	1/1	0.81	0.22	50,50,50,50	0
57	MG	1a	1647	1/1	0.81	0.20	55,55,55,55	0
57	MG	1A	4025	1/1	0.81	0.12	59,59,59,59	0
57	MG	2A	3086	1/1	0.81	0.19	60,60,60,60	0

Continued on next page...

Continued from previous page...

Mol	Type	Chain	Res	Atoms	RSCC	RSR	B-factors(\AA^2)	Q<0.9
57	MG	2a	1732	1/1	0.81	0.18	52,52,52,52	0
57	MG	2a	1736	1/1	0.81	0.30	72,72,72,72	0
57	MG	1a	1652	1/1	0.81	0.17	62,62,62,62	0
57	MG	1A	4036	1/1	0.81	0.21	60,60,60,60	0
57	MG	2A	3297	1/1	0.81	0.12	47,47,47,47	0
57	MG	2A	3526	1/1	0.81	0.16	47,47,47,47	0
57	MG	2A	3113	1/1	0.81	0.19	58,58,58,58	0
57	MG	2A	3118	1/1	0.81	0.32	56,56,56,56	0
57	MG	2q	201	1/1	0.81	0.29	66,66,66,66	0
57	MG	2A	3159	1/1	0.81	0.19	55,55,55,55	0
57	MG	2A	3843	1/1	0.81	0.25	57,57,57,57	0
57	MG	2A	3830	1/1	0.82	0.18	52,52,52,52	0
57	MG	2A	3564	1/1	0.82	0.20	59,59,59,59	0
57	MG	2A	3845	1/1	0.82	0.23	59,59,59,59	0
57	MG	2A	3572	1/1	0.82	0.26	64,64,64,64	0
57	MG	2A	3164	1/1	0.82	0.20	70,70,70,70	0
57	MG	2A	3605	1/1	0.82	0.16	29,29,29,29	0
57	MG	1a	1621	1/1	0.82	0.20	63,63,63,63	0
57	MG	2A	3332	1/1	0.82	0.18	61,61,61,61	0
57	MG	2a	1618	1/1	0.82	0.25	60,60,60,60	0
57	MG	1A	3481	1/1	0.82	0.30	62,62,62,62	0
57	MG	1x	109	1/1	0.82	0.26	67,67,67,67	0
57	MG	1B	225	1/1	0.82	0.15	53,53,53,53	0
57	MG	2A	3667	1/1	0.82	0.20	64,64,64,64	0
57	MG	2A	3355	1/1	0.82	0.16	57,57,57,57	0
57	MG	2A	3232	1/1	0.82	0.10	62,62,62,62	0
57	MG	2A	3376	1/1	0.82	0.20	63,63,63,63	0
57	MG	2A	3031	1/1	0.82	0.16	54,54,54,54	0
57	MG	2A	3056	1/1	0.82	0.19	57,57,57,57	0
57	MG	1B	235	1/1	0.82	0.16	62,62,62,62	0
57	MG	2a	1743	1/1	0.82	0.23	64,64,64,64	0
57	MG	2a	1748	1/1	0.82	0.24	64,64,64,64	0
57	MG	1G	204	1/1	0.82	0.08	34,34,34,34	0
57	MG	2A	3719	1/1	0.82	0.22	62,62,62,62	0
57	MG	1A	3794	1/1	0.82	0.12	41,41,41,41	0
57	MG	1a	1767	1/1	0.82	0.33	70,70,70,70	0
57	MG	1A	3640	1/1	0.82	0.07	24,24,24,24	0
57	MG	1Y	202	1/1	0.82	0.15	53,53,53,53	0
57	MG	1a	1792	1/1	0.82	0.18	76,76,76,76	0
57	MG	2A	3120	1/1	0.82	0.11	57,57,57,57	0
57	MG	1Z	301	1/1	0.82	0.29	66,66,66,66	0
57	MG	2O	201	1/1	0.83	0.19	53,53,53,53	0

Continued on next page...

Continued from previous page...

Mol	Type	Chain	Res	Atoms	RSCC	RSR	B-factors(\AA^2)	Q<0.9
57	MG	1B	219	1/1	0.83	0.14	45,45,45,45	0
57	MG	2A	3121	1/1	0.83	0.12	65,65,65,65	0
57	MG	2A	3286	1/1	0.83	0.15	58,58,58,58	0
57	MG	1A	4000	1/1	0.83	0.19	53,53,53,53	0
57	MG	2A	3006	1/1	0.83	0.31	62,62,62,62	0
57	MG	1B	232	1/1	0.83	0.28	59,59,59,59	0
57	MG	2A	3017	1/1	0.83	0.33	57,57,57,57	0
57	MG	2a	1678	1/1	0.83	0.32	65,65,65,65	0
57	MG	2A	3225	1/1	0.83	0.25	66,66,66,66	0
57	MG	2A	3327	1/1	0.83	0.13	45,45,45,45	0
57	MG	1A	3872	1/1	0.83	0.21	42,42,42,42	0
57	MG	1B	237	1/1	0.83	0.15	40,40,40,40	0
57	MG	2A	3745	1/1	0.83	0.15	68,68,68,68	0
57	MG	2A	3761	1/1	0.83	0.13	66,66,66,66	0
57	MG	1A	3312	1/1	0.83	0.15	48,48,48,48	0
57	MG	2a	1751	1/1	0.83	0.15	58,58,58,58	0
57	MG	2A	3343	1/1	0.83	0.13	56,56,56,56	0
57	MG	1A	3708	1/1	0.83	0.15	49,49,49,49	0
57	MG	2A	3632	1/1	0.83	0.16	44,44,44,44	0
57	MG	1a	1665	1/1	0.83	0.18	56,56,56,56	0
57	MG	2a	1767	1/1	0.83	0.15	68,68,68,68	0
57	MG	1A	3377	1/1	0.83	0.15	44,44,44,44	0
57	MG	1a	1803	1/1	0.83	0.16	64,64,64,64	0
57	MG	2j	201	1/1	0.83	0.11	67,67,67,67	0
57	MG	2n	101	1/1	0.83	0.29	63,63,63,63	0
57	MG	2A	3400	1/1	0.83	0.29	52,52,52,52	0
57	MG	1A	3849	1/1	0.83	0.17	53,53,53,53	0
57	MG	1A	3403	1/1	0.83	0.10	48,48,48,48	0
57	MG	2A	3408	1/1	0.84	0.12	62,62,62,62	0
57	MG	1A	4044	1/1	0.84	0.13	50,50,50,50	0
57	MG	18	102	1/1	0.84	0.14	42,42,42,42	0
57	MG	2A	3772	1/1	0.84	0.15	39,39,39,39	0
57	MG	1A	3653	1/1	0.84	0.12	15,15,15,15	0
57	MG	2A	3243	1/1	0.84	0.24	56,56,56,56	0
57	MG	2A	3826	1/1	0.84	0.16	57,57,57,57	0
57	MG	2A	3049	1/1	0.84	0.33	58,58,58,58	0
57	MG	2A	3459	1/1	0.84	0.19	65,65,65,65	0
57	MG	1A	3767	1/1	0.84	0.16	44,44,44,44	0
57	MG	1a	1634	1/1	0.84	0.27	70,70,70,70	0
57	MG	2B	215	1/1	0.84	0.22	60,60,60,60	0
57	MG	2A	3271	1/1	0.84	0.21	60,60,60,60	0
57	MG	1a	1762	1/1	0.84	0.18	63,63,63,63	0

Continued on next page...

Continued from previous page...

Mol	Type	Chain	Res	Atoms	RSCC	RSR	B-factors(\AA^2)	Q<0.9
57	MG	2E	302	1/1	0.84	0.15	56,56,56,56	0
57	MG	1A	3247	1/1	0.84	0.24	60,60,60,60	0
57	MG	2A	3096	1/1	0.84	0.24	59,59,59,59	0
57	MG	2A	3279	1/1	0.84	0.17	48,48,48,48	0
57	MG	2a	1613	1/1	0.84	0.31	57,57,57,57	0
57	MG	2A	3571	1/1	0.84	0.13	51,51,51,51	0
57	MG	2A	3099	1/1	0.84	0.15	63,63,63,63	0
57	MG	1a	1769	1/1	0.84	0.19	53,53,53,53	0
57	MG	1A	3884	1/1	0.84	0.12	45,45,45,45	0
57	MG	1A	3908	1/1	0.84	0.10	37,37,37,37	0
57	MG	2A	3619	1/1	0.84	0.19	27,27,27,27	0
57	MG	2A	3116	1/1	0.84	0.15	53,53,53,53	0
57	MG	2a	1700	1/1	0.84	0.26	61,61,61,61	0
57	MG	2a	1706	1/1	0.84	0.27	59,59,59,59	0
57	MG	2A	3302	1/1	0.84	0.17	61,61,61,61	0
57	MG	2a	1720	1/1	0.84	0.16	55,55,55,55	0
57	MG	2A	3648	1/1	0.84	0.25	60,60,60,60	0
57	MG	1a	1780	1/1	0.84	0.23	59,59,59,59	0
57	MG	1A	3672	1/1	0.84	0.14	58,58,58,58	0
57	MG	2A	3315	1/1	0.84	0.16	54,54,54,54	0
57	MG	2a	1741	1/1	0.84	0.29	63,63,63,63	0
57	MG	2A	3318	1/1	0.84	0.22	73,73,73,73	0
57	MG	1a	1659	1/1	0.84	0.25	54,54,54,54	0
57	MG	2A	3670	1/1	0.84	0.18	43,43,43,43	0
57	MG	2A	3329	1/1	0.84	0.15	67,67,67,67	0
57	MG	2A	3331	1/1	0.84	0.10	58,58,58,58	0
57	MG	2A	3138	1/1	0.84	0.30	60,60,60,60	0
57	MG	1a	1805	1/1	0.84	0.21	71,71,71,71	0
57	MG	1A	3942	1/1	0.84	0.16	55,55,55,55	0
57	MG	2A	3713	1/1	0.84	0.25	69,69,69,69	0
57	MG	2A	3165	1/1	0.84	0.22	61,61,61,61	0
57	MG	1A	3947	1/1	0.84	0.15	23,23,23,23	0
57	MG	2l	201	1/1	0.84	0.16	63,63,63,63	0
57	MG	1U	205	1/1	0.84	0.17	37,37,37,37	0
57	MG	2A	3201	1/1	0.84	0.12	79,79,79,79	0
57	MG	1A	3750	1/1	0.84	0.20	52,52,52,52	0
57	MG	1A	4040	1/1	0.84	0.11	33,33,33,33	0
57	MG	2A	3832	1/1	0.85	0.15	44,44,44,44	0
57	MG	2A	3833	1/1	0.85	0.16	26,26,26,26	0
57	MG	2A	3538	1/1	0.85	0.12	28,28,28,28	0
57	MG	1A	3529	1/1	0.85	0.15	49,49,49,49	0
57	MG	1a	1676	1/1	0.85	0.11	43,43,43,43	0

Continued on next page...

Continued from previous page...

Mol	Type	Chain	Res	Atoms	RSCC	RSR	B-factors(\AA^2)	Q<0.9
57	MG	2B	208	1/1	0.85	0.26	60,60,60,60	0
57	MG	2A	3122	1/1	0.85	0.22	48,48,48,48	0
57	MG	1a	1680	1/1	0.85	0.35	63,63,63,63	0
57	MG	2D	308	1/1	0.85	0.16	62,62,62,62	0
57	MG	1A	3001	1/1	0.85	0.10	32,32,32,32	0
57	MG	1x	104	1/1	0.85	0.16	57,57,57,57	0
57	MG	2A	3321	1/1	0.85	0.18	51,51,51,51	0
57	MG	1a	1700	1/1	0.85	0.21	56,56,56,56	0
57	MG	2A	3636	1/1	0.85	0.13	66,66,66,66	0
57	MG	2a	1604	1/1	0.85	0.29	62,62,62,62	0
57	MG	2a	1611	1/1	0.85	0.34	66,66,66,66	0
57	MG	2A	3176	1/1	0.85	0.27	58,58,58,58	0
57	MG	1a	1709	1/1	0.85	0.24	61,61,61,61	0
57	MG	2A	3197	1/1	0.85	0.14	55,55,55,55	0
57	MG	1a	1719	1/1	0.85	0.15	58,58,58,58	0
57	MG	1B	223	1/1	0.85	0.18	51,51,51,51	0
57	MG	2A	3658	1/1	0.85	0.16	49,49,49,49	0
57	MG	2A	3008	1/1	0.85	0.17	49,49,49,49	0
57	MG	1a	1602	1/1	0.85	0.15	50,50,50,50	0
57	MG	2A	3348	1/1	0.85	0.07	26,26,26,26	0
57	MG	2A	3022	1/1	0.85	0.34	69,69,69,69	0
57	MG	2A	3358	1/1	0.85	0.15	45,45,45,45	0
57	MG	2A	3370	1/1	0.85	0.14	61,61,61,61	0
57	MG	1a	1604	1/1	0.85	0.12	66,66,66,66	0
57	MG	2A	3033	1/1	0.85	0.23	52,52,52,52	0
57	MG	1A	3358	1/1	0.85	0.15	46,46,46,46	0
57	MG	2a	1733	1/1	0.85	0.16	61,61,61,61	0
57	MG	2A	3404	1/1	0.85	0.23	56,56,56,56	0
57	MG	1A	3602	1/1	0.85	0.10	30,30,30,30	0
57	MG	2A	3724	1/1	0.85	0.13	52,52,52,52	0
57	MG	1A	3925	1/1	0.85	0.16	58,58,58,58	0
57	MG	2a	1750	1/1	0.85	0.23	59,59,59,59	0
57	MG	1A	3603	1/1	0.85	0.21	57,57,57,57	0
57	MG	1F	313	1/1	0.85	0.20	39,39,39,39	0
57	MG	1A	3831	1/1	0.85	0.28	37,37,37,37	0
57	MG	1G	205	1/1	0.85	0.16	52,52,52,52	0
57	MG	2A	3104	1/1	0.85	0.28	54,54,54,54	0
57	MG	2A	3763	1/1	0.85	0.10	58,58,58,58	0
57	MG	1A	3368	1/1	0.85	0.15	51,51,51,51	0
57	MG	2A	3281	1/1	0.85	0.14	61,61,61,61	0
57	MG	2A	3787	1/1	0.85	0.12	43,43,43,43	0
57	MG	1a	1774	1/1	0.85	0.20	65,65,65,65	0

Continued on next page...

Continued from previous page...

Mol	Type	Chain	Res	Atoms	RSCC	RSR	B-factors(\AA^2)	Q<0.9
57	MG	1a	1778	1/1	0.85	0.14	37,37,37,37	0
57	MG	2A	3814	1/1	0.85	0.28	54,54,54,54	0
57	MG	1A	3190	1/1	0.85	0.16	46,46,46,46	0
57	MG	1A	3854	1/1	0.85	0.13	51,51,51,51	0
57	MG	2x	106	1/1	0.85	0.16	46,46,46,46	0
57	MG	1f	201	1/1	0.86	0.24	57,57,57,57	0
57	MG	2B	206	1/1	0.86	0.20	61,61,61,61	0
57	MG	1A	3953	1/1	0.86	0.13	66,66,66,66	0
57	MG	2B	209	1/1	0.86	0.18	58,58,58,58	0
57	MG	1A	3471	1/1	0.86	0.11	44,44,44,44	0
57	MG	2B	216	1/1	0.86	0.15	65,65,65,65	0
57	MG	2A	3172	1/1	0.86	0.24	62,62,62,62	0
57	MG	1a	1701	1/1	0.86	0.20	59,59,59,59	0
57	MG	15	107	1/1	0.86	0.11	36,36,36,36	0
57	MG	2A	3186	1/1	0.86	0.12	52,52,52,52	0
57	MG	1A	3552	1/1	0.86	0.19	50,50,50,50	0
57	MG	1B	222	1/1	0.86	0.15	43,43,43,43	0
57	MG	2P	202	1/1	0.86	0.12	63,63,63,63	0
57	MG	1A	3871	1/1	0.86	0.15	36,36,36,36	0
57	MG	20	101	1/1	0.86	0.10	48,48,48,48	0
57	MG	2A	3216	1/1	0.86	0.22	49,49,49,49	0
57	MG	2A	3224	1/1	0.86	0.17	49,49,49,49	0
57	MG	1A	3668	1/1	0.86	0.16	20,20,20,20	0
57	MG	1a	1732	1/1	0.86	0.27	66,66,66,66	0
57	MG	1a	1733	1/1	0.86	0.18	64,64,64,64	0
57	MG	1B	227	1/1	0.86	0.13	63,63,63,63	0
57	MG	2a	1640	1/1	0.86	0.22	48,48,48,48	0
57	MG	2A	3690	1/1	0.86	0.14	27,27,27,27	0
57	MG	2A	3234	1/1	0.86	0.38	57,57,57,57	0
57	MG	1a	1749	1/1	0.86	0.17	54,54,54,54	0
57	MG	2A	3398	1/1	0.86	0.29	51,51,51,51	0
57	MG	2A	3707	1/1	0.86	0.21	59,59,59,59	0
57	MG	1A	3997	1/1	0.86	0.16	50,50,50,50	0
57	MG	2a	1710	1/1	0.86	0.19	61,61,61,61	0
57	MG	1a	1752	1/1	0.86	0.23	53,53,53,53	0
57	MG	2A	3252	1/1	0.86	0.16	51,51,51,51	0
57	MG	2A	3723	1/1	0.86	0.20	66,66,66,66	0
57	MG	2A	3255	1/1	0.86	0.23	49,49,49,49	0
57	MG	2a	1726	1/1	0.86	0.20	48,48,48,48	0
57	MG	1a	1637	1/1	0.86	0.25	55,55,55,55	0
57	MG	1a	1641	1/1	0.86	0.17	69,69,69,69	0
57	MG	2a	1734	1/1	0.86	0.20	59,59,59,59	0

Continued on next page...

Continued from previous page...

Mol	Type	Chain	Res	Atoms	RSCC	RSR	B-factors(\AA^2)	Q<0.9
57	MG	2A	3268	1/1	0.86	0.10	65,65,65,65	0
57	MG	2a	1738	1/1	0.86	0.20	49,49,49,49	0
57	MG	1A	3785	1/1	0.86	0.16	41,41,41,41	0
57	MG	1A	3892	1/1	0.86	0.18	45,45,45,45	0
57	MG	2a	1747	1/1	0.86	0.23	59,59,59,59	0
57	MG	2A	3746	1/1	0.86	0.12	62,62,62,62	0
57	MG	1D	311	1/1	0.86	0.25	47,47,47,47	0
57	MG	1A	3553	1/1	0.86	0.15	49,49,49,49	0
57	MG	2A	3504	1/1	0.86	0.11	18,18,18,18	0
57	MG	1A	3197	1/1	0.86	0.08	34,34,34,34	0
57	MG	2A	3774	1/1	0.86	0.10	63,63,63,63	0
57	MG	1A	4032	1/1	0.86	0.11	41,41,41,41	0
57	MG	1A	3459	1/1	0.86	0.18	61,61,61,61	0
57	MG	1a	1668	1/1	0.86	0.29	73,73,73,73	0
57	MG	2A	3797	1/1	0.86	0.13	27,27,27,27	0
57	MG	1a	1798	1/1	0.86	0.23	59,59,59,59	0
57	MG	2A	3548	1/1	0.86	0.12	26,26,26,26	0
57	MG	1Q	205	1/1	0.86	0.19	44,44,44,44	0
57	MG	1A	3460	1/1	0.86	0.12	39,39,39,39	0
57	MG	2A	3123	1/1	0.86	0.20	54,54,54,54	0
57	MG	2x	102	1/1	0.86	0.18	66,66,66,66	0
57	MG	2A	3574	1/1	0.86	0.11	54,54,54,54	0
57	MG	1A	3468	1/1	0.86	0.16	47,47,47,47	0
57	MG	2B	203	1/1	0.87	0.22	63,63,63,63	0
57	MG	1a	1772	1/1	0.87	0.17	63,63,63,63	0
57	MG	1F	312	1/1	0.87	0.11	45,45,45,45	0
57	MG	1A	3179	1/1	0.87	0.12	61,61,61,61	0
57	MG	2A	3600	1/1	0.87	0.12	42,42,42,42	0
57	MG	2A	3602	1/1	0.87	0.14	63,63,63,63	0
57	MG	1A	4014	1/1	0.87	0.12	37,37,37,37	0
57	MG	2A	3610	1/1	0.87	0.14	63,63,63,63	0
57	MG	1a	1663	1/1	0.87	0.18	55,55,55,55	0
57	MG	1A	3903	1/1	0.87	0.12	47,47,47,47	0
57	MG	2A	3141	1/1	0.87	0.20	35,35,35,35	0
57	MG	1N	205	1/1	0.87	0.17	44,44,44,44	0
57	MG	1a	1802	1/1	0.87	0.16	58,58,58,58	0
57	MG	1a	1669	1/1	0.87	0.17	65,65,65,65	0
57	MG	1A	3821	1/1	0.87	0.12	40,40,40,40	0
57	MG	2T	201	1/1	0.87	0.18	48,48,48,48	0
57	MG	1a	1673	1/1	0.87	0.39	64,64,64,64	0
57	MG	25	106	1/1	0.87	0.11	65,65,65,65	0
57	MG	26	101	1/1	0.87	0.19	64,64,64,64	0

Continued on next page...

Continued from previous page...

Mol	Type	Chain	Res	Atoms	RSCC	RSR	B-factors(\AA^2)	Q<0.9
57	MG	2a	1603	1/1	0.87	0.12	57,57,57,57	0
57	MG	1a	1675	1/1	0.87	0.15	66,66,66,66	0
57	MG	1O	203	1/1	0.87	0.23	64,64,64,64	0
57	MG	2A	3338	1/1	0.87	0.20	45,45,45,45	0
57	MG	1A	4029	1/1	0.87	0.12	54,54,54,54	0
57	MG	1A	3920	1/1	0.87	0.22	52,52,52,52	0
57	MG	1A	3674	1/1	0.87	0.14	55,55,55,55	0
57	MG	1A	3466	1/1	0.87	0.30	37,37,37,37	0
57	MG	2A	3217	1/1	0.87	0.20	57,57,57,57	0
57	MG	2A	3365	1/1	0.87	0.19	56,56,56,56	0
57	MG	2A	3693	1/1	0.87	0.11	52,52,52,52	0
57	MG	2a	1675	1/1	0.87	0.18	56,56,56,56	0
57	MG	2A	3366	1/1	0.87	0.25	57,57,57,57	0
57	MG	2a	1693	1/1	0.87	0.17	58,58,58,58	0
57	MG	1A	3931	1/1	0.87	0.11	59,59,59,59	0
57	MG	10	107	1/1	0.87	0.17	61,61,61,61	0
57	MG	2A	3710	1/1	0.87	0.14	53,53,53,53	0
57	MG	1A	3939	1/1	0.87	0.19	63,63,63,63	0
57	MG	2a	1715	1/1	0.87	0.23	62,62,62,62	0
57	MG	2A	3394	1/1	0.87	0.32	57,57,57,57	0
57	MG	1A	3679	1/1	0.87	0.13	44,44,44,44	0
57	MG	2A	3023	1/1	0.87	0.14	56,56,56,56	0
57	MG	2A	3028	1/1	0.87	0.19	54,54,54,54	0
57	MG	2A	3030	1/1	0.87	0.17	59,59,59,59	0
57	MG	2A	3732	1/1	0.87	0.26	42,42,42,42	0
57	MG	2A	3412	1/1	0.87	0.35	49,49,49,49	0
57	MG	1A	3629	1/1	0.87	0.13	29,29,29,29	0
57	MG	2A	3246	1/1	0.87	0.18	62,62,62,62	0
57	MG	1A	3406	1/1	0.87	0.23	48,48,48,48	0
57	MG	2A	3446	1/1	0.87	0.16	56,56,56,56	0
57	MG	2a	1745	1/1	0.87	0.13	55,55,55,55	0
57	MG	1a	1612	1/1	0.87	0.15	55,55,55,55	0
57	MG	2A	3454	1/1	0.87	0.10	55,55,55,55	0
57	MG	2a	1749	1/1	0.87	0.15	70,70,70,70	0
57	MG	2A	3764	1/1	0.87	0.10	40,40,40,40	0
57	MG	1A	3550	1/1	0.87	0.19	46,46,46,46	0
57	MG	1A	3335	1/1	0.87	0.15	53,53,53,53	0
57	MG	2A	3077	1/1	0.87	0.19	50,50,50,50	0
57	MG	1A	3983	1/1	0.87	0.12	53,53,53,53	0
57	MG	1A	3442	1/1	0.87	0.13	45,45,45,45	0
57	MG	2A	3088	1/1	0.87	0.10	46,46,46,46	0
57	MG	1a	1755	1/1	0.87	0.13	60,60,60,60	0

Continued on next page...

Continued from previous page...

Mol	Type	Chain	Res	Atoms	RSCC	RSR	B-factors(Å ²)	Q<0.9
57	MG	2A	3803	1/1	0.87	0.16	54,54,54,54	0
57	MG	1A	3880	1/1	0.87	0.14	52,52,52,52	0
57	MG	2A	3819	1/1	0.87	0.11	57,57,57,57	0
57	MG	1a	1642	1/1	0.87	0.20	55,55,55,55	0
57	MG	1a	1763	1/1	0.87	0.23	56,56,56,56	0
57	MG	1A	3881	1/1	0.87	0.12	20,20,20,20	0
57	MG	2A	3551	1/1	0.87	0.22	45,45,45,45	0
57	MG	1A	3349	1/1	0.87	0.11	37,37,37,37	0
57	MG	1E	306	1/1	0.87	0.10	10,10,10,10	0
57	MG	2A	3477	1/1	0.88	0.26	57,57,57,57	0
57	MG	2A	3494	1/1	0.88	0.10	38,38,38,38	0
57	MG	2A	3496	1/1	0.88	0.20	59,59,59,59	0
57	MG	2A	3044	1/1	0.88	0.20	62,62,62,62	0
57	MG	2A	3499	1/1	0.88	0.13	26,26,26,26	0
57	MG	2A	3837	1/1	0.88	0.12	31,31,31,31	0
57	MG	1B	231	1/1	0.88	0.09	45,45,45,45	0
57	MG	2A	3256	1/1	0.88	0.08	49,49,49,49	0
57	MG	2B	201	1/1	0.88	0.13	67,67,67,67	0
57	MG	2A	3259	1/1	0.88	0.26	42,42,42,42	0
57	MG	2A	3260	1/1	0.88	0.13	38,38,38,38	0
57	MG	1A	3069	1/1	0.88	0.26	42,42,42,42	0
57	MG	2A	3537	1/1	0.88	0.08	32,32,32,32	0
57	MG	2A	3057	1/1	0.88	0.11	57,57,57,57	0
57	MG	2B	210	1/1	0.88	0.26	60,60,60,60	0
57	MG	2A	3266	1/1	0.88	0.08	49,49,49,49	0
57	MG	1A	3733	1/1	0.88	0.12	19,19,19,19	0
57	MG	2A	3558	1/1	0.88	0.15	27,27,27,27	0
57	MG	2A	3269	1/1	0.88	0.25	61,61,61,61	0
57	MG	2A	3063	1/1	0.88	0.21	57,57,57,57	0
57	MG	1a	1636	1/1	0.88	0.31	65,65,65,65	0
57	MG	1A	3425	1/1	0.88	0.16	63,63,63,63	0
57	MG	1A	3656	1/1	0.88	0.13	56,56,56,56	0
57	MG	1A	3660	1/1	0.88	0.10	24,24,24,24	0
57	MG	1a	1645	1/1	0.88	0.23	53,53,53,53	0
57	MG	1E	309	1/1	0.88	0.13	48,48,48,48	0
57	MG	2Z	301	1/1	0.88	0.20	61,61,61,61	0
57	MG	2A	3100	1/1	0.88	0.19	56,56,56,56	0
57	MG	1F	304	1/1	0.88	0.13	51,51,51,51	0
57	MG	1a	1768	1/1	0.88	0.14	71,71,71,71	0
57	MG	2A	3631	1/1	0.88	0.18	33,33,33,33	0
57	MG	1A	3781	1/1	0.88	0.13	30,30,30,30	0
57	MG	1A	3293	1/1	0.88	0.12	41,41,41,41	0

Continued on next page...

Continued from previous page...

Mol	Type	Chain	Res	Atoms	RSCC	RSR	B-factors(Å ²)	Q<0.9
57	MG	1G	202	1/1	0.88	0.27	58,58,58,58	0
57	MG	2A	3312	1/1	0.88	0.12	68,68,68,68	0
57	MG	2a	1619	1/1	0.88	0.16	55,55,55,55	0
57	MG	1G	203	1/1	0.88	0.10	64,64,64,64	0
57	MG	2a	1624	1/1	0.88	0.29	58,58,58,58	0
57	MG	1A	3898	1/1	0.88	0.13	20,20,20,20	0
57	MG	1A	3789	1/1	0.88	0.13	51,51,51,51	0
57	MG	2a	1641	1/1	0.88	0.21	66,66,66,66	0
57	MG	1A	3790	1/1	0.88	0.12	61,61,61,61	0
57	MG	2a	1646	1/1	0.88	0.16	57,57,57,57	0
57	MG	2a	1654	1/1	0.88	0.21	54,54,54,54	0
57	MG	2a	1659	1/1	0.88	0.38	55,55,55,55	0
57	MG	2A	3323	1/1	0.88	0.15	59,59,59,59	0
57	MG	2a	1668	1/1	0.88	0.28	57,57,57,57	0
57	MG	1A	4030	1/1	0.88	0.11	60,60,60,60	0
57	MG	1a	1793	1/1	0.88	0.16	67,67,67,67	0
57	MG	2A	3330	1/1	0.88	0.21	65,65,65,65	0
57	MG	1A	3380	1/1	0.88	0.30	52,52,52,52	0
57	MG	2a	1695	1/1	0.88	0.25	55,55,55,55	0
57	MG	2A	3147	1/1	0.88	0.20	43,43,43,43	0
57	MG	2a	1701	1/1	0.88	0.21	68,68,68,68	0
57	MG	1A	3805	1/1	0.88	0.11	54,54,54,54	0
57	MG	1a	1674	1/1	0.88	0.17	56,56,56,56	0
57	MG	1T	202	1/1	0.88	0.13	48,48,48,48	0
57	MG	2a	1714	1/1	0.88	0.22	51,51,51,51	0
57	MG	1A	3809	1/1	0.88	0.13	67,67,67,67	0
57	MG	2A	3704	1/1	0.88	0.09	55,55,55,55	0
57	MG	1a	1677	1/1	0.88	0.30	60,60,60,60	0
57	MG	2A	3179	1/1	0.88	0.13	62,62,62,62	0
57	MG	1a	1679	1/1	0.88	0.15	62,62,62,62	0
57	MG	2a	1729	1/1	0.88	0.11	50,50,50,50	0
57	MG	1x	102	1/1	0.88	0.12	55,55,55,55	0
57	MG	2A	3188	1/1	0.88	0.24	59,59,59,59	0
57	MG	1A	3476	1/1	0.88	0.13	67,67,67,67	0
57	MG	2A	3369	1/1	0.88	0.11	51,51,51,51	0
57	MG	1A	3824	1/1	0.88	0.10	30,30,30,30	0
57	MG	2A	3729	1/1	0.88	0.11	49,49,49,49	0
57	MG	1B	208	1/1	0.88	0.14	57,57,57,57	0
57	MG	2A	3733	1/1	0.88	0.09	50,50,50,50	0
57	MG	2A	3211	1/1	0.88	0.17	49,49,49,49	0
57	MG	2A	3385	1/1	0.88	0.21	35,35,35,35	0
57	MG	1A	3454	1/1	0.88	0.12	46,46,46,46	0

Continued on next page...

Continued from previous page...

Mol	Type	Chain	Res	Atoms	RSCC	RSR	B-factors(Å ²)	Q<0.9
57	MG	1A	3510	1/1	0.88	0.17	44,44,44,44	0
57	MG	2A	3219	1/1	0.88	0.14	34,34,34,34	0
57	MG	2a	1753	1/1	0.88	0.10	57,57,57,57	0
57	MG	2A	3750	1/1	0.88	0.18	60,60,60,60	0
57	MG	2A	3753	1/1	0.88	0.17	57,57,57,57	0
57	MG	1a	1717	1/1	0.88	0.23	56,56,56,56	0
57	MG	1A	3394	1/1	0.88	0.12	56,56,56,56	0
57	MG	2A	3019	1/1	0.88	0.15	50,50,50,50	0
57	MG	1A	3326	1/1	0.88	0.11	47,47,47,47	0
57	MG	2f	201	1/1	0.88	0.17	61,61,61,61	0
57	MG	2A	3230	1/1	0.88	0.20	59,59,59,59	0
57	MG	1A	3710	1/1	0.88	0.17	32,32,32,32	0
57	MG	1a	1611	1/1	0.88	0.19	69,69,69,69	0
57	MG	2A	3029	1/1	0.88	0.20	37,37,37,37	0
57	MG	2A	3240	1/1	0.88	0.11	52,52,52,52	0
57	MG	1a	1724	1/1	0.88	0.18	48,48,48,48	0
57	MG	1a	1730	1/1	0.88	0.17	56,56,56,56	0
57	MG	1A	3973	1/1	0.88	0.09	62,62,62,62	0
57	MG	2A	3817	1/1	0.88	0.15	60,60,60,60	0
57	MG	1a	1753	1/1	0.89	0.18	55,55,55,55	0
57	MG	1A	3452	1/1	0.89	0.31	43,43,43,43	0
57	MG	2A	3835	1/1	0.89	0.21	69,69,69,69	0
57	MG	2A	3518	1/1	0.89	0.10	32,32,32,32	0
57	MG	2A	3842	1/1	0.89	0.12	48,48,48,48	0
57	MG	1a	1759	1/1	0.89	0.14	54,54,54,54	0
57	MG	1A	3239	1/1	0.89	0.16	42,42,42,42	0
57	MG	1A	3938	1/1	0.89	0.12	27,27,27,27	0
57	MG	1A	3327	1/1	0.89	0.18	55,55,55,55	0
57	MG	2A	3280	1/1	0.89	0.14	44,44,44,44	0
57	MG	1a	1766	1/1	0.89	0.09	45,45,45,45	0
57	MG	1A	3626	1/1	0.89	0.11	45,45,45,45	0
57	MG	1A	3791	1/1	0.89	0.15	43,43,43,43	0
57	MG	1A	3793	1/1	0.89	0.09	44,44,44,44	0
57	MG	2A	3298	1/1	0.89	0.32	52,52,52,52	0
57	MG	1A	3246	1/1	0.89	0.21	45,45,45,45	0
57	MG	1A	3633	1/1	0.89	0.10	41,41,41,41	0
57	MG	1A	3147	1/1	0.89	0.17	31,31,31,31	0
57	MG	2A	3592	1/1	0.89	0.09	28,28,28,28	0
57	MG	2A	3596	1/1	0.89	0.11	54,54,54,54	0
57	MG	2A	3597	1/1	0.89	0.15	46,46,46,46	0
57	MG	2A	3598	1/1	0.89	0.13	57,57,57,57	0
57	MG	1A	3975	1/1	0.89	0.18	48,48,48,48	0

Continued on next page...

Continued from previous page...

Mol	Type	Chain	Res	Atoms	RSCC	RSR	B-factors(\AA^2)	Q<0.9
57	MG	2A	3305	1/1	0.89	0.12	43,43,43,43	0
57	MG	1a	1661	1/1	0.89	0.12	54,54,54,54	0
57	MG	2T	205	1/1	0.89	0.09	59,59,59,59	0
57	MG	2X	101	1/1	0.89	0.20	65,65,65,65	0
57	MG	2A	3609	1/1	0.89	0.15	40,40,40,40	0
57	MG	1A	3979	1/1	0.89	0.13	52,52,52,52	0
57	MG	2A	3617	1/1	0.89	0.09	28,28,28,28	0
57	MG	2A	3314	1/1	0.89	0.13	67,67,67,67	0
57	MG	2a	1602	1/1	0.89	0.13	45,45,45,45	0
57	MG	1a	1784	1/1	0.89	0.11	52,52,52,52	0
57	MG	2A	3317	1/1	0.89	0.27	59,59,59,59	0
57	MG	2a	1606	1/1	0.89	0.17	60,60,60,60	0
57	MG	2a	1609	1/1	0.89	0.11	65,65,65,65	0
57	MG	2A	3157	1/1	0.89	0.22	45,45,45,45	0
57	MG	2A	3319	1/1	0.89	0.16	49,49,49,49	0
57	MG	2A	3642	1/1	0.89	0.16	54,54,54,54	0
57	MG	1A	3275	1/1	0.89	0.09	34,34,34,34	0
57	MG	1A	3277	1/1	0.89	0.23	61,61,61,61	0
57	MG	2A	3324	1/1	0.89	0.28	55,55,55,55	0
57	MG	1A	3089	1/1	0.89	0.18	42,42,42,42	0
57	MG	2a	1637	1/1	0.89	0.21	51,51,51,51	0
57	MG	1A	3827	1/1	0.89	0.16	28,28,28,28	0
57	MG	2A	3175	1/1	0.89	0.16	45,45,45,45	0
57	MG	2A	3663	1/1	0.89	0.18	56,56,56,56	0
57	MG	1a	1671	1/1	0.89	0.30	67,67,67,67	0
57	MG	2A	3177	1/1	0.89	0.17	54,54,54,54	0
57	MG	1A	3294	1/1	0.89	0.20	46,46,46,46	0
57	MG	2a	1663	1/1	0.89	0.25	53,53,53,53	0
57	MG	2A	3182	1/1	0.89	0.21	52,52,52,52	0
57	MG	2A	3681	1/1	0.89	0.10	43,43,43,43	0
57	MG	2A	3686	1/1	0.89	0.18	77,77,77,77	0
57	MG	2a	1671	1/1	0.89	0.32	67,67,67,67	0
57	MG	2a	1674	1/1	0.89	0.20	52,52,52,52	0
57	MG	1A	3393	1/1	0.89	0.11	48,48,48,48	0
57	MG	2A	3339	1/1	0.89	0.15	60,60,60,60	0
57	MG	2a	1681	1/1	0.89	0.15	48,48,48,48	0
57	MG	2a	1686	1/1	0.89	0.18	61,61,61,61	0
57	MG	2a	1690	1/1	0.89	0.33	63,63,63,63	0
57	MG	1A	3492	1/1	0.89	0.07	43,43,43,43	0
57	MG	2A	3344	1/1	0.89	0.10	56,56,56,56	0
57	MG	2a	1697	1/1	0.89	0.18	46,46,46,46	0
57	MG	1A	3493	1/1	0.89	0.19	45,45,45,45	0

Continued on next page...

Continued from previous page...

Mol	Type	Chain	Res	Atoms	RSCC	RSR	B-factors(\AA^2)	Q<0.9
57	MG	1l	202	1/1	0.89	0.18	62,62,62,62	0
57	MG	2a	1703	1/1	0.89	0.20	49,49,49,49	0
57	MG	1n	101	1/1	0.89	0.33	69,69,69,69	0
57	MG	1n	102	1/1	0.89	0.20	61,61,61,61	0
57	MG	2A	3361	1/1	0.89	0.25	40,40,40,40	0
57	MG	2A	3362	1/1	0.89	0.14	56,56,56,56	0
57	MG	2A	3205	1/1	0.89	0.11	59,59,59,59	0
57	MG	1R	207	1/1	0.89	0.17	52,52,52,52	0
57	MG	1A	3855	1/1	0.89	0.08	43,43,43,43	0
57	MG	1A	4027	1/1	0.89	0.10	35,35,35,35	0
57	MG	2A	3725	1/1	0.89	0.15	59,59,59,59	0
57	MG	1a	1683	1/1	0.89	0.27	61,61,61,61	0
57	MG	2a	1730	1/1	0.89	0.20	58,58,58,58	0
57	MG	1A	3498	1/1	0.89	0.08	41,41,41,41	0
57	MG	1a	1687	1/1	0.89	0.15	63,63,63,63	0
57	MG	1a	1689	1/1	0.89	0.24	51,51,51,51	0
57	MG	1A	3304	1/1	0.89	0.16	43,43,43,43	0
57	MG	2A	3737	1/1	0.89	0.13	52,52,52,52	0
57	MG	1A	3511	1/1	0.89	0.23	44,44,44,44	0
57	MG	2a	1742	1/1	0.89	0.22	60,60,60,60	0
57	MG	1A	3704	1/1	0.89	0.09	11,11,11,11	0
57	MG	1A	3402	1/1	0.89	0.22	34,34,34,34	0
57	MG	1A	3208	1/1	0.89	0.16	49,49,49,49	0
57	MG	2A	3749	1/1	0.89	0.12	42,42,42,42	0
57	MG	2A	3417	1/1	0.89	0.22	50,50,50,50	0
57	MG	1A	3316	1/1	0.89	0.20	53,53,53,53	0
57	MG	1A	3233	1/1	0.89	0.14	36,36,36,36	0
57	MG	1A	3736	1/1	0.89	0.11	50,50,50,50	0
57	MG	2A	3247	1/1	0.89	0.14	61,61,61,61	0
57	MG	2A	3448	1/1	0.89	0.11	49,49,49,49	0
57	MG	1A	3322	1/1	0.89	0.15	54,54,54,54	0
57	MG	1a	1613	1/1	0.89	0.14	65,65,65,65	0
57	MG	1a	1731	1/1	0.89	0.23	51,51,51,51	0
57	MG	1a	1614	1/1	0.89	0.12	48,48,48,48	0
57	MG	1a	1618	1/1	0.89	0.09	40,40,40,40	0
57	MG	2A	3473	1/1	0.89	0.24	54,54,54,54	0
57	MG	1a	1734	1/1	0.89	0.25	57,57,57,57	0
57	MG	2A	3483	1/1	0.89	0.16	47,47,47,47	0
57	MG	1A	3323	1/1	0.89	0.24	46,46,46,46	0
57	MG	1a	1628	1/1	0.89	0.21	51,51,51,51	0
57	MG	2t	201	1/1	0.89	0.17	48,48,48,48	0
57	MG	2A	3824	1/1	0.89	0.14	23,23,23,23	0

Continued on next page...

Continued from previous page...

Mol	Type	Chain	Res	Atoms	RSCC	RSR	B-factors(\AA^2)	Q<0.9
57	MG	2x	101	1/1	0.89	0.19	60,60,60,60	0
57	MG	1A	3554	1/1	0.89	0.14	39,39,39,39	0
57	MG	2A	3827	1/1	0.89	0.10	20,20,20,20	0
57	MG	2x	105	1/1	0.89	0.28	57,57,57,57	0
57	MG	1B	224	1/1	0.89	0.12	53,53,53,53	0
57	MG	2A	3291	1/1	0.90	0.24	52,52,52,52	0
57	MG	1A	3336	1/1	0.90	0.11	33,33,33,33	0
57	MG	2A	3101	1/1	0.90	0.11	53,53,53,53	0
57	MG	1A	4006	1/1	0.90	0.12	38,38,38,38	0
57	MG	2A	3588	1/1	0.90	0.09	49,49,49,49	0
57	MG	1A	3417	1/1	0.90	0.18	61,61,61,61	0
57	MG	2A	3595	1/1	0.90	0.15	45,45,45,45	0
57	MG	1A	3494	1/1	0.90	0.15	43,43,43,43	0
57	MG	1a	1617	1/1	0.90	0.08	53,53,53,53	0
57	MG	1A	3292	1/1	0.90	0.11	33,33,33,33	0
57	MG	1a	1620	1/1	0.90	0.29	65,65,65,65	0
57	MG	1a	1760	1/1	0.90	0.07	52,52,52,52	0
57	MG	1A	4018	1/1	0.90	0.12	14,14,14,14	0
57	MG	1A	3426	1/1	0.90	0.12	47,47,47,47	0
57	MG	2A	3316	1/1	0.90	0.18	58,58,58,58	0
57	MG	1A	3351	1/1	0.90	0.14	50,50,50,50	0
57	MG	2P	203	1/1	0.90	0.09	49,49,49,49	0
57	MG	2A	3130	1/1	0.90	0.17	47,47,47,47	0
57	MG	1A	3164	1/1	0.90	0.23	43,43,43,43	0
57	MG	2T	202	1/1	0.90	0.13	58,58,58,58	0
57	MG	2A	3630	1/1	0.90	0.13	49,49,49,49	0
57	MG	1A	3847	1/1	0.90	0.08	19,19,19,19	0
57	MG	1A	3532	1/1	0.90	0.32	44,44,44,44	0
57	MG	2A	3151	1/1	0.90	0.17	42,42,42,42	0
57	MG	1A	3359	1/1	0.90	0.18	28,28,28,28	0
57	MG	1A	3453	1/1	0.90	0.13	57,57,57,57	0
57	MG	28	101	1/1	0.90	0.13	52,52,52,52	0
57	MG	2A	3647	1/1	0.90	0.15	52,52,52,52	0
57	MG	2A	3161	1/1	0.90	0.20	61,61,61,61	0
57	MG	1A	3858	1/1	0.90	0.11	33,33,33,33	0
57	MG	1A	3865	1/1	0.90	0.29	27,27,27,27	0
57	MG	2A	3652	1/1	0.90	0.11	34,34,34,34	0
57	MG	2A	3169	1/1	0.90	0.15	57,57,57,57	0
57	MG	1A	3318	1/1	0.90	0.08	39,39,39,39	0
57	MG	2a	1617	1/1	0.90	0.12	40,40,40,40	0
57	MG	2A	3659	1/1	0.90	0.18	52,52,52,52	0
57	MG	1A	3551	1/1	0.90	0.08	34,34,34,34	0

Continued on next page...

Continued from previous page...

Mol	Type	Chain	Res	Atoms	RSCC	RSR	B-factors(\AA^2)	Q<0.9
57	MG	2A	3665	1/1	0.90	0.18	64,64,64,64	0
57	MG	2A	3666	1/1	0.90	0.20	43,43,43,43	0
57	MG	1A	3696	1/1	0.90	0.13	52,52,52,52	0
57	MG	2a	1630	1/1	0.90	0.19	59,59,59,59	0
57	MG	2a	1636	1/1	0.90	0.24	54,54,54,54	0
57	MG	1a	1658	1/1	0.90	0.12	55,55,55,55	0
57	MG	1A	3874	1/1	0.90	0.09	25,25,25,25	0
57	MG	1A	3321	1/1	0.90	0.21	39,39,39,39	0
57	MG	1a	1795	1/1	0.90	0.14	62,62,62,62	0
57	MG	2A	3684	1/1	0.90	0.10	40,40,40,40	0
57	MG	1a	1796	1/1	0.90	0.19	51,51,51,51	0
57	MG	1A	3166	1/1	0.90	0.10	35,35,35,35	0
57	MG	2A	3190	1/1	0.90	0.25	49,49,49,49	0
57	MG	2A	3191	1/1	0.90	0.16	57,57,57,57	0
57	MG	1A	3386	1/1	0.90	0.14	54,54,54,54	0
57	MG	1A	3712	1/1	0.90	0.08	41,41,41,41	0
57	MG	2A	3368	1/1	0.90	0.09	45,45,45,45	0
57	MG	1A	3720	1/1	0.90	0.12	47,47,47,47	0
57	MG	2A	3204	1/1	0.90	0.20	51,51,51,51	0
57	MG	2a	1676	1/1	0.90	0.49	69,69,69,69	0
57	MG	2a	1677	1/1	0.90	0.18	58,58,58,58	0
57	MG	2A	3709	1/1	0.90	0.13	52,52,52,52	0
57	MG	1A	3722	1/1	0.90	0.10	9,9,9,9	0
57	MG	2A	3206	1/1	0.90	0.19	62,62,62,62	0
57	MG	2a	1688	1/1	0.90	0.25	58,58,58,58	0
57	MG	2A	3715	1/1	0.90	0.14	60,60,60,60	0
57	MG	2a	1692	1/1	0.90	0.22	55,55,55,55	0
57	MG	1A	3904	1/1	0.90	0.15	47,47,47,47	0
57	MG	1A	3556	1/1	0.90	0.25	57,57,57,57	0
57	MG	1A	3915	1/1	0.90	0.10	28,28,28,28	0
57	MG	1A	3562	1/1	0.90	0.20	50,50,50,50	0
57	MG	1A	3924	1/1	0.90	0.09	26,26,26,26	0
57	MG	1r	101	1/1	0.90	0.30	54,54,54,54	0
57	MG	2A	3728	1/1	0.90	0.10	49,49,49,49	0
57	MG	2a	1709	1/1	0.90	0.14	37,37,37,37	0
57	MG	1t	201	1/1	0.90	0.11	48,48,48,48	0
57	MG	1A	3563	1/1	0.90	0.14	46,46,46,46	0
57	MG	1A	3591	1/1	0.90	0.07	42,42,42,42	0
57	MG	2A	3422	1/1	0.90	0.25	58,58,58,58	0
57	MG	2A	3429	1/1	0.90	0.11	54,54,54,54	0
57	MG	1A	3592	1/1	0.90	0.06	22,22,22,22	0
57	MG	1A	3933	1/1	0.90	0.10	21,21,21,21	0

Continued on next page...

Continued from previous page...

Mol	Type	Chain	Res	Atoms	RSCC	RSR	B-factors(\AA^2)	Q<0.9
57	MG	1a	1682	1/1	0.90	0.13	54,54,54,54	0
57	MG	1A	3761	1/1	0.90	0.08	42,42,42,42	0
57	MG	1A	3593	1/1	0.90	0.11	31,31,31,31	0
57	MG	1A	3389	1/1	0.90	0.17	40,40,40,40	0
57	MG	1a	1688	1/1	0.90	0.08	65,65,65,65	0
57	MG	2A	3759	1/1	0.90	0.10	46,46,46,46	0
57	MG	2a	1735	1/1	0.90	0.21	50,50,50,50	0
57	MG	1A	3944	1/1	0.90	0.16	33,33,33,33	0
57	MG	1a	1698	1/1	0.90	0.09	65,65,65,65	0
57	MG	1A	3783	1/1	0.90	0.12	44,44,44,44	0
57	MG	1A	3784	1/1	0.90	0.11	47,47,47,47	0
57	MG	2A	3481	1/1	0.90	0.29	46,46,46,46	0
57	MG	2A	3773	1/1	0.90	0.12	38,38,38,38	0
57	MG	1A	3301	1/1	0.90	0.11	53,53,53,53	0
57	MG	2A	3484	1/1	0.90	0.25	54,54,54,54	0
57	MG	2A	3486	1/1	0.90	0.13	49,49,49,49	0
57	MG	1a	1713	1/1	0.90	0.22	60,60,60,60	0
57	MG	1A	3961	1/1	0.90	0.12	35,35,35,35	0
57	MG	2A	3800	1/1	0.90	0.08	43,43,43,43	0
57	MG	1A	3968	1/1	0.90	0.13	51,51,51,51	0
57	MG	2A	3805	1/1	0.90	0.12	48,48,48,48	0
57	MG	2A	3812	1/1	0.90	0.09	33,33,33,33	0
57	MG	1A	3606	1/1	0.90	0.21	47,47,47,47	0
57	MG	2A	3816	1/1	0.90	0.20	55,55,55,55	0
57	MG	2a	1769	1/1	0.90	0.22	58,58,58,58	0
57	MG	1A	3113	1/1	0.90	0.12	45,45,45,45	0
57	MG	2d	302	1/1	0.90	0.13	64,64,64,64	0
57	MG	2e	201	1/1	0.90	0.15	64,64,64,64	0
57	MG	2A	3818	1/1	0.90	0.15	52,52,52,52	0
57	MG	2A	3505	1/1	0.90	0.20	40,40,40,40	0
57	MG	1A	3610	1/1	0.90	0.06	16,16,16,16	0
57	MG	1A	3617	1/1	0.90	0.30	53,53,53,53	0
57	MG	1a	1727	1/1	0.90	0.17	48,48,48,48	0
57	MG	2A	3070	1/1	0.90	0.09	39,39,39,39	0
57	MG	1A	3982	1/1	0.90	0.15	46,46,46,46	0
57	MG	1A	3055	1/1	0.90	0.08	31,31,31,31	0
57	MG	1A	3803	1/1	0.90	0.10	44,44,44,44	0
57	MG	1A	3804	1/1	0.90	0.16	50,50,50,50	0
57	MG	1A	3315	1/1	0.90	0.18	41,41,41,41	0
57	MG	2A	3285	1/1	0.90	0.12	58,58,58,58	0
57	MG	1a	1743	1/1	0.90	0.12	48,48,48,48	0
57	MG	2x	107	1/1	0.90	0.24	61,61,61,61	0

Continued on next page...

Continued from previous page...

Mol	Type	Chain	Res	Atoms	RSCC	RSR	B-factors(\AA^2)	Q<0.9
57	MG	1A	3364	1/1	0.91	0.22	31,31,31,31	0
57	MG	1A	4034	1/1	0.91	0.24	36,36,36,36	0
57	MG	1a	1638	1/1	0.91	0.24	52,52,52,52	0
57	MG	1a	1779	1/1	0.91	0.15	50,50,50,50	0
57	MG	2A	3798	1/1	0.91	0.11	24,24,24,24	0
57	MG	2A	3799	1/1	0.91	0.14	46,46,46,46	0
57	MG	1a	1640	1/1	0.91	0.20	49,49,49,49	0
57	MG	1a	1781	1/1	0.91	0.11	39,39,39,39	0
57	MG	2A	3441	1/1	0.91	0.11	65,65,65,65	0
57	MG	2A	3442	1/1	0.91	0.16	53,53,53,53	0
57	MG	1a	1783	1/1	0.91	0.19	61,61,61,61	0
57	MG	1A	3558	1/1	0.91	0.13	47,47,47,47	0
57	MG	2A	3449	1/1	0.91	0.20	55,55,55,55	0
57	MG	1A	3049	1/1	0.91	0.16	25,25,25,25	0
57	MG	2A	3452	1/1	0.91	0.09	41,41,41,41	0
57	MG	1A	3095	1/1	0.91	0.15	48,48,48,48	0
57	MG	2A	3825	1/1	0.91	0.10	20,20,20,20	0
57	MG	1A	3729	1/1	0.91	0.10	19,19,19,19	0
57	MG	2A	3212	1/1	0.91	0.12	56,56,56,56	0
57	MG	2A	3214	1/1	0.91	0.11	37,37,37,37	0
57	MG	1B	202	1/1	0.91	0.14	42,42,42,42	0
57	MG	1a	1651	1/1	0.91	0.18	52,52,52,52	0
57	MG	1a	1799	1/1	0.91	0.07	59,59,59,59	0
57	MG	1A	3572	1/1	0.91	0.10	44,44,44,44	0
57	MG	1A	3573	1/1	0.91	0.12	24,24,24,24	0
57	MG	1a	1804	1/1	0.91	0.18	51,51,51,51	0
57	MG	2A	3844	1/1	0.91	0.17	50,50,50,50	0
57	MG	2A	3491	1/1	0.91	0.29	48,48,48,48	0
57	MG	1a	1656	1/1	0.91	0.20	71,71,71,71	0
57	MG	1b	301	1/1	0.91	0.09	69,69,69,69	0
57	MG	1B	211	1/1	0.91	0.10	30,30,30,30	0
57	MG	1B	212	1/1	0.91	0.33	65,65,65,65	0
57	MG	2A	3236	1/1	0.91	0.10	48,48,48,48	0
57	MG	1A	3583	1/1	0.91	0.07	38,38,38,38	0
57	MG	2A	3506	1/1	0.91	0.17	32,32,32,32	0
57	MG	2B	211	1/1	0.91	0.22	62,62,62,62	0
57	MG	2B	212	1/1	0.91	0.09	69,69,69,69	0
57	MG	1A	3463	1/1	0.91	0.18	57,57,57,57	0
57	MG	1A	3758	1/1	0.91	0.07	28,28,28,28	0
57	MG	2B	217	1/1	0.91	0.15	58,58,58,58	0
57	MG	1A	3104	1/1	0.91	0.11	37,37,37,37	0
57	MG	1a	1667	1/1	0.91	0.12	68,68,68,68	0

Continued on next page...

Continued from previous page...

Mol	Type	Chain	Res	Atoms	RSCC	RSR	B-factors(\AA^2)	Q<0.9
57	MG	2D	309	1/1	0.91	0.14	60,60,60,60	0
57	MG	2A	3527	1/1	0.91	0.16	44,44,44,44	0
57	MG	1A	3384	1/1	0.91	0.26	44,44,44,44	0
57	MG	2E	305	1/1	0.91	0.12	47,47,47,47	0
57	MG	1x	101	1/1	0.91	0.22	55,55,55,55	0
57	MG	2F	302	1/1	0.91	0.22	43,43,43,43	0
57	MG	2A	3253	1/1	0.91	0.17	54,54,54,54	0
57	MG	1A	3923	1/1	0.91	0.13	46,46,46,46	0
57	MG	2A	3549	1/1	0.91	0.12	42,42,42,42	0
57	MG	2Q	204	1/1	0.91	0.18	46,46,46,46	0
57	MG	1A	3597	1/1	0.91	0.24	54,54,54,54	0
57	MG	2A	3553	1/1	0.91	0.10	49,49,49,49	0
57	MG	2A	3554	1/1	0.91	0.07	28,28,28,28	0
57	MG	1A	3771	1/1	0.91	0.14	41,41,41,41	0
57	MG	2W	202	1/1	0.91	0.18	47,47,47,47	0
57	MG	2A	3560	1/1	0.91	0.14	25,25,25,25	0
57	MG	1x	107	1/1	0.91	0.15	45,45,45,45	0
57	MG	2A	3261	1/1	0.91	0.12	45,45,45,45	0
57	MG	25	103	1/1	0.91	0.07	39,39,39,39	0
57	MG	25	105	1/1	0.91	0.08	34,34,34,34	0
57	MG	1x	108	1/1	0.91	0.13	43,43,43,43	0
57	MG	1A	3470	1/1	0.91	0.10	42,42,42,42	0
57	MG	2A	3575	1/1	0.91	0.17	48,48,48,48	0
57	MG	2a	1601	1/1	0.91	0.17	48,48,48,48	0
57	MG	1A	3782	1/1	0.91	0.09	28,28,28,28	0
57	MG	1D	309	1/1	0.91	0.12	41,41,41,41	0
57	MG	1A	3006	1/1	0.91	0.13	46,46,46,46	0
57	MG	1E	303	1/1	0.91	0.20	31,31,31,31	0
57	MG	2a	1608	1/1	0.91	0.29	44,44,44,44	0
57	MG	1A	3604	1/1	0.91	0.09	7,7,7,7	0
57	MG	2a	1610	1/1	0.91	0.10	53,53,53,53	0
57	MG	1A	3286	1/1	0.91	0.18	33,33,33,33	0
57	MG	1a	1681	1/1	0.91	0.15	55,55,55,55	0
57	MG	1A	3940	1/1	0.91	0.08	32,32,32,32	0
57	MG	1F	309	1/1	0.91	0.14	55,55,55,55	0
57	MG	2A	3604	1/1	0.91	0.08	21,21,21,21	0
57	MG	1A	3475	1/1	0.91	0.10	51,51,51,51	0
57	MG	2A	3282	1/1	0.91	0.09	46,46,46,46	0
57	MG	1a	1686	1/1	0.91	0.16	58,58,58,58	0
57	MG	2A	3615	1/1	0.91	0.27	61,61,61,61	0
57	MG	2a	1632	1/1	0.91	0.16	49,49,49,49	0
57	MG	1A	3392	1/1	0.91	0.24	47,47,47,47	0

Continued on next page...

Continued from previous page...

Mol	Type	Chain	Res	Atoms	RSCC	RSR	B-factors(Å ²)	Q<0.9
57	MG	1A	3613	1/1	0.91	0.08	40,40,40,40	0
57	MG	1A	3290	1/1	0.91	0.23	39,39,39,39	0
57	MG	2A	3294	1/1	0.91	0.23	61,61,61,61	0
57	MG	2A	3296	1/1	0.91	0.10	53,53,53,53	0
57	MG	2A	3052	1/1	0.91	0.11	45,45,45,45	0
57	MG	2a	1651	1/1	0.91	0.16	53,53,53,53	0
57	MG	2A	3633	1/1	0.91	0.14	47,47,47,47	0
57	MG	2a	1658	1/1	0.91	0.21	47,47,47,47	0
57	MG	2A	3055	1/1	0.91	0.10	57,57,57,57	0
57	MG	2a	1662	1/1	0.91	0.22	52,52,52,52	0
57	MG	2A	3640	1/1	0.91	0.20	53,53,53,53	0
57	MG	1a	1691	1/1	0.91	0.23	45,45,45,45	0
57	MG	1a	1694	1/1	0.91	0.24	45,45,45,45	0
57	MG	1A	3136	1/1	0.91	0.02	8,8,8,8	0
57	MG	2a	1670	1/1	0.91	0.26	56,56,56,56	0
57	MG	1A	3399	1/1	0.91	0.14	36,36,36,36	0
57	MG	2a	1673	1/1	0.91	0.17	57,57,57,57	0
57	MG	1N	202	1/1	0.91	0.07	30,30,30,30	0
57	MG	2A	3309	1/1	0.91	0.17	62,62,62,62	0
57	MG	2A	3310	1/1	0.91	0.23	55,55,55,55	0
57	MG	1A	3222	1/1	0.91	0.11	46,46,46,46	0
57	MG	1A	3328	1/1	0.91	0.22	48,48,48,48	0
57	MG	2a	1679	1/1	0.91	0.22	64,64,64,64	0
57	MG	1A	3970	1/1	0.91	0.12	44,44,44,44	0
57	MG	2a	1682	1/1	0.91	0.18	52,52,52,52	0
57	MG	2a	1684	1/1	0.91	0.12	58,58,58,58	0
57	MG	2A	3660	1/1	0.91	0.10	37,37,37,37	0
57	MG	2A	3087	1/1	0.91	0.11	62,62,62,62	0
57	MG	2A	3664	1/1	0.91	0.12	50,50,50,50	0
57	MG	1A	3645	1/1	0.91	0.13	48,48,48,48	0
57	MG	1A	3815	1/1	0.91	0.21	30,30,30,30	0
57	MG	1A	3509	1/1	0.91	0.09	67,67,67,67	0
57	MG	1A	3823	1/1	0.91	0.10	35,35,35,35	0
57	MG	2A	3669	1/1	0.91	0.14	58,58,58,58	0
57	MG	1A	3404	1/1	0.91	0.12	34,34,34,34	0
57	MG	2A	3672	1/1	0.91	0.17	43,43,43,43	0
57	MG	1Y	201	1/1	0.91	0.23	41,41,41,41	0
57	MG	1a	1728	1/1	0.91	0.24	50,50,50,50	0
57	MG	1a	1729	1/1	0.91	0.09	51,51,51,51	0
57	MG	2A	3111	1/1	0.91	0.15	45,45,45,45	0
57	MG	1A	3224	1/1	0.91	0.08	50,50,50,50	0
57	MG	1A	3408	1/1	0.91	0.09	48,48,48,48	0

Continued on next page...

Continued from previous page...

Mol	Type	Chain	Res	Atoms	RSCC	RSR	B-factors(\AA^2)	Q<0.9
57	MG	2a	1718	1/1	0.91	0.14	40,40,40,40	0
57	MG	1A	3993	1/1	0.91	0.11	23,23,23,23	0
57	MG	2A	3692	1/1	0.91	0.19	46,46,46,46	0
57	MG	12	101	1/1	0.91	0.09	42,42,42,42	0
57	MG	2A	3336	1/1	0.91	0.24	55,55,55,55	0
57	MG	1A	3663	1/1	0.91	0.17	55,55,55,55	0
57	MG	2A	3701	1/1	0.91	0.17	54,54,54,54	0
57	MG	1a	1737	1/1	0.91	0.15	50,50,50,50	0
57	MG	1a	1742	1/1	0.91	0.11	51,51,51,51	0
57	MG	17	103	1/1	0.91	0.18	34,34,34,34	0
57	MG	1A	3834	1/1	0.91	0.10	31,31,31,31	0
57	MG	1A	4002	1/1	0.91	0.12	52,52,52,52	0
57	MG	2A	3145	1/1	0.91	0.09	51,51,51,51	0
57	MG	2A	3349	1/1	0.91	0.24	45,45,45,45	0
57	MG	2A	3717	1/1	0.91	0.09	45,45,45,45	0
57	MG	1A	3037	1/1	0.91	0.07	37,37,37,37	0
57	MG	2A	3720	1/1	0.91	0.08	39,39,39,39	0
57	MG	1a	1605	1/1	0.91	0.14	59,59,59,59	0
57	MG	1A	3238	1/1	0.91	0.18	42,42,42,42	0
57	MG	2A	3158	1/1	0.91	0.19	32,32,32,32	0
57	MG	1A	4011	1/1	0.91	0.09	40,40,40,40	0
57	MG	2A	3160	1/1	0.91	0.14	54,54,54,54	0
57	MG	1A	3308	1/1	0.91	0.07	29,29,29,29	0
57	MG	1A	3427	1/1	0.91	0.15	56,56,56,56	0
57	MG	2a	1757	1/1	0.91	0.23	60,60,60,60	0
57	MG	1A	3085	1/1	0.91	0.10	35,35,35,35	0
57	MG	2A	3371	1/1	0.91	0.10	47,47,47,47	0
57	MG	2A	3372	1/1	0.91	0.13	49,49,49,49	0
57	MG	1A	4022	1/1	0.91	0.10	43,43,43,43	0
57	MG	2a	1768	1/1	0.91	0.22	50,50,50,50	0
57	MG	1A	3245	1/1	0.91	0.11	40,40,40,40	0
57	MG	2A	3377	1/1	0.91	0.15	51,51,51,51	0
57	MG	2A	3378	1/1	0.91	0.14	46,46,46,46	0
57	MG	2A	3383	1/1	0.91	0.20	38,38,38,38	0
57	MG	1A	3361	1/1	0.91	0.09	45,45,45,45	0
57	MG	1a	1623	1/1	0.91	0.32	65,65,65,65	0
57	MG	2A	3755	1/1	0.91	0.11	37,37,37,37	0
57	MG	1A	4028	1/1	0.91	0.10	19,19,19,19	0
57	MG	1A	3362	1/1	0.91	0.29	56,56,56,56	0
57	MG	2A	3181	1/1	0.91	0.09	54,54,54,54	0
57	MG	2A	3406	1/1	0.91	0.28	55,55,55,55	0
57	MG	2A	3407	1/1	0.91	0.19	40,40,40,40	0

Continued on next page...

Continued from previous page...

Mol	Type	Chain	Res	Atoms	RSCC	RSR	B-factors(\AA^2)	Q<0.9
57	MG	1A	3555	1/1	0.91	0.16	53,53,53,53	0
57	MG	2A	3409	1/1	0.91	0.22	45,45,45,45	0
57	MG	2x	103	1/1	0.91	0.17	35,35,35,35	0
57	MG	1a	1635	1/1	0.91	0.08	48,48,48,48	0
57	MG	2A	3779	1/1	0.91	0.13	59,59,59,59	0
57	MG	2A	3780	1/1	0.91	0.10	54,54,54,54	0
57	MG	2A	3781	1/1	0.91	0.09	63,63,63,63	0
57	MG	2A	3183	1/1	0.92	0.12	47,47,47,47	0
57	MG	1A	4020	1/1	0.92	0.12	37,37,37,37	0
57	MG	2A	3342	1/1	0.92	0.19	66,66,66,66	0
57	MG	1a	1692	1/1	0.92	0.20	50,50,50,50	0
57	MG	1A	3352	1/1	0.92	0.10	50,50,50,50	0
57	MG	2A	3189	1/1	0.92	0.12	41,41,41,41	0
57	MG	1A	3387	1/1	0.92	0.13	46,46,46,46	0
57	MG	2A	3635	1/1	0.92	0.10	48,48,48,48	0
57	MG	1A	4026	1/1	0.92	0.09	31,31,31,31	0
57	MG	2G	201	1/1	0.92	0.12	52,52,52,52	0
57	MG	2A	3192	1/1	0.92	0.27	46,46,46,46	0
57	MG	2A	3356	1/1	0.92	0.08	52,52,52,52	0
57	MG	1A	3162	1/1	0.92	0.08	27,27,27,27	0
57	MG	2A	3359	1/1	0.92	0.19	52,52,52,52	0
57	MG	2A	3360	1/1	0.92	0.10	48,48,48,48	0
57	MG	1A	3897	1/1	0.92	0.11	11,11,11,11	0
57	MG	2A	3200	1/1	0.92	0.09	44,44,44,44	0
57	MG	1A	3250	1/1	0.92	0.24	40,40,40,40	0
57	MG	2V	201	1/1	0.92	0.13	57,57,57,57	0
57	MG	2W	201	1/1	0.92	0.32	42,42,42,42	0
57	MG	1a	1715	1/1	0.92	0.20	56,56,56,56	0
57	MG	2A	3654	1/1	0.92	0.08	41,41,41,41	0
57	MG	2A	3657	1/1	0.92	0.10	48,48,48,48	0
57	MG	1a	1716	1/1	0.92	0.18	58,58,58,58	0
57	MG	1A	3899	1/1	0.92	0.09	50,50,50,50	0
57	MG	2A	3209	1/1	0.92	0.32	36,36,36,36	0
57	MG	1a	1718	1/1	0.92	0.19	53,53,53,53	0
57	MG	1A	3605	1/1	0.92	0.09	8,8,8,8	0
57	MG	1A	3681	1/1	0.92	0.14	37,37,37,37	0
57	MG	1A	4035	1/1	0.92	0.11	38,38,38,38	0
57	MG	1A	3429	1/1	0.92	0.12	44,44,44,44	0
57	MG	1A	3479	1/1	0.92	0.47	31,31,31,31	0
57	MG	2A	3223	1/1	0.92	0.13	44,44,44,44	0
57	MG	1A	3258	1/1	0.92	0.07	35,35,35,35	0
57	MG	2A	3387	1/1	0.92	0.23	46,46,46,46	0

Continued on next page...

Continued from previous page...

Mol	Type	Chain	Res	Atoms	RSCC	RSR	B-factors(\AA^2)	Q<0.9
57	MG	2A	3675	1/1	0.92	0.12	39,39,39,39	0
57	MG	2A	3388	1/1	0.92	0.29	51,51,51,51	0
57	MG	2A	3678	1/1	0.92	0.09	68,68,68,68	0
57	MG	1a	1619	1/1	0.92	0.13	43,43,43,43	0
57	MG	2a	1616	1/1	0.92	0.19	46,46,46,46	0
57	MG	1A	3921	1/1	0.92	0.09	44,44,44,44	0
57	MG	1A	3183	1/1	0.92	0.17	30,30,30,30	0
57	MG	1B	204	1/1	0.92	0.19	50,50,50,50	0
57	MG	2A	3689	1/1	0.92	0.10	68,68,68,68	0
57	MG	1B	207	1/1	0.92	0.15	54,54,54,54	0
57	MG	1A	3395	1/1	0.92	0.13	42,42,42,42	0
57	MG	2A	3035	1/1	0.92	0.11	31,31,31,31	0
57	MG	2A	3039	1/1	0.92	0.11	52,52,52,52	0
57	MG	2a	1635	1/1	0.92	0.15	46,46,46,46	0
57	MG	2A	3410	1/1	0.92	0.09	42,42,42,42	0
57	MG	2A	3040	1/1	0.92	0.10	38,38,38,38	0
57	MG	2A	3242	1/1	0.92	0.11	39,39,39,39	0
57	MG	2A	3042	1/1	0.92	0.23	48,48,48,48	0
57	MG	2a	1643	1/1	0.92	0.29	58,58,58,58	0
57	MG	1A	3806	1/1	0.92	0.18	37,37,37,37	0
57	MG	1a	1736	1/1	0.92	0.10	48,48,48,48	0
57	MG	2a	1648	1/1	0.92	0.27	57,57,57,57	0
57	MG	2a	1650	1/1	0.92	0.16	47,47,47,47	0
57	MG	1A	3926	1/1	0.92	0.12	54,54,54,54	0
57	MG	2a	1653	1/1	0.92	0.32	49,49,49,49	0
57	MG	1A	3240	1/1	0.92	0.28	48,48,48,48	0
57	MG	2A	3435	1/1	0.92	0.07	45,45,45,45	0
57	MG	1A	3813	1/1	0.92	0.10	20,20,20,20	0
57	MG	2A	3254	1/1	0.92	0.13	64,64,64,64	0
57	MG	2A	3718	1/1	0.92	0.20	40,40,40,40	0
57	MG	2a	1665	1/1	0.92	0.17	53,53,53,53	0
57	MG	1a	1744	1/1	0.92	0.13	51,51,51,51	0
57	MG	2A	3061	1/1	0.92	0.11	62,62,62,62	0
57	MG	2A	3258	1/1	0.92	0.43	53,53,53,53	0
57	MG	1B	221	1/1	0.92	0.07	22,22,22,22	0
57	MG	1A	3495	1/1	0.92	0.22	44,44,44,44	0
57	MG	2A	3065	1/1	0.92	0.12	52,52,52,52	0
57	MG	1A	3728	1/1	0.92	0.11	32,32,32,32	0
57	MG	1A	3822	1/1	0.92	0.08	14,14,14,14	0
57	MG	1A	3338	1/1	0.92	0.09	37,37,37,37	0
57	MG	2A	3463	1/1	0.92	0.16	41,41,41,41	0
57	MG	1A	3638	1/1	0.92	0.11	11,11,11,11	0

Continued on next page...

Continued from previous page...

Mol	Type	Chain	Res	Atoms	RSCC	RSR	B-factors(\AA^2)	Q<0.9
57	MG	2A	3475	1/1	0.92	0.06	42,42,42,42	0
57	MG	1A	3565	1/1	0.92	0.16	33,33,33,33	0
57	MG	2A	3739	1/1	0.92	0.17	47,47,47,47	0
57	MG	2A	3740	1/1	0.92	0.18	61,61,61,61	0
57	MG	1A	3945	1/1	0.92	0.08	53,53,53,53	0
57	MG	2A	3093	1/1	0.92	0.18	57,57,57,57	0
57	MG	1A	3642	1/1	0.92	0.15	43,43,43,43	0
57	MG	1A	3738	1/1	0.92	0.07	15,15,15,15	0
57	MG	2A	3487	1/1	0.92	0.42	51,51,51,51	0
57	MG	1a	1655	1/1	0.92	0.25	55,55,55,55	0
57	MG	2A	3754	1/1	0.92	0.08	44,44,44,44	0
57	MG	1a	1765	1/1	0.92	0.10	56,56,56,56	0
57	MG	2A	3495	1/1	0.92	0.08	34,34,34,34	0
57	MG	2a	1702	1/1	0.92	0.16	36,36,36,36	0
57	MG	1A	3744	1/1	0.92	0.10	63,63,63,63	0
57	MG	1A	3745	1/1	0.92	0.07	30,30,30,30	0
57	MG	1A	3837	1/1	0.92	0.09	10,10,10,10	0
57	MG	2A	3501	1/1	0.92	0.09	53,53,53,53	0
57	MG	1A	3840	1/1	0.92	0.10	20,20,20,20	0
57	MG	1A	3841	1/1	0.92	0.11	36,36,36,36	0
57	MG	2A	3287	1/1	0.92	0.30	40,40,40,40	0
57	MG	2a	1717	1/1	0.92	0.17	49,49,49,49	0
57	MG	2A	3778	1/1	0.92	0.10	55,55,55,55	0
57	MG	2A	3289	1/1	0.92	0.10	51,51,51,51	0
57	MG	2A	3290	1/1	0.92	0.08	51,51,51,51	0
57	MG	1A	3746	1/1	0.92	0.09	27,27,27,27	0
57	MG	2A	3524	1/1	0.92	0.30	51,51,51,51	0
57	MG	1A	3567	1/1	0.92	0.10	24,24,24,24	0
57	MG	2A	3795	1/1	0.92	0.16	47,47,47,47	0
57	MG	1A	3850	1/1	0.92	0.09	33,33,33,33	0
57	MG	1a	1777	1/1	0.92	0.18	56,56,56,56	0
57	MG	2A	3533	1/1	0.92	0.08	26,26,26,26	0
57	MG	1A	3371	1/1	0.92	0.20	47,47,47,47	0
57	MG	1A	3348	1/1	0.92	0.15	45,45,45,45	0
57	MG	1A	3856	1/1	0.92	0.12	44,44,44,44	0
57	MG	2a	1740	1/1	0.92	0.10	50,50,50,50	0
57	MG	2A	3133	1/1	0.92	0.16	51,51,51,51	0
57	MG	2A	3808	1/1	0.92	0.10	28,28,28,28	0
57	MG	2A	3137	1/1	0.92	0.19	44,44,44,44	0
57	MG	1A	3987	1/1	0.92	0.08	49,49,49,49	0
57	MG	1A	3090	1/1	0.92	0.22	48,48,48,48	0
57	MG	1A	3991	1/1	0.92	0.06	34,34,34,34	0

Continued on next page...

Continued from previous page...

Mol	Type	Chain	Res	Atoms	RSCC	RSR	B-factors(\AA^2)	Q<0.9
57	MG	1A	3860	1/1	0.92	0.07	38,38,38,38	0
57	MG	1A	3995	1/1	0.92	0.07	23,23,23,23	0
57	MG	1a	1794	1/1	0.92	0.09	54,54,54,54	0
57	MG	1A	3659	1/1	0.92	0.09	26,26,26,26	0
57	MG	1a	1678	1/1	0.92	0.10	44,44,44,44	0
57	MG	1Q	203	1/1	0.92	0.15	49,49,49,49	0
57	MG	2A	3828	1/1	0.92	0.12	56,56,56,56	0
57	MG	2A	3579	1/1	0.92	0.11	31,31,31,31	0
57	MG	1A	3160	1/1	0.92	0.10	33,33,33,33	0
57	MG	2a	1766	1/1	0.92	0.17	52,52,52,52	0
57	MG	2A	3582	1/1	0.92	0.13	43,43,43,43	0
57	MG	2A	3583	1/1	0.92	0.25	58,58,58,58	0
57	MG	1A	3772	1/1	0.92	0.15	53,53,53,53	0
57	MG	1A	3780	1/1	0.92	0.12	34,34,34,34	0
57	MG	2d	301	1/1	0.92	0.23	49,49,49,49	0
57	MG	2A	3594	1/1	0.92	0.12	48,48,48,48	0
57	MG	2A	3168	1/1	0.92	0.11	40,40,40,40	0
57	MG	1A	3873	1/1	0.92	0.14	56,56,56,56	0
57	MG	2A	3846	1/1	0.92	0.17	56,56,56,56	0
57	MG	2A	3170	1/1	0.92	0.10	56,56,56,56	0
57	MG	2k	201	1/1	0.92	0.21	53,53,53,53	0
57	MG	2B	202	1/1	0.92	0.07	63,63,63,63	0
57	MG	2l	203	1/1	0.92	0.12	56,56,56,56	0
57	MG	1A	3416	1/1	0.92	0.14	51,51,51,51	0
57	MG	1A	3875	1/1	0.92	0.15	51,51,51,51	0
57	MG	2B	205	1/1	0.92	0.17	60,60,60,60	0
57	MG	2A	3601	1/1	0.92	0.16	52,52,52,52	0
57	MG	1A	3876	1/1	0.92	0.09	38,38,38,38	0
57	MG	1e	201	1/1	0.92	0.35	59,59,59,59	0
57	MG	1e	202	1/1	0.92	0.16	57,57,57,57	0
57	MG	2A	3334	1/1	0.92	0.11	50,50,50,50	0
57	MG	1A	3544	1/1	0.92	0.08	38,38,38,38	0
57	MG	10	106	1/1	0.92	0.09	55,55,55,55	0
57	MG	2A	3616	1/1	0.92	0.09	39,39,39,39	0
57	MG	2A	3809	1/1	0.93	0.11	43,43,43,43	0
57	MG	1A	3484	1/1	0.93	0.15	40,40,40,40	0
57	MG	2A	3231	1/1	0.93	0.08	52,52,52,52	0
57	MG	1A	4042	1/1	0.93	0.19	43,43,43,43	0
57	MG	1A	3600	1/1	0.93	0.09	43,43,43,43	0
57	MG	1A	4045	1/1	0.93	0.13	37,37,37,37	0
57	MG	2A	3237	1/1	0.93	0.17	45,45,45,45	0
57	MG	1A	3485	1/1	0.93	0.18	27,27,27,27	0

Continued on next page...

Continued from previous page...

Mol	Type	Chain	Res	Atoms	RSCC	RSR	B-factors(\AA^2)	Q<0.9
57	MG	1A	3889	1/1	0.93	0.12	17,17,17,17	0
57	MG	1A	3488	1/1	0.93	0.38	54,54,54,54	0
57	MG	1p	101	1/1	0.93	0.24	46,46,46,46	0
57	MG	1A	3756	1/1	0.93	0.11	11,11,11,11	0
57	MG	1A	3491	1/1	0.93	0.19	37,37,37,37	0
57	MG	1B	210	1/1	0.93	0.13	33,33,33,33	0
57	MG	1A	3415	1/1	0.93	0.23	37,37,37,37	0
57	MG	1x	103	1/1	0.93	0.28	43,43,43,43	0
57	MG	2A	3509	1/1	0.93	0.15	43,43,43,43	0
57	MG	2A	3838	1/1	0.93	0.14	57,57,57,57	0
57	MG	2A	3839	1/1	0.93	0.13	29,29,29,29	0
57	MG	2A	3510	1/1	0.93	0.12	51,51,51,51	0
57	MG	1a	1664	1/1	0.93	0.16	52,52,52,52	0
57	MG	2A	3513	1/1	0.93	0.06	39,39,39,39	0
57	MG	1A	3176	1/1	0.93	0.19	48,48,48,48	0
57	MG	1a	1666	1/1	0.93	0.23	50,50,50,50	0
57	MG	1A	3289	1/1	0.93	0.11	38,38,38,38	0
57	MG	1A	3768	1/1	0.93	0.07	32,32,32,32	0
57	MG	2A	3002	1/1	0.93	0.25	48,48,48,48	0
57	MG	1A	3016	1/1	0.93	0.20	37,37,37,37	0
57	MG	2A	3530	1/1	0.93	0.11	49,49,49,49	0
57	MG	2A	3262	1/1	0.93	0.09	63,63,63,63	0
57	MG	1A	3916	1/1	0.93	0.06	32,32,32,32	0
57	MG	2A	3264	1/1	0.93	0.07	66,66,66,66	0
57	MG	2A	3545	1/1	0.93	0.12	52,52,52,52	0
57	MG	2A	3546	1/1	0.93	0.08	37,37,37,37	0
57	MG	1A	3291	1/1	0.93	0.08	48,48,48,48	0
57	MG	1A	3778	1/1	0.93	0.08	16,16,16,16	0
57	MG	2A	3550	1/1	0.93	0.13	26,26,26,26	0
57	MG	1A	3615	1/1	0.93	0.10	36,36,36,36	0
57	MG	2A	3552	1/1	0.93	0.22	50,50,50,50	0
57	MG	1A	3499	1/1	0.93	0.09	48,48,48,48	0
57	MG	1A	3622	1/1	0.93	0.07	16,16,16,16	0
57	MG	2D	310	1/1	0.93	0.10	57,57,57,57	0
57	MG	1B	233	1/1	0.93	0.09	49,49,49,49	0
57	MG	2A	3273	1/1	0.93	0.14	48,48,48,48	0
57	MG	2A	3563	1/1	0.93	0.08	36,36,36,36	0
57	MG	1B	234	1/1	0.93	0.12	40,40,40,40	0
57	MG	2A	3566	1/1	0.93	0.12	36,36,36,36	0
57	MG	2F	303	1/1	0.93	0.08	46,46,46,46	0
57	MG	2F	304	1/1	0.93	0.08	40,40,40,40	0
57	MG	2A	3570	1/1	0.93	0.15	47,47,47,47	0

Continued on next page...

Continued from previous page...

Mol	Type	Chain	Res	Atoms	RSCC	RSR	B-factors(\AA^2)	Q<0.9
57	MG	2A	3276	1/1	0.93	0.09	44,44,44,44	0
57	MG	1A	3623	1/1	0.93	0.10	11,11,11,11	0
57	MG	1B	236	1/1	0.93	0.11	46,46,46,46	0
57	MG	2Q	202	1/1	0.93	0.16	33,33,33,33	0
57	MG	1A	3625	1/1	0.93	0.06	15,15,15,15	0
57	MG	2A	3577	1/1	0.93	0.18	45,45,45,45	0
57	MG	1D	302	1/1	0.93	0.11	32,32,32,32	0
57	MG	2A	3037	1/1	0.93	0.12	38,38,38,38	0
57	MG	2T	203	1/1	0.93	0.19	39,39,39,39	0
57	MG	2T	204	1/1	0.93	0.13	51,51,51,51	0
57	MG	2A	3283	1/1	0.93	0.13	43,43,43,43	0
57	MG	1D	303	1/1	0.93	0.17	33,33,33,33	0
57	MG	2V	203	1/1	0.93	0.20	46,46,46,46	0
57	MG	2A	3586	1/1	0.93	0.12	55,55,55,55	0
57	MG	1A	3507	1/1	0.93	0.20	50,50,50,50	0
57	MG	2A	3590	1/1	0.93	0.26	51,51,51,51	0
57	MG	1A	3786	1/1	0.93	0.17	46,46,46,46	0
57	MG	1D	312	1/1	0.93	0.12	36,36,36,36	0
57	MG	2I	101	1/1	0.93	0.43	41,41,41,41	0
57	MG	25	101	1/1	0.93	0.24	46,46,46,46	0
57	MG	2A	3045	1/1	0.93	0.14	48,48,48,48	0
57	MG	1A	3934	1/1	0.93	0.11	23,23,23,23	0
57	MG	1E	304	1/1	0.93	0.14	45,45,45,45	0
57	MG	2A	3293	1/1	0.93	0.20	46,46,46,46	0
57	MG	2A	3053	1/1	0.93	0.10	54,54,54,54	0
57	MG	1a	1690	1/1	0.93	0.20	49,49,49,49	0
57	MG	1A	3935	1/1	0.93	0.11	25,25,25,25	0
57	MG	1A	3138	1/1	0.93	0.10	41,41,41,41	0
57	MG	2A	3299	1/1	0.93	0.40	57,57,57,57	0
57	MG	2A	3606	1/1	0.93	0.11	38,38,38,38	0
57	MG	1A	3372	1/1	0.93	0.10	34,34,34,34	0
57	MG	1a	1697	1/1	0.93	0.19	56,56,56,56	0
57	MG	2A	3614	1/1	0.93	0.07	30,30,30,30	0
57	MG	1A	3435	1/1	0.93	0.10	49,49,49,49	0
57	MG	1A	3516	1/1	0.93	0.12	47,47,47,47	0
57	MG	2a	1614	1/1	0.93	0.21	48,48,48,48	0
57	MG	1A	3436	1/1	0.93	0.18	56,56,56,56	0
57	MG	1a	1705	1/1	0.93	0.11	50,50,50,50	0
57	MG	1a	1706	1/1	0.93	0.17	60,60,60,60	0
57	MG	2A	3627	1/1	0.93	0.11	27,27,27,27	0
57	MG	2a	1620	1/1	0.93	0.10	39,39,39,39	0
57	MG	1A	3796	1/1	0.93	0.09	34,34,34,34	0

Continued on next page...

Continued from previous page...

Mol	Type	Chain	Res	Atoms	RSCC	RSR	B-factors(\AA^2)	Q<0.9
57	MG	1a	1711	1/1	0.93	0.14	52,52,52,52	0
57	MG	1A	3056	1/1	0.93	0.31	47,47,47,47	0
57	MG	2a	1627	1/1	0.93	0.29	59,59,59,59	0
57	MG	1A	3952	1/1	0.93	0.13	54,54,54,54	0
57	MG	1A	3536	1/1	0.93	0.13	49,49,49,49	0
57	MG	2A	3097	1/1	0.93	0.23	55,55,55,55	0
57	MG	1A	3538	1/1	0.93	0.12	45,45,45,45	0
57	MG	1A	3654	1/1	0.93	0.09	11,11,11,11	0
57	MG	2A	3320	1/1	0.93	0.11	61,61,61,61	0
57	MG	1A	3808	1/1	0.93	0.16	42,42,42,42	0
57	MG	2A	3102	1/1	0.93	0.15	51,51,51,51	0
57	MG	1A	3097	1/1	0.93	0.16	25,25,25,25	0
57	MG	2A	3650	1/1	0.93	0.11	47,47,47,47	0
57	MG	2A	3325	1/1	0.93	0.11	54,54,54,54	0
57	MG	1O	204	1/1	0.93	0.08	58,58,58,58	0
57	MG	1a	1722	1/1	0.93	0.17	48,48,48,48	0
57	MG	2A	3109	1/1	0.93	0.30	61,61,61,61	0
57	MG	1O	205	1/1	0.93	0.06	28,28,28,28	0
57	MG	1A	3447	1/1	0.93	0.13	57,57,57,57	0
57	MG	1A	3547	1/1	0.93	0.24	50,50,50,50	0
57	MG	2a	1660	1/1	0.93	0.17	56,56,56,56	0
57	MG	1A	3820	1/1	0.93	0.10	43,43,43,43	0
57	MG	2A	3662	1/1	0.93	0.09	56,56,56,56	0
57	MG	1S	203	1/1	0.93	0.07	50,50,50,50	0
57	MG	1A	3978	1/1	0.93	0.10	43,43,43,43	0
57	MG	1A	3451	1/1	0.93	0.14	34,34,34,34	0
57	MG	1V	202	1/1	0.93	0.23	37,37,37,37	0
57	MG	2A	3340	1/1	0.93	0.13	61,61,61,61	0
57	MG	2A	3124	1/1	0.93	0.11	47,47,47,47	0
57	MG	1V	204	1/1	0.93	0.18	41,41,41,41	0
57	MG	1A	3300	1/1	0.93	0.24	29,29,29,29	0
57	MG	2A	3134	1/1	0.93	0.18	51,51,51,51	0
57	MG	2A	3673	1/1	0.93	0.17	50,50,50,50	0
57	MG	2A	3674	1/1	0.93	0.09	41,41,41,41	0
57	MG	1A	3669	1/1	0.93	0.08	43,43,43,43	0
57	MG	1A	3985	1/1	0.93	0.12	47,47,47,47	0
57	MG	2A	3351	1/1	0.93	0.27	54,54,54,54	0
57	MG	2A	3680	1/1	0.93	0.07	64,64,64,64	0
57	MG	2a	1683	1/1	0.93	0.17	54,54,54,54	0
57	MG	2A	3354	1/1	0.93	0.22	53,53,53,53	0
57	MG	1a	1740	1/1	0.93	0.13	32,32,32,32	0
57	MG	2A	3144	1/1	0.93	0.31	52,52,52,52	0

Continued on next page...

Continued from previous page...

Mol	Type	Chain	Res	Atoms	RSCC	RSR	B-factors(\AA^2)	Q<0.9
57	MG	2a	1689	1/1	0.93	0.21	58,58,58,58	0
57	MG	1A	3087	1/1	0.93	0.14	50,50,50,50	0
57	MG	2A	3688	1/1	0.93	0.14	39,39,39,39	0
57	MG	10	102	1/1	0.93	0.15	44,44,44,44	0
57	MG	2a	1694	1/1	0.93	0.23	50,50,50,50	0
57	MG	2A	3148	1/1	0.93	0.22	57,57,57,57	0
57	MG	1A	3303	1/1	0.93	0.14	40,40,40,40	0
57	MG	1A	3988	1/1	0.93	0.06	21,21,21,21	0
57	MG	2A	3363	1/1	0.93	0.11	55,55,55,55	0
57	MG	2A	3364	1/1	0.93	0.15	51,51,51,51	0
57	MG	1A	3989	1/1	0.93	0.10	31,31,31,31	0
57	MG	13	103	1/1	0.93	0.20	41,41,41,41	0
57	MG	2A	3367	1/1	0.93	0.22	51,51,51,51	0
57	MG	1a	1751	1/1	0.93	0.19	47,47,47,47	0
57	MG	15	106	1/1	0.93	0.15	31,31,31,31	0
57	MG	2A	3162	1/1	0.93	0.10	48,48,48,48	0
57	MG	1A	3455	1/1	0.93	0.15	43,43,43,43	0
57	MG	1a	1754	1/1	0.93	0.07	33,33,33,33	0
57	MG	17	101	1/1	0.93	0.09	29,29,29,29	0
57	MG	1a	1758	1/1	0.93	0.15	45,45,45,45	0
57	MG	1A	3249	1/1	0.93	0.16	38,38,38,38	0
57	MG	2a	1724	1/1	0.93	0.09	65,65,65,65	0
57	MG	1A	3833	1/1	0.93	0.11	23,23,23,23	0
57	MG	2A	3380	1/1	0.93	0.18	43,43,43,43	0
57	MG	2a	1728	1/1	0.93	0.12	44,44,44,44	0
57	MG	2A	3722	1/1	0.93	0.07	24,24,24,24	0
57	MG	19	101	1/1	0.93	0.14	46,46,46,46	0
57	MG	1A	3340	1/1	0.93	0.07	35,35,35,35	0
57	MG	1a	1603	1/1	0.93	0.15	45,45,45,45	0
57	MG	2A	3178	1/1	0.93	0.13	44,44,44,44	0
57	MG	1A	3996	1/1	0.93	0.13	34,34,34,34	0
57	MG	1A	3835	1/1	0.93	0.08	40,40,40,40	0
57	MG	1a	1608	1/1	0.93	0.09	55,55,55,55	0
57	MG	1A	3461	1/1	0.93	0.11	38,38,38,38	0
57	MG	1A	3682	1/1	0.93	0.08	32,32,32,32	0
57	MG	1a	1770	1/1	0.93	0.09	56,56,56,56	0
57	MG	1A	3689	1/1	0.93	0.07	35,35,35,35	0
57	MG	1A	3695	1/1	0.93	0.07	38,38,38,38	0
57	MG	1a	1615	1/1	0.93	0.12	63,63,63,63	0
57	MG	1A	3343	1/1	0.93	0.15	45,45,45,45	0
57	MG	2A	3413	1/1	0.93	0.10	52,52,52,52	0
57	MG	1A	3848	1/1	0.93	0.14	16,16,16,16	0

Continued on next page...

Continued from previous page...

Mol	Type	Chain	Res	Atoms	RSCC	RSR	B-factors(\AA^2)	Q<0.9
57	MG	2A	3747	1/1	0.93	0.12	58,58,58,58	0
57	MG	1A	4015	1/1	0.93	0.12	8,8,8,8	0
57	MG	1A	3699	1/1	0.93	0.07	34,34,34,34	0
57	MG	2A	3424	1/1	0.93	0.32	47,47,47,47	0
57	MG	2A	3425	1/1	0.93	0.12	37,37,37,37	0
57	MG	2A	3428	1/1	0.93	0.17	50,50,50,50	0
57	MG	1A	3345	1/1	0.93	0.09	36,36,36,36	0
57	MG	1A	3347	1/1	0.93	0.07	32,32,32,32	0
57	MG	1a	1627	1/1	0.93	0.14	43,43,43,43	0
57	MG	1A	3306	1/1	0.93	0.18	37,37,37,37	0
57	MG	2A	3437	1/1	0.93	0.15	45,45,45,45	0
57	MG	1A	3212	1/1	0.93	0.14	43,43,43,43	0
57	MG	2a	1771	1/1	0.93	0.17	63,63,63,63	0
57	MG	1A	3717	1/1	0.93	0.18	38,38,38,38	0
57	MG	1A	3569	1/1	0.93	0.11	20,20,20,20	0
57	MG	1A	3571	1/1	0.93	0.09	15,15,15,15	0
57	MG	2A	3213	1/1	0.93	0.09	28,28,28,28	0
57	MG	1A	3310	1/1	0.93	0.12	37,37,37,37	0
57	MG	1A	3110	1/1	0.93	0.32	32,32,32,32	0
57	MG	1A	3058	1/1	0.93	0.16	37,37,37,37	0
57	MG	2A	3788	1/1	0.93	0.08	35,35,35,35	0
57	MG	1A	3732	1/1	0.93	0.06	48,48,48,48	0
57	MG	2A	3793	1/1	0.93	0.17	38,38,38,38	0
57	MG	2A	3221	1/1	0.93	0.13	54,54,54,54	0
57	MG	2A	3461	1/1	0.93	0.16	50,50,50,50	0
57	MG	1A	3167	1/1	0.93	0.10	39,39,39,39	0
57	MG	1a	1644	1/1	0.93	0.09	53,53,53,53	0
57	MG	2A	3469	1/1	0.93	0.27	41,41,41,41	0
57	MG	2A	3472	1/1	0.93	0.13	54,54,54,54	0
57	MG	1A	3480	1/1	0.93	0.20	33,33,33,33	0
57	MG	1a	1646	1/1	0.93	0.12	50,50,50,50	0
57	MG	2A	3807	1/1	0.93	0.12	50,50,50,50	0
57	MG	1A	3412	1/1	0.93	0.10	49,49,49,49	0
57	MG	1A	3467	1/1	0.94	0.28	23,23,23,23	0
57	MG	2A	3457	1/1	0.94	0.16	41,41,41,41	0
57	MG	1A	3124	1/1	0.94	0.12	56,56,56,56	0
57	MG	1a	1786	1/1	0.94	0.10	42,42,42,42	0
57	MG	1a	1787	1/1	0.94	0.14	43,43,43,43	0
57	MG	1a	1788	1/1	0.94	0.10	48,48,48,48	0
57	MG	1A	3469	1/1	0.94	0.23	29,29,29,29	0
57	MG	2A	3465	1/1	0.94	0.12	40,40,40,40	0
57	MG	2A	3466	1/1	0.94	0.11	44,44,44,44	0

Continued on next page...

Continued from previous page...

Mol	Type	Chain	Res	Atoms	RSCC	RSR	B-factors(\AA^2)	Q<0.9
57	MG	2A	3467	1/1	0.94	0.11	44,44,44,44	0
57	MG	1a	1616	1/1	0.94	0.08	40,40,40,40	0
57	MG	2A	3470	1/1	0.94	0.14	45,45,45,45	0
57	MG	2A	3810	1/1	0.94	0.09	36,36,36,36	0
57	MG	2A	3471	1/1	0.94	0.10	52,52,52,52	0
57	MG	2A	3218	1/1	0.94	0.10	39,39,39,39	0
57	MG	1A	3795	1/1	0.94	0.08	32,32,32,32	0
57	MG	1A	3024	1/1	0.94	0.10	46,46,46,46	0
57	MG	1A	3800	1/1	0.94	0.08	50,50,50,50	0
57	MG	1A	3801	1/1	0.94	0.20	44,44,44,44	0
57	MG	2A	3482	1/1	0.94	0.17	38,38,38,38	0
57	MG	1A	3612	1/1	0.94	0.05	28,28,28,28	0
57	MG	1A	3998	1/1	0.94	0.07	41,41,41,41	0
57	MG	1a	1624	1/1	0.94	0.17	45,45,45,45	0
57	MG	1a	1626	1/1	0.94	0.15	42,42,42,42	0
57	MG	1A	3367	1/1	0.94	0.18	34,34,34,34	0
57	MG	1A	3473	1/1	0.94	0.09	36,36,36,36	0
57	MG	2A	3233	1/1	0.94	0.24	47,47,47,47	0
57	MG	1A	4004	1/1	0.94	0.08	31,31,31,31	0
57	MG	1d	301	1/1	0.94	0.23	35,35,35,35	0
57	MG	1A	3202	1/1	0.94	0.10	49,49,49,49	0
57	MG	1A	3369	1/1	0.94	0.11	41,41,41,41	0
57	MG	1A	3203	1/1	0.94	0.13	57,57,57,57	0
57	MG	2A	3241	1/1	0.94	0.13	46,46,46,46	0
57	MG	1A	3810	1/1	0.94	0.07	51,51,51,51	0
57	MG	2A	3508	1/1	0.94	0.16	55,55,55,55	0
57	MG	1A	3624	1/1	0.94	0.07	13,13,13,13	0
57	MG	1A	3477	1/1	0.94	0.26	39,39,39,39	0
57	MG	1A	3817	1/1	0.94	0.07	51,51,51,51	0
57	MG	2A	3249	1/1	0.94	0.22	49,49,49,49	0
57	MG	2A	3514	1/1	0.94	0.08	50,50,50,50	0
57	MG	1A	3298	1/1	0.94	0.09	51,51,51,51	0
57	MG	1A	3137	1/1	0.94	0.11	40,40,40,40	0
57	MG	2A	3522	1/1	0.94	0.06	25,25,25,25	0
57	MG	1A	3630	1/1	0.94	0.09	18,18,18,18	0
57	MG	2A	3525	1/1	0.94	0.15	44,44,44,44	0
57	MG	1A	3059	1/1	0.94	0.07	37,37,37,37	0
57	MG	1A	3302	1/1	0.94	0.19	30,30,30,30	0
57	MG	1A	3216	1/1	0.94	0.28	46,46,46,46	0
57	MG	1a	1650	1/1	0.94	0.12	51,51,51,51	0
57	MG	2A	3532	1/1	0.94	0.07	36,36,36,36	0
57	MG	1A	3221	1/1	0.94	0.14	43,43,43,43	0

Continued on next page...

Continued from previous page...

Mol	Type	Chain	Res	Atoms	RSCC	RSR	B-factors(\AA^2)	Q<0.9
57	MG	2D	306	1/1	0.94	0.32	40,40,40,40	0
57	MG	2A	3536	1/1	0.94	0.11	24,24,24,24	0
57	MG	1A	3489	1/1	0.94	0.24	42,42,42,42	0
57	MG	1A	3305	1/1	0.94	0.24	44,44,44,44	0
57	MG	1A	3390	1/1	0.94	0.13	34,34,34,34	0
57	MG	1A	3391	1/1	0.94	0.07	35,35,35,35	0
57	MG	2E	303	1/1	0.94	0.23	49,49,49,49	0
57	MG	1A	3139	1/1	0.94	0.09	27,27,27,27	0
57	MG	1A	3060	1/1	0.94	0.14	31,31,31,31	0
57	MG	2E	307	1/1	0.94	0.13	23,23,23,23	0
57	MG	1A	4039	1/1	0.94	0.14	35,35,35,35	0
57	MG	2A	3267	1/1	0.94	0.07	54,54,54,54	0
57	MG	2A	3010	1/1	0.94	0.14	36,36,36,36	0
57	MG	2F	306	1/1	0.94	0.13	34,34,34,34	0
57	MG	2A	3013	1/1	0.94	0.07	37,37,37,37	0
57	MG	2N	201	1/1	0.94	0.12	59,59,59,59	0
57	MG	2A	3270	1/1	0.94	0.25	57,57,57,57	0
57	MG	2P	201	1/1	0.94	0.21	47,47,47,47	0
57	MG	2A	3555	1/1	0.94	0.15	45,45,45,45	0
57	MG	2A	3016	1/1	0.94	0.31	56,56,56,56	0
57	MG	2A	3559	1/1	0.94	0.10	37,37,37,37	0
57	MG	1A	3152	1/1	0.94	0.07	27,27,27,27	0
57	MG	1a	1662	1/1	0.94	0.15	47,47,47,47	0
57	MG	2A	3274	1/1	0.94	0.28	53,53,53,53	0
57	MG	1A	3662	1/1	0.94	0.14	20,20,20,20	0
57	MG	1A	4043	1/1	0.94	0.11	36,36,36,36	0
57	MG	2A	3024	1/1	0.94	0.37	45,45,45,45	0
57	MG	2A	3025	1/1	0.94	0.14	36,36,36,36	0
57	MG	1A	3235	1/1	0.94	0.10	45,45,45,45	0
57	MG	1A	3664	1/1	0.94	0.09	19,19,19,19	0
57	MG	1A	3665	1/1	0.94	0.06	12,12,12,12	0
57	MG	1A	3158	1/1	0.94	0.17	38,38,38,38	0
57	MG	2A	3032	1/1	0.94	0.11	37,37,37,37	0
57	MG	1B	206	1/1	0.94	0.19	31,31,31,31	0
57	MG	1A	3851	1/1	0.94	0.10	32,32,32,32	0
57	MG	1A	3508	1/1	0.94	0.20	30,30,30,30	0
57	MG	2A	3288	1/1	0.94	0.07	43,43,43,43	0
57	MG	25	102	1/1	0.94	0.20	46,46,46,46	0
57	MG	2A	3589	1/1	0.94	0.10	55,55,55,55	0
57	MG	1A	3092	1/1	0.94	0.08	41,41,41,41	0
57	MG	2A	3591	1/1	0.94	0.20	49,49,49,49	0
57	MG	1A	3011	1/1	0.94	0.10	32,32,32,32	0

Continued on next page...

Continued from previous page...

Mol	Type	Chain	Res	Atoms	RSCC	RSR	B-factors(Å ²)	Q<0.9
57	MG	1A	3241	1/1	0.94	0.07	24,24,24,24	0
57	MG	2A	3043	1/1	0.94	0.12	41,41,41,41	0
57	MG	1A	3515	1/1	0.94	0.10	17,17,17,17	0
57	MG	1A	3863	1/1	0.94	0.16	42,42,42,42	0
57	MG	1A	3163	1/1	0.94	0.15	33,33,33,33	0
57	MG	2a	1605	1/1	0.94	0.23	44,44,44,44	0
57	MG	2A	3599	1/1	0.94	0.09	39,39,39,39	0
57	MG	2A	3050	1/1	0.94	0.08	39,39,39,39	0
57	MG	1A	3866	1/1	0.94	0.42	29,29,29,29	0
57	MG	1A	3869	1/1	0.94	0.11	13,13,13,13	0
57	MG	1A	3082	1/1	0.94	0.27	38,38,38,38	0
57	MG	1A	3531	1/1	0.94	0.22	37,37,37,37	0
57	MG	1A	3684	1/1	0.94	0.06	52,52,52,52	0
57	MG	2a	1615	1/1	0.94	0.11	44,44,44,44	0
57	MG	2A	3607	1/1	0.94	0.10	31,31,31,31	0
57	MG	2A	3059	1/1	0.94	0.07	43,43,43,43	0
57	MG	2A	3306	1/1	0.94	0.08	41,41,41,41	0
57	MG	2A	3308	1/1	0.94	0.18	42,42,42,42	0
57	MG	1B	230	1/1	0.94	0.09	35,35,35,35	0
57	MG	1A	3409	1/1	0.94	0.13	47,47,47,47	0
57	MG	1A	3533	1/1	0.94	0.30	30,30,30,30	0
57	MG	1A	3534	1/1	0.94	0.12	48,48,48,48	0
57	MG	1A	3165	1/1	0.94	0.15	35,35,35,35	0
57	MG	2a	1628	1/1	0.94	0.10	37,37,37,37	0
57	MG	2A	3621	1/1	0.94	0.12	25,25,25,25	0
57	MG	1A	3248	1/1	0.94	0.10	61,61,61,61	0
57	MG	2a	1633	1/1	0.94	0.10	55,55,55,55	0
57	MG	2A	3629	1/1	0.94	0.09	29,29,29,29	0
57	MG	2A	3084	1/1	0.94	0.07	46,46,46,46	0
57	MG	1A	3705	1/1	0.94	0.08	25,25,25,25	0
57	MG	2a	1639	1/1	0.94	0.28	56,56,56,56	0
57	MG	1A	3707	1/1	0.94	0.07	10,10,10,10	0
57	MG	1A	3543	1/1	0.94	0.07	53,53,53,53	0
57	MG	1A	3083	1/1	0.94	0.08	41,41,41,41	0
57	MG	2A	3089	1/1	0.94	0.21	32,32,32,32	0
57	MG	2A	3092	1/1	0.94	0.07	28,28,28,28	0
57	MG	2a	1647	1/1	0.94	0.17	38,38,38,38	0
57	MG	1A	3896	1/1	0.94	0.07	42,42,42,42	0
57	MG	1A	3108	1/1	0.94	0.09	34,34,34,34	0
57	MG	2A	3646	1/1	0.94	0.09	51,51,51,51	0
57	MG	2A	3326	1/1	0.94	0.07	49,49,49,49	0
57	MG	1A	3715	1/1	0.94	0.08	18,18,18,18	0

Continued on next page...

Continued from previous page...

Mol	Type	Chain	Res	Atoms	RSCC	RSR	B-factors(\AA^2)	Q<0.9
57	MG	2a	1656	1/1	0.94	0.24	39,39,39,39	0
57	MG	1a	1703	1/1	0.94	0.09	53,53,53,53	0
57	MG	1A	3716	1/1	0.94	0.10	41,41,41,41	0
57	MG	1A	3424	1/1	0.94	0.08	67,67,67,67	0
57	MG	1a	1708	1/1	0.94	0.19	54,54,54,54	0
57	MG	1A	3329	1/1	0.94	0.23	35,35,35,35	0
57	MG	1A	3251	1/1	0.94	0.21	51,51,51,51	0
57	MG	2A	3655	1/1	0.94	0.10	55,55,55,55	0
57	MG	2a	1667	1/1	0.94	0.09	60,60,60,60	0
57	MG	1E	311	1/1	0.94	0.15	51,51,51,51	0
57	MG	1A	3909	1/1	0.94	0.05	25,25,25,25	0
57	MG	2A	3110	1/1	0.94	0.21	48,48,48,48	0
57	MG	1A	3912	1/1	0.94	0.08	41,41,41,41	0
57	MG	2A	3112	1/1	0.94	0.14	40,40,40,40	0
57	MG	1A	3726	1/1	0.94	0.07	10,10,10,10	0
57	MG	1A	3255	1/1	0.94	0.11	31,31,31,31	0
57	MG	1G	201	1/1	0.94	0.10	33,33,33,33	0
57	MG	1A	3917	1/1	0.94	0.11	46,46,46,46	0
57	MG	1A	3048	1/1	0.94	0.10	21,21,21,21	0
57	MG	1A	3730	1/1	0.94	0.08	22,22,22,22	0
57	MG	2a	1680	1/1	0.94	0.15	50,50,50,50	0
57	MG	1A	3430	1/1	0.94	0.28	49,49,49,49	0
57	MG	2A	3352	1/1	0.94	0.20	42,42,42,42	0
57	MG	1I	201	1/1	0.94	0.13	60,60,60,60	0
57	MG	1A	3431	1/1	0.94	0.16	45,45,45,45	0
57	MG	2a	1685	1/1	0.94	0.18	41,41,41,41	0
57	MG	1A	3434	1/1	0.94	0.12	28,28,28,28	0
57	MG	2a	1687	1/1	0.94	0.16	57,57,57,57	0
57	MG	1A	3735	1/1	0.94	0.09	34,34,34,34	0
57	MG	1A	3265	1/1	0.94	0.20	23,23,23,23	0
57	MG	1A	3557	1/1	0.94	0.11	45,45,45,45	0
57	MG	1A	3932	1/1	0.94	0.14	37,37,37,37	0
57	MG	2A	3142	1/1	0.94	0.06	28,28,28,28	0
57	MG	2A	3143	1/1	0.94	0.17	54,54,54,54	0
57	MG	1A	3341	1/1	0.94	0.23	45,45,45,45	0
57	MG	1A	3438	1/1	0.94	0.20	40,40,40,40	0
57	MG	1a	1735	1/1	0.94	0.12	51,51,51,51	0
57	MG	1R	206	1/1	0.94	0.13	26,26,26,26	0
57	MG	1A	3270	1/1	0.94	0.12	35,35,35,35	0
57	MG	2A	3155	1/1	0.94	0.14	40,40,40,40	0
57	MG	2a	1704	1/1	0.94	0.22	50,50,50,50	0
57	MG	1S	202	1/1	0.94	0.10	47,47,47,47	0

Continued on next page...

Continued from previous page...

Mol	Type	Chain	Res	Atoms	RSCC	RSR	B-factors(\AA^2)	Q<0.9
57	MG	1A	3564	1/1	0.94	0.10	33,33,33,33	0
57	MG	1A	3754	1/1	0.94	0.09	16,16,16,16	0
57	MG	2A	3373	1/1	0.94	0.07	43,43,43,43	0
57	MG	2A	3374	1/1	0.94	0.21	56,56,56,56	0
57	MG	1A	3344	1/1	0.94	0.19	43,43,43,43	0
57	MG	2A	3705	1/1	0.94	0.14	44,44,44,44	0
57	MG	2A	3706	1/1	0.94	0.11	22,22,22,22	0
57	MG	1A	3444	1/1	0.94	0.11	34,34,34,34	0
57	MG	1A	3445	1/1	0.94	0.14	40,40,40,40	0
57	MG	2a	1723	1/1	0.94	0.14	47,47,47,47	0
57	MG	1W	202	1/1	0.94	0.16	38,38,38,38	0
57	MG	2A	3712	1/1	0.94	0.09	43,43,43,43	0
57	MG	1A	3271	1/1	0.94	0.18	39,39,39,39	0
57	MG	2A	3382	1/1	0.94	0.20	31,31,31,31	0
57	MG	1X	101	1/1	0.94	0.35	32,32,32,32	0
57	MG	1A	3766	1/1	0.94	0.33	22,22,22,22	0
57	MG	2A	3386	1/1	0.94	0.15	44,44,44,44	0
57	MG	1A	3177	1/1	0.94	0.17	38,38,38,38	0
57	MG	1A	3276	1/1	0.94	0.09	38,38,38,38	0
57	MG	2A	3390	1/1	0.94	0.17	24,24,24,24	0
57	MG	1Z	302	1/1	0.94	0.14	44,44,44,44	0
57	MG	1A	3956	1/1	0.94	0.10	18,18,18,18	0
57	MG	2A	3399	1/1	0.94	0.29	54,54,54,54	0
57	MG	10	105	1/1	0.94	0.30	57,57,57,57	0
57	MG	2A	3401	1/1	0.94	0.18	46,46,46,46	0
57	MG	1A	3769	1/1	0.94	0.10	32,32,32,32	0
57	MG	1A	3577	1/1	0.94	0.10	46,46,46,46	0
57	MG	1A	3966	1/1	0.94	0.15	55,55,55,55	0
57	MG	1a	1764	1/1	0.94	0.12	57,57,57,57	0
57	MG	2A	3735	1/1	0.94	0.08	49,49,49,49	0
57	MG	1A	3178	1/1	0.94	0.08	45,45,45,45	0
57	MG	2A	3184	1/1	0.94	0.11	43,43,43,43	0
57	MG	13	104	1/1	0.94	0.09	44,44,44,44	0
57	MG	1A	3775	1/1	0.94	0.43	22,22,22,22	0
57	MG	2A	3741	1/1	0.94	0.10	51,51,51,51	0
57	MG	2A	3743	1/1	0.94	0.10	33,33,33,33	0
57	MG	2A	3415	1/1	0.94	0.09	42,42,42,42	0
57	MG	2a	1761	1/1	0.94	0.12	64,64,64,64	0
57	MG	2a	1762	1/1	0.94	0.14	67,67,67,67	0
57	MG	2A	3416	1/1	0.94	0.30	51,51,51,51	0
57	MG	2A	3187	1/1	0.94	0.17	47,47,47,47	0
57	MG	1A	3584	1/1	0.94	0.09	24,24,24,24	0

Continued on next page...

Continued from previous page...

Mol	Type	Chain	Res	Atoms	RSCC	RSR	B-factors(\AA^2)	Q<0.9
57	MG	1A	3971	1/1	0.94	0.09	62,62,62,62	0
57	MG	2A	3423	1/1	0.94	0.14	44,44,44,44	0
57	MG	2A	3751	1/1	0.94	0.13	51,51,51,51	0
57	MG	1A	3281	1/1	0.94	0.29	46,46,46,46	0
57	MG	1A	3974	1/1	0.94	0.13	48,48,48,48	0
57	MG	2A	3427	1/1	0.94	0.24	32,32,32,32	0
57	MG	2A	3757	1/1	0.94	0.08	51,51,51,51	0
57	MG	1A	3086	1/1	0.94	0.18	39,39,39,39	0
57	MG	2A	3760	1/1	0.94	0.11	51,51,51,51	0
57	MG	2A	3193	1/1	0.94	0.15	48,48,48,48	0
57	MG	2A	3195	1/1	0.94	0.14	47,47,47,47	0
57	MG	2A	3196	1/1	0.94	0.07	40,40,40,40	0
57	MG	1A	3457	1/1	0.94	0.13	45,45,45,45	0
57	MG	2A	3768	1/1	0.94	0.08	70,70,70,70	0
57	MG	1A	3595	1/1	0.94	0.09	22,22,22,22	0
57	MG	2A	3438	1/1	0.94	0.22	34,34,34,34	0
57	MG	2t	202	1/1	0.94	0.16	55,55,55,55	0
57	MG	2A	3440	1/1	0.94	0.09	44,44,44,44	0
57	MG	1A	3355	1/1	0.94	0.22	38,38,38,38	0
57	MG	1A	3287	1/1	0.94	0.17	40,40,40,40	0
57	MG	2A	3203	1/1	0.94	0.06	45,45,45,45	0
57	MG	1A	3181	1/1	0.94	0.10	44,44,44,44	0
57	MG	1A	3360	1/1	0.94	0.07	43,43,43,43	0
57	MG	1A	3114	1/1	0.94	0.10	31,31,31,31	0
57	MG	2A	3207	1/1	0.94	0.09	46,46,46,46	0
57	MG	1A	3963	1/1	0.95	0.05	19,19,19,19	0
57	MG	2A	3058	1/1	0.95	0.13	43,43,43,43	0
57	MG	1A	3964	1/1	0.95	0.07	34,34,34,34	0
57	MG	2A	3060	1/1	0.95	0.06	39,39,39,39	0
57	MG	1A	3814	1/1	0.95	0.10	43,43,43,43	0
57	MG	2A	3531	1/1	0.95	0.15	45,45,45,45	0
57	MG	1A	3967	1/1	0.95	0.07	40,40,40,40	0
57	MG	1A	3159	1/1	0.95	0.15	56,56,56,56	0
57	MG	2A	3534	1/1	0.95	0.08	48,48,48,48	0
57	MG	2A	3834	1/1	0.95	0.14	44,44,44,44	0
57	MG	1A	3816	1/1	0.95	0.11	45,45,45,45	0
57	MG	2A	3836	1/1	0.95	0.11	56,56,56,56	0
57	MG	2A	3066	1/1	0.95	0.17	41,41,41,41	0
57	MG	1a	1712	1/1	0.95	0.13	44,44,44,44	0
57	MG	2A	3541	1/1	0.95	0.14	38,38,38,38	0
57	MG	2A	3072	1/1	0.95	0.07	48,48,48,48	0
57	MG	1A	3686	1/1	0.95	0.14	48,48,48,48	0

Continued on next page...

Continued from previous page...

Mol	Type	Chain	Res	Atoms	RSCC	RSR	B-factors(\AA^2)	Q<0.9
57	MG	2A	3547	1/1	0.95	0.11	20,20,20,20	0
57	MG	2A	3079	1/1	0.95	0.17	48,48,48,48	0
57	MG	2A	3080	1/1	0.95	0.14	39,39,39,39	0
57	MG	2A	3081	1/1	0.95	0.08	49,49,49,49	0
57	MG	1A	3278	1/1	0.95	0.09	32,32,32,32	0
57	MG	1A	3033	1/1	0.95	0.18	24,24,24,24	0
57	MG	1Q	207	1/1	0.95	0.10	31,31,31,31	0
57	MG	1R	202	1/1	0.95	0.11	42,42,42,42	0
57	MG	1A	3319	1/1	0.95	0.15	51,51,51,51	0
57	MG	1A	3579	1/1	0.95	0.09	27,27,27,27	0
57	MG	1A	3977	1/1	0.95	0.06	39,39,39,39	0
57	MG	1A	3700	1/1	0.95	0.08	43,43,43,43	0
57	MG	2A	3561	1/1	0.95	0.08	41,41,41,41	0
57	MG	2A	3562	1/1	0.95	0.19	52,52,52,52	0
57	MG	2B	213	1/1	0.95	0.21	53,53,53,53	0
57	MG	1A	3701	1/1	0.95	0.07	36,36,36,36	0
57	MG	2A	3307	1/1	0.95	0.10	52,52,52,52	0
57	MG	2A	3565	1/1	0.95	0.11	37,37,37,37	0
57	MG	1A	3282	1/1	0.95	0.18	17,17,17,17	0
57	MG	1a	1726	1/1	0.95	0.28	61,61,61,61	0
57	MG	2D	307	1/1	0.95	0.12	41,41,41,41	0
57	MG	1U	210	1/1	0.95	0.17	34,34,34,34	0
57	MG	1A	3828	1/1	0.95	0.16	27,27,27,27	0
57	MG	2A	3573	1/1	0.95	0.10	14,14,14,14	0
57	MG	1A	3161	1/1	0.95	0.14	36,36,36,36	0
57	MG	1A	3832	1/1	0.95	0.23	22,22,22,22	0
57	MG	2A	3576	1/1	0.95	0.11	52,52,52,52	0
57	MG	1W	203	1/1	0.95	0.16	31,31,31,31	0
57	MG	1W	207	1/1	0.95	0.11	26,26,26,26	0
57	MG	1A	3706	1/1	0.95	0.07	31,31,31,31	0
57	MG	1A	3587	1/1	0.95	0.06	24,24,24,24	0
57	MG	1A	3589	1/1	0.95	0.10	42,42,42,42	0
57	MG	1A	3709	1/1	0.95	0.14	42,42,42,42	0
57	MG	2F	305	1/1	0.95	0.16	56,56,56,56	0
57	MG	2A	3587	1/1	0.95	0.18	48,48,48,48	0
57	MG	1A	3129	1/1	0.95	0.17	23,23,23,23	0
57	MG	1A	3992	1/1	0.95	0.08	25,25,25,25	0
57	MG	2A	3117	1/1	0.95	0.10	44,44,44,44	0
57	MG	1A	3376	1/1	0.95	0.13	37,37,37,37	0
57	MG	10	103	1/1	0.95	0.08	42,42,42,42	0
57	MG	1A	3437	1/1	0.95	0.14	36,36,36,36	0
57	MG	2Q	201	1/1	0.95	0.17	43,43,43,43	0

Continued on next page...

Continued from previous page...

Mol	Type	Chain	Res	Atoms	RSCC	RSR	B-factors(\AA^2)	Q<0.9
57	MG	2A	3328	1/1	0.95	0.15	48,48,48,48	0
57	MG	2Q	203	1/1	0.95	0.09	52,52,52,52	0
57	MG	1A	3845	1/1	0.95	0.05	12,12,12,12	0
57	MG	1A	3131	1/1	0.95	0.17	20,20,20,20	0
57	MG	11	104	1/1	0.95	0.08	34,34,34,34	0
57	MG	2A	3125	1/1	0.95	0.10	37,37,37,37	0
57	MG	2A	3127	1/1	0.95	0.11	35,35,35,35	0
57	MG	2A	3129	1/1	0.95	0.18	52,52,52,52	0
57	MG	2A	3335	1/1	0.95	0.12	53,53,53,53	0
57	MG	1A	3502	1/1	0.95	0.14	32,32,32,32	0
57	MG	2V	202	1/1	0.95	0.21	48,48,48,48	0
57	MG	1A	3719	1/1	0.95	0.09	7,7,7,7	0
57	MG	1A	3440	1/1	0.95	0.14	47,47,47,47	0
57	MG	15	105	1/1	0.95	0.12	20,20,20,20	0
57	MG	2A	3608	1/1	0.95	0.10	27,27,27,27	0
57	MG	2Y	201	1/1	0.95	0.08	53,53,53,53	0
57	MG	1A	4003	1/1	0.95	0.08	43,43,43,43	0
57	MG	2A	3341	1/1	0.95	0.19	38,38,38,38	0
57	MG	1A	3378	1/1	0.95	0.19	44,44,44,44	0
57	MG	23	101	1/1	0.95	0.10	48,48,48,48	0
57	MG	1A	4005	1/1	0.95	0.10	70,70,70,70	0
57	MG	1A	3723	1/1	0.95	0.11	33,33,33,33	0
57	MG	2A	3345	1/1	0.95	0.07	36,36,36,36	0
57	MG	2A	3346	1/1	0.95	0.29	51,51,51,51	0
57	MG	1A	3043	1/1	0.95	0.07	19,19,19,19	0
57	MG	2A	3620	1/1	0.95	0.09	44,44,44,44	0
57	MG	27	101	1/1	0.95	0.13	35,35,35,35	0
57	MG	18	103	1/1	0.95	0.10	35,35,35,35	0
57	MG	28	102	1/1	0.95	0.12	38,38,38,38	0
57	MG	2A	3625	1/1	0.95	0.15	29,29,29,29	0
57	MG	2A	3146	1/1	0.95	0.09	45,45,45,45	0
57	MG	1A	4008	1/1	0.95	0.07	27,27,27,27	0
57	MG	1A	3206	1/1	0.95	0.33	27,27,27,27	0
57	MG	2A	3353	1/1	0.95	0.23	46,46,46,46	0
57	MG	1A	3076	1/1	0.95	0.10	32,32,32,32	0
57	MG	2a	1607	1/1	0.95	0.22	39,39,39,39	0
57	MG	1A	3513	1/1	0.95	0.18	21,21,21,21	0
57	MG	2A	3156	1/1	0.95	0.27	57,57,57,57	0
57	MG	1A	3330	1/1	0.95	0.09	51,51,51,51	0
57	MG	1a	1607	1/1	0.95	0.16	45,45,45,45	0
57	MG	2a	1612	1/1	0.95	0.18	56,56,56,56	0
57	MG	1A	3448	1/1	0.95	0.16	36,36,36,36	0

Continued on next page...

Continued from previous page...

Mol	Type	Chain	Res	Atoms	RSCC	RSR	B-factors(\AA^2)	Q<0.9
57	MG	1a	1609	1/1	0.95	0.15	27,27,27,27	0
57	MG	1A	4019	1/1	0.95	0.08	39,39,39,39	0
57	MG	1A	3521	1/1	0.95	0.07	37,37,37,37	0
57	MG	2A	3163	1/1	0.95	0.18	50,50,50,50	0
57	MG	1A	3527	1/1	0.95	0.17	60,60,60,60	0
57	MG	1A	4023	1/1	0.95	0.08	24,24,24,24	0
57	MG	1a	1775	1/1	0.95	0.11	57,57,57,57	0
57	MG	1a	1776	1/1	0.95	0.17	43,43,43,43	0
57	MG	2a	1623	1/1	0.95	0.29	43,43,43,43	0
57	MG	1A	3388	1/1	0.95	0.12	45,45,45,45	0
57	MG	1A	3334	1/1	0.95	0.06	34,34,34,34	0
57	MG	2a	1626	1/1	0.95	0.30	52,52,52,52	0
57	MG	1A	3743	1/1	0.95	0.07	16,16,16,16	0
57	MG	1A	3621	1/1	0.95	0.12	37,37,37,37	0
57	MG	2a	1629	1/1	0.95	0.18	47,47,47,47	0
57	MG	1A	3211	1/1	0.95	0.27	31,31,31,31	0
57	MG	1a	1782	1/1	0.95	0.08	37,37,37,37	0
57	MG	1A	3105	1/1	0.95	0.18	25,25,25,25	0
57	MG	2A	3661	1/1	0.95	0.07	47,47,47,47	0
57	MG	1A	3747	1/1	0.95	0.07	34,34,34,34	0
57	MG	1a	1785	1/1	0.95	0.13	44,44,44,44	0
57	MG	1A	3295	1/1	0.95	0.12	37,37,37,37	0
57	MG	1A	3535	1/1	0.95	0.17	52,52,52,52	0
57	MG	2A	3381	1/1	0.95	0.16	34,34,34,34	0
57	MG	1A	3296	1/1	0.95	0.08	34,34,34,34	0
57	MG	1a	1789	1/1	0.95	0.06	60,60,60,60	0
57	MG	1A	3888	1/1	0.95	0.14	42,42,42,42	0
57	MG	1A	4038	1/1	0.95	0.14	64,64,64,64	0
57	MG	1A	3757	1/1	0.95	0.09	11,11,11,11	0
57	MG	1A	3627	1/1	0.95	0.08	31,31,31,31	0
57	MG	1A	3894	1/1	0.95	0.09	49,49,49,49	0
57	MG	2A	3393	1/1	0.95	0.30	47,47,47,47	0
57	MG	2A	3676	1/1	0.95	0.14	45,45,45,45	0
57	MG	1a	1797	1/1	0.95	0.10	44,44,44,44	0
57	MG	2a	1657	1/1	0.95	0.24	45,45,45,45	0
57	MG	2A	3397	1/1	0.95	0.24	54,54,54,54	0
57	MG	1A	3537	1/1	0.95	0.18	32,32,32,32	0
57	MG	2A	3194	1/1	0.95	0.13	48,48,48,48	0
57	MG	2A	3682	1/1	0.95	0.12	40,40,40,40	0
57	MG	1A	3077	1/1	0.95	0.15	31,31,31,31	0
57	MG	1a	1800	1/1	0.95	0.06	44,44,44,44	0
57	MG	1A	3539	1/1	0.95	0.14	45,45,45,45	0

Continued on next page...

Continued from previous page...

Mol	Type	Chain	Res	Atoms	RSCC	RSR	B-factors(\AA^2)	Q<0.9
57	MG	2A	3198	1/1	0.95	0.10	54,54,54,54	0
57	MG	1a	1639	1/1	0.95	0.34	56,56,56,56	0
57	MG	1A	4047	1/1	0.95	0.07	45,45,45,45	0
57	MG	1B	201	1/1	0.95	0.15	39,39,39,39	0
57	MG	1A	3542	1/1	0.95	0.07	34,34,34,34	0
57	MG	1A	3900	1/1	0.95	0.14	35,35,35,35	0
57	MG	2A	3696	1/1	0.95	0.10	23,23,23,23	0
57	MG	1A	3342	1/1	0.95	0.16	49,49,49,49	0
57	MG	1A	3175	1/1	0.95	0.12	30,30,30,30	0
57	MG	2A	3700	1/1	0.95	0.21	52,52,52,52	0
57	MG	1A	3905	1/1	0.95	0.09	47,47,47,47	0
57	MG	2A	3703	1/1	0.95	0.08	51,51,51,51	0
57	MG	1A	3907	1/1	0.95	0.08	43,43,43,43	0
57	MG	2A	3419	1/1	0.95	0.25	53,53,53,53	0
57	MG	1A	3644	1/1	0.95	0.05	19,19,19,19	0
57	MG	2A	3421	1/1	0.95	0.27	40,40,40,40	0
57	MG	1A	3143	1/1	0.95	0.20	41,41,41,41	0
57	MG	1A	3051	1/1	0.95	0.16	33,33,33,33	0
57	MG	1A	3649	1/1	0.95	0.12	36,36,36,36	0
57	MG	1A	3652	1/1	0.95	0.08	12,12,12,12	0
57	MG	2A	3714	1/1	0.95	0.16	51,51,51,51	0
57	MG	1A	3266	1/1	0.95	0.26	29,29,29,29	0
57	MG	1A	3268	1/1	0.95	0.10	33,33,33,33	0
57	MG	1A	3655	1/1	0.95	0.05	12,12,12,12	0
57	MG	2A	3220	1/1	0.95	0.14	44,44,44,44	0
57	MG	1A	3922	1/1	0.95	0.09	52,52,52,52	0
57	MG	2A	3222	1/1	0.95	0.12	55,55,55,55	0
57	MG	1B	226	1/1	0.95	0.06	43,43,43,43	0
57	MG	2a	1698	1/1	0.95	0.18	49,49,49,49	0
57	MG	2a	1699	1/1	0.95	0.14	44,44,44,44	0
57	MG	1A	3053	1/1	0.95	0.13	30,30,30,30	0
57	MG	1B	228	1/1	0.95	0.10	56,56,56,56	0
57	MG	1x	106	1/1	0.95	0.10	21,21,21,21	0
57	MG	1B	229	1/1	0.95	0.05	33,33,33,33	0
57	MG	2A	3445	1/1	0.95	0.17	50,50,50,50	0
57	MG	2A	3228	1/1	0.95	0.23	44,44,44,44	0
57	MG	2A	3730	1/1	0.95	0.10	28,28,28,28	0
57	MG	2A	3731	1/1	0.95	0.14	41,41,41,41	0
57	MG	2A	3447	1/1	0.95	0.10	39,39,39,39	0
57	MG	1A	3234	1/1	0.95	0.14	43,43,43,43	0
57	MG	1A	3272	1/1	0.95	0.12	38,38,38,38	0
57	MG	1A	3414	1/1	0.95	0.09	34,34,34,34	0

Continued on next page...

Continued from previous page...

Mol	Type	Chain	Res	Atoms	RSCC	RSR	B-factors(\AA^2)	Q<0.9
57	MG	2A	3003	1/1	0.95	0.21	42,42,42,42	0
57	MG	2a	1719	1/1	0.95	0.09	41,41,41,41	0
57	MG	2A	3005	1/1	0.95	0.24	52,52,52,52	0
57	MG	2A	3235	1/1	0.95	0.07	38,38,38,38	0
57	MG	1A	3273	1/1	0.95	0.14	38,38,38,38	0
57	MG	1A	3929	1/1	0.95	0.06	27,27,27,27	0
57	MG	2A	3238	1/1	0.95	0.23	43,43,43,43	0
57	MG	1A	3311	1/1	0.95	0.09	41,41,41,41	0
57	MG	1A	3792	1/1	0.95	0.06	29,29,29,29	0
57	MG	2A	3464	1/1	0.95	0.13	34,34,34,34	0
57	MG	1a	1672	1/1	0.95	0.20	47,47,47,47	0
57	MG	1A	3094	1/1	0.95	0.09	31,31,31,31	0
57	MG	1B	238	1/1	0.95	0.06	23,23,23,23	0
57	MG	1A	3418	1/1	0.95	0.13	41,41,41,41	0
57	MG	2A	3020	1/1	0.95	0.06	20,20,20,20	0
57	MG	2A	3248	1/1	0.95	0.17	60,60,60,60	0
57	MG	1A	3560	1/1	0.95	0.16	45,45,45,45	0
57	MG	2A	3756	1/1	0.95	0.11	46,46,46,46	0
57	MG	1A	3478	1/1	0.95	0.10	27,27,27,27	0
57	MG	2A	3251	1/1	0.95	0.13	55,55,55,55	0
57	MG	1A	3799	1/1	0.95	0.08	43,43,43,43	0
57	MG	1A	3421	1/1	0.95	0.14	37,37,37,37	0
57	MG	2A	3762	1/1	0.95	0.12	42,42,42,42	0
57	MG	2A	3026	1/1	0.95	0.13	37,37,37,37	0
57	MG	1A	3941	1/1	0.95	0.07	37,37,37,37	0
57	MG	2A	3766	1/1	0.95	0.07	55,55,55,55	0
57	MG	1A	3673	1/1	0.95	0.13	40,40,40,40	0
57	MG	2a	1752	1/1	0.95	0.19	53,53,53,53	0
57	MG	1A	3943	1/1	0.95	0.06	34,34,34,34	0
57	MG	2A	3770	1/1	0.95	0.13	43,43,43,43	0
57	MG	1E	307	1/1	0.95	0.11	35,35,35,35	0
57	MG	1A	3423	1/1	0.95	0.21	47,47,47,47	0
57	MG	1a	1685	1/1	0.95	0.26	48,48,48,48	0
57	MG	2a	1760	1/1	0.95	0.13	47,47,47,47	0
57	MG	2A	3777	1/1	0.95	0.09	39,39,39,39	0
57	MG	1A	3314	1/1	0.95	0.12	40,40,40,40	0
57	MG	1F	301	1/1	0.95	0.15	26,26,26,26	0
57	MG	2a	1765	1/1	0.95	0.17	41,41,41,41	0
57	MG	2A	3497	1/1	0.95	0.10	39,39,39,39	0
57	MG	2A	3038	1/1	0.95	0.17	25,25,25,25	0
57	MG	2A	3784	1/1	0.95	0.07	50,50,50,50	0
57	MG	2A	3785	1/1	0.95	0.11	39,39,39,39	0

Continued on next page...

Continued from previous page...

Mol	Type	Chain	Res	Atoms	RSCC	RSR	B-factors(\AA^2)	Q<0.9
57	MG	1A	3676	1/1	0.95	0.05	6,6,6,6	0
57	MG	1A	3948	1/1	0.95	0.08	8,8,8,8	0
57	MG	2A	3502	1/1	0.95	0.07	30,30,30,30	0
57	MG	2A	3503	1/1	0.95	0.12	46,46,46,46	0
57	MG	2A	3794	1/1	0.95	0.06	24,24,24,24	0
57	MG	1F	310	1/1	0.95	0.07	36,36,36,36	0
57	MG	1A	3949	1/1	0.95	0.18	29,29,29,29	0
57	MG	1A	3950	1/1	0.95	0.10	12,12,12,12	0
57	MG	1A	3677	1/1	0.95	0.11	40,40,40,40	0
57	MG	1a	1695	1/1	0.95	0.28	45,45,45,45	0
57	MG	2l	202	1/1	0.95	0.10	59,59,59,59	0
57	MG	1A	3566	1/1	0.95	0.06	11,11,11,11	0
57	MG	2A	3801	1/1	0.95	0.09	26,26,26,26	0
57	MG	2A	3511	1/1	0.95	0.08	36,36,36,36	0
57	MG	2A	3051	1/1	0.95	0.14	58,58,58,58	0
57	MG	1A	3680	1/1	0.95	0.09	46,46,46,46	0
57	MG	1a	1699	1/1	0.95	0.20	46,46,46,46	0
57	MG	2A	3517	1/1	0.95	0.12	25,25,25,25	0
57	MG	2A	3054	1/1	0.95	0.08	36,36,36,36	0
57	MG	2A	3520	1/1	0.95	0.14	55,55,55,55	0
57	MG	1A	3482	1/1	0.95	0.20	36,36,36,36	0
57	MG	2A	3278	1/1	0.95	0.12	62,62,62,62	0
57	MG	2A	3523	1/1	0.95	0.09	51,51,51,51	0
57	MG	1A	3236	1/1	0.95	0.10	51,51,51,51	0
58	K	1A	3512	1/1	0.95	0.12	74,74,74,74	0
57	MG	1A	3153	1/1	0.96	0.09	40,40,40,40	0
57	MG	1A	3198	1/1	0.96	0.09	16,16,16,16	0
57	MG	2A	3820	1/1	0.96	0.18	43,43,43,43	0
57	MG	1A	3365	1/1	0.96	0.08	45,45,45,45	0
57	MG	1E	308	1/1	0.96	0.12	13,13,13,13	0
57	MG	1A	3657	1/1	0.96	0.09	16,16,16,16	0
57	MG	1E	310	1/1	0.96	0.28	28,28,28,28	0
57	MG	1A	3366	1/1	0.96	0.08	31,31,31,31	0
57	MG	2A	3829	1/1	0.96	0.07	24,24,24,24	0
57	MG	1A	3541	1/1	0.96	0.15	42,42,42,42	0
57	MG	1F	303	1/1	0.96	0.18	23,23,23,23	0
57	MG	1a	1693	1/1	0.96	0.31	49,49,49,49	0
57	MG	1A	3661	1/1	0.96	0.09	21,21,21,21	0
57	MG	1A	3199	1/1	0.96	0.11	21,21,21,21	0
57	MG	1a	1696	1/1	0.96	0.27	38,38,38,38	0
57	MG	1A	3200	1/1	0.96	0.06	43,43,43,43	0
57	MG	1A	3254	1/1	0.96	0.12	36,36,36,36	0

Continued on next page...

Continued from previous page...

Mol	Type	Chain	Res	Atoms	RSCC	RSR	B-factors(\AA^2)	Q<0.9
57	MG	1A	3370	1/1	0.96	0.13	38,38,38,38	0
57	MG	2A	3840	1/1	0.96	0.05	36,36,36,36	0
57	MG	2A	3841	1/1	0.96	0.16	52,52,52,52	0
57	MG	2A	3068	1/1	0.96	0.22	41,41,41,41	0
57	MG	2A	3069	1/1	0.96	0.20	46,46,46,46	0
57	MG	1A	3955	1/1	0.96	0.04	23,23,23,23	0
57	MG	1A	3449	1/1	0.96	0.13	25,25,25,25	0
57	MG	2A	3074	1/1	0.96	0.07	31,31,31,31	0
57	MG	2A	3295	1/1	0.96	0.06	45,45,45,45	0
57	MG	2A	3076	1/1	0.96	0.11	48,48,48,48	0
57	MG	1a	1702	1/1	0.96	0.16	39,39,39,39	0
57	MG	1A	3025	1/1	0.96	0.15	30,30,30,30	0
57	MG	1a	1704	1/1	0.96	0.10	53,53,53,53	0
57	MG	1A	3959	1/1	0.96	0.12	17,17,17,17	0
57	MG	2B	207	1/1	0.96	0.15	51,51,51,51	0
57	MG	2A	3082	1/1	0.96	0.07	37,37,37,37	0
57	MG	1A	3670	1/1	0.96	0.13	23,23,23,23	0
57	MG	2A	3303	1/1	0.96	0.20	53,53,53,53	0
57	MG	1A	3962	1/1	0.96	0.11	23,23,23,23	0
57	MG	1A	3549	1/1	0.96	0.18	31,31,31,31	0
57	MG	1A	3256	1/1	0.96	0.17	39,39,39,39	0
57	MG	2B	214	1/1	0.96	0.09	60,60,60,60	0
57	MG	1N	206	1/1	0.96	0.12	34,34,34,34	0
57	MG	1A	3375	1/1	0.96	0.10	41,41,41,41	0
57	MG	1A	3811	1/1	0.96	0.09	11,11,11,11	0
57	MG	2A	3569	1/1	0.96	0.07	36,36,36,36	0
57	MG	2D	301	1/1	0.96	0.08	34,34,34,34	0
57	MG	2D	303	1/1	0.96	0.20	46,46,46,46	0
57	MG	1A	3313	1/1	0.96	0.16	44,44,44,44	0
57	MG	2A	3311	1/1	0.96	0.08	36,36,36,36	0
57	MG	1A	3257	1/1	0.96	0.11	26,26,26,26	0
57	MG	1P	203	1/1	0.96	0.18	33,33,33,33	0
57	MG	2A	3098	1/1	0.96	0.12	20,20,20,20	0
57	MG	1A	3074	1/1	0.96	0.08	26,26,26,26	0
57	MG	1Q	204	1/1	0.96	0.05	35,35,35,35	0
57	MG	1A	3458	1/1	0.96	0.06	30,30,30,30	0
57	MG	2E	304	1/1	0.96	0.10	37,37,37,37	0
57	MG	1A	3972	1/1	0.96	0.08	41,41,41,41	0
57	MG	1A	3678	1/1	0.96	0.08	23,23,23,23	0
57	MG	2A	3105	1/1	0.96	0.20	43,43,43,43	0
57	MG	1R	203	1/1	0.96	0.18	28,28,28,28	0
57	MG	2A	3107	1/1	0.96	0.12	44,44,44,44	0

Continued on next page...

Continued from previous page...

Mol	Type	Chain	Res	Atoms	RSCC	RSR	B-factors(\AA^2)	Q<0.9
57	MG	1a	1725	1/1	0.96	0.23	55,55,55,55	0
57	MG	1A	3818	1/1	0.96	0.08	41,41,41,41	0
57	MG	1A	3262	1/1	0.96	0.17	17,17,17,17	0
57	MG	1S	201	1/1	0.96	0.12	35,35,35,35	0
57	MG	1A	3381	1/1	0.96	0.29	35,35,35,35	0
57	MG	1A	3383	1/1	0.96	0.08	29,29,29,29	0
57	MG	2O	202	1/1	0.96	0.21	49,49,49,49	0
57	MG	1T	201	1/1	0.96	0.06	49,49,49,49	0
57	MG	1A	3462	1/1	0.96	0.15	38,38,38,38	0
57	MG	1U	204	1/1	0.96	0.08	23,23,23,23	0
57	MG	2A	3119	1/1	0.96	0.07	48,48,48,48	0
57	MG	1A	3264	1/1	0.96	0.48	31,31,31,31	0
57	MG	1U	207	1/1	0.96	0.51	27,27,27,27	0
57	MG	1A	3825	1/1	0.96	0.10	28,28,28,28	0
57	MG	2R	201	1/1	0.96	0.12	45,45,45,45	0
57	MG	1A	3385	1/1	0.96	0.17	38,38,38,38	0
57	MG	1a	1738	1/1	0.96	0.10	44,44,44,44	0
57	MG	2A	3603	1/1	0.96	0.09	55,55,55,55	0
57	MG	1a	1739	1/1	0.96	0.07	29,29,29,29	0
57	MG	1A	3047	1/1	0.96	0.21	26,26,26,26	0
57	MG	2A	3128	1/1	0.96	0.05	34,34,34,34	0
57	MG	2U	201	1/1	0.96	0.10	45,45,45,45	0
57	MG	1A	3692	1/1	0.96	0.11	17,17,17,17	0
57	MG	1A	3031	1/1	0.96	0.18	28,28,28,28	0
57	MG	1W	204	1/1	0.96	0.06	32,32,32,32	0
57	MG	1A	3116	1/1	0.96	0.12	24,24,24,24	0
57	MG	2A	3611	1/1	0.96	0.11	42,42,42,42	0
57	MG	2A	3136	1/1	0.96	0.15	29,29,29,29	0
57	MG	1a	1748	1/1	0.96	0.09	39,39,39,39	0
57	MG	1W	208	1/1	0.96	0.05	21,21,21,21	0
57	MG	2A	3139	1/1	0.96	0.17	53,53,53,53	0
57	MG	2A	3140	1/1	0.96	0.18	45,45,45,45	0
57	MG	1A	3122	1/1	0.96	0.11	42,42,42,42	0
57	MG	1A	3213	1/1	0.96	0.07	23,23,23,23	0
57	MG	1X	104	1/1	0.96	0.11	35,35,35,35	0
57	MG	2A	3624	1/1	0.96	0.08	26,26,26,26	0
57	MG	1A	3324	1/1	0.96	0.10	36,36,36,36	0
57	MG	1A	3703	1/1	0.96	0.10	38,38,38,38	0
57	MG	2A	3628	1/1	0.96	0.10	37,37,37,37	0
57	MG	2A	3357	1/1	0.96	0.15	53,53,53,53	0
57	MG	1Y	203	1/1	0.96	0.13	38,38,38,38	0
57	MG	1a	1757	1/1	0.96	0.10	40,40,40,40	0

Continued on next page...

Continued from previous page...

Mol	Type	Chain	Res	Atoms	RSCC	RSR	B-factors(\AA^2)	Q<0.9
57	MG	28	103	1/1	0.96	0.20	40,40,40,40	0
57	MG	1A	3994	1/1	0.96	0.09	12,12,12,12	0
57	MG	1A	3078	1/1	0.96	0.11	29,29,29,29	0
57	MG	2A	3634	1/1	0.96	0.13	33,33,33,33	0
57	MG	2A	3152	1/1	0.96	0.08	49,49,49,49	0
57	MG	2A	3153	1/1	0.96	0.14	42,42,42,42	0
57	MG	2A	3637	1/1	0.96	0.15	37,37,37,37	0
57	MG	2A	3154	1/1	0.96	0.11	49,49,49,49	0
57	MG	2A	3641	1/1	0.96	0.21	45,45,45,45	0
57	MG	1A	3838	1/1	0.96	0.06	16,16,16,16	0
57	MG	2A	3643	1/1	0.96	0.18	45,45,45,45	0
57	MG	1A	3219	1/1	0.96	0.22	23,23,23,23	0
57	MG	2A	3645	1/1	0.96	0.15	41,41,41,41	0
57	MG	10	104	1/1	0.96	0.36	34,34,34,34	0
57	MG	1A	3574	1/1	0.96	0.09	39,39,39,39	0
57	MG	1A	3576	1/1	0.96	0.09	35,35,35,35	0
57	MG	1A	4001	1/1	0.96	0.07	14,14,14,14	0
57	MG	11	102	1/1	0.96	0.16	40,40,40,40	0
57	MG	11	103	1/1	0.96	0.06	23,23,23,23	0
57	MG	1A	3220	1/1	0.96	0.41	24,24,24,24	0
57	MG	1A	3128	1/1	0.96	0.09	29,29,29,29	0
57	MG	1A	3396	1/1	0.96	0.28	34,34,34,34	0
57	MG	2A	3166	1/1	0.96	0.05	44,44,44,44	0
57	MG	2A	3656	1/1	0.96	0.06	25,25,25,25	0
57	MG	2A	3167	1/1	0.96	0.15	30,30,30,30	0
57	MG	1A	3398	1/1	0.96	0.11	33,33,33,33	0
57	MG	15	104	1/1	0.96	0.14	28,28,28,28	0
57	MG	1A	3022	1/1	0.96	0.11	33,33,33,33	0
57	MG	2A	3171	1/1	0.96	0.14	39,39,39,39	0
57	MG	1A	3853	1/1	0.96	0.08	28,28,28,28	0
57	MG	2A	3384	1/1	0.96	0.21	32,32,32,32	0
57	MG	1A	3400	1/1	0.96	0.20	31,31,31,31	0
57	MG	2a	1634	1/1	0.96	0.13	48,48,48,48	0
57	MG	1A	3331	1/1	0.96	0.10	46,46,46,46	0
57	MG	1A	4012	1/1	0.96	0.11	39,39,39,39	0
57	MG	1A	3483	1/1	0.96	0.13	27,27,27,27	0
57	MG	2a	1638	1/1	0.96	0.14	40,40,40,40	0
57	MG	2A	3389	1/1	0.96	0.22	38,38,38,38	0
57	MG	1A	3223	1/1	0.96	0.28	32,32,32,32	0
57	MG	2A	3391	1/1	0.96	0.11	30,30,30,30	0
57	MG	2a	1642	1/1	0.96	0.18	45,45,45,45	0
57	MG	2A	3671	1/1	0.96	0.10	44,44,44,44	0

Continued on next page...

Continued from previous page...

Mol	Type	Chain	Res	Atoms	RSCC	RSR	B-factors(\AA^2)	Q<0.9
57	MG	2A	3392	1/1	0.96	0.06	36,36,36,36	0
57	MG	2a	1645	1/1	0.96	0.17	27,27,27,27	0
57	MG	2A	3180	1/1	0.96	0.11	52,52,52,52	0
57	MG	1A	3594	1/1	0.96	0.05	11,11,11,11	0
57	MG	2A	3395	1/1	0.96	0.13	35,35,35,35	0
57	MG	2a	1649	1/1	0.96	0.14	54,54,54,54	0
57	MG	1A	3280	1/1	0.96	0.14	33,33,33,33	0
57	MG	1A	3724	1/1	0.96	0.10	17,17,17,17	0
57	MG	1A	3486	1/1	0.96	0.19	32,32,32,32	0
57	MG	1A	3727	1/1	0.96	0.10	15,15,15,15	0
57	MG	1a	1606	1/1	0.96	0.19	59,59,59,59	0
57	MG	2A	3402	1/1	0.96	0.15	41,41,41,41	0
57	MG	2A	3683	1/1	0.96	0.09	45,45,45,45	0
57	MG	2A	3403	1/1	0.96	0.21	39,39,39,39	0
57	MG	1A	3599	1/1	0.96	0.06	13,13,13,13	0
57	MG	1A	3487	1/1	0.96	0.14	41,41,41,41	0
57	MG	1A	3405	1/1	0.96	0.05	37,37,37,37	0
57	MG	2a	1664	1/1	0.96	0.21	53,53,53,53	0
57	MG	1a	1610	1/1	0.96	0.14	55,55,55,55	0
57	MG	1a	1790	1/1	0.96	0.05	40,40,40,40	0
57	MG	1A	3050	1/1	0.96	0.13	52,52,52,52	0
57	MG	1A	3407	1/1	0.96	0.12	32,32,32,32	0
57	MG	1A	3337	1/1	0.96	0.12	40,40,40,40	0
57	MG	2A	3694	1/1	0.96	0.09	37,37,37,37	0
57	MG	2A	3414	1/1	0.96	0.18	32,32,32,32	0
57	MG	2A	3697	1/1	0.96	0.15	43,43,43,43	0
57	MG	1A	3734	1/1	0.96	0.10	12,12,12,12	0
57	MG	1A	4031	1/1	0.96	0.08	35,35,35,35	0
57	MG	1A	3879	1/1	0.96	0.07	41,41,41,41	0
57	MG	1A	4033	1/1	0.96	0.05	39,39,39,39	0
57	MG	2A	3702	1/1	0.96	0.06	35,35,35,35	0
57	MG	1A	3228	1/1	0.96	0.13	23,23,23,23	0
57	MG	1A	3410	1/1	0.96	0.12	44,44,44,44	0
57	MG	1A	3883	1/1	0.96	0.08	35,35,35,35	0
57	MG	1A	3284	1/1	0.96	0.07	24,24,24,24	0
57	MG	1A	3740	1/1	0.96	0.07	22,22,22,22	0
57	MG	1A	3611	1/1	0.96	0.07	24,24,24,24	0
57	MG	2A	3426	1/1	0.96	0.06	51,51,51,51	0
57	MG	1A	3497	1/1	0.96	0.10	53,53,53,53	0
57	MG	1A	3413	1/1	0.96	0.09	35,35,35,35	0
57	MG	2A	3208	1/1	0.96	0.06	48,48,48,48	0
57	MG	1A	3614	1/1	0.96	0.07	33,33,33,33	0

Continued on next page...

Continued from previous page...

Mol	Type	Chain	Res	Atoms	RSCC	RSR	B-factors(\AA^2)	Q<0.9
57	MG	2A	3210	1/1	0.96	0.16	57,57,57,57	0
57	MG	2a	1691	1/1	0.96	0.07	49,49,49,49	0
57	MG	2A	3434	1/1	0.96	0.06	48,48,48,48	0
57	MG	1a	1630	1/1	0.96	0.28	56,56,56,56	0
57	MG	1A	3229	1/1	0.96	0.16	27,27,27,27	0
57	MG	1A	3748	1/1	0.96	0.06	31,31,31,31	0
57	MG	2A	3721	1/1	0.96	0.09	62,62,62,62	0
57	MG	1k	201	1/1	0.96	0.11	42,42,42,42	0
57	MG	1A	3098	1/1	0.96	0.16	27,27,27,27	0
57	MG	1A	3752	1/1	0.96	0.12	42,42,42,42	0
57	MG	2A	3443	1/1	0.96	0.14	30,30,30,30	0
57	MG	2A	3444	1/1	0.96	0.10	56,56,56,56	0
57	MG	1A	3902	1/1	0.96	0.13	49,49,49,49	0
57	MG	1B	203	1/1	0.96	0.11	42,42,42,42	0
57	MG	2a	1705	1/1	0.96	0.06	35,35,35,35	0
57	MG	1A	3506	1/1	0.96	0.20	23,23,23,23	0
57	MG	2a	1707	1/1	0.96	0.19	30,30,30,30	0
57	MG	1A	3099	1/1	0.96	0.11	33,33,33,33	0
57	MG	1A	3100	1/1	0.96	0.10	27,27,27,27	0
57	MG	2A	3450	1/1	0.96	0.08	56,56,56,56	0
57	MG	1v	102	1/1	0.96	0.09	44,44,44,44	0
57	MG	1A	3906	1/1	0.96	0.10	36,36,36,36	0
57	MG	2A	3736	1/1	0.96	0.11	55,55,55,55	0
57	MG	2A	3453	1/1	0.96	0.06	34,34,34,34	0
57	MG	1a	1643	1/1	0.96	0.30	50,50,50,50	0
57	MG	2A	3455	1/1	0.96	0.12	35,35,35,35	0
57	MG	2A	3456	1/1	0.96	0.18	55,55,55,55	0
57	MG	1A	3101	1/1	0.96	0.09	19,19,19,19	0
57	MG	2A	3742	1/1	0.96	0.12	28,28,28,28	0
57	MG	1A	3237	1/1	0.96	0.26	26,26,26,26	0
57	MG	1A	3102	1/1	0.96	0.27	31,31,31,31	0
57	MG	2a	1727	1/1	0.96	0.16	73,73,73,73	0
57	MG	2A	3229	1/1	0.96	0.12	55,55,55,55	0
57	MG	1A	3910	1/1	0.96	0.05	42,42,42,42	0
57	MG	1B	214	1/1	0.96	0.14	48,48,48,48	0
57	MG	2a	1731	1/1	0.96	0.17	54,54,54,54	0
57	MG	1a	1649	1/1	0.96	0.15	38,38,38,38	0
57	MG	1B	215	1/1	0.96	0.10	45,45,45,45	0
57	MG	1x	111	1/1	0.96	0.15	48,48,48,48	0
57	MG	1B	217	1/1	0.96	0.08	46,46,46,46	0
57	MG	2A	3468	1/1	0.96	0.09	48,48,48,48	0
57	MG	1B	218	1/1	0.96	0.06	30,30,30,30	0

Continued on next page...

Continued from previous page...

Mol	Type	Chain	Res	Atoms	RSCC	RSR	B-factors(\AA^2)	Q<0.9
57	MG	2A	3004	1/1	0.96	0.23	45,45,45,45	0
57	MG	1a	1653	1/1	0.96	0.06	42,42,42,42	0
57	MG	1A	3911	1/1	0.96	0.09	12,12,12,12	0
57	MG	1B	220	1/1	0.96	0.11	30,30,30,30	0
57	MG	2a	1744	1/1	0.96	0.24	54,54,54,54	0
57	MG	1A	3762	1/1	0.96	0.11	38,38,38,38	0
57	MG	2A	3476	1/1	0.96	0.10	41,41,41,41	0
57	MG	1a	1657	1/1	0.96	0.14	53,53,53,53	0
57	MG	2A	3479	1/1	0.96	0.16	55,55,55,55	0
57	MG	2A	3480	1/1	0.96	0.06	40,40,40,40	0
57	MG	2A	3011	1/1	0.96	0.07	31,31,31,31	0
57	MG	2A	3244	1/1	0.96	0.14	49,49,49,49	0
57	MG	2A	3769	1/1	0.96	0.15	36,36,36,36	0
57	MG	2A	3245	1/1	0.96	0.08	52,52,52,52	0
57	MG	2a	1756	1/1	0.96	0.17	45,45,45,45	0
57	MG	2A	3771	1/1	0.96	0.06	32,32,32,32	0
57	MG	1A	3146	1/1	0.96	0.18	31,31,31,31	0
57	MG	1A	3514	1/1	0.96	0.07	23,23,23,23	0
57	MG	1A	3008	1/1	0.96	0.06	13,13,13,13	0
57	MG	2A	3776	1/1	0.96	0.14	59,59,59,59	0
57	MG	2A	3489	1/1	0.96	0.11	50,50,50,50	0
57	MG	2a	1763	1/1	0.96	0.16	45,45,45,45	0
57	MG	2A	3490	1/1	0.96	0.17	39,39,39,39	0
57	MG	1A	3918	1/1	0.96	0.12	45,45,45,45	0
57	MG	2A	3492	1/1	0.96	0.14	49,49,49,49	0
57	MG	1A	3184	1/1	0.96	0.23	31,31,31,31	0
57	MG	1A	3637	1/1	0.96	0.06	13,13,13,13	0
57	MG	1A	3353	1/1	0.96	0.25	39,39,39,39	0
57	MG	1A	3773	1/1	0.96	0.16	24,24,24,24	0
57	MG	1A	3524	1/1	0.96	0.24	28,28,28,28	0
57	MG	1A	3776	1/1	0.96	0.07	34,34,34,34	0
57	MG	2A	3792	1/1	0.96	0.17	46,46,46,46	0
57	MG	2A	3500	1/1	0.96	0.09	35,35,35,35	0
57	MG	1A	3777	1/1	0.96	0.12	36,36,36,36	0
57	MG	2A	3257	1/1	0.96	0.10	52,52,52,52	0
57	MG	1A	3354	1/1	0.96	0.08	36,36,36,36	0
57	MG	1A	3928	1/1	0.96	0.07	34,34,34,34	0
57	MG	1A	3779	1/1	0.96	0.04	20,20,20,20	0
57	MG	1A	3930	1/1	0.96	0.07	47,47,47,47	0
57	MG	1A	3643	1/1	0.96	0.07	46,46,46,46	0
57	MG	1A	3242	1/1	0.96	0.09	17,17,17,17	0
57	MG	1A	3356	1/1	0.96	0.24	24,24,24,24	0

Continued on next page...

Continued from previous page...

Mol	Type	Chain	Res	Atoms	RSCC	RSR	B-factors(Å ²)	Q<0.9
57	MG	2A	3804	1/1	0.96	0.07	38,38,38,38	0
57	MG	1A	3646	1/1	0.96	0.05	16,16,16,16	0
57	MG	2A	3806	1/1	0.96	0.23	37,37,37,37	0
57	MG	2v	102	1/1	0.96	0.13	49,49,49,49	0
57	MG	1D	305	1/1	0.96	0.07	31,31,31,31	0
57	MG	1A	3243	1/1	0.96	0.06	27,27,27,27	0
57	MG	1A	3064	1/1	0.96	0.08	37,37,37,37	0
57	MG	2A	3515	1/1	0.96	0.07	20,20,20,20	0
57	MG	1A	3192	1/1	0.96	0.19	31,31,31,31	0
57	MG	1E	301	1/1	0.96	0.14	33,33,33,33	0
57	MG	1E	302	1/1	0.96	0.22	31,31,31,31	0
57	MG	1A	3193	1/1	0.96	0.05	28,28,28,28	0
59	ZN	14	501	1/1	0.96	0.06	92,92,92,92	0
59	ZN	24	501	1/1	0.96	0.07	103,103,103,103	0
57	MG	1A	3021	1/1	0.97	0.05	20,20,20,20	0
57	MG	1F	305	1/1	0.97	0.05	31,31,31,31	0
57	MG	1F	307	1/1	0.97	0.06	17,17,17,17	0
57	MG	1A	3694	1/1	0.97	0.05	53,53,53,53	0
57	MG	1A	3196	1/1	0.97	0.15	30,30,30,30	0
57	MG	2A	3405	1/1	0.97	0.09	37,37,37,37	0
57	MG	1A	3140	1/1	0.97	0.16	23,23,23,23	0
57	MG	2A	3638	1/1	0.97	0.06	35,35,35,35	0
57	MG	2A	3639	1/1	0.97	0.07	42,42,42,42	0
57	MG	1A	3141	1/1	0.97	0.20	19,19,19,19	0
57	MG	1A	3142	1/1	0.97	0.06	25,25,25,25	0
57	MG	2F	307	1/1	0.97	0.22	42,42,42,42	0
57	MG	2A	3012	1/1	0.97	0.04	29,29,29,29	0
57	MG	1A	3259	1/1	0.97	0.09	37,37,37,37	0
57	MG	2A	3215	1/1	0.97	0.10	36,36,36,36	0
57	MG	2A	3014	1/1	0.97	0.12	33,33,33,33	0
57	MG	2A	3015	1/1	0.97	0.20	32,32,32,32	0
57	MG	1A	3260	1/1	0.97	0.06	34,34,34,34	0
57	MG	1A	3581	1/1	0.97	0.15	16,16,16,16	0
57	MG	1A	3582	1/1	0.97	0.05	28,28,28,28	0
57	MG	1A	3261	1/1	0.97	0.12	29,29,29,29	0
57	MG	2A	3021	1/1	0.97	0.18	30,30,30,30	0
57	MG	1N	201	1/1	0.97	0.23	33,33,33,33	0
57	MG	1A	3052	1/1	0.97	0.13	29,29,29,29	0
57	MG	1N	203	1/1	0.97	0.06	30,30,30,30	0
57	MG	1A	3585	1/1	0.97	0.06	21,21,21,21	0
57	MG	1A	3332	1/1	0.97	0.06	36,36,36,36	0
57	MG	1A	3333	1/1	0.97	0.07	47,47,47,47	0

Continued on next page...

Continued from previous page...

Mol	Type	Chain	Res	Atoms	RSCC	RSR	B-factors(\AA^2)	Q<0.9
57	MG	1O	202	1/1	0.97	0.10	42,42,42,42	0
57	MG	1A	3711	1/1	0.97	0.12	32,32,32,32	0
57	MG	1A	3590	1/1	0.97	0.06	12,12,12,12	0
57	MG	1A	3714	1/1	0.97	0.04	27,27,27,27	0
57	MG	1A	3263	1/1	0.97	0.12	19,19,19,19	0
57	MG	2A	3034	1/1	0.97	0.10	44,44,44,44	0
57	MG	1Q	201	1/1	0.97	0.16	26,26,26,26	0
57	MG	2A	3436	1/1	0.97	0.07	39,39,39,39	0
57	MG	2A	3036	1/1	0.97	0.14	32,32,32,32	0
57	MG	1A	3843	1/1	0.97	0.07	28,28,28,28	0
57	MG	1A	3844	1/1	0.97	0.14	10,10,10,10	0
57	MG	1A	3201	1/1	0.97	0.08	30,30,30,30	0
57	MG	1Q	206	1/1	0.97	0.05	37,37,37,37	0
57	MG	2A	3041	1/1	0.97	0.21	39,39,39,39	0
57	MG	1A	3490	1/1	0.97	0.10	15,15,15,15	0
57	MG	1A	3103	1/1	0.97	0.14	24,24,24,24	0
57	MG	1A	3411	1/1	0.97	0.06	44,44,44,44	0
57	MG	25	104	1/1	0.97	0.16	39,39,39,39	0
57	MG	1R	205	1/1	0.97	0.17	35,35,35,35	0
57	MG	2A	3046	1/1	0.97	0.16	42,42,42,42	0
57	MG	2A	3047	1/1	0.97	0.17	52,52,52,52	0
57	MG	1A	3596	1/1	0.97	0.05	10,10,10,10	0
57	MG	2A	3679	1/1	0.97	0.10	19,19,19,19	0
57	MG	1A	3081	1/1	0.97	0.20	33,33,33,33	0
57	MG	1A	3852	1/1	0.97	0.06	36,36,36,36	0
57	MG	1A	3149	1/1	0.97	0.34	39,39,39,39	0
57	MG	1A	3269	1/1	0.97	0.07	37,37,37,37	0
57	MG	1A	3496	1/1	0.97	0.11	42,42,42,42	0
57	MG	2A	3685	1/1	0.97	0.06	58,58,58,58	0
57	MG	1A	3207	1/1	0.97	0.08	32,32,32,32	0
57	MG	1a	1707	1/1	0.97	0.09	34,34,34,34	0
57	MG	1A	3150	1/1	0.97	0.05	21,21,21,21	0
57	MG	1A	3859	1/1	0.97	0.12	45,45,45,45	0
57	MG	1a	1710	1/1	0.97	0.21	33,33,33,33	0
57	MG	1A	3209	1/1	0.97	0.09	44,44,44,44	0
57	MG	1U	208	1/1	0.97	0.18	29,29,29,29	0
57	MG	1A	3862	1/1	0.97	0.06	30,30,30,30	0
57	MG	1a	1714	1/1	0.97	0.18	43,43,43,43	0
57	MG	2A	3064	1/1	0.97	0.21	41,41,41,41	0
57	MG	1A	3500	1/1	0.97	0.06	48,48,48,48	0
57	MG	1A	3864	1/1	0.97	0.09	58,58,58,58	0
57	MG	1V	205	1/1	0.97	0.06	27,27,27,27	0

Continued on next page...

Continued from previous page...

Mol	Type	Chain	Res	Atoms	RSCC	RSR	B-factors(\AA^2)	Q<0.9
57	MG	1V	206	1/1	0.97	0.05	43,43,43,43	0
57	MG	1A	3501	1/1	0.97	0.30	28,28,28,28	0
57	MG	2A	3071	1/1	0.97	0.08	42,42,42,42	0
57	MG	1A	3210	1/1	0.97	0.17	33,33,33,33	0
57	MG	2A	3474	1/1	0.97	0.23	45,45,45,45	0
57	MG	2A	3073	1/1	0.97	0.22	39,39,39,39	0
57	MG	1A	4010	1/1	0.97	0.04	32,32,32,32	0
57	MG	2A	3075	1/1	0.97	0.09	23,23,23,23	0
57	MG	1A	3503	1/1	0.97	0.11	38,38,38,38	0
57	MG	1A	3504	1/1	0.97	0.16	13,13,13,13	0
57	MG	2A	3711	1/1	0.97	0.06	35,35,35,35	0
57	MG	2A	3078	1/1	0.97	0.24	43,43,43,43	0
57	MG	1A	3419	1/1	0.97	0.12	30,30,30,30	0
57	MG	1A	3737	1/1	0.97	0.05	29,29,29,29	0
57	MG	1X	102	1/1	0.97	0.07	33,33,33,33	0
57	MG	2A	3485	1/1	0.97	0.25	45,45,45,45	0
57	MG	1A	3009	1/1	0.97	0.05	17,17,17,17	0
57	MG	2A	3083	1/1	0.97	0.05	42,42,42,42	0
57	MG	2A	3488	1/1	0.97	0.12	36,36,36,36	0
57	MG	1X	105	1/1	0.97	0.09	42,42,42,42	0
57	MG	1A	3422	1/1	0.97	0.07	41,41,41,41	0
57	MG	1A	3741	1/1	0.97	0.08	34,34,34,34	0
57	MG	1A	3742	1/1	0.97	0.06	37,37,37,37	0
57	MG	1A	3878	1/1	0.97	0.16	50,50,50,50	0
57	MG	1A	3038	1/1	0.97	0.05	21,21,21,21	0
57	MG	2A	3090	1/1	0.97	0.29	35,35,35,35	0
57	MG	10	101	1/1	0.97	0.04	27,27,27,27	0
57	MG	1A	3618	1/1	0.97	0.05	50,50,50,50	0
57	MG	2A	3095	1/1	0.97	0.12	49,49,49,49	0
57	MG	2A	3292	1/1	0.97	0.05	50,50,50,50	0
57	MG	1A	3154	1/1	0.97	0.20	23,23,23,23	0
57	MG	1A	3214	1/1	0.97	0.10	40,40,40,40	0
57	MG	2a	1652	1/1	0.97	0.14	41,41,41,41	0
57	MG	1A	3156	1/1	0.97	0.17	23,23,23,23	0
57	MG	1A	3885	1/1	0.97	0.05	27,27,27,27	0
57	MG	2a	1655	1/1	0.97	0.09	65,65,65,65	0
57	MG	1A	3886	1/1	0.97	0.06	26,26,26,26	0
57	MG	1a	1741	1/1	0.97	0.07	33,33,33,33	0
57	MG	10	108	1/1	0.97	0.12	35,35,35,35	0
57	MG	1A	3887	1/1	0.97	0.05	9,9,9,9	0
57	MG	1A	3217	1/1	0.97	0.24	33,33,33,33	0
57	MG	2a	1661	1/1	0.97	0.32	48,48,48,48	0

Continued on next page...

Continued from previous page...

Mol	Type	Chain	Res	Atoms	RSCC	RSR	B-factors(\AA^2)	Q<0.9
57	MG	1a	1745	1/1	0.97	0.08	31,31,31,31	0
57	MG	1A	3041	1/1	0.97	0.06	25,25,25,25	0
57	MG	1A	3002	1/1	0.97	0.05	33,33,33,33	0
57	MG	13	101	1/1	0.97	0.23	28,28,28,28	0
57	MG	13	102	1/1	0.97	0.10	34,34,34,34	0
57	MG	2A	3516	1/1	0.97	0.12	41,41,41,41	0
57	MG	1A	3753	1/1	0.97	0.06	42,42,42,42	0
57	MG	1A	3895	1/1	0.97	0.10	40,40,40,40	0
57	MG	2A	3519	1/1	0.97	0.08	25,25,25,25	0
57	MG	15	101	1/1	0.97	0.30	25,25,25,25	0
57	MG	2a	1672	1/1	0.97	0.22	43,43,43,43	0
57	MG	2A	3752	1/1	0.97	0.13	32,32,32,32	0
57	MG	2A	3115	1/1	0.97	0.12	30,30,30,30	0
57	MG	15	102	1/1	0.97	0.23	22,22,22,22	0
57	MG	1A	3518	1/1	0.97	0.22	33,33,33,33	0
57	MG	1a	1756	1/1	0.97	0.10	52,52,52,52	0
57	MG	1A	3519	1/1	0.97	0.07	21,21,21,21	0
57	MG	2A	3758	1/1	0.97	0.06	22,22,22,22	0
57	MG	1A	3520	1/1	0.97	0.12	33,33,33,33	0
57	MG	1A	3632	1/1	0.97	0.07	18,18,18,18	0
57	MG	1A	4041	1/1	0.97	0.10	41,41,41,41	0
57	MG	2A	3529	1/1	0.97	0.12	32,32,32,32	0
57	MG	17	102	1/1	0.97	0.06	18,18,18,18	0
57	MG	1A	3759	1/1	0.97	0.09	34,34,34,34	0
57	MG	2A	3765	1/1	0.97	0.07	38,38,38,38	0
57	MG	17	104	1/1	0.97	0.06	31,31,31,31	0
57	MG	2A	3126	1/1	0.97	0.06	41,41,41,41	0
57	MG	2A	3322	1/1	0.97	0.31	40,40,40,40	0
57	MG	2A	3535	1/1	0.97	0.09	29,29,29,29	0
57	MG	1A	3044	1/1	0.97	0.09	25,25,25,25	0
57	MG	1A	3115	1/1	0.97	0.19	35,35,35,35	0
57	MG	1A	3525	1/1	0.97	0.09	28,28,28,28	0
57	MG	2A	3539	1/1	0.97	0.08	29,29,29,29	0
57	MG	2A	3540	1/1	0.97	0.08	20,20,20,20	0
57	MG	1A	3763	1/1	0.97	0.06	15,15,15,15	0
57	MG	2A	3543	1/1	0.97	0.12	25,25,25,25	0
57	MG	2A	3544	1/1	0.97	0.19	32,32,32,32	0
57	MG	2A	3132	1/1	0.97	0.12	40,40,40,40	0
57	MG	1A	3639	1/1	0.97	0.05	12,12,12,12	0
57	MG	1A	3288	1/1	0.97	0.07	20,20,20,20	0
57	MG	2A	3782	1/1	0.97	0.07	30,30,30,30	0
57	MG	2A	3783	1/1	0.97	0.07	37,37,37,37	0

Continued on next page...

Continued from previous page...

Mol	Type	Chain	Res	Atoms	RSCC	RSR	B-factors(\AA^2)	Q<0.9
57	MG	2A	3135	1/1	0.97	0.19	45,45,45,45	0
57	MG	1A	3045	1/1	0.97	0.10	27,27,27,27	0
57	MG	2A	3786	1/1	0.97	0.05	42,42,42,42	0
57	MG	2a	1708	1/1	0.97	0.16	48,48,48,48	0
57	MG	1A	3530	1/1	0.97	0.06	32,32,32,32	0
57	MG	1B	205	1/1	0.97	0.06	34,34,34,34	0
57	MG	1A	3770	1/1	0.97	0.06	37,37,37,37	0
57	MG	2a	1713	1/1	0.97	0.20	43,43,43,43	0
57	MG	1A	3117	1/1	0.97	0.17	31,31,31,31	0
57	MG	1A	3225	1/1	0.97	0.12	21,21,21,21	0
57	MG	2a	1716	1/1	0.97	0.11	45,45,45,45	0
57	MG	1A	3913	1/1	0.97	0.05	31,31,31,31	0
57	MG	1A	3439	1/1	0.97	0.08	41,41,41,41	0
57	MG	1A	3774	1/1	0.97	0.05	44,44,44,44	0
57	MG	1A	3227	1/1	0.97	0.12	27,27,27,27	0
57	MG	2a	1721	1/1	0.97	0.12	42,42,42,42	0
57	MG	1A	3363	1/1	0.97	0.18	29,29,29,29	0
57	MG	1A	3919	1/1	0.97	0.07	46,46,46,46	0
57	MG	1B	216	1/1	0.97	0.04	30,30,30,30	0
57	MG	2A	3149	1/1	0.97	0.15	34,34,34,34	0
57	MG	1A	3650	1/1	0.97	0.05	20,20,20,20	0
57	MG	1A	3119	1/1	0.97	0.34	31,31,31,31	0
57	MG	2A	3567	1/1	0.97	0.06	26,26,26,26	0
57	MG	1A	3120	1/1	0.97	0.25	23,23,23,23	0
57	MG	1A	3232	1/1	0.97	0.15	27,27,27,27	0
57	MG	1a	1622	1/1	0.97	0.06	45,45,45,45	0
57	MG	2A	3350	1/1	0.97	0.05	32,32,32,32	0
57	MG	1A	3015	1/1	0.97	0.27	23,23,23,23	0
57	MG	1A	3123	1/1	0.97	0.09	29,29,29,29	0
57	MG	2A	3813	1/1	0.97	0.06	22,22,22,22	0
57	MG	1a	1625	1/1	0.97	0.16	40,40,40,40	0
57	MG	2a	1737	1/1	0.97	0.07	32,32,32,32	0
57	MG	2A	3815	1/1	0.97	0.05	53,53,53,53	0
57	MG	2a	1739	1/1	0.97	0.12	41,41,41,41	0
57	MG	1a	1791	1/1	0.97	0.19	40,40,40,40	0
57	MG	1A	3299	1/1	0.97	0.07	22,22,22,22	0
57	MG	2A	3578	1/1	0.97	0.10	38,38,38,38	0
57	MG	1A	3168	1/1	0.97	0.07	28,28,28,28	0
57	MG	1A	3173	1/1	0.97	0.06	8,8,8,8	0
57	MG	2A	3821	1/1	0.97	0.07	54,54,54,54	0
57	MG	2a	1746	1/1	0.97	0.21	44,44,44,44	0
57	MG	2A	3823	1/1	0.97	0.04	46,46,46,46	0

Continued on next page...

Continued from previous page...

Mol	Type	Chain	Res	Atoms	RSCC	RSR	B-factors(\AA^2)	Q<0.9
57	MG	2A	3581	1/1	0.97	0.07	46,46,46,46	0
57	MG	1a	1629	1/1	0.97	0.12	53,53,53,53	0
57	MG	1A	3066	1/1	0.97	0.05	8,8,8,8	0
57	MG	1A	3787	1/1	0.97	0.14	42,42,42,42	0
57	MG	1A	3374	1/1	0.97	0.09	37,37,37,37	0
57	MG	1A	3125	1/1	0.97	0.08	27,27,27,27	0
57	MG	2a	1754	1/1	0.97	0.16	44,44,44,44	0
57	MG	1A	3126	1/1	0.97	0.10	27,27,27,27	0
57	MG	1A	3067	1/1	0.97	0.09	27,27,27,27	0
57	MG	1A	3666	1/1	0.97	0.09	7,7,7,7	0
57	MG	1A	3936	1/1	0.97	0.07	8,8,8,8	0
57	MG	2A	3593	1/1	0.97	0.14	49,49,49,49	0
57	MG	1A	3937	1/1	0.97	0.10	19,19,19,19	0
57	MG	2A	3174	1/1	0.97	0.10	31,31,31,31	0
57	MG	1A	3026	1/1	0.97	0.06	34,34,34,34	0
57	MG	1A	3307	1/1	0.97	0.29	43,43,43,43	0
57	MG	1A	3180	1/1	0.97	0.15	29,29,29,29	0
57	MG	1A	3070	1/1	0.97	0.04	23,23,23,23	0
57	MG	1A	3244	1/1	0.97	0.06	33,33,33,33	0
57	MG	1A	3134	1/1	0.97	0.16	30,30,30,30	0
57	MG	1A	3071	1/1	0.97	0.05	23,23,23,23	0
57	MG	1D	307	1/1	0.97	0.05	26,26,26,26	0
57	MG	1A	3187	1/1	0.97	0.05	30,30,30,30	0
57	MG	1A	3946	1/1	0.97	0.05	23,23,23,23	0
57	MG	2A	3379	1/1	0.97	0.09	34,34,34,34	0
57	MG	1A	3559	1/1	0.97	0.12	39,39,39,39	0
57	MG	1D	313	1/1	0.97	0.07	23,23,23,23	0
57	MG	1A	3189	1/1	0.97	0.17	21,21,21,21	0
57	MG	1A	3561	1/1	0.97	0.12	26,26,26,26	0
57	MG	1A	3028	1/1	0.97	0.18	21,21,21,21	0
57	MG	2A	3612	1/1	0.97	0.11	37,37,37,37	0
57	MG	2A	3613	1/1	0.97	0.11	26,26,26,26	0
57	MG	1w	401	1/1	0.97	0.11	27,27,27,27	0
57	MG	1A	3191	1/1	0.97	0.06	30,30,30,30	0
57	MG	1A	3472	1/1	0.97	0.06	39,39,39,39	0
57	MG	1A	3004	1/1	0.97	0.11	18,18,18,18	0
57	MG	1A	3252	1/1	0.97	0.09	33,33,33,33	0
57	MG	1A	3957	1/1	0.97	0.05	11,11,11,11	0
57	MG	1A	3685	1/1	0.97	0.09	48,48,48,48	0
57	MG	1A	3320	1/1	0.97	0.07	33,33,33,33	0
57	MG	2A	3622	1/1	0.97	0.11	43,43,43,43	0
57	MG	2A	3623	1/1	0.97	0.11	51,51,51,51	0

Continued on next page...

Continued from previous page...

Mol	Type	Chain	Res	Atoms	RSCC	RSR	B-factors(\AA^2)	Q<0.9
57	MG	2D	302	1/1	0.97	0.18	35,35,35,35	0
57	MG	1E	312	1/1	0.97	0.07	29,29,29,29	0
57	MG	1A	3253	1/1	0.97	0.30	49,49,49,49	0
57	MG	2A	3626	1/1	0.97	0.06	33,33,33,33	0
57	MG	1x	110	1/1	0.97	0.23	36,36,36,36	0
57	MG	1F	302	1/1	0.97	0.23	26,26,26,26	0
57	MG	2A	3001	1/1	0.97	0.32	45,45,45,45	0
57	MG	1A	3691	1/1	0.97	0.04	30,30,30,30	0
59	ZN	2n	102	1/1	0.97	0.05	86,86,86,86	0
60	SF4	1d	302	8/8	0.97	0.06	61,65,77,79	0
57	MG	1A	3018	1/1	0.98	0.07	18,18,18,18	0
57	MG	1A	3080	1/1	0.98	0.17	19,19,19,19	0
57	MG	2A	3556	1/1	0.98	0.05	21,21,21,21	0
57	MG	1A	3397	1/1	0.98	0.09	28,28,28,28	0
57	MG	1A	3118	1/1	0.98	0.27	24,24,24,24	0
57	MG	1A	3032	1/1	0.98	0.06	35,35,35,35	0
57	MG	1A	3020	1/1	0.98	0.04	26,26,26,26	0
57	MG	1A	3401	1/1	0.98	0.11	29,29,29,29	0
57	MG	1A	3169	1/1	0.98	0.24	25,25,25,25	0
57	MG	1A	3279	1/1	0.98	0.06	29,29,29,29	0
57	MG	1A	3171	1/1	0.98	0.07	22,22,22,22	0
57	MG	2A	3048	1/1	0.98	0.12	25,25,25,25	0
57	MG	1A	3339	1/1	0.98	0.06	35,35,35,35	0
57	MG	2A	3568	1/1	0.98	0.06	26,26,26,26	0
57	MG	1A	3226	1/1	0.98	0.05	15,15,15,15	0
57	MG	1A	3172	1/1	0.98	0.07	15,15,15,15	0
57	MG	1A	3283	1/1	0.98	0.12	37,37,37,37	0
57	MG	2a	1621	1/1	0.98	0.08	49,49,49,49	0
57	MG	1A	4046	1/1	0.98	0.08	33,33,33,33	0
57	MG	11	101	1/1	0.98	0.28	28,28,28,28	0
57	MG	1A	3121	1/1	0.98	0.18	28,28,28,28	0
57	MG	1A	3568	1/1	0.98	0.06	30,30,30,30	0
57	MG	1A	3914	1/1	0.98	0.08	12,12,12,12	0
57	MG	11	105	1/1	0.98	0.05	41,41,41,41	0
57	MG	2A	3396	1/1	0.98	0.06	39,39,39,39	0
57	MG	1A	3035	1/1	0.98	0.24	28,28,28,28	0
57	MG	12	102	1/1	0.98	0.07	38,38,38,38	0
57	MG	2a	1631	1/1	0.98	0.28	46,46,46,46	0
57	MG	1A	3570	1/1	0.98	0.07	30,30,30,30	0
57	MG	1A	3230	1/1	0.98	0.21	25,25,25,25	0
57	MG	1A	3346	1/1	0.98	0.18	34,34,34,34	0
57	MG	1A	3231	1/1	0.98	0.15	24,24,24,24	0

Continued on next page...

Continued from previous page...

Mol	Type	Chain	Res	Atoms	RSCC	RSR	B-factors(\AA^2)	Q<0.9
57	MG	1A	3084	1/1	0.98	0.15	31,31,31,31	0
57	MG	1A	3054	1/1	0.98	0.06	17,17,17,17	0
57	MG	2A	3067	1/1	0.98	0.04	21,21,21,21	0
57	MG	15	103	1/1	0.98	0.16	11,11,11,11	0
57	MG	2A	3775	1/1	0.98	0.07	60,60,60,60	0
57	MG	1A	3350	1/1	0.98	0.15	19,19,19,19	0
57	MG	1A	3578	1/1	0.98	0.07	12,12,12,12	0
57	MG	1A	3036	1/1	0.98	0.26	23,23,23,23	0
57	MG	1B	213	1/1	0.98	0.08	60,60,60,60	0
57	MG	2A	3411	1/1	0.98	0.06	28,28,28,28	0
57	MG	16	101	1/1	0.98	0.15	29,29,29,29	0
57	MG	1A	3003	1/1	0.98	0.05	14,14,14,14	0
57	MG	1A	3797	1/1	0.98	0.12	44,44,44,44	0
57	MG	1A	3798	1/1	0.98	0.04	25,25,25,25	0
57	MG	1A	3088	1/1	0.98	0.10	14,14,14,14	0
57	MG	18	101	1/1	0.98	0.17	28,28,28,28	0
57	MG	2A	3418	1/1	0.98	0.09	33,33,33,33	0
57	MG	1A	3420	1/1	0.98	0.19	28,28,28,28	0
57	MG	2A	3789	1/1	0.98	0.04	23,23,23,23	0
57	MG	1A	3057	1/1	0.98	0.05	36,36,36,36	0
57	MG	2A	3791	1/1	0.98	0.06	22,22,22,22	0
57	MG	1A	3687	1/1	0.98	0.13	45,45,45,45	0
57	MG	1a	1601	1/1	0.98	0.06	42,42,42,42	0
57	MG	1A	3688	1/1	0.98	0.04	35,35,35,35	0
57	MG	1A	3182	1/1	0.98	0.07	33,33,33,33	0
57	MG	1A	3690	1/1	0.98	0.06	37,37,37,37	0
57	MG	1A	3807	1/1	0.98	0.06	9,9,9,9	0
57	MG	1A	3586	1/1	0.98	0.07	16,16,16,16	0
57	MG	1A	3013	1/1	0.98	0.21	18,18,18,18	0
57	MG	1A	3588	1/1	0.98	0.10	54,54,54,54	0
57	MG	2A	3430	1/1	0.98	0.07	35,35,35,35	0
57	MG	2A	3802	1/1	0.98	0.05	23,23,23,23	0
57	MG	1A	3357	1/1	0.98	0.28	19,19,19,19	0
57	MG	2A	3091	1/1	0.98	0.07	33,33,33,33	0
57	MG	1A	3812	1/1	0.98	0.10	15,15,15,15	0
57	MG	1A	3297	1/1	0.98	0.05	36,36,36,36	0
57	MG	2A	3094	1/1	0.98	0.13	37,37,37,37	0
57	MG	1A	3697	1/1	0.98	0.05	49,49,49,49	0
57	MG	1A	3698	1/1	0.98	0.05	37,37,37,37	0
57	MG	2A	3439	1/1	0.98	0.22	39,39,39,39	0
57	MG	1A	3133	1/1	0.98	0.08	37,37,37,37	0
57	MG	1A	3185	1/1	0.98	0.17	23,23,23,23	0

Continued on next page...

Continued from previous page...

Mol	Type	Chain	Res	Atoms	RSCC	RSR	B-factors(\AA^2)	Q<0.9
57	MG	1A	3428	1/1	0.98	0.15	30,30,30,30	0
57	MG	1A	3702	1/1	0.98	0.04	41,41,41,41	0
57	MG	1A	3505	1/1	0.98	0.13	21,21,21,21	0
57	MG	1A	3091	1/1	0.98	0.14	31,31,31,31	0
57	MG	2A	3103	1/1	0.98	0.04	34,34,34,34	0
57	MG	1A	3188	1/1	0.98	0.17	26,26,26,26	0
57	MG	1A	3951	1/1	0.98	0.06	14,14,14,14	0
57	MG	1D	304	1/1	0.98	0.07	12,12,12,12	0
57	MG	2A	3822	1/1	0.98	0.05	15,15,15,15	0
57	MG	1A	3135	1/1	0.98	0.25	29,29,29,29	0
57	MG	1D	306	1/1	0.98	0.05	31,31,31,31	0
57	MG	1A	3598	1/1	0.98	0.06	13,13,13,13	0
57	MG	1D	308	1/1	0.98	0.09	35,35,35,35	0
57	MG	1A	3954	1/1	0.98	0.13	37,37,37,37	0
57	MG	1A	3432	1/1	0.98	0.06	35,35,35,35	0
57	MG	1A	3039	1/1	0.98	0.10	25,25,25,25	0
57	MG	1A	3601	1/1	0.98	0.06	27,27,27,27	0
57	MG	2A	3831	1/1	0.98	0.05	34,34,34,34	0
57	MG	2a	1696	1/1	0.98	0.17	43,43,43,43	0
57	MG	1A	3830	1/1	0.98	0.16	15,15,15,15	0
57	MG	1a	1632	1/1	0.98	0.14	22,22,22,22	0
57	MG	2A	3460	1/1	0.98	0.14	32,32,32,32	0
57	MG	1a	1633	1/1	0.98	0.13	38,38,38,38	0
57	MG	1A	3040	1/1	0.98	0.23	26,26,26,26	0
57	MG	1A	3960	1/1	0.98	0.04	24,24,24,24	0
57	MG	1A	3062	1/1	0.98	0.08	25,25,25,25	0
57	MG	1E	305	1/1	0.98	0.03	21,21,21,21	0
57	MG	1A	3713	1/1	0.98	0.06	38,38,38,38	0
57	MG	1A	3096	1/1	0.98	0.06	32,32,32,32	0
57	MG	1A	3194	1/1	0.98	0.13	13,13,13,13	0
57	MG	1A	3965	1/1	0.98	0.06	35,35,35,35	0
57	MG	1A	3063	1/1	0.98	0.04	22,22,22,22	0
57	MG	1A	3309	1/1	0.98	0.12	33,33,33,33	0
57	MG	1A	3718	1/1	0.98	0.05	34,34,34,34	0
57	MG	1A	3608	1/1	0.98	0.14	14,14,14,14	0
57	MG	2A	3131	1/1	0.98	0.11	28,28,28,28	0
57	MG	1A	3609	1/1	0.98	0.08	15,15,15,15	0
57	MG	1a	1801	1/1	0.98	0.14	36,36,36,36	0
57	MG	1A	3842	1/1	0.98	0.07	44,44,44,44	0
57	MG	2A	3478	1/1	0.98	0.13	37,37,37,37	0
57	MG	1A	3721	1/1	0.98	0.05	25,25,25,25	0
57	MG	1A	3023	1/1	0.98	0.08	8,8,8,8	0

Continued on next page...

Continued from previous page...

Mol	Type	Chain	Res	Atoms	RSCC	RSR	B-factors(Å ²)	Q<0.9
57	MG	1F	306	1/1	0.98	0.06	31,31,31,31	0
57	MG	1A	3065	1/1	0.98	0.10	19,19,19,19	0
57	MG	1F	308	1/1	0.98	0.15	25,25,25,25	0
57	MG	1A	3443	1/1	0.98	0.19	28,28,28,28	0
57	MG	1A	3976	1/1	0.98	0.06	28,28,28,28	0
57	MG	1F	311	1/1	0.98	0.10	26,26,26,26	0
57	MG	1A	3725	1/1	0.98	0.04	28,28,28,28	0
57	MG	1A	3522	1/1	0.98	0.23	25,25,25,25	0
57	MG	1A	3373	1/1	0.98	0.16	29,29,29,29	0
57	MG	2B	218	1/1	0.98	0.08	45,45,45,45	0
57	MG	1A	3980	1/1	0.98	0.09	29,29,29,29	0
57	MG	1m	3001	1/1	0.98	0.09	53,53,53,53	0
57	MG	1A	3981	1/1	0.98	0.05	15,15,15,15	0
57	MG	2A	3493	1/1	0.98	0.07	37,37,37,37	0
57	MG	2D	304	1/1	0.98	0.05	38,38,38,38	0
57	MG	2D	305	1/1	0.98	0.04	21,21,21,21	0
57	MG	1A	3042	1/1	0.98	0.06	26,26,26,26	0
57	MG	2A	3150	1/1	0.98	0.05	43,43,43,43	0
57	MG	1A	3616	1/1	0.98	0.04	29,29,29,29	0
57	MG	1A	3984	1/1	0.98	0.07	46,46,46,46	0
57	MG	1A	3526	1/1	0.98	0.13	25,25,25,25	0
57	MG	1v	101	1/1	0.98	0.15	55,55,55,55	0
57	MG	1A	3446	1/1	0.98	0.14	32,32,32,32	0
57	MG	1A	3619	1/1	0.98	0.07	21,21,21,21	0
57	MG	1N	204	1/1	0.98	0.23	37,37,37,37	0
57	MG	1A	3620	1/1	0.98	0.13	28,28,28,28	0
57	MG	1A	3857	1/1	0.98	0.06	31,31,31,31	0
57	MG	1A	3528	1/1	0.98	0.17	23,23,23,23	0
57	MG	2F	301	1/1	0.98	0.15	35,35,35,35	0
57	MG	1A	3014	1/1	0.98	0.10	21,21,21,21	0
57	MG	2A	3507	1/1	0.98	0.06	28,28,28,28	0
57	MG	1A	3068	1/1	0.98	0.10	7,7,7,7	0
57	MG	1A	3007	1/1	0.98	0.06	26,26,26,26	0
57	MG	1A	3010	1/1	0.98	0.08	30,30,30,30	0
57	MG	1A	3739	1/1	0.98	0.05	11,11,11,11	0
57	MG	1A	3379	1/1	0.98	0.04	24,24,24,24	0
57	MG	1A	3205	1/1	0.98	0.09	32,32,32,32	0
57	MG	1A	3628	1/1	0.98	0.09	28,28,28,28	0
57	MG	1A	3999	1/1	0.98	0.08	11,11,11,11	0
57	MG	1A	3046	1/1	0.98	0.07	15,15,15,15	0
57	MG	1A	3382	1/1	0.98	0.14	26,26,26,26	0
57	MG	1A	3631	1/1	0.98	0.04	8,8,8,8	0

Continued on next page...

Continued from previous page...

Mol	Type	Chain	Res	Atoms	RSCC	RSR	B-factors(\AA^2)	Q<0.9
57	MG	2A	3173	1/1	0.98	0.07	39,39,39,39	0
57	MG	1A	3456	1/1	0.98	0.07	46,46,46,46	0
57	MG	1A	3106	1/1	0.98	0.13	21,21,21,21	0
57	MG	1A	3072	1/1	0.98	0.19	31,31,31,31	0
57	MG	2A	3009	1/1	0.98	0.05	32,32,32,32	0
57	MG	2A	3708	1/1	0.98	0.05	31,31,31,31	0
57	MG	1A	3540	1/1	0.98	0.12	18,18,18,18	0
57	MG	1A	3877	1/1	0.98	0.06	41,41,41,41	0
57	MG	1A	3751	1/1	0.98	0.08	48,48,48,48	0
57	MG	1A	3109	1/1	0.98	0.15	29,29,29,29	0
57	MG	1A	3157	1/1	0.98	0.23	22,22,22,22	0
57	MG	1A	3641	1/1	0.98	0.06	20,20,20,20	0
57	MG	1A	3882	1/1	0.98	0.06	29,29,29,29	0
57	MG	1A	3027	1/1	0.98	0.21	24,24,24,24	0
57	MG	2A	3018	1/1	0.98	0.08	36,36,36,36	0
57	MG	1U	206	1/1	0.98	0.07	24,24,24,24	0
57	MG	1A	4016	1/1	0.98	0.09	14,14,14,14	0
57	MG	1A	3111	1/1	0.98	0.22	18,18,18,18	0
57	MG	1A	3325	1/1	0.98	0.29	26,26,26,26	0
57	MG	1A	3546	1/1	0.98	0.17	16,16,16,16	0
57	MG	1A	3465	1/1	0.98	0.15	21,21,21,21	0
57	MG	1A	4021	1/1	0.98	0.07	23,23,23,23	0
57	MG	1A	3112	1/1	0.98	0.15	33,33,33,33	0
57	MG	2A	3726	1/1	0.98	0.05	34,34,34,34	0
57	MG	2A	3027	1/1	0.98	0.16	35,35,35,35	0
57	MG	2A	3542	1/1	0.98	0.09	21,21,21,21	0
57	MG	1W	201	1/1	0.98	0.23	30,30,30,30	0
57	MG	1A	3075	1/1	0.98	0.14	26,26,26,26	0
57	MG	1A	3890	1/1	0.98	0.05	18,18,18,18	0
57	MG	1A	3891	1/1	0.98	0.12	31,31,31,31	0
57	MG	1A	3017	1/1	0.98	0.08	47,47,47,47	0
57	MG	1A	3893	1/1	0.98	0.09	24,24,24,24	0
57	MG	2A	3202	1/1	0.98	0.19	41,41,41,41	0
57	MG	1A	3651	1/1	0.98	0.05	12,12,12,12	0
59	ZN	1n	103	1/1	0.98	0.04	76,76,76,76	0
59	ZN	2Y	202	1/1	0.98	0.04	83,83,83,83	0
57	MG	1A	3029	1/1	0.98	0.14	19,19,19,19	0
57	MG	1A	3218	1/1	0.98	0.20	31,31,31,31	0
57	MG	1X	103	1/1	0.98	0.08	35,35,35,35	0
60	SF4	2d	303	8/8	0.98	0.05	56,61,73,74	0
57	MG	1A	3523	1/1	0.99	0.09	21,21,21,21	0
57	MG	1A	3155	1/1	0.99	0.13	16,16,16,16	0

Continued on next page...

Continued from previous page...

Mol	Type	Chain	Res	Atoms	RSCC	RSR	B-factors(Å ²)	Q<0.9
57	MG	1A	3433	1/1	0.99	0.06	38,38,38,38	0
57	MG	1U	201	1/1	0.99	0.26	23,23,23,23	0
57	MG	1U	202	1/1	0.99	0.30	20,20,20,20	0
57	MG	1U	203	1/1	0.99	0.21	25,25,25,25	0
57	MG	1A	3079	1/1	0.99	0.09	20,20,20,20	0
57	MG	1A	3749	1/1	0.99	0.06	9,9,9,9	0
57	MG	1A	3464	1/1	0.99	0.24	18,18,18,18	0
57	MG	2A	3114	1/1	0.99	0.08	18,18,18,18	0
57	MG	1A	3667	1/1	0.99	0.07	21,21,21,21	0
57	MG	1A	3030	1/1	0.99	0.15	22,22,22,22	0
57	MG	1U	209	1/1	0.99	0.07	21,21,21,21	0
57	MG	1A	3127	1/1	0.99	0.14	22,22,22,22	0
57	MG	1V	201	1/1	0.99	0.19	17,17,17,17	0
57	MG	1a	1746	1/1	0.99	0.07	23,23,23,23	0
57	MG	1A	3901	1/1	0.99	0.04	18,18,18,18	0
57	MG	1V	203	1/1	0.99	0.15	22,22,22,22	0
57	MG	1A	3274	1/1	0.99	0.14	18,18,18,18	0
57	MG	1A	3755	1/1	0.99	0.03	11,11,11,11	0
57	MG	1A	3802	1/1	0.99	0.04	35,35,35,35	0
57	MG	1A	3107	1/1	0.99	0.06	25,25,25,25	0
57	MG	1A	3073	1/1	0.99	0.09	23,23,23,23	0
57	MG	1A	3130	1/1	0.99	0.03	25,25,25,25	0
57	MG	1A	3634	1/1	0.99	0.03	23,23,23,23	0
57	MG	1W	205	1/1	0.99	0.10	27,27,27,27	0
57	MG	1W	206	1/1	0.99	0.06	23,23,23,23	0
57	MG	1A	4009	1/1	0.99	0.07	7,7,7,7	0
57	MG	1A	3635	1/1	0.99	0.06	12,12,12,12	0
57	MG	1A	3636	1/1	0.99	0.06	12,12,12,12	0
57	MG	2A	3557	1/1	0.99	0.07	28,28,28,28	0
57	MG	1A	3204	1/1	0.99	0.07	23,23,23,23	0
57	MG	1A	4013	1/1	0.99	0.06	34,34,34,34	0
57	MG	1A	3144	1/1	0.99	0.16	17,17,17,17	0
57	MG	1A	3861	1/1	0.99	0.10	28,28,28,28	0
57	MG	1A	3764	1/1	0.99	0.05	24,24,24,24	0
57	MG	1A	3145	1/1	0.99	0.24	27,27,27,27	0
57	MG	1A	3061	1/1	0.99	0.11	27,27,27,27	0
57	MG	1A	3132	1/1	0.99	0.11	20,20,20,20	0
57	MG	1A	3186	1/1	0.99	0.14	24,24,24,24	0
57	MG	1A	3683	1/1	0.99	0.03	15,15,15,15	0
57	MG	1A	3148	1/1	0.99	0.05	23,23,23,23	0
57	MG	1A	3285	1/1	0.99	0.10	14,14,14,14	0
57	MG	1A	4024	1/1	0.99	0.04	35,35,35,35	0

Continued on next page...

Continued from previous page...

Mol	Type	Chain	Res	Atoms	RSCC	RSR	B-factors(\AA^2)	Q<0.9
57	MG	1A	3819	1/1	0.99	0.08	43,43,43,43	0
57	MG	1A	3012	1/1	0.99	0.04	21,21,21,21	0
57	MG	1A	3575	1/1	0.99	0.04	24,24,24,24	0
57	MG	1A	3450	1/1	0.99	0.15	25,25,25,25	0
57	MG	1A	3648	1/1	0.99	0.03	16,16,16,16	0
57	MG	2A	3433	1/1	0.99	0.11	15,15,15,15	0
57	MG	1A	3019	1/1	0.99	0.17	30,30,30,30	0
57	MG	1A	3151	1/1	0.99	0.17	27,27,27,27	0
57	MG	1A	3170	1/1	0.99	0.16	20,20,20,20	0
57	MG	1P	201	1/1	0.99	0.21	21,21,21,21	0
57	MG	1P	202	1/1	0.99	0.25	23,23,23,23	0
57	MG	1D	301	1/1	0.99	0.10	18,18,18,18	0
57	MG	1A	3580	1/1	0.99	0.09	8,8,8,8	0
57	MG	2A	3584	1/1	0.99	0.08	24,24,24,24	0
57	MG	2A	3585	1/1	0.99	0.08	29,29,29,29	0
57	MG	1Q	202	1/1	0.99	0.07	29,29,29,29	0
57	MG	2A	3811	1/1	0.99	0.10	43,43,43,43	0
57	MG	1A	3215	1/1	0.99	0.07	27,27,27,27	0
57	MG	2a	1711	1/1	0.99	0.03	49,49,49,49	0
57	MG	1A	3829	1/1	0.99	0.14	23,23,23,23	0
57	MG	1A	3093	1/1	0.99	0.17	13,13,13,13	0
57	MG	1A	3517	1/1	0.99	0.14	23,23,23,23	0
57	MG	1A	3005	1/1	0.99	0.07	28,28,28,28	0
57	MG	1R	201	1/1	0.99	0.05	36,36,36,36	0
57	MG	1A	3034	1/1	0.99	0.16	15,15,15,15	0
57	MG	1A	3658	1/1	0.99	0.06	30,30,30,30	0
59	ZN	1Y	204	1/1	0.99	0.03	55,55,55,55	0
57	MG	1R	204	1/1	0.99	0.08	25,25,25,25	0
59	ZN	15	108	1/1	0.99	0.09	44,44,44,44	0
59	ZN	16	102	1/1	0.99	0.07	42,42,42,42	0
59	ZN	19	102	1/1	0.99	0.04	31,31,31,31	0
57	MG	1D	310	1/1	0.99	0.15	13,13,13,13	0
57	MG	1A	3267	1/1	0.99	0.17	21,21,21,21	0
57	MG	1A	3788	1/1	0.99	0.05	41,41,41,41	0
59	ZN	25	107	1/1	0.99	0.05	41,41,41,41	0
59	ZN	26	102	1/1	0.99	0.03	52,52,52,52	0
59	ZN	29	501	1/1	0.99	0.04	50,50,50,50	0
57	MG	2A	3748	1/1	0.99	0.04	46,46,46,46	0
57	MG	1A	3195	1/1	0.99	0.03	29,29,29,29	0
57	MG	1A	3174	1/1	0.99	0.02	17,17,17,17	0
57	MG	1A	3868	1/1	1.00	0.04	20,20,20,20	0
57	MG	1A	3765	1/1	1.00	0.05	13,13,13,13	0

Continued on next page...

Continued from previous page...

Mol	Type	Chain	Res	Atoms	RSCC	RSR	B-factors(\AA^2)	Q<0.9
57	MG	1A	3693	1/1	1.00	0.06	9,9,9,9	0
57	MG	2A	3695	1/1	1.00	0.05	20,20,20,20	0
57	MG	1A	3839	1/1	1.00	0.02	16,16,16,16	0
57	MG	1A	3846	1/1	1.00	0.06	15,15,15,15	0
57	MG	1A	3867	1/1	1.00	0.01	12,12,12,12	0

6.5 Other polymers [i](#)

There are no such residues in this entry.