



wwPDB X-ray Structure Validation Summary Report ⓘ

Mar 26, 2026 – 05:25 PM UTC

PDB ID : 5NDK / pdb_00005ndk
Title : Crystal structure of aminoglycoside TC007 co-crystallized with 70S ribosome from *Thermus thermophilus*, three tRNAs and mRNA
Authors : Prokhorova, I.; Djumagulov, M.; Urzhumtsev, A.; Yusupov, M.; Yusupova, G.
Deposited on : 2017-03-08
Resolution : 2.95 Å (reported)

This is a wwPDB X-ray Structure Validation Summary Report for a publicly released PDB entry.

We welcome your comments at validation@mail.wwpdb.org

A user guide is available at

<https://www.wwpdb.org/validation/2017/XrayValidationReportHelp>

with specific help available everywhere you see the ⓘ symbol.

The types of validation reports are described at

<http://www.wwpdb.org/validation/2017/FAQs#types>.

The following versions of software and data (see [references ⓘ](#)) were used in the production of this report:

MolProbity : 4-5-2 with Phenix2.0
Mogul : 2022.3.0, CSD as543be (2022)
Xtriage (Phenix) : 2.0
EDS : 3.0
Buster-report : wwPDB partial adaption of 1.1.7 (2018)
Percentile statistics : 20250101.v01 (using entries in the PDB archive January 1st 2025)
CCP4 : 9.0.010 (Gargrove)
Density-Fitness : 1.0.12
Ideal geometry (proteins) : Engh & Huber (2001)
Ideal geometry (DNA, RNA) : Parkinson et al. (1996)
Validation Pipeline (wwPDB-VP) : 2.49

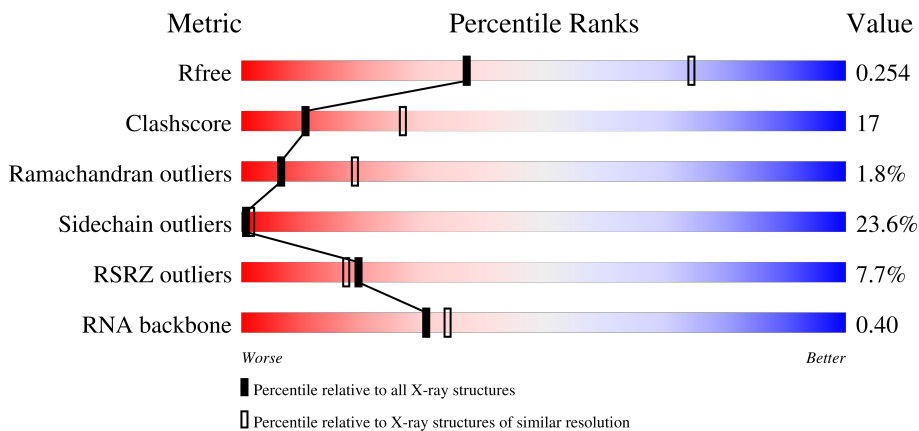
1 Overall quality at a glance

The following experimental techniques were used to determine the structure:

X-RAY DIFFRACTION

The reported resolution of this entry is 2.95 Å.

Percentile scores (ranging between 0-100) for global validation metrics of the entry are shown in the following graphic. The table shows the number of entries on which the scores are based.



| Metric | Whole archive (#Entries) | Similar resolution (#Entries, resolution range(Å)) |
|-----------------------|-----------------------------|---|
| R_{free} | 180053 | 1130 (2.98-2.94) |
| Clashscore | 190562 | 1157 (2.98-2.94) |
| Ramachandran outliers | 187476 | 1101 (2.98-2.94) |
| Sidechain outliers | 187428 | 1101 (2.98-2.94) |
| RSRZ outliers | 180081 | 1130 (2.98-2.94) |
| RNA backbone | 3983 | 1046 (3.16-2.76) |

The table below summarises the geometric issues observed across the polymeric chains and their fit to the electron density. The red, orange, yellow and green segments of the lower bar indicate the fraction of residues that contain outliers for ≥ 3 , 2, 1 and 0 types of geometric quality criteria respectively. A grey segment represents the fraction of residues that are not modelled. The numeric value for each fraction is indicated below the corresponding segment, with a dot representing fractions $\leq 5\%$. The upper red bar (where present) indicates the fraction of residues that have poor fit to the electron density. The numeric value is given above the bar.

| Mol | Chain | Length | Quality of chain |
|-----|-------|--------|--------------------|
| 1 | 13 | 1522 | 43% 44% 12% • |
| 1 | 1G | 1522 | 43% 44% 12% • |
| 2 | 65 | 112 | 36% 46% 16% •• |
| 2 | A8 | 112 | 42% 41% 15% •• |






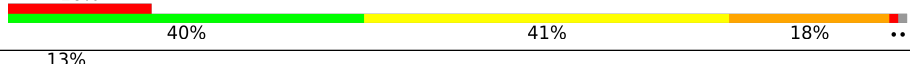
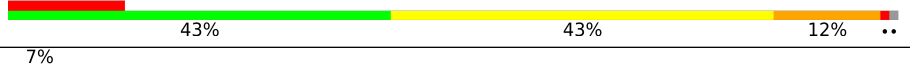
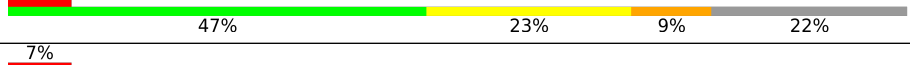
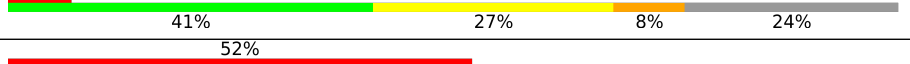












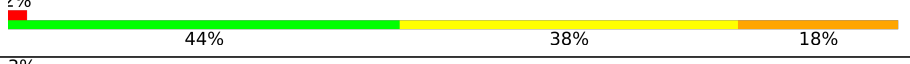
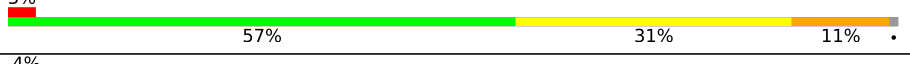


Continued on next page...

Continued from previous page...

| Mol | Chain | Length | Quality of chain |
|-----|-------|--------|------------------|
| 3 | B5 | 96 | |
| 3 | F8 | 96 | |
| 4 | 11 | 276 | |
| 4 | 19 | 276 | |
| 5 | L5 | 49 | |
| 5 | P8 | 49 | |
| 6 | 2A | 129 | |
| 6 | 2I | 129 | |
| 7 | 8A | 105 | |
| 7 | 8I | 105 | |
| 8 | 22 | 239 | |
| 8 | 2E | 239 | |
| 9 | 82 | 128 | |
| 9 | 8E | 128 | |
| 10 | 15 | 140 | |
| 10 | 58 | 140 | |
| 11 | C5 | 110 | |
| 11 | G8 | 110 | |
| 12 | M5 | 65 | |
| 12 | Q8 | 65 | |
| 13 | 3A | 132 | |
| 13 | 3I | 132 | |
| 14 | 32 | 209 | |
| 14 | 3E | 209 | |
| 15 | 14 | 2917 | |

Continued on next page...

Continued from previous page...

| Mol | Chain | Length | Quality of chain |
|-----|-------|--------|--|
| 15 | 1H | 2917 |  |
| 16 | 75 | 146 |  |
| 16 | B8 | 146 |  |
| 17 | H5 | 60 |  |
| 17 | L8 | 60 |  |
| 18 | 61 | 148 |  |
| 18 | 69 | 148 |  |
| 19 | 9A | 88 |  |
| 19 | 9I | 88 |  |
| 20 | 1B | 27 |  |
| 20 | 1F | 27 |  |
| 21 | 25 | 122 |  |
| 21 | 68 | 122 |  |
| 22 | D5 | 206 |  |
| 22 | H8 | 206 |  |
| 23 | 21 | 206 |  |
| 23 | 29 | 206 |  |
| 24 | 4A | 126 |  |
| 24 | 4I | 126 |  |
| 25 | 42 | 162 |  |
| 25 | 4E | 162 |  |
| 26 | 16 | 122 |  |
| 26 | 1J | 122 |  |
| 27 | 85 | 118 |  |
| 27 | C8 | 118 |  |



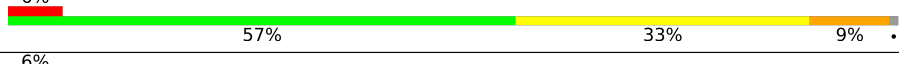







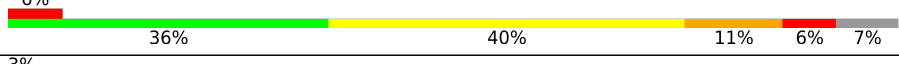
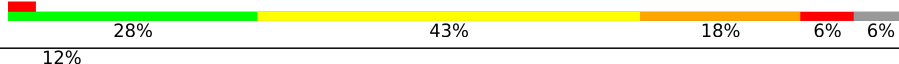
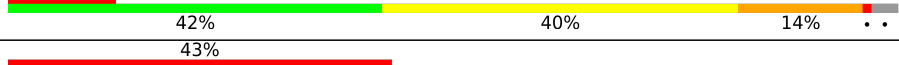


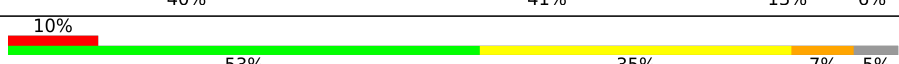
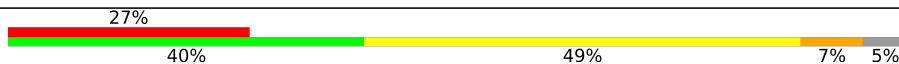


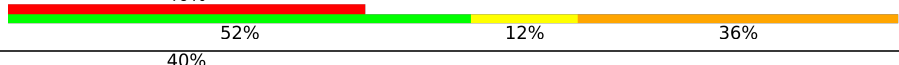
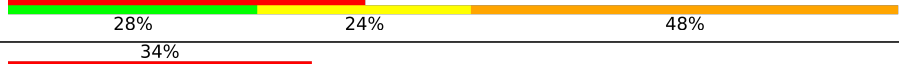




Continued on next page...

Continued from previous page...

| Mol | Chain | Length | Quality of chain |
|-----|-------|--------|------------------|
| 28 | I5 | 71 | |
| 28 | M8 | 71 | |
| 29 | AA | 93 | |
| 29 | AI | 93 | |
| 30 | 35 | 150 | |
| 30 | 78 | 150 | |
| 31 | E5 | 85 | |
| 31 | I8 | 85 | |
| 32 | 31 | 210 | |
| 32 | 39 | 210 | |
| 33 | 5A | 61 | |
| 33 | 5I | 61 | |
| 34 | 52 | 101 | |
| 34 | 5E | 101 | |
| 35 | 95 | 101 | |
| 35 | D8 | 101 | |
| 36 | J5 | 60 | |
| 36 | N8 | 60 | |
| 37 | BA | 106 | |
| 37 | BI | 106 | |
| 38 | 45 | 141 | |
| 38 | 88 | 141 | |
| 39 | F5 | 98 | |
| 39 | J8 | 98 | |
| 40 | 41 | 182 | |

Continued on next page...

Continued from previous page...

| Mol | Chain | Length | Quality of chain |
|-----|-------|--------|--|
| 40 | 49 | 182 |  |
| 41 | 6A | 89 |  |
| 41 | 6I | 89 |  |
| 42 | 62 | 156 |  |
| 42 | 6E | 156 |  |
| 43 | A5 | 113 |  |
| 43 | E8 | 113 |  |
| 44 | 12 | 256 |  |
| 44 | 1E | 256 |  |
| 45 | 55 | 118 |  |
| 45 | 98 | 118 |  |
| 46 | G5 | 72 |  |
| 46 | K8 | 72 |  |
| 47 | 51 | 180 |  |
| 47 | 59 | 180 |  |
| 48 | 1A | 105 |  |
| 48 | 1I | 105 |  |
| 49 | 7A | 88 |  |
| 49 | 7I | 88 |  |
| 50 | 72 | 138 |  |
| 50 | 7E | 138 |  |
| 51 | Y1 | 25 |  |
| 51 | Y4 | 25 |  |
| 52 | V1 | 76 |  |
| 52 | V4 | 76 |  |

Continued on next page...

Continued from previous page...

| Mol | Chain | Length | Quality of chain |
|-----|-------|--------|------------------|
| 52 | W1 | 76 | |
| 52 | W4 | 76 | |
| 52 | X1 | 76 | |
| 52 | X4 | 76 | |

The following table lists non-polymeric compounds, carbohydrate monomers and non-standard residues in protein, DNA, RNA chains that are outliers for geometric or electron-density-fit criteria:

| Mol | Type | Chain | Res | Chirality | Geometry | Clashes | Electron density |
|-----|------|-------|------|-----------|----------|---------|------------------|
| 54 | MG | 13 | 2238 | - | - | - | X |
| 54 | MG | 13 | 2239 | - | - | - | X |
| 54 | MG | 13 | 2287 | - | - | - | X |
| 54 | MG | 13 | 2293 | - | - | - | X |
| 54 | MG | 13 | 2307 | - | - | - | X |
| 54 | MG | 13 | 2321 | - | - | - | X |
| 54 | MG | 13 | 2322 | - | - | - | X |
| 54 | MG | 13 | 2335 | - | - | - | X |
| 54 | MG | 13 | 2372 | - | - | - | X |
| 54 | MG | 14 | 3250 | - | - | - | X |
| 54 | MG | 14 | 3396 | - | - | - | X |
| 54 | MG | 14 | 3433 | - | - | - | X |
| 54 | MG | 14 | 3457 | - | - | - | X |
| 54 | MG | 14 | 3460 | - | - | - | X |
| 54 | MG | 14 | 3495 | - | - | - | X |
| 54 | MG | 1G | 2264 | - | - | - | X |
| 54 | MG | 1G | 2269 | - | - | - | X |
| 54 | MG | 1G | 2329 | - | - | - | X |
| 54 | MG | 1G | 2355 | - | - | - | X |
| 54 | MG | 1G | 2374 | - | - | - | X |
| 54 | MG | 1H | 3094 | - | - | - | X |
| 54 | MG | 1H | 3141 | - | - | - | X |
| 54 | MG | 1H | 3235 | - | - | - | X |
| 54 | MG | 1H | 3492 | - | - | - | X |
| 54 | MG | X4 | 102 | - | - | - | X |

2 Entry composition [i](#)

There are 56 unique types of molecules in this entry. The entry contains 299577 atoms, of which 0 are hydrogens and 0 are deuteriums.

In the tables below, the ZeroOcc column contains the number of atoms modelled with zero occupancy, the AltConf column contains the number of residues with at least one atom in alternate conformation and the Trace column contains the number of residues modelled with at most 2 atoms.

- Molecule 1 is a RNA chain called 16S ribosomal RNA.

| Mol | Chain | Residues | Atoms | | | | | ZeroOcc | AltConf | Trace |
|-----|-------|----------|----------------|------------|-----------|------------|-----------|---------|---------|-------|
| | | | Total | C | N | O | P | | | |
| 1 | 13 | 1508 | Total 32409 | C 14425 | N 6001 | O 10475 | P 1508 | 0 | 0 | 0 |
| 1 | 1G | 1513 | Total 32514 | C 14473 | N 6021 | O 10508 | P 1512 | 0 | 0 | 0 |

There are 6 discrepancies between the modelled and reference sequences:

| Chain | Residue | Modelled | Actual | Comment | Reference |
|-------|---------|----------|--------|----------------|-------------|
| 13 | 2165 | G | - | expression tag | GB 55771382 |
| 13 | 2166 | C | - | expression tag | GB 55771382 |
| 13 | 2167 | U | - | expression tag | GB 55771382 |
| 1G | 2165 | G | - | expression tag | GB 55771382 |
| 1G | 2166 | C | - | expression tag | GB 55771382 |
| 1G | 2167 | U | - | expression tag | GB 55771382 |

- Molecule 2 is a protein called 50S ribosomal protein L18.

| Mol | Chain | Residues | Atoms | | | | ZeroOcc | AltConf | Trace |
|-----|-------|----------|--------------|----------|----------|----------|---------|---------|-------|
| | | | Total | C | N | O | | | |
| 2 | A8 | 111 | Total 881 | C 556 | N 176 | O 149 | 0 | 0 | 0 |
| 2 | 65 | 111 | Total 881 | C 556 | N 176 | O 149 | 0 | 0 | 0 |

- Molecule 3 is a protein called 50S ribosomal protein L23.

| Mol | Chain | Residues | Atoms | | | | | ZeroOcc | AltConf | Trace |
|-----|-------|----------|--------------|----------|----------|----------|--------|---------|---------|-------|
| | | | Total | C | N | O | S | | | |
| 3 | B5 | 92 | Total 725 | C 471 | N 131 | O 123 | | 0 | 0 | 0 |
| 3 | F8 | 94 | Total 742 | C 482 | N 134 | O 125 | S 1 | 0 | 0 | 0 |

- Molecule 4 is a protein called 50S ribosomal protein L2.

| Mol | Chain | Residues | Atoms | | | | | ZeroOcc | AltConf | Trace |
|-----|-------|----------|-------|------|-----|-----|---|---------|---------|-------|
| 4 | 11 | 273 | Total | C | N | O | S | 0 | 0 | 0 |
| | | | 2126 | 1341 | 424 | 358 | 3 | | | |
| 4 | 19 | 273 | Total | C | N | O | S | 0 | 0 | 0 |
| | | | 2120 | 1338 | 421 | 358 | 3 | | | |

- Molecule 5 is a protein called 50S ribosomal protein L34.

| Mol | Chain | Residues | Atoms | | | | | ZeroOcc | AltConf | Trace |
|-----|-------|----------|-------|-----|-----|----|---|---------|---------|-------|
| 5 | L5 | 47 | Total | C | N | O | S | 0 | 0 | 0 |
| | | | 409 | 251 | 102 | 54 | 2 | | | |
| 5 | P8 | 47 | Total | C | N | O | S | 0 | 0 | 0 |
| | | | 409 | 251 | 102 | 54 | 2 | | | |

- Molecule 6 is a protein called 30S ribosomal protein S11.

| Mol | Chain | Residues | Atoms | | | | | ZeroOcc | AltConf | Trace |
|-----|-------|----------|-------|-----|-----|-----|---|---------|---------|-------|
| 6 | 2A | 116 | Total | C | N | O | S | 0 | 0 | 0 |
| | | | 864 | 537 | 164 | 160 | 3 | | | |
| 6 | 2I | 116 | Total | C | N | O | S | 0 | 0 | 0 |
| | | | 864 | 537 | 164 | 160 | 3 | | | |

- Molecule 7 is a protein called 30S ribosomal protein S17.

| Mol | Chain | Residues | Atoms | | | | | ZeroOcc | AltConf | Trace |
|-----|-------|----------|-------|-----|-----|-----|---|---------|---------|-------|
| 7 | 8I | 100 | Total | C | N | O | S | 0 | 0 | 0 |
| | | | 834 | 534 | 155 | 143 | 2 | | | |
| 7 | 8A | 99 | Total | C | N | O | S | 0 | 0 | 0 |
| | | | 823 | 528 | 151 | 142 | 2 | | | |

- Molecule 8 is a protein called 30S ribosomal protein S3.

| Mol | Chain | Residues | Atoms | | | | | ZeroOcc | AltConf | Trace |
|-----|-------|----------|-------|------|-----|-----|---|---------|---------|-------|
| 8 | 22 | 206 | Total | C | N | O | S | 0 | 0 | 0 |
| | | | 1612 | 1016 | 314 | 281 | 1 | | | |
| 8 | 2E | 205 | Total | C | N | O | S | 0 | 0 | 0 |
| | | | 1605 | 1011 | 313 | 280 | 1 | | | |

- Molecule 9 is a protein called 30S ribosomal protein S9.

| Mol | Chain | Residues | Atoms | | | | ZeroOcc | AltConf | Trace |
|-----|-------|----------|-------|-----|-----|-----|---------|---------|-------|
| 9 | 8E | 127 | Total | C | N | O | 0 | 0 | 0 |
| | | | 1009 | 639 | 197 | 173 | | | |

Continued on next page...

Continued from previous page...

| Mol | Chain | Residues | Atoms | | | | ZeroOcc | AltConf | Trace |
|-----|-------|----------|-------|-----|-----|-----|---------|---------|-------|
| | | | Total | C | N | O | | | |
| 9 | 82 | 124 | 983 | 624 | 190 | 169 | 0 | 0 | 0 |

- Molecule 10 is a protein called 50S ribosomal protein L13.

| Mol | Chain | Residues | Atoms | | | | | ZeroOcc | AltConf | Trace |
|-----|-------|----------|-------|-----|-----|-----|---|---------|---------|-------|
| | | | Total | C | N | O | S | | | |
| 10 | 58 | 138 | 1104 | 712 | 206 | 182 | 4 | 0 | 0 | 0 |
| 10 | 15 | 138 | 1104 | 712 | 206 | 182 | 4 | 0 | 0 | 0 |

- Molecule 11 is a protein called 50S ribosomal protein L24.

| Mol | Chain | Residues | Atoms | | | | | ZeroOcc | AltConf | Trace |
|-----|-------|----------|-------|-----|-----|-----|---|---------|---------|-------|
| | | | Total | C | N | O | S | | | |
| 11 | G8 | 103 | 783 | 504 | 148 | 126 | 5 | 0 | 0 | 0 |
| 11 | C5 | 104 | 794 | 510 | 152 | 127 | 5 | 0 | 0 | 0 |

- Molecule 12 is a protein called 50S ribosomal protein L35.

| Mol | Chain | Residues | Atoms | | | | | ZeroOcc | AltConf | Trace |
|-----|-------|----------|-------|-----|-----|----|---|---------|---------|-------|
| | | | Total | C | N | O | S | | | |
| 12 | Q8 | 60 | 480 | 306 | 98 | 74 | 2 | 0 | 0 | 0 |
| 12 | M5 | 62 | 495 | 317 | 100 | 76 | 2 | 0 | 0 | 0 |

- Molecule 13 is a protein called 30S ribosomal protein S12.

| Mol | Chain | Residues | Atoms | | | | | ZeroOcc | AltConf | Trace |
|-----|-------|----------|-------|-----|-----|-----|---|---------|---------|-------|
| | | | Total | C | N | O | S | | | |
| 13 | 3I | 122 | 956 | 603 | 193 | 159 | 1 | 0 | 0 | 0 |
| 13 | 3A | 125 | 975 | 614 | 196 | 164 | 1 | 0 | 0 | 0 |

- Molecule 14 is a protein called 30S ribosomal protein S4.

| Mol | Chain | Residues | Atoms | | | | | ZeroOcc | AltConf | Trace |
|-----|-------|----------|-------|------|-----|-----|---|---------|---------|-------|
| | | | Total | C | N | O | S | | | |
| 14 | 3E | 208 | 1702 | 1066 | 339 | 290 | 7 | 0 | 0 | 0 |
| 14 | 32 | 208 | 1702 | 1066 | 339 | 290 | 7 | 0 | 0 | 0 |

- Molecule 15 is a RNA chain called 23S ribosomal RNA.

| Mol | Chain | Residues | Atoms | | | | | ZeroOcc | AltConf | Trace |
|-----|-------|----------|-------|-------|-------|-------|------|---------|---------|-------|
| | | | Total | C | N | O | P | | | |
| 15 | 1H | 2912 | 62707 | 27911 | 11722 | 20163 | 2911 | 0 | 0 | 0 |
| 15 | 14 | 2909 | 62647 | 27884 | 11716 | 20139 | 2908 | 0 | 0 | 0 |

There are 14 discrepancies between the modelled and reference sequences:

| Chain | Residue | Modelled | Actual | Comment | Reference |
|-------|---------|----------|--------|----------|-------------|
| 1H | 156 | U | UNK | conflict | GB 55771382 |
| 1H | 682 | A | G | conflict | GB 55771382 |
| 1H | 686 | C | G | conflict | GB 55771382 |
| 1H | 697 | G | C | conflict | GB 55771382 |
| 1H | 701 | A | C | conflict | GB 55771382 |
| 1H | 1106 | U | G | conflict | GB 55771382 |
| 1H | 1128 | A | C | conflict | GB 55771382 |
| 14 | 155A | U | UNK | conflict | GB 55771382 |
| 14 | 682 | A | G | conflict | GB 55771382 |
| 14 | 686 | C | G | conflict | GB 55771382 |
| 14 | 697 | G | C | conflict | GB 55771382 |
| 14 | 701 | A | C | conflict | GB 55771382 |
| 14 | 1106 | U | G | conflict | GB 55771382 |
| 14 | 1128 | A | C | conflict | GB 55771382 |

- Molecule 16 is a protein called 50S ribosomal protein L19.

| Mol | Chain | Residues | Atoms | | | | | ZeroOcc | AltConf | Trace |
|-----|-------|----------|-------|-----|-----|-----|---|---------|---------|-------|
| | | | Total | C | N | O | S | | | |
| 16 | B8 | 129 | 1081 | 674 | 223 | 183 | 1 | 0 | 0 | 0 |
| 16 | 75 | 137 | 1141 | 710 | 234 | 196 | 1 | 0 | 0 | 0 |

- Molecule 17 is a protein called 50S ribosomal protein L30.

| Mol | Chain | Residues | Atoms | | | | ZeroOcc | AltConf | Trace |
|-----|-------|----------|-------|-----|----|----|---------|---------|-------|
| | | | Total | C | N | O | | | |
| 17 | L8 | 57 | 452 | 288 | 88 | 76 | 0 | 0 | 0 |
| 17 | H5 | 59 | 468 | 298 | 90 | 80 | 0 | 0 | 0 |

- Molecule 18 is a protein called 50S ribosomal protein L9.

| Mol | Chain | Residues | Atoms | | | | | ZeroOcc | AltConf | Trace |
|-----|-------|----------|-------|-----|-----|-----|---|---------|---------|-------|
| 18 | 61 | 146 | Total | C | N | O | S | 0 | 0 | 0 |
| | | | 1136 | 726 | 201 | 208 | 1 | | | |
| 18 | 69 | 146 | Total | C | N | O | S | 0 | 0 | 0 |
| | | | 1136 | 726 | 201 | 208 | 1 | | | |

- Molecule 19 is a protein called 30S ribosomal protein S18.

| Mol | Chain | Residues | Atoms | | | | ZeroOcc | AltConf | Trace |
|-----|-------|----------|-------|-----|-----|----|---------|---------|-------|
| 19 | 9I | 67 | Total | C | N | O | 0 | 0 | 0 |
| | | | 550 | 352 | 107 | 91 | | | |
| 19 | 9A | 69 | Total | C | N | O | 0 | 0 | 0 |
| | | | 564 | 361 | 110 | 93 | | | |

- Molecule 20 is a protein called 30S ribosomal protein Thx.

| Mol | Chain | Residues | Atoms | | | | ZeroOcc | AltConf | Trace |
|-----|-------|----------|-------|-----|----|----|---------|---------|-------|
| 20 | 1F | 23 | Total | C | N | O | 0 | 0 | 0 |
| | | | 199 | 122 | 48 | 29 | | | |
| 20 | 1B | 25 | Total | C | N | O | 0 | 0 | 0 |
| | | | 217 | 134 | 52 | 31 | | | |

- Molecule 21 is a protein called 50S ribosomal protein L14.

| Mol | Chain | Residues | Atoms | | | | | ZeroOcc | AltConf | Trace |
|-----|-------|----------|-------|-----|-----|-----|---|---------|---------|-------|
| 21 | 68 | 122 | Total | C | N | O | S | 0 | 0 | 0 |
| | | | 932 | 588 | 171 | 169 | 4 | | | |
| 21 | 25 | 122 | Total | C | N | O | S | 0 | 0 | 0 |
| | | | 932 | 588 | 171 | 169 | 4 | | | |

- Molecule 22 is a protein called 50S ribosomal protein L25.

| Mol | Chain | Residues | Atoms | | | | | ZeroOcc | AltConf | Trace |
|-----|-------|----------|-------|-----|-----|-----|---|---------|---------|-------|
| 22 | H8 | 171 | Total | C | N | O | S | 0 | 0 | 0 |
| | | | 1373 | 876 | 247 | 247 | 3 | | | |
| 22 | D5 | 135 | Total | C | N | O | S | 0 | 0 | 0 |
| | | | 1120 | 720 | 202 | 195 | 3 | | | |

- Molecule 23 is a protein called 50S ribosomal protein L3.

| Mol | Chain | Residues | Atoms | | | | | ZeroOcc | AltConf | Trace |
|-----|-------|----------|-------|-----|-----|-----|---|---------|---------|-------|
| 23 | 21 | 205 | Total | C | N | O | S | 0 | 0 | 0 |
| | | | 1568 | 991 | 300 | 271 | 6 | | | |

Continued on next page...

Continued from previous page...

| Mol | Chain | Residues | Atoms | | | | | ZeroOcc | AltConf | Trace |
|-----|-------|----------|-------|-----|-----|-----|---|---------|---------|-------|
| 23 | 29 | 205 | Total | C | N | O | S | 0 | 0 | 0 |
| | | | 1568 | 991 | 300 | 271 | 6 | | | |

- Molecule 24 is a protein called 30S ribosomal protein S13.

| Mol | Chain | Residues | Atoms | | | | | ZeroOcc | AltConf | Trace |
|-----|-------|----------|-------|-----|-----|-----|---|---------|---------|-------|
| 24 | 4I | 116 | Total | C | N | O | S | 0 | 0 | 0 |
| | | | 928 | 574 | 191 | 161 | 2 | | | |
| 24 | 4A | 116 | Total | C | N | O | S | 0 | 0 | 0 |
| | | | 928 | 574 | 191 | 161 | 2 | | | |

- Molecule 25 is a protein called 30S ribosomal protein S5.

| Mol | Chain | Residues | Atoms | | | | | ZeroOcc | AltConf | Trace |
|-----|-------|----------|-------|-----|-----|-----|---|---------|---------|-------|
| 25 | 4E | 151 | Total | C | N | O | S | 0 | 0 | 0 |
| | | | 1155 | 729 | 218 | 204 | 4 | | | |
| 25 | 42 | 151 | Total | C | N | O | S | 0 | 0 | 0 |
| | | | 1155 | 729 | 218 | 204 | 4 | | | |

- Molecule 26 is a RNA chain called 5S ribosomal RNA.

| Mol | Chain | Residues | Atoms | | | | | ZeroOcc | AltConf | Trace |
|-----|-------|----------|-------|------|-----|-----|-----|---------|---------|-------|
| 26 | 16 | 122 | Total | C | N | O | P | 0 | 0 | 0 |
| | | | 2617 | 1166 | 486 | 844 | 121 | | | |
| 26 | 1J | 122 | Total | C | N | O | P | 0 | 0 | 0 |
| | | | 2617 | 1166 | 486 | 844 | 121 | | | |

- Molecule 27 is a protein called 50S ribosomal protein L20.

| Mol | Chain | Residues | Atoms | | | | | ZeroOcc | AltConf | Trace |
|-----|-------|----------|-------|-----|-----|-----|---|---------|---------|-------|
| 27 | C8 | 117 | Total | C | N | O | S | 0 | 0 | 0 |
| | | | 963 | 610 | 202 | 150 | 1 | | | |
| 27 | 85 | 117 | Total | C | N | O | S | 0 | 0 | 0 |
| | | | 963 | 610 | 202 | 150 | 1 | | | |

- Molecule 28 is a protein called 50S ribosomal protein L31.

| Mol | Chain | Residues | Atoms | | | | | ZeroOcc | AltConf | Trace |
|-----|-------|----------|-------|-----|----|----|---|---------|---------|-------|
| 28 | M8 | 66 | Total | C | N | O | S | 0 | 0 | 0 |
| | | | 533 | 335 | 96 | 97 | 5 | | | |
| 28 | I5 | 63 | Total | C | N | O | S | 0 | 0 | 0 |
| | | | 515 | 326 | 93 | 91 | 5 | | | |

- Molecule 29 is a protein called 30S ribosomal protein S19.

| Mol | Chain | Residues | Atoms | | | | | ZeroOcc | AltConf | Trace |
|-----|-------|----------|-------|-----|-----|-----|---|---------|---------|-------|
| 29 | AI | 80 | Total | C | N | O | S | 0 | 0 | 0 |
| | | | 643 | 411 | 118 | 112 | 2 | | | |
| 29 | AA | 78 | Total | C | N | O | S | 0 | 0 | 0 |
| | | | 624 | 398 | 115 | 109 | 2 | | | |

- Molecule 30 is a protein called 50S ribosomal protein L15.

| Mol | Chain | Residues | Atoms | | | | | ZeroOcc | AltConf | Trace |
|-----|-------|----------|-------|-----|-----|-----|---|---------|---------|-------|
| 30 | 78 | 147 | Total | C | N | O | S | 0 | 0 | 0 |
| | | | 1122 | 698 | 229 | 192 | 3 | | | |
| 30 | 35 | 150 | Total | C | N | O | S | 0 | 0 | 0 |
| | | | 1144 | 712 | 232 | 197 | 3 | | | |

- Molecule 31 is a protein called 50S ribosomal protein L27.

| Mol | Chain | Residues | Atoms | | | | | ZeroOcc | AltConf | Trace |
|-----|-------|----------|-------|-----|-----|-----|---|---------|---------|-------|
| 31 | I8 | 83 | Total | C | N | O | S | 0 | 0 | 0 |
| | | | 656 | 407 | 139 | 109 | 1 | | | |
| 31 | E5 | 84 | Total | C | N | O | S | 0 | 0 | 0 |
| | | | 645 | 398 | 136 | 110 | 1 | | | |

- Molecule 32 is a protein called 50S ribosomal protein L4.

| Mol | Chain | Residues | Atoms | | | | | ZeroOcc | AltConf | Trace |
|-----|-------|----------|-------|------|-----|-----|---|---------|---------|-------|
| 32 | 31 | 202 | Total | C | N | O | S | 0 | 0 | 0 |
| | | | 1585 | 1011 | 297 | 275 | 2 | | | |
| 32 | 39 | 208 | Total | C | N | O | S | 0 | 0 | 0 |
| | | | 1627 | 1037 | 304 | 283 | 3 | | | |

- Molecule 33 is a protein called 30S ribosomal protein S14 type Z.

| Mol | Chain | Residues | Atoms | | | | | ZeroOcc | AltConf | Trace |
|-----|-------|----------|-------|-----|-----|----|---|---------|---------|-------|
| 33 | 5I | 60 | Total | C | N | O | S | 0 | 0 | 0 |
| | | | 491 | 312 | 104 | 71 | 4 | | | |
| 33 | 5A | 58 | Total | C | N | O | S | 0 | 0 | 0 |
| | | | 475 | 303 | 99 | 69 | 4 | | | |

- Molecule 34 is a protein called 30S ribosomal protein S6.

| Mol | Chain | Residues | Atoms | | | | | ZeroOcc | AltConf | Trace |
|-----|-------|----------|-------|-----|-----|-----|---|---------|---------|-------|
| 34 | 5E | 101 | Total | C | N | O | S | 0 | 0 | 0 |
| | | | 842 | 531 | 155 | 153 | 3 | | | |
| 34 | 52 | 101 | Total | C | N | O | S | 0 | 0 | 0 |
| | | | 842 | 531 | 155 | 153 | 3 | | | |

- Molecule 35 is a protein called 50S ribosomal protein L21.

| Mol | Chain | Residues | Atoms | | | | | ZeroOcc | AltConf | Trace |
|-----|-------|----------|-------|-----|-----|-----|---|---------|---------|-------|
| 35 | D8 | 101 | Total | C | N | O | S | 0 | 0 | 0 |
| | | | 778 | 501 | 142 | 134 | 1 | | | |
| 35 | 95 | 101 | Total | C | N | O | S | 0 | 0 | 0 |
| | | | 778 | 501 | 142 | 134 | 1 | | | |

- Molecule 36 is a protein called 50S ribosomal protein L32.

| Mol | Chain | Residues | Atoms | | | | | ZeroOcc | AltConf | Trace |
|-----|-------|----------|-------|-----|----|----|---|---------|---------|-------|
| 36 | N8 | 55 | Total | C | N | O | S | 0 | 0 | 0 |
| | | | 429 | 269 | 86 | 69 | 5 | | | |
| 36 | J5 | 56 | Total | C | N | O | S | 0 | 0 | 0 |
| | | | 434 | 272 | 87 | 70 | 5 | | | |

- Molecule 37 is a protein called 30S ribosomal protein S20.

| Mol | Chain | Residues | Atoms | | | | | ZeroOcc | AltConf | Trace |
|-----|-------|----------|-------|-----|-----|-----|---|---------|---------|-------|
| 37 | BI | 99 | Total | C | N | O | S | 0 | 0 | 0 |
| | | | 762 | 470 | 162 | 128 | 2 | | | |
| 37 | BA | 99 | Total | C | N | O | S | 0 | 0 | 0 |
| | | | 762 | 470 | 162 | 128 | 2 | | | |

- Molecule 38 is a protein called 50S ribosomal protein L16.

| Mol | Chain | Residues | Atoms | | | | | ZeroOcc | AltConf | Trace |
|-----|-------|----------|-------|-----|-----|-----|---|---------|---------|-------|
| 38 | 88 | 141 | Total | C | N | O | S | 0 | 0 | 0 |
| | | | 1121 | 715 | 212 | 187 | 7 | | | |
| 38 | 45 | 140 | Total | C | N | O | S | 0 | 0 | 0 |
| | | | 1113 | 710 | 211 | 186 | 6 | | | |

- Molecule 39 is a protein called 50S ribosomal protein L28.

| Mol | Chain | Residues | Atoms | | | | | ZeroOcc | AltConf | Trace |
|-----|-------|----------|-------|-----|-----|-----|---|---------|---------|-------|
| 39 | J8 | 95 | Total | C | N | O | S | 0 | 0 | 0 |
| | | | 746 | 469 | 148 | 128 | 1 | | | |

Continued on next page...

Continued from previous page...

| Mol | Chain | Residues | Atoms | | | | | ZeroOcc | AltConf | Trace |
|-----|-------|----------|-------|-----|-----|-----|---|---------|---------|-------|
| | | | Total | C | N | O | S | | | |
| 39 | F5 | 94 | 737 | 463 | 146 | 127 | 1 | 0 | 0 | 0 |

- Molecule 40 is a protein called 50S ribosomal protein L5.

| Mol | Chain | Residues | Atoms | | | | | ZeroOcc | AltConf | Trace |
|-----|-------|----------|-------|-----|-----|-----|---|---------|---------|-------|
| | | | Total | C | N | O | S | | | |
| 40 | 41 | 181 | 1473 | 942 | 268 | 259 | 4 | 0 | 0 | 0 |
| 40 | 49 | 181 | 1473 | 942 | 268 | 259 | 4 | 0 | 0 | 0 |

- Molecule 41 is a protein called 30S ribosomal protein S15.

| Mol | Chain | Residues | Atoms | | | | | ZeroOcc | AltConf | Trace |
|-----|-------|----------|-------|-----|-----|-----|---|---------|---------|-------|
| | | | Total | C | N | O | S | | | |
| 41 | 6I | 88 | 733 | 459 | 147 | 125 | 2 | 0 | 0 | 0 |
| 41 | 6A | 88 | 733 | 459 | 147 | 125 | 2 | 0 | 0 | 0 |

- Molecule 42 is a protein called 30S ribosomal protein S7.

| Mol | Chain | Residues | Atoms | | | | | ZeroOcc | AltConf | Trace |
|-----|-------|----------|-------|-----|-----|-----|---|---------|---------|-------|
| | | | Total | C | N | O | S | | | |
| 42 | 6E | 144 | 1157 | 718 | 230 | 203 | 6 | 0 | 0 | 0 |
| 42 | 62 | 147 | 1200 | 750 | 237 | 207 | 6 | 0 | 0 | 0 |

- Molecule 43 is a protein called 50S ribosomal protein L22.

| Mol | Chain | Residues | Atoms | | | | | ZeroOcc | AltConf | Trace |
|-----|-------|----------|-------|-----|-----|-----|---|---------|---------|-------|
| | | | Total | C | N | O | S | | | |
| 43 | E8 | 112 | 890 | 560 | 175 | 153 | 2 | 0 | 0 | 0 |
| 43 | A5 | 113 | 899 | 566 | 177 | 154 | 2 | 0 | 0 | 0 |

- Molecule 44 is a protein called 30S ribosomal protein S2.

| Mol | Chain | Residues | Atoms | | | | | ZeroOcc | AltConf | Trace |
|-----|-------|----------|-------|------|-----|-----|---|---------|---------|-------|
| | | | Total | C | N | O | S | | | |
| 44 | 1E | 237 | 1924 | 1228 | 344 | 347 | 5 | 0 | 0 | 0 |
| 44 | 12 | 237 | 1924 | 1228 | 344 | 347 | 5 | 0 | 0 | 0 |

- Molecule 45 is a protein called 50S ribosomal protein L17.

| Mol | Chain | Residues | Atoms | | | | | ZeroOcc | AltConf | Trace |
|-----|-------|----------|-------|-----|-----|-----|---|---------|---------|-------|
| 45 | 98 | 118 | Total | C | N | O | S | 0 | 0 | 0 |
| | | | 967 | 604 | 203 | 159 | 1 | | | |
| 45 | 55 | 117 | Total | C | N | O | S | 0 | 0 | 0 |
| | | | 959 | 599 | 202 | 158 | | | | |

- Molecule 46 is a protein called 50S ribosomal protein L29.

| Mol | Chain | Residues | Atoms | | | | | ZeroOcc | AltConf | Trace |
|-----|-------|----------|-------|-----|-----|-----|---|---------|---------|-------|
| 46 | K8 | 68 | Total | C | N | O | S | 0 | 0 | 0 |
| | | | 575 | 358 | 116 | 100 | 1 | | | |
| 46 | G5 | 67 | Total | C | N | O | S | 0 | 0 | 0 |
| | | | 567 | 351 | 115 | 100 | 1 | | | |

- Molecule 47 is a protein called 50S ribosomal protein L6.

| Mol | Chain | Residues | Atoms | | | | | ZeroOcc | AltConf | Trace |
|-----|-------|----------|-------|-----|-----|-----|---|---------|---------|-------|
| 47 | 51 | 174 | Total | C | N | O | S | 0 | 0 | 0 |
| | | | 1336 | 848 | 251 | 236 | 1 | | | |
| 47 | 59 | 170 | Total | C | N | O | S | 0 | 0 | 0 |
| | | | 1307 | 829 | 245 | 232 | 1 | | | |

- Molecule 48 is a protein called 30S ribosomal protein S10.

| Mol | Chain | Residues | Atoms | | | | | ZeroOcc | AltConf | Trace |
|-----|-------|----------|-------|-----|-----|-----|---|---------|---------|-------|
| 48 | 1A | 99 | Total | C | N | O | S | 0 | 0 | 0 |
| | | | 801 | 504 | 157 | 139 | 1 | | | |
| 48 | 1I | 99 | Total | C | N | O | S | 0 | 0 | 0 |
| | | | 801 | 504 | 157 | 139 | 1 | | | |

- Molecule 49 is a protein called 30S ribosomal protein S16.

| Mol | Chain | Residues | Atoms | | | | | ZeroOcc | AltConf | Trace |
|-----|-------|----------|-------|-----|-----|-----|---|---------|---------|-------|
| 49 | 7I | 84 | Total | C | N | O | S | 0 | 0 | 0 |
| | | | 705 | 446 | 140 | 118 | 1 | | | |
| 49 | 7A | 84 | Total | C | N | O | S | 0 | 0 | 0 |
| | | | 705 | 446 | 140 | 118 | 1 | | | |

- Molecule 50 is a protein called 30S ribosomal protein S8.

| Mol | Chain | Residues | Atoms | | | | | ZeroOcc | AltConf | Trace |
|-----|-------|----------|-------|-----|-----|-----|---|---------|---------|-------|
| 50 | 7E | 138 | Total | C | N | O | S | 0 | 0 | 0 |
| | | | 1115 | 705 | 215 | 192 | 3 | | | |
| 50 | 72 | 138 | Total | C | N | O | S | 0 | 0 | 0 |
| | | | 1115 | 705 | 215 | 192 | 3 | | | |

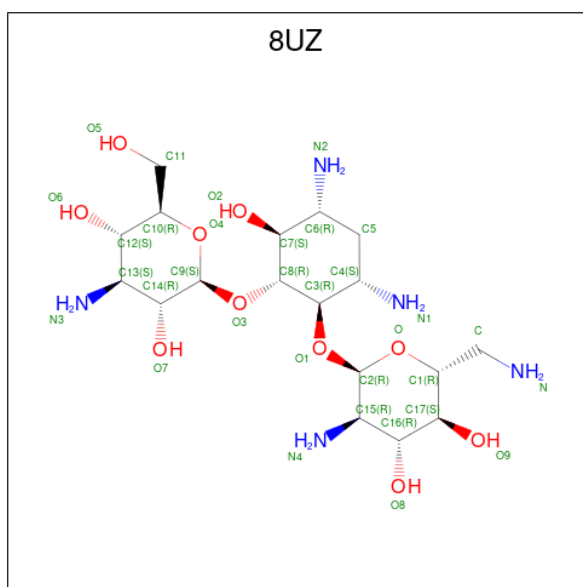
- Molecule 51 is a RNA chain called mRNA.

| Mol | Chain | Residues | Atoms | | | | | ZeroOcc | AltConf | Trace |
|-----|-------|----------|-------|-----|----|-----|----|---------|---------|-------|
| 51 | Y1 | 25 | Total | C | N | O | P | 0 | 0 | 0 |
| | | | 521 | 234 | 78 | 185 | 24 | | | |
| 51 | Y4 | 25 | Total | C | N | O | P | 0 | 0 | 0 |
| | | | 521 | 234 | 78 | 185 | 24 | | | |

- Molecule 52 is a RNA chain called tRNA-Phe.

| Mol | Chain | Residues | Atoms | | | | | ZeroOcc | AltConf | Trace |
|-----|-------|----------|-------|-----|-----|-----|----|---------|---------|-------|
| 52 | W1 | 76 | Total | C | N | O | P | 0 | 0 | 0 |
| | | | 1619 | 723 | 290 | 531 | 75 | | | |
| 52 | X1 | 76 | Total | C | N | O | P | 0 | 0 | 0 |
| | | | 1619 | 723 | 290 | 531 | 75 | | | |
| 52 | V1 | 76 | Total | C | N | O | P | 0 | 0 | 0 |
| | | | 1619 | 723 | 290 | 531 | 75 | | | |
| 52 | W4 | 76 | Total | C | N | O | P | 0 | 0 | 0 |
| | | | 1619 | 723 | 290 | 531 | 75 | | | |
| 52 | X4 | 76 | Total | C | N | O | P | 0 | 0 | 0 |
| | | | 1619 | 723 | 290 | 531 | 75 | | | |
| 52 | V4 | 76 | Total | C | N | O | P | 0 | 0 | 0 |
| | | | 1619 | 723 | 290 | 531 | 75 | | | |

- Molecule 53 is TC007 (CCD ID: 8UZ) (formula: C₁₈H₃₇N₅O₁₀).



| Mol | Chain | Residues | Atoms | | | ZeroOcc | AltConf | |
|-----|-------|----------|-------|----|---|---------|---------|---|
| 53 | 13 | 1 | Total | C | N | O | 0 | 0 |
| | | | 33 | 18 | 5 | 10 | | |
| 53 | 13 | 1 | Total | C | N | O | 0 | 0 |
| | | | 33 | 18 | 5 | 10 | | |
| 53 | 1G | 1 | Total | C | N | O | 0 | 0 |
| | | | 33 | 18 | 5 | 10 | | |
| 53 | 1G | 1 | Total | C | N | O | 0 | 0 |
| | | | 33 | 18 | 5 | 10 | | |

- Molecule 54 is MAGNESIUM ION (CCD ID: MG) (formula: Mg).

| Mol | Chain | Residues | Atoms | | ZeroOcc | AltConf |
|-----|-------|----------|-------|-----|---------|---------|
| 54 | 13 | 182 | Total | Mg | 0 | 0 |
| | | | 182 | 182 | | |
| 54 | A8 | 1 | Total | Mg | 0 | 0 |
| | | | 1 | 1 | | |
| 54 | B5 | 1 | Total | Mg | 0 | 0 |
| | | | 1 | 1 | | |
| 54 | 11 | 5 | Total | Mg | 0 | 0 |
| | | | 5 | 5 | | |
| 54 | 2A | 1 | Total | Mg | 0 | 0 |
| | | | 1 | 1 | | |
| 54 | 1G | 178 | Total | Mg | 0 | 0 |
| | | | 178 | 178 | | |
| 54 | 58 | 1 | Total | Mg | 0 | 0 |
| | | | 1 | 1 | | |
| 54 | G8 | 1 | Total | Mg | 0 | 0 |
| | | | 1 | 1 | | |

Continued on next page...

Continued from previous page...

| Mol | Chain | Residues | Atoms | | ZeroOcc | AltConf |
|-----|-------|----------|--------------|-----------|---------|---------|
| 54 | 19 | 3 | Total 3 | Mg 3 | 0 | 0 |
| 54 | 3I | 1 | Total 1 | Mg 1 | 0 | 0 |
| 54 | 3E | 2 | Total 2 | Mg 2 | 0 | 0 |
| 54 | 1H | 597 | Total 597 | Mg 597 | 0 | 0 |
| 54 | B8 | 1 | Total 1 | Mg 1 | 0 | 0 |
| 54 | C5 | 2 | Total 2 | Mg 2 | 0 | 0 |
| 54 | L8 | 1 | Total 1 | Mg 1 | 0 | 0 |
| 54 | 14 | 568 | Total 568 | Mg 568 | 0 | 0 |
| 54 | 68 | 2 | Total 2 | Mg 2 | 0 | 0 |
| 54 | 21 | 3 | Total 3 | Mg 3 | 0 | 0 |
| 54 | 4I | 1 | Total 1 | Mg 1 | 0 | 0 |
| 54 | 4E | 1 | Total 1 | Mg 1 | 0 | 0 |
| 54 | 16 | 14 | Total 14 | Mg 14 | 0 | 0 |
| 54 | 25 | 2 | Total 2 | Mg 2 | 0 | 0 |
| 54 | 29 | 5 | Total 5 | Mg 5 | 0 | 0 |
| 54 | 42 | 1 | Total 1 | Mg 1 | 0 | 0 |
| 54 | 1J | 14 | Total 14 | Mg 14 | 0 | 0 |
| 54 | 78 | 3 | Total 3 | Mg 3 | 0 | 0 |
| 54 | 85 | 1 | Total 1 | Mg 1 | 0 | 0 |
| 54 | I8 | 2 | Total 2 | Mg 2 | 0 | 0 |
| 54 | 31 | 3 | Total 3 | Mg 3 | 0 | 0 |

Continued on next page...

Continued from previous page...

| Mol | Chain | Residues | Atoms | | ZeroOcc | AltConf |
|-----|-------|----------|------------|---------|---------|---------|
| 54 | 5I | 1 | Total 1 | Mg 1 | 0 | 0 |
| 54 | 5E | 1 | Total 1 | Mg 1 | 0 | 0 |
| 54 | 35 | 1 | Total 1 | Mg 1 | 0 | 0 |
| 54 | E5 | 2 | Total 2 | Mg 2 | 0 | 0 |
| 54 | 39 | 2 | Total 2 | Mg 2 | 0 | 0 |
| 54 | 52 | 1 | Total 1 | Mg 1 | 0 | 0 |
| 54 | 88 | 5 | Total 5 | Mg 5 | 0 | 0 |
| 54 | 41 | 2 | Total 2 | Mg 2 | 0 | 0 |
| 54 | 45 | 2 | Total 2 | Mg 2 | 0 | 0 |
| 54 | 49 | 1 | Total 1 | Mg 1 | 0 | 0 |
| 54 | 6A | 1 | Total 1 | Mg 1 | 0 | 0 |
| 54 | 98 | 1 | Total 1 | Mg 1 | 0 | 0 |
| 54 | A5 | 1 | Total 1 | Mg 1 | 0 | 0 |
| 54 | K8 | 1 | Total 1 | Mg 1 | 0 | 0 |
| 54 | 55 | 2 | Total 2 | Mg 2 | 0 | 0 |
| 54 | P8 | 1 | Total 1 | Mg 1 | 0 | 0 |
| 54 | 7A | 1 | Total 1 | Mg 1 | 0 | 0 |
| 54 | W1 | 4 | Total 4 | Mg 4 | 0 | 0 |
| 54 | X1 | 9 | Total 9 | Mg 9 | 0 | 0 |
| 54 | W4 | 4 | Total 4 | Mg 4 | 0 | 0 |
| 54 | X4 | 6 | Total 6 | Mg 6 | 0 | 0 |

- Molecule 55 is ZINC ION (CCD ID: ZN) (formula: Zn).

| Mol | Chain | Residues | Atoms | ZeroOcc | AltConf |
|-----|-------|----------|-----------------|---------|---------|
| 55 | G8 | 1 | Total Zn 1 1 | 0 | 0 |
| 55 | 3E | 1 | Total Zn 1 1 | 0 | 0 |
| 55 | C5 | 1 | Total Zn 1 1 | 0 | 0 |
| 55 | 32 | 1 | Total Zn 1 1 | 0 | 0 |
| 55 | 5I | 1 | Total Zn 1 1 | 0 | 0 |
| 55 | 5A | 1 | Total Zn 1 1 | 0 | 0 |

- Molecule 56 is water.

| Mol | Chain | Residues | Atoms | ZeroOcc | AltConf |
|-----|-------|----------|--------------------|---------|---------|
| 56 | 13 | 76 | Total O 76 76 | 0 | 0 |
| 56 | 11 | 1 | Total O 1 1 | 0 | 0 |
| 56 | L5 | 3 | Total O 3 3 | 0 | 0 |
| 56 | 1G | 72 | Total O 72 72 | 0 | 0 |
| 56 | 19 | 8 | Total O 8 8 | 0 | 0 |
| 56 | 1H | 533 | Total O 533 533 | 0 | 0 |
| 56 | B8 | 1 | Total O 1 1 | 0 | 0 |
| 56 | M5 | 2 | Total O 2 2 | 0 | 0 |
| 56 | 14 | 512 | Total O 512 512 | 0 | 0 |
| 56 | 21 | 1 | Total O 1 1 | 0 | 0 |
| 56 | C8 | 3 | Total O 3 3 | 0 | 0 |
| 56 | 29 | 4 | Total O 4 4 | 0 | 0 |
| 56 | 78 | 4 | Total O 4 4 | 0 | 0 |

Continued on next page...

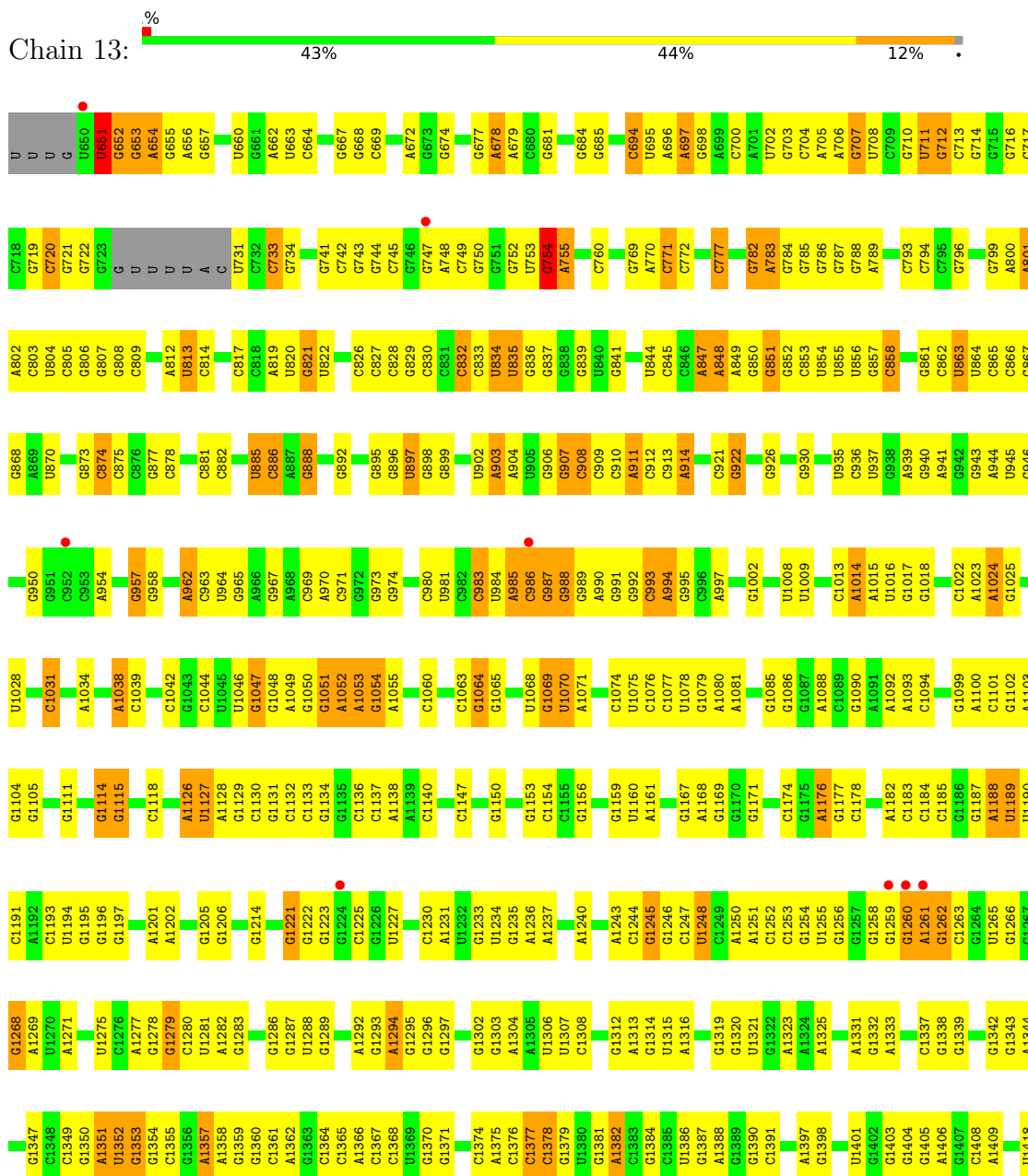
Continued from previous page...

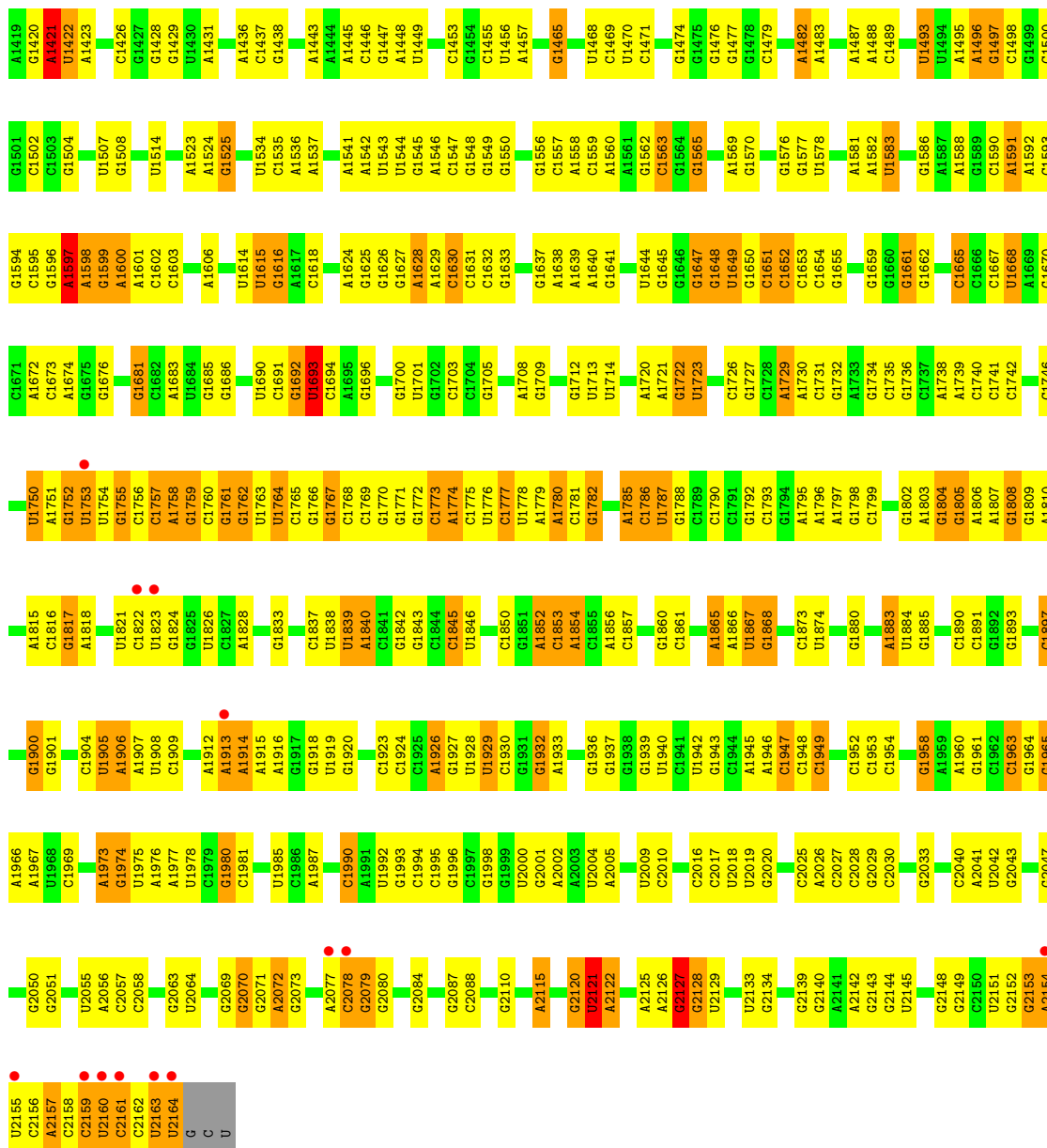
| Mol | Chain | Residues | Atoms | ZeroOcc | AltConf |
|-----|-------|----------|----------------|---------|---------|
| 56 | I8 | 5 | Total O 5 5 | 0 | 0 |
| 56 | 31 | 5 | Total O 5 5 | 0 | 0 |
| 56 | 35 | 1 | Total O 1 1 | 0 | 0 |
| 56 | D8 | 1 | Total O 1 1 | 0 | 0 |
| 56 | 39 | 6 | Total O 6 6 | 0 | 0 |
| 56 | 5A | 1 | Total O 1 1 | 0 | 0 |
| 56 | J8 | 1 | Total O 1 1 | 0 | 0 |
| 56 | J5 | 1 | Total O 1 1 | 0 | 0 |
| 56 | 6I | 1 | Total O 1 1 | 0 | 0 |
| 56 | E8 | 1 | Total O 1 1 | 0 | 0 |
| 56 | 6A | 2 | Total O 2 2 | 0 | 0 |
| 56 | A5 | 1 | Total O 1 1 | 0 | 0 |
| 56 | 55 | 1 | Total O 1 1 | 0 | 0 |
| 56 | F8 | 1 | Total O 1 1 | 0 | 0 |
| 56 | P8 | 1 | Total O 1 1 | 0 | 0 |
| 56 | 7A | 1 | Total O 1 1 | 0 | 0 |
| 56 | Y4 | 2 | Total O 2 2 | 0 | 0 |

3 Residue-property plots

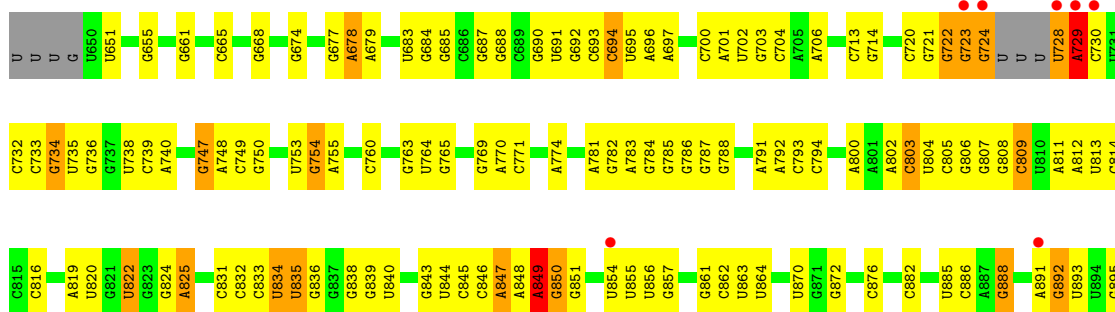
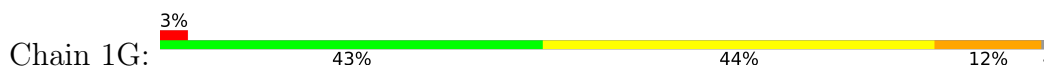
These plots are drawn for all protein, RNA, DNA and oligosaccharide chains in the entry. The first graphic for a chain summarises the proportions of the various outlier classes displayed in the second graphic. The second graphic shows the sequence view annotated by issues in geometry and electron density. Residues are color-coded according to the number of geometric quality criteria for which they contain at least one outlier: green = 0, yellow = 1, orange = 2 and red = 3 or more. A red dot above a residue indicates a poor fit to the electron density ($RSRZ > 2$). Stretches of 2 or more consecutive residues without any outlier are shown as a green connector. Residues present in the sample, but not in the model, are shown in grey.

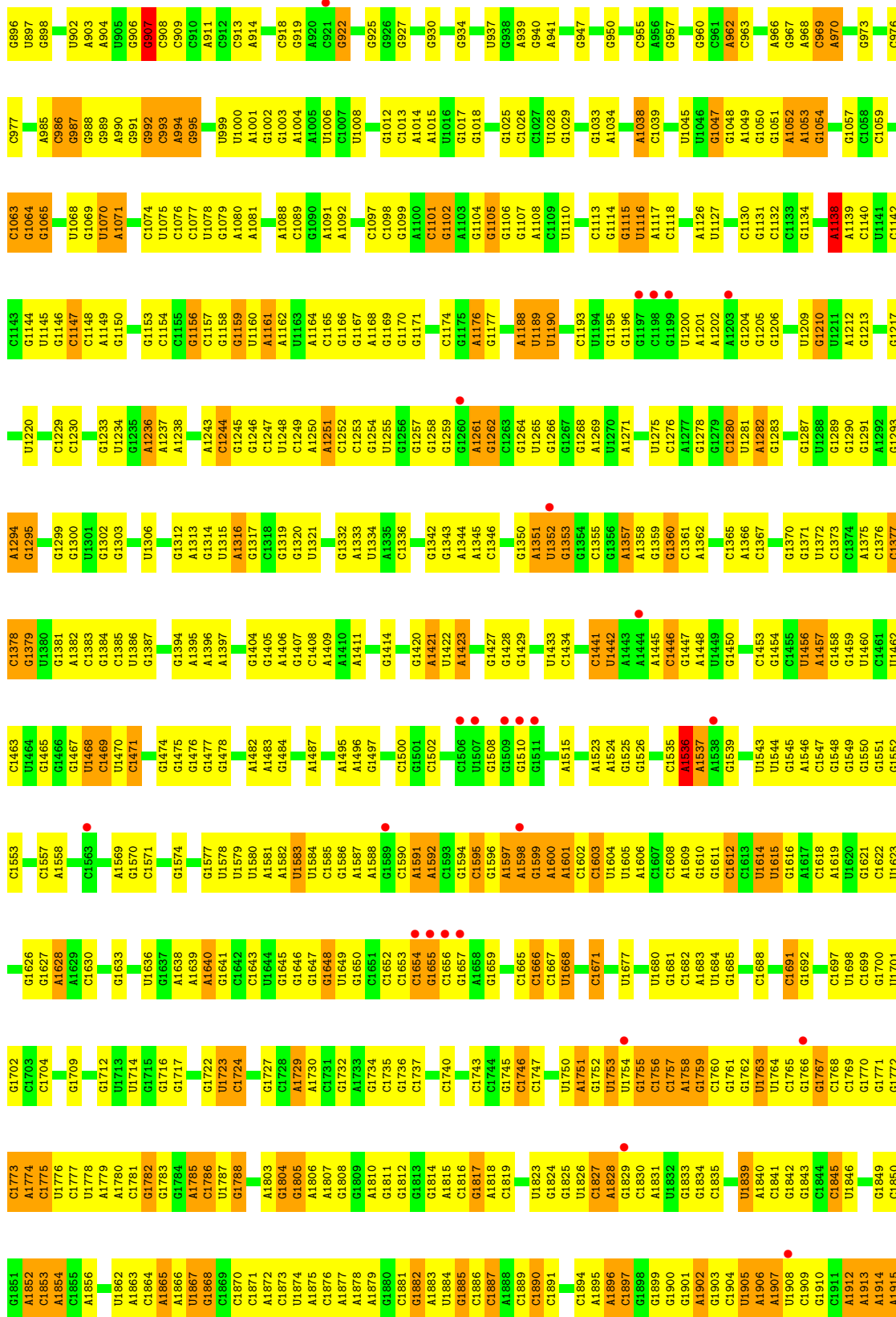
- Molecule 1: 16S ribosomal RNA

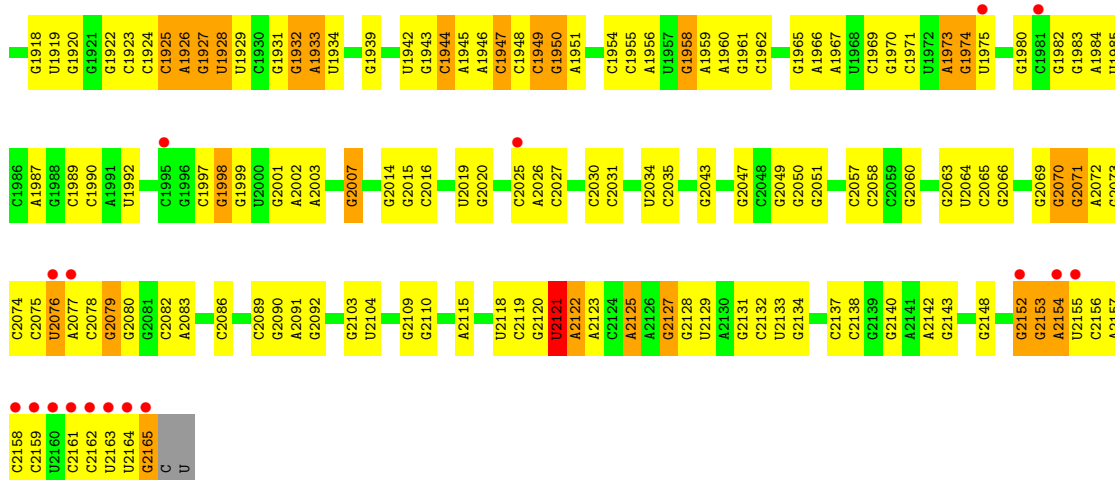




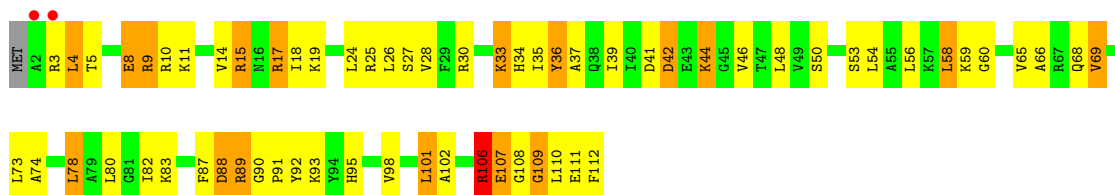
• Molecule 1: 16S ribosomal RNA



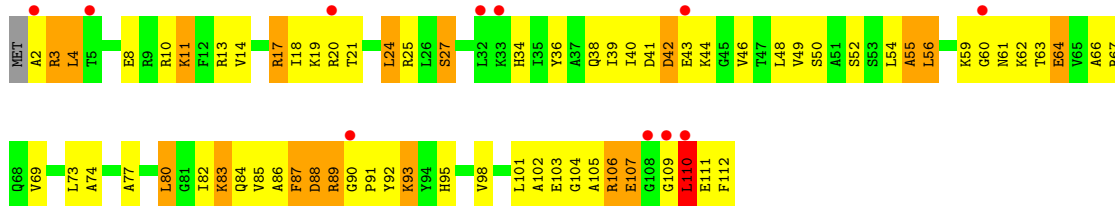
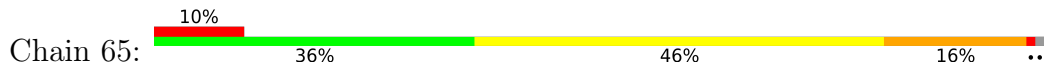




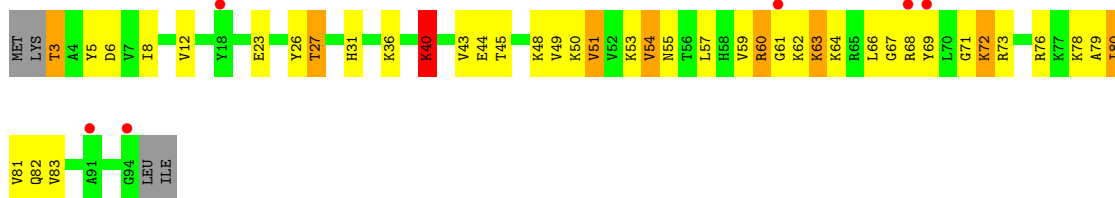
• Molecule 2: 50S ribosomal protein L18



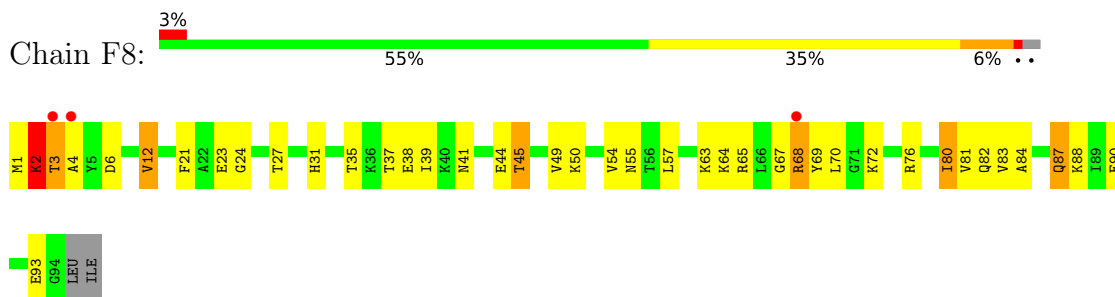
• Molecule 2: 50S ribosomal protein L18



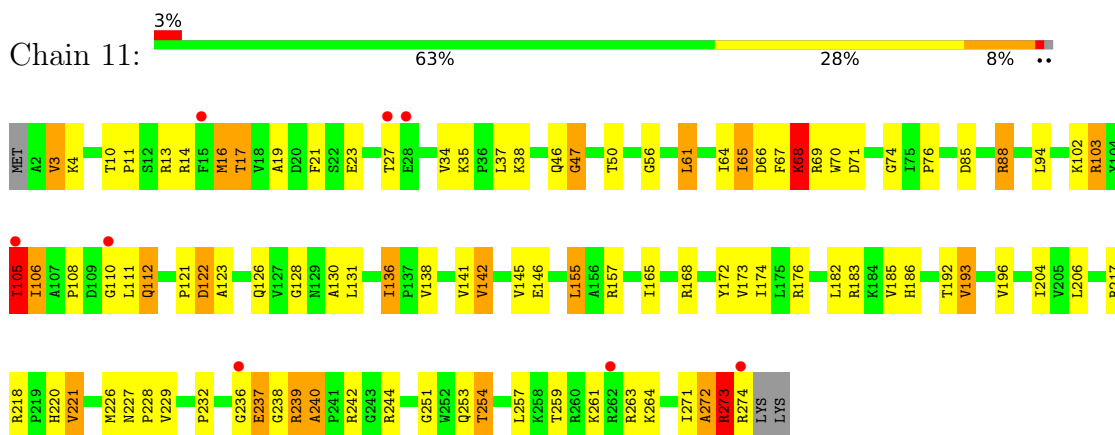
• Molecule 3: 50S ribosomal protein L23



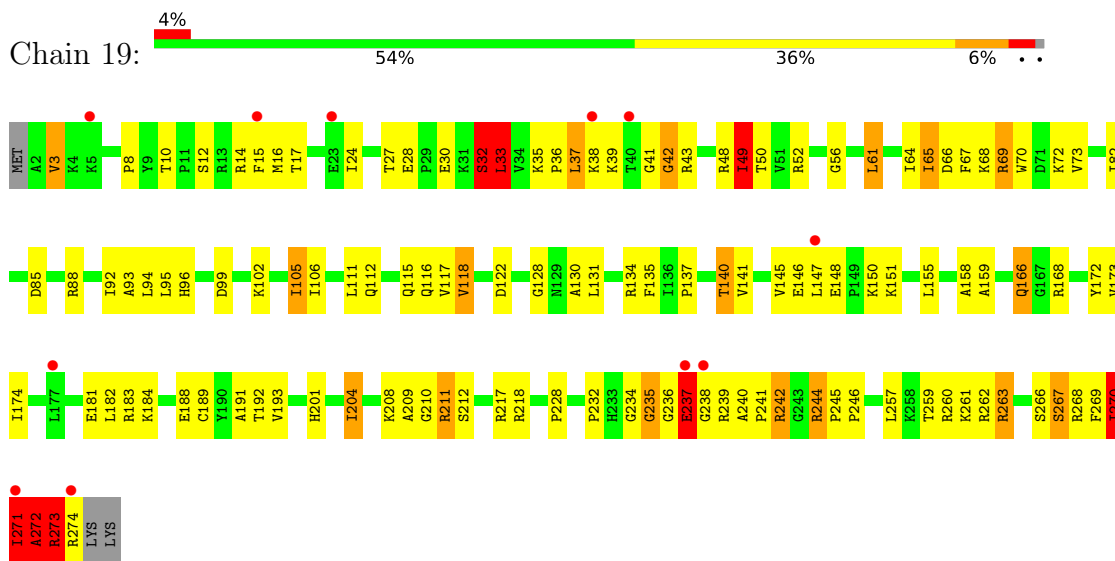
• Molecule 3: 50S ribosomal protein L23



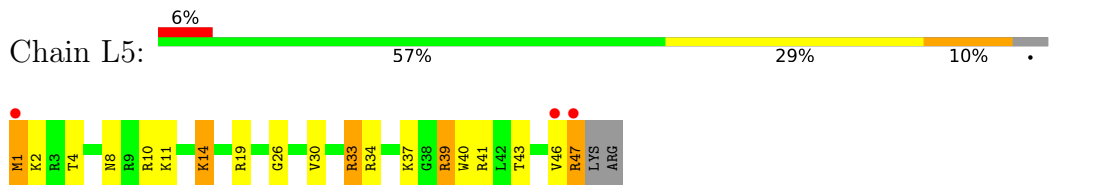
• Molecule 4: 50S ribosomal protein L2



• Molecule 4: 50S ribosomal protein L2



• Molecule 5: 50S ribosomal protein L34



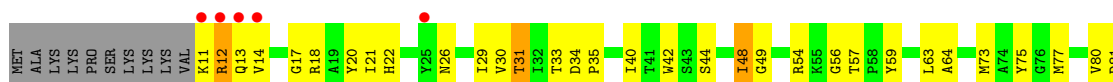
• Molecule 5: 50S ribosomal protein L34

Chain P8: 



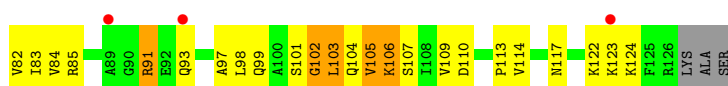
- Molecule 6: 30S ribosomal protein S11

Chain 2A: 



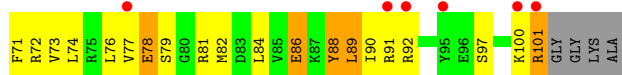
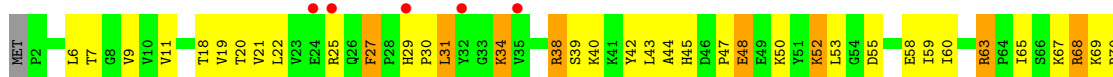
- Molecule 6: 30S ribosomal protein S11

Chain 2I: 



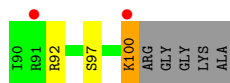
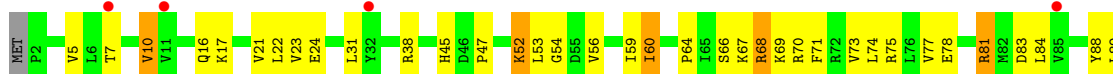
- Molecule 7: 30S ribosomal protein S17

Chain 8I: 

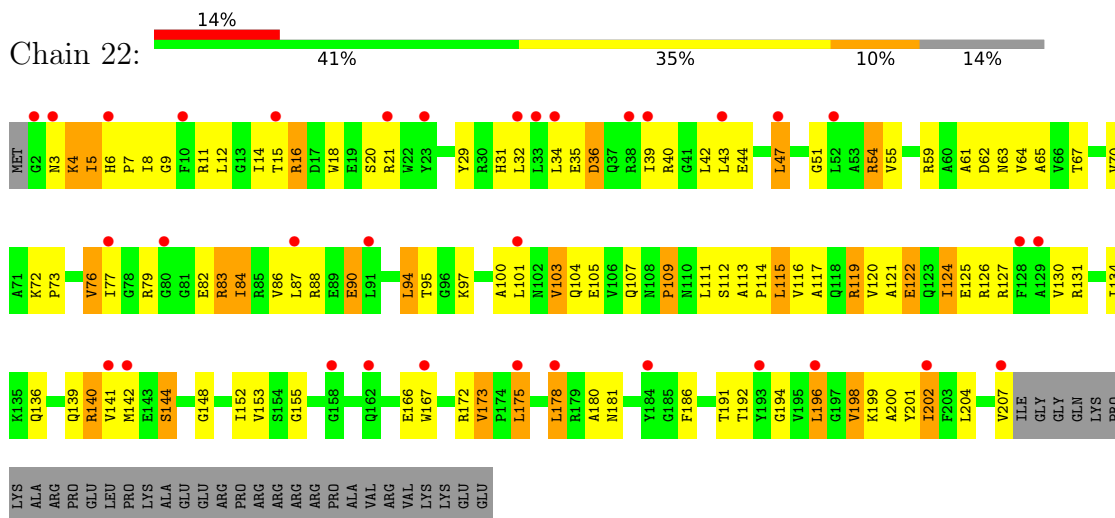


- Molecule 7: 30S ribosomal protein S17

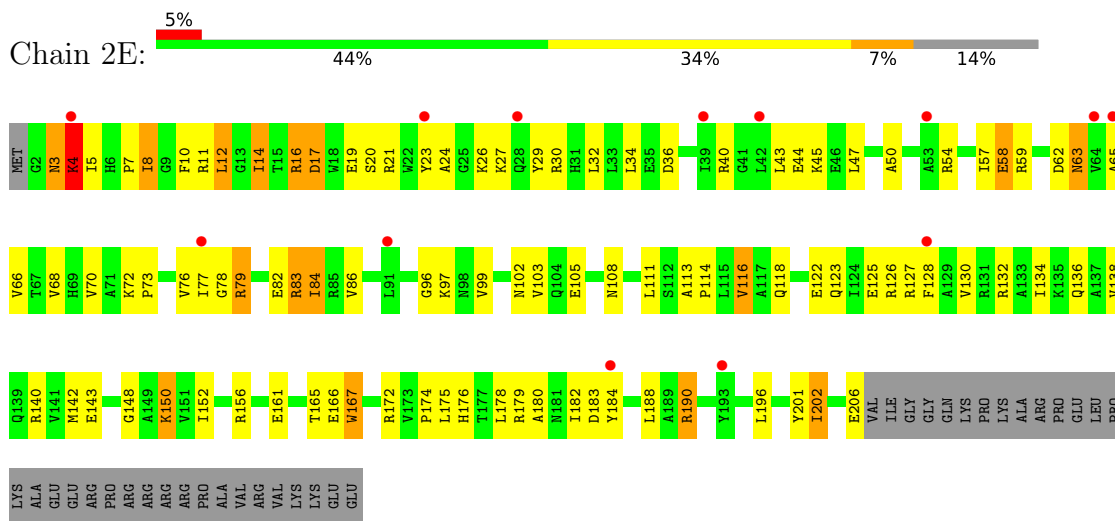
Chain 8A: 



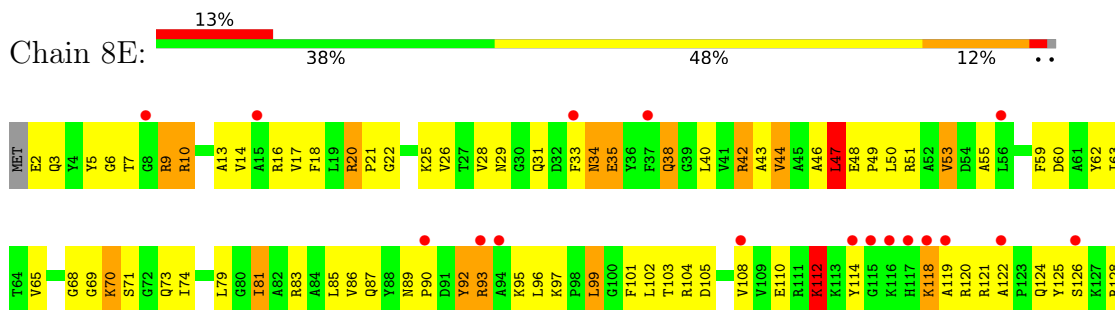
- Molecule 8: 30S ribosomal protein S3



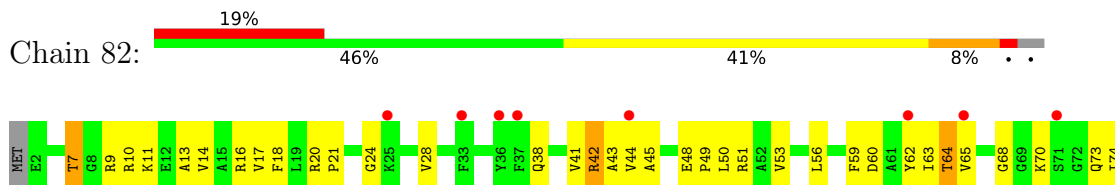
• Molecule 8: 30S ribosomal protein S3



• Molecule 9: 30S ribosomal protein S9




• Molecule 9: 30S ribosomal protein S9

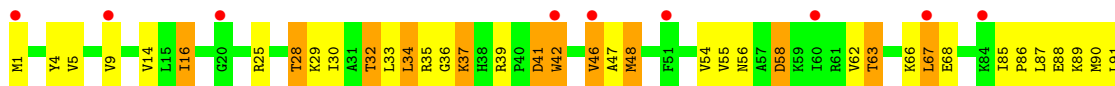




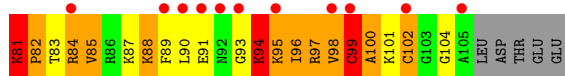
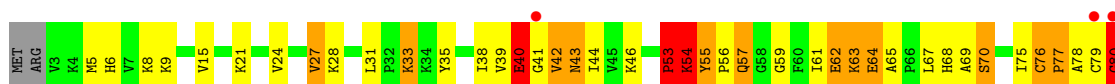
- Molecule 10: 50S ribosomal protein L13



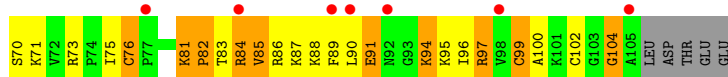
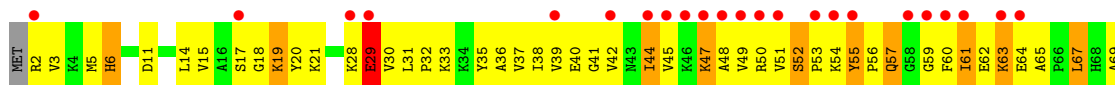
- Molecule 10: 50S ribosomal protein L13



- Molecule 11: 50S ribosomal protein L24

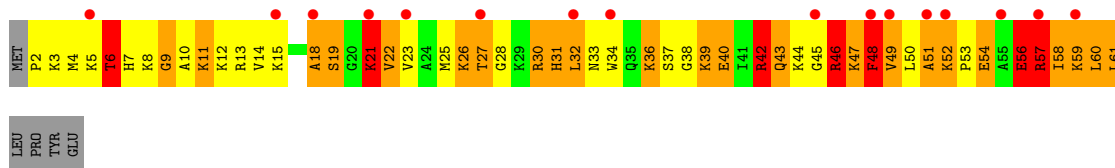


- Molecule 11: 50S ribosomal protein L24

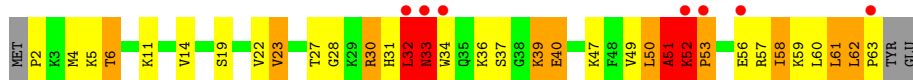
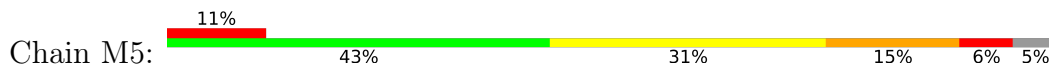


- Molecule 12: 50S ribosomal protein L35






• Molecule 12: 50S ribosomal protein L35



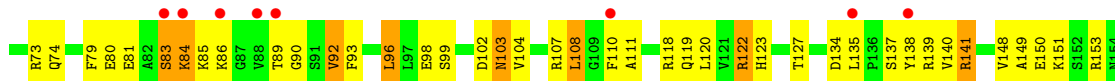
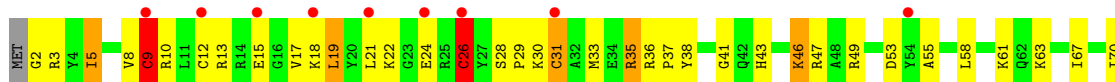
• Molecule 13: 30S ribosomal protein S12



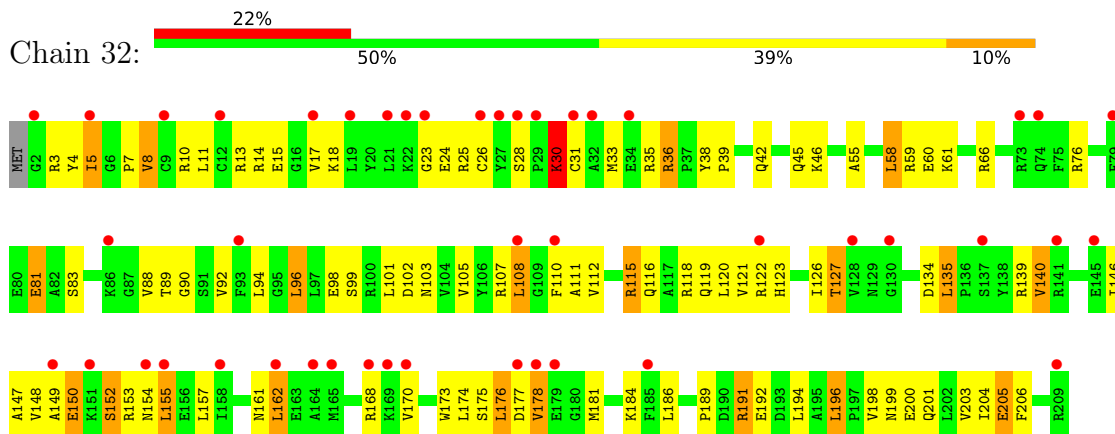
• Molecule 13: 30S ribosomal protein S12



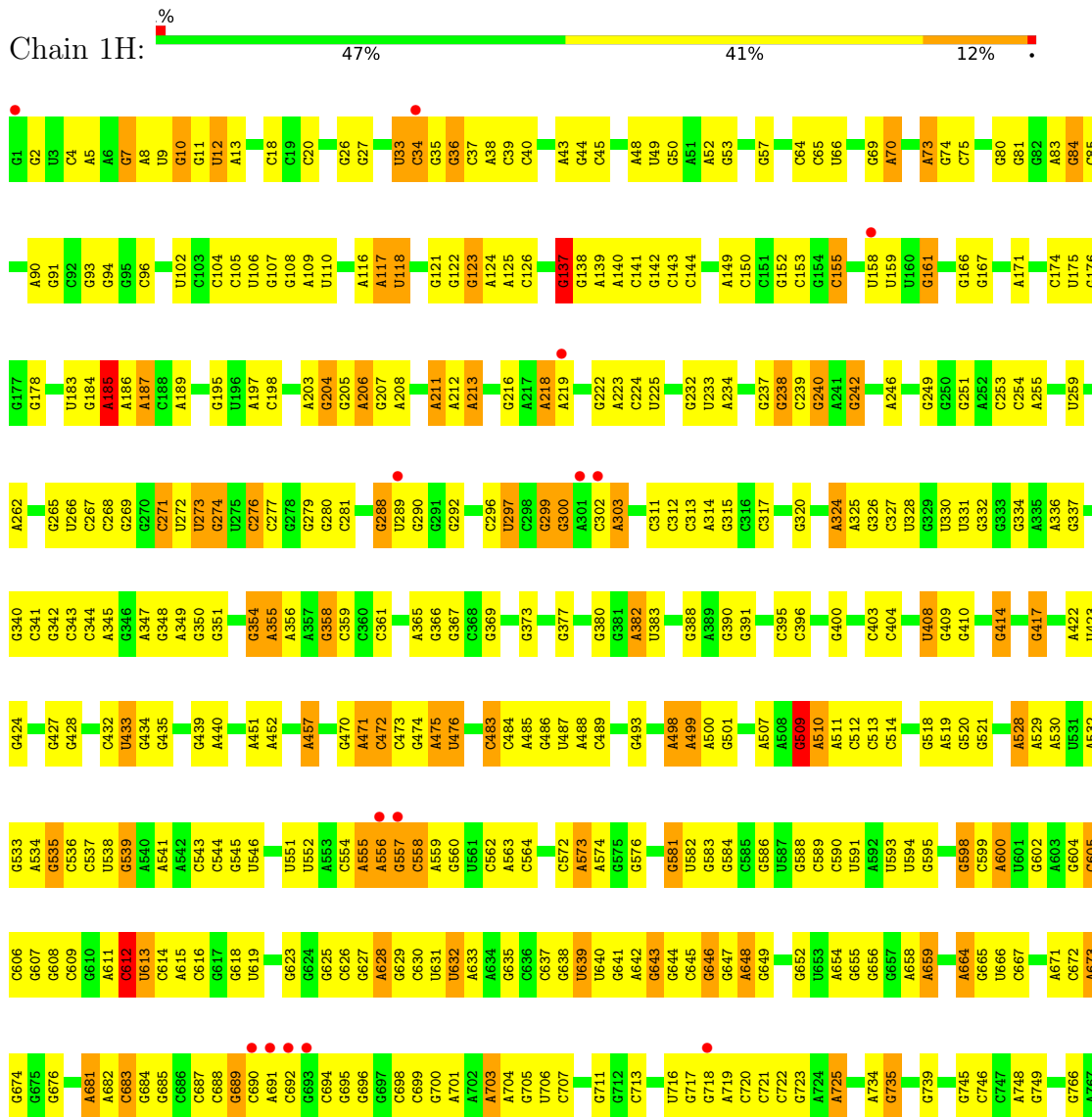
• Molecule 14: 30S ribosomal protein S4

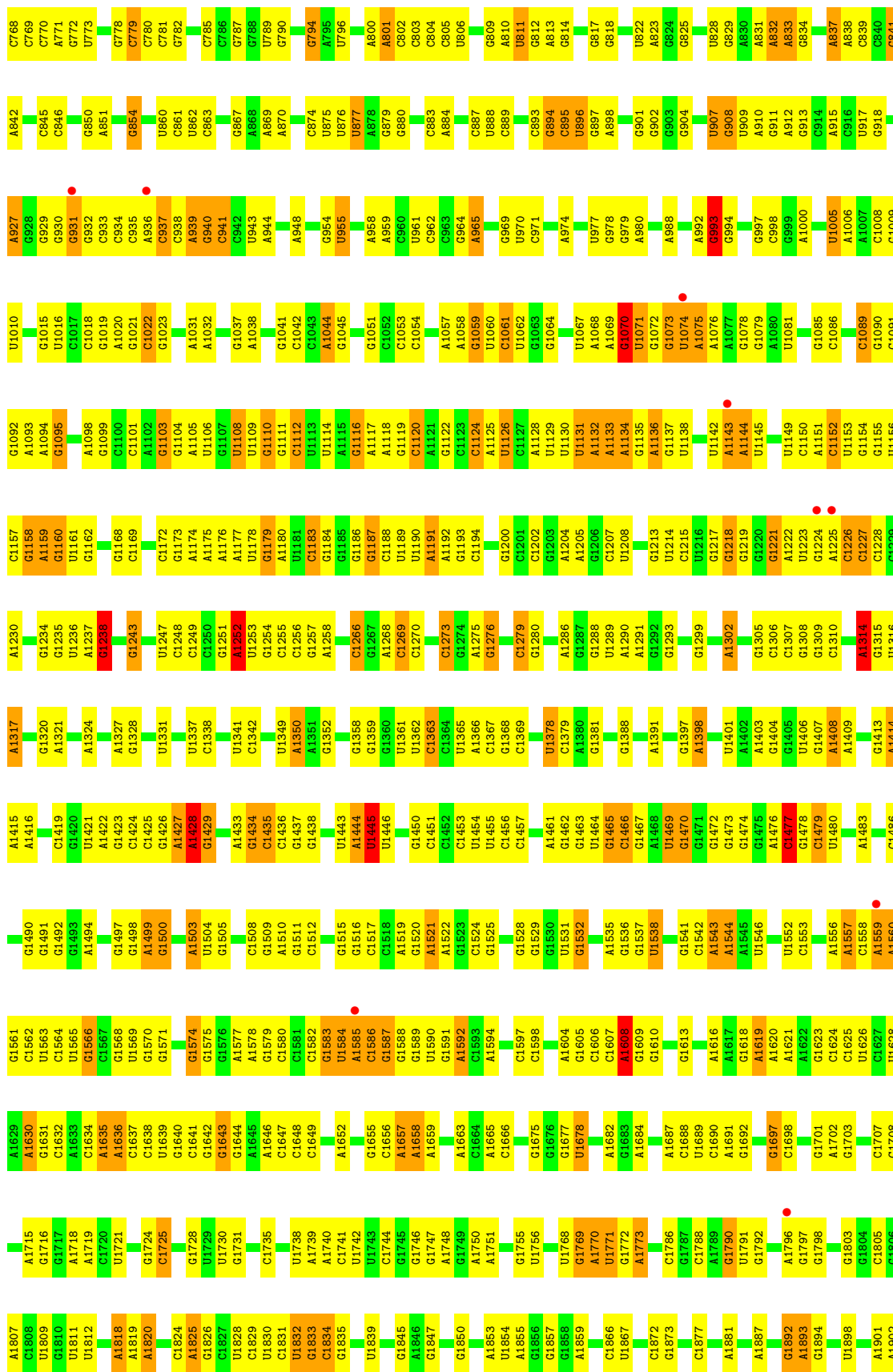


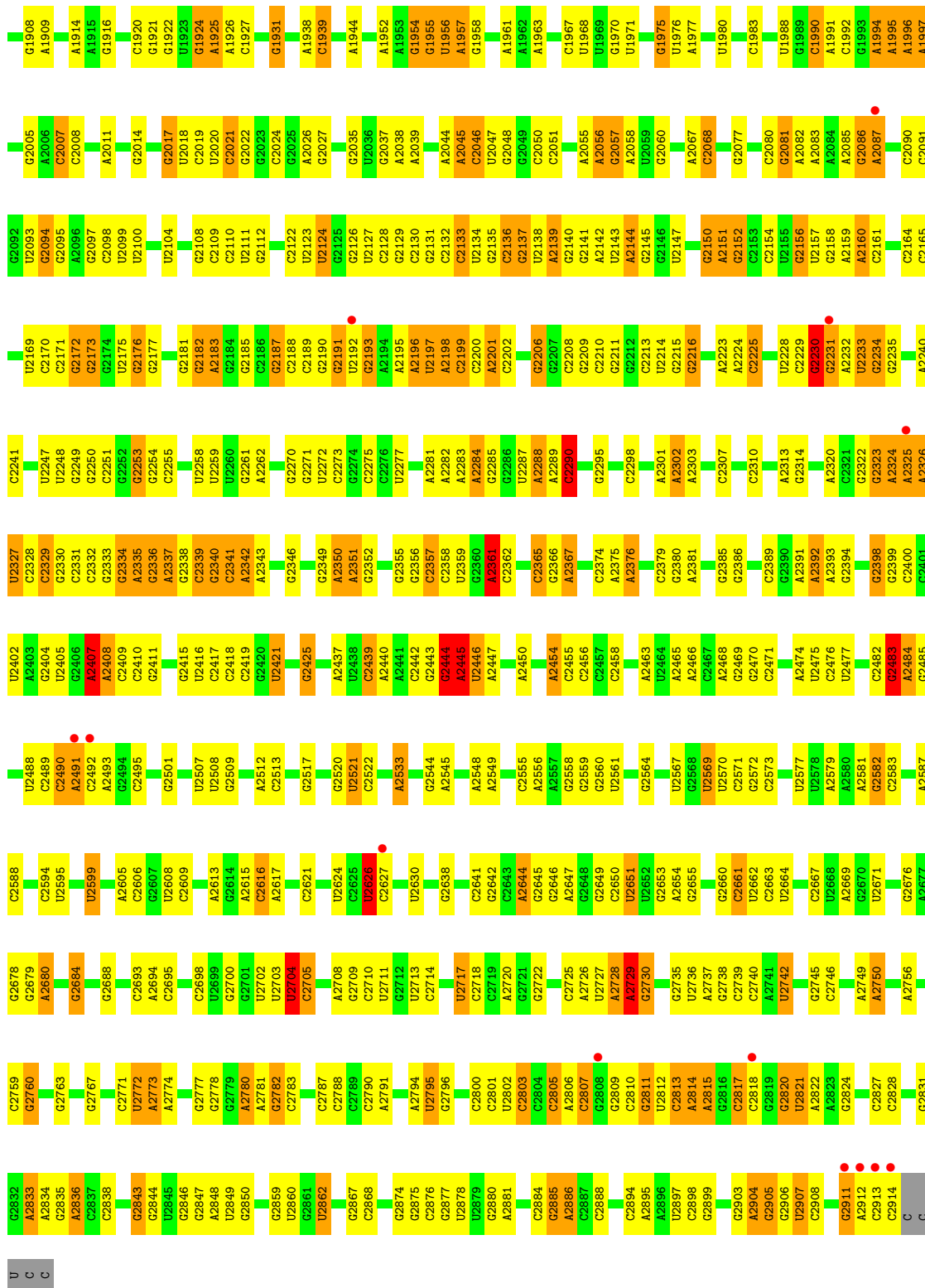
• Molecule 14: 30S ribosomal protein S4

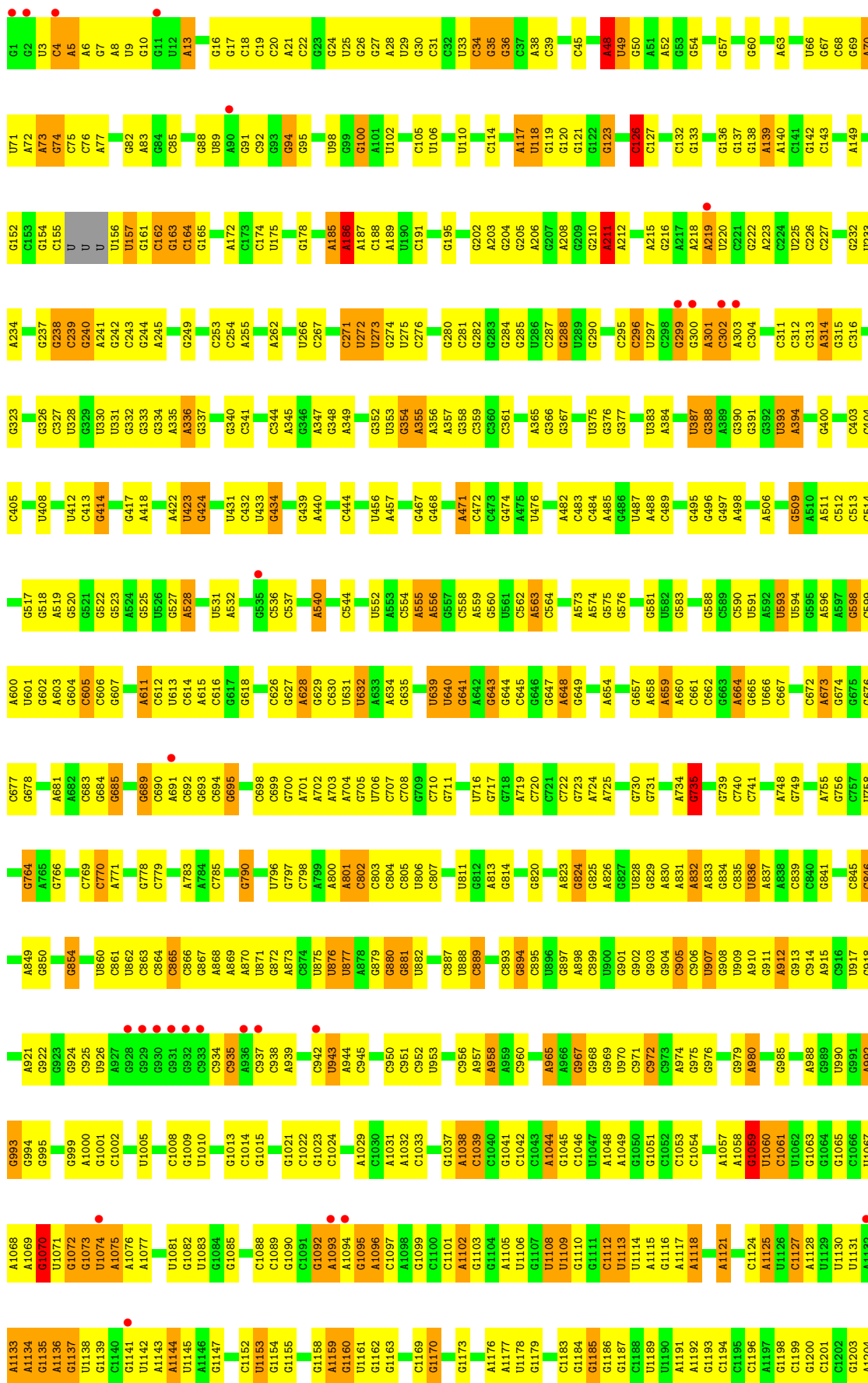


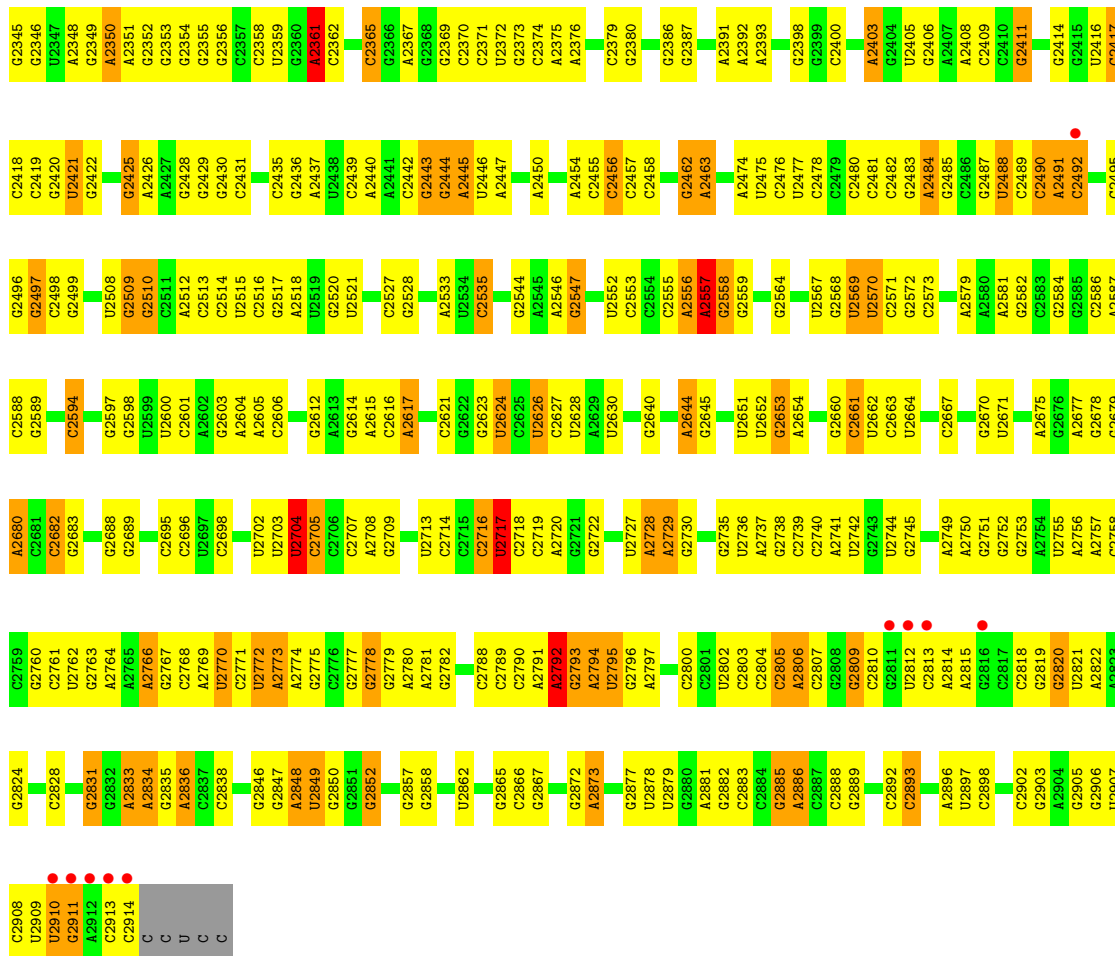
• Molecule 15: 23S ribosomal RNA



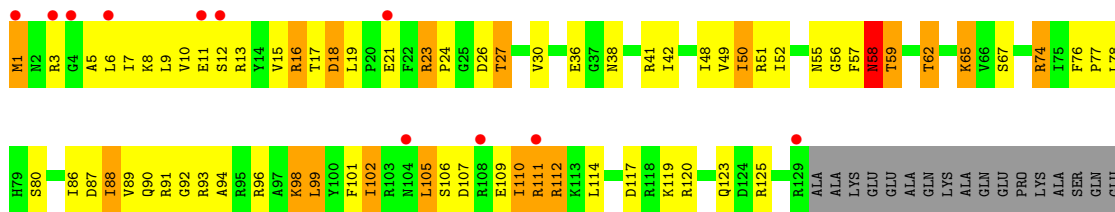




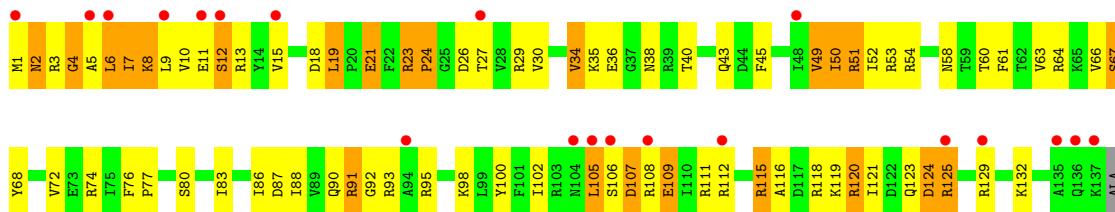




• Molecule 16: 50S ribosomal protein L19

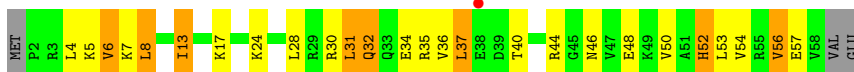


• Molecule 16: 50S ribosomal protein L19

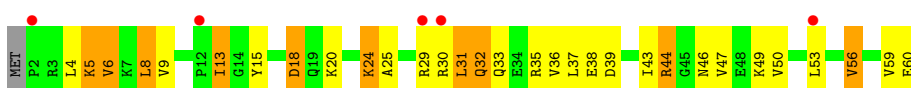


GLN
GLU
PRO
LYS
ALA
SER
GLN
GLU

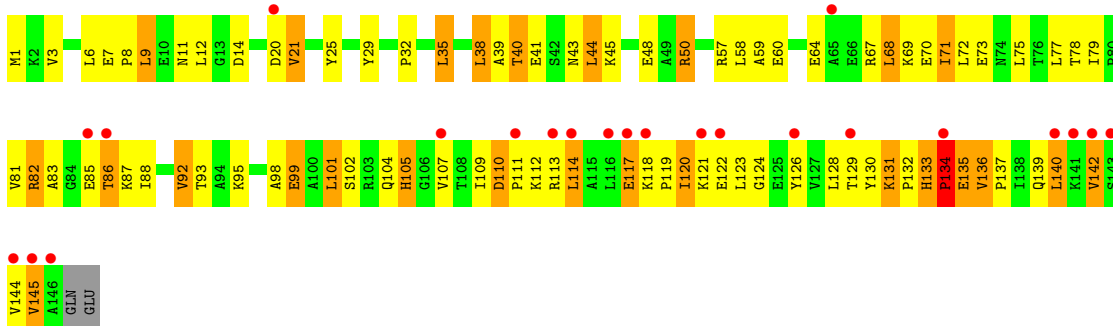
- Molecule 17: 50S ribosomal protein L30



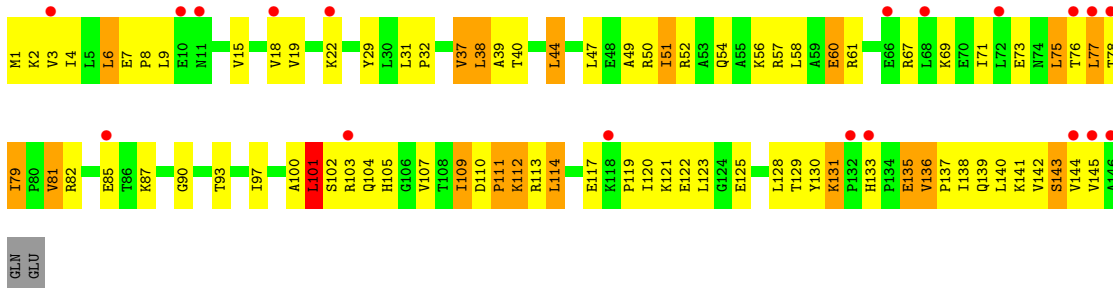
- Molecule 17: 50S ribosomal protein L30



- Molecule 18: 50S ribosomal protein L9



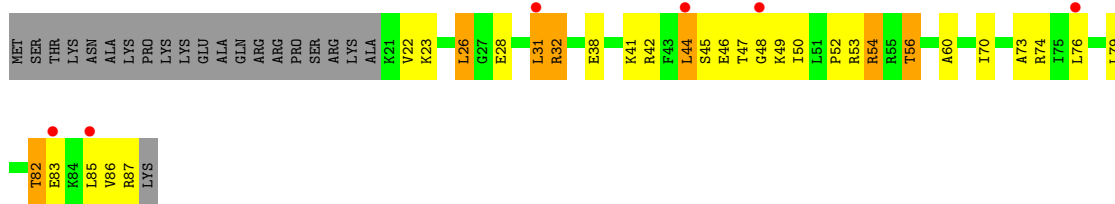
- Molecule 18: 50S ribosomal protein L9



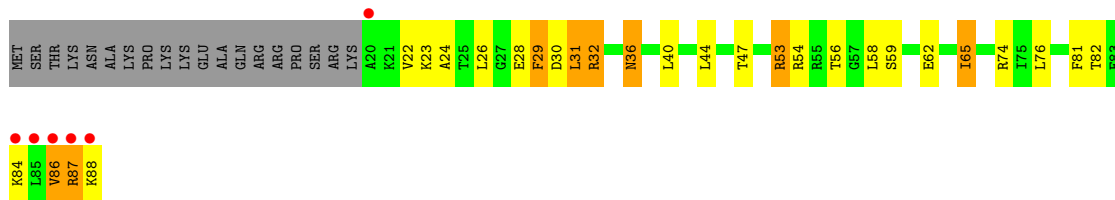
GLN
GLU

- Molecule 19: 30S ribosomal protein S18





• Molecule 19: 30S ribosomal protein S18



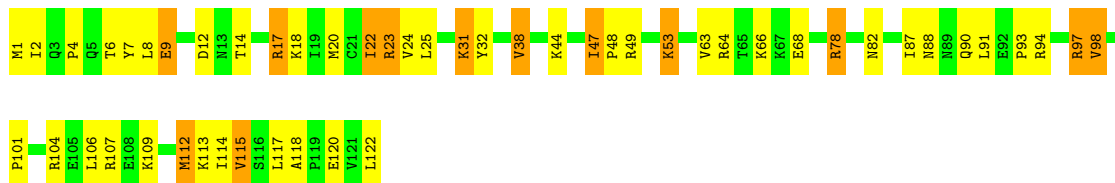
• Molecule 20: 30S ribosomal protein Thx



• Molecule 20: 30S ribosomal protein Thx



• Molecule 21: 50S ribosomal protein L14

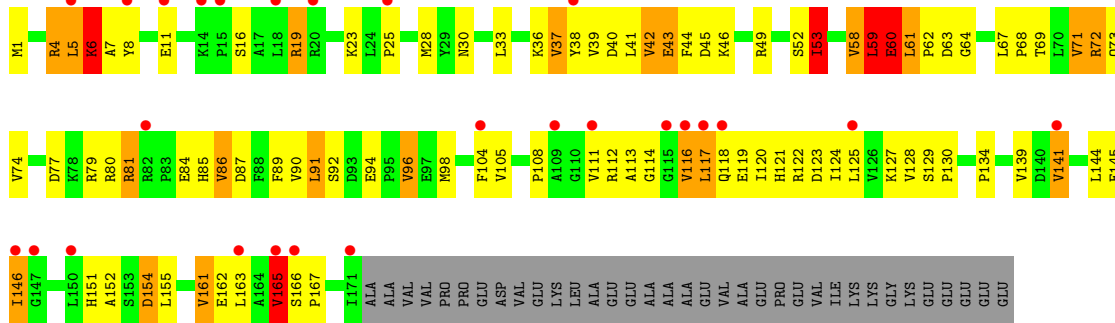


• Molecule 21: 50S ribosomal protein L14

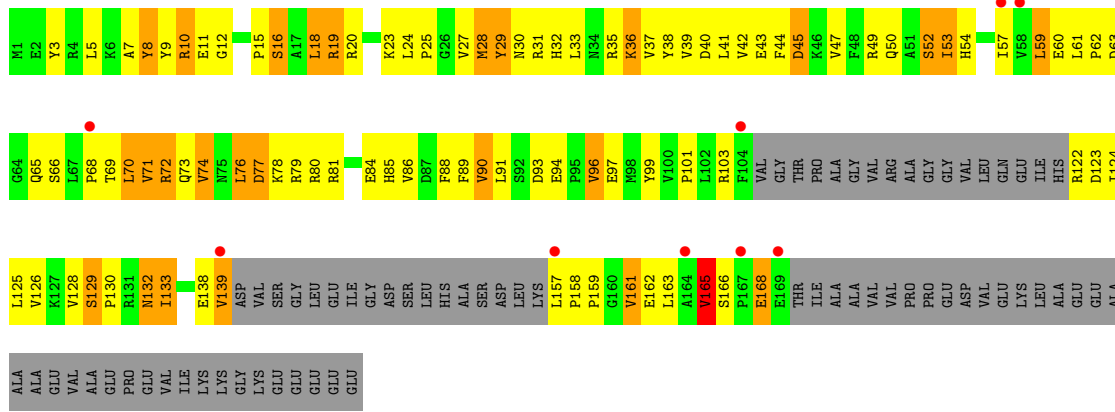
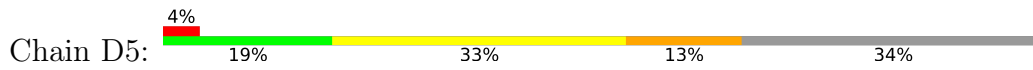




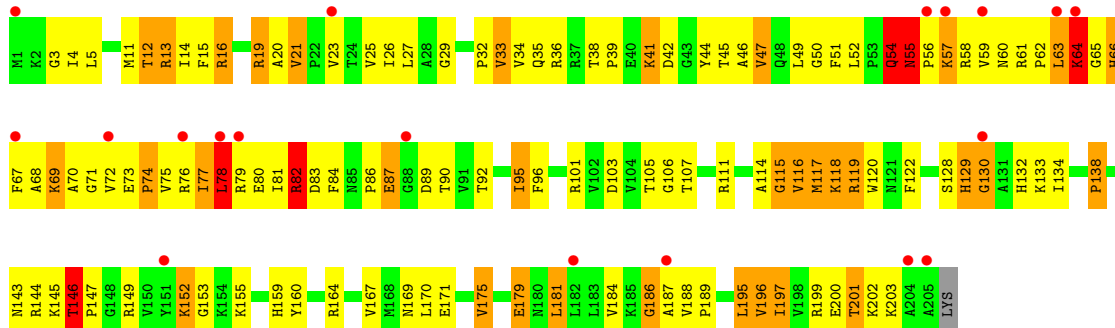
• Molecule 22: 50S ribosomal protein L25



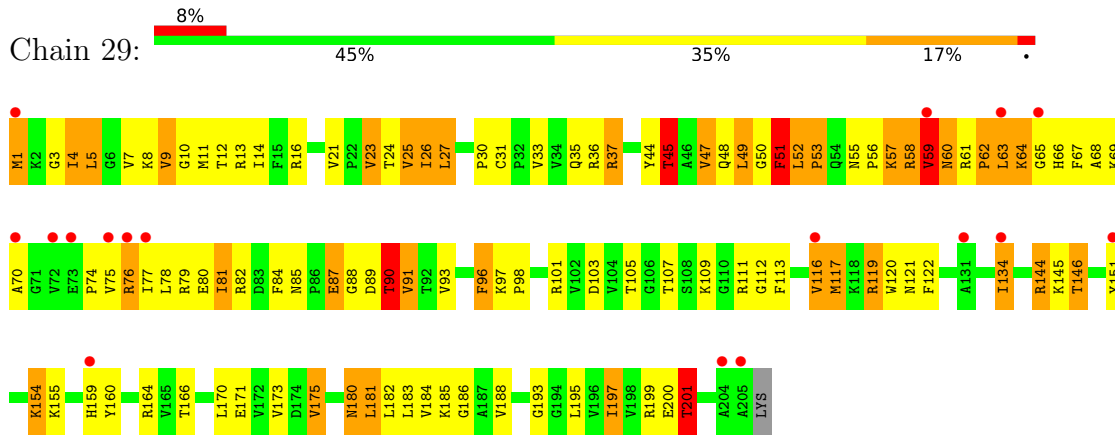
• Molecule 22: 50S ribosomal protein L25



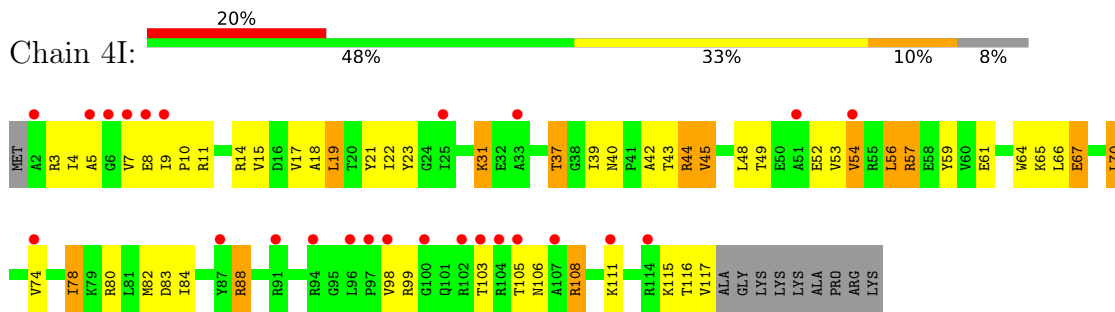
• Molecule 23: 50S ribosomal protein L3



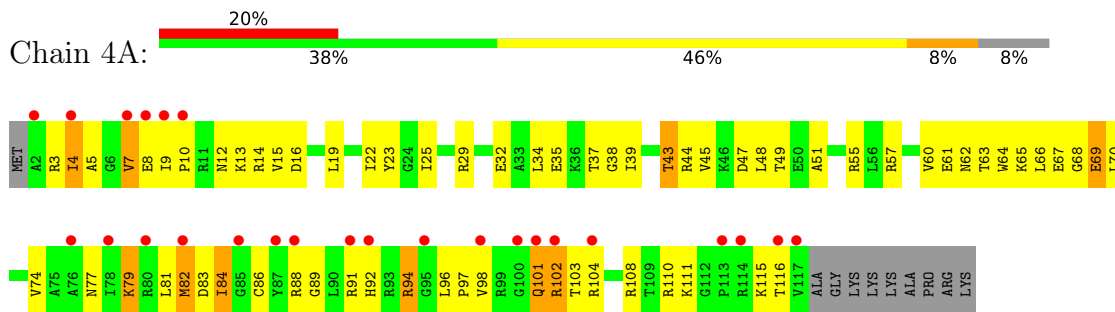
• Molecule 23: 50S ribosomal protein L3



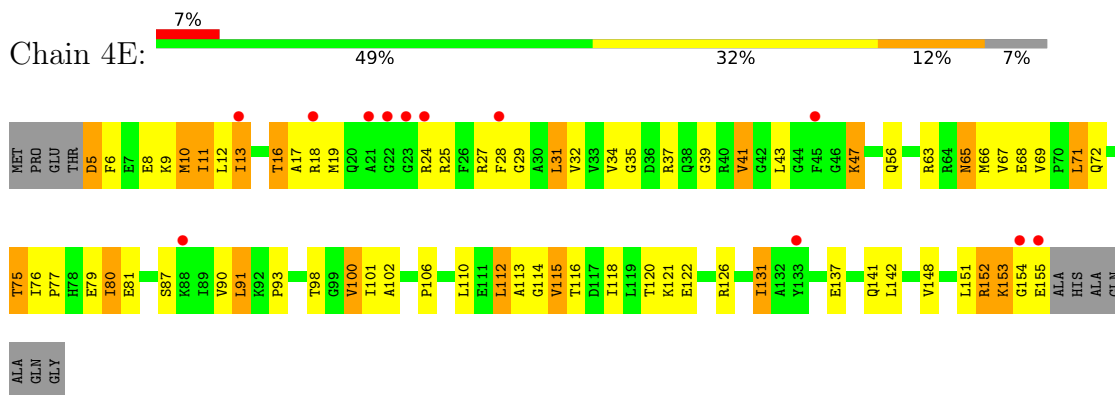
• Molecule 24: 30S ribosomal protein S13

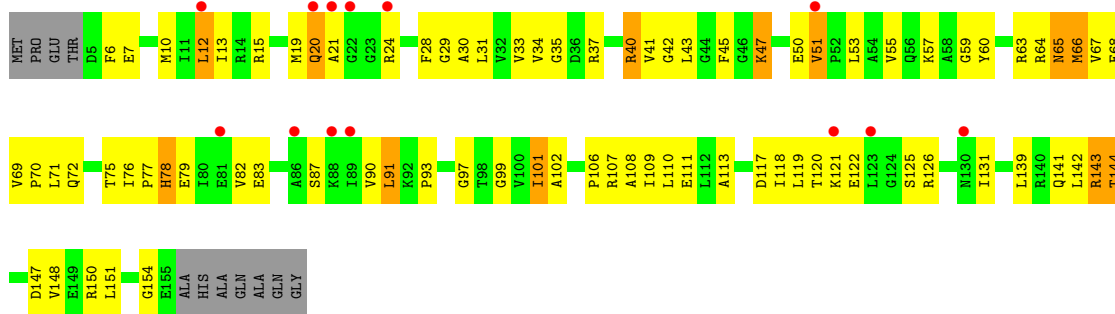


• Molecule 24: 30S ribosomal protein S13

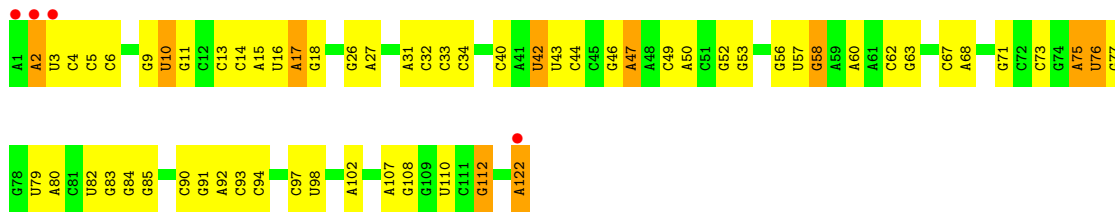


• Molecule 25: 30S ribosomal protein S5

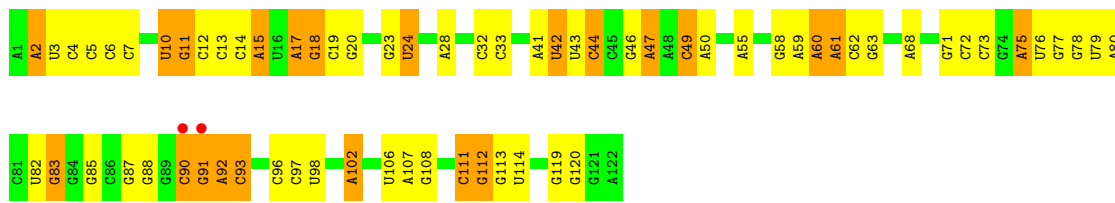




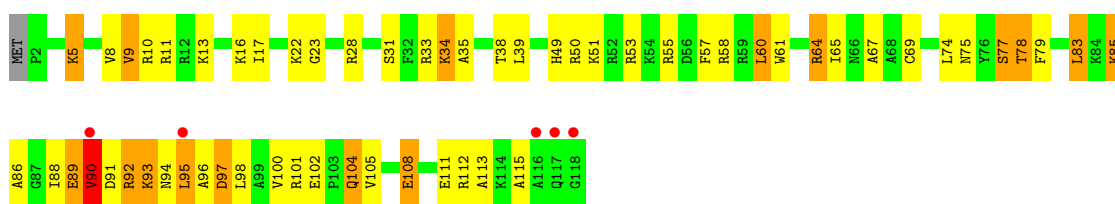
• Molecule 26: 5S ribosomal RNA



• Molecule 26: 5S ribosomal RNA




• Molecule 27: 50S ribosomal protein L20



• Molecule 27: 50S ribosomal protein L20

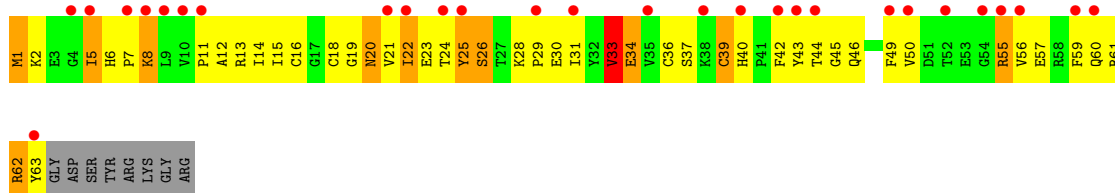




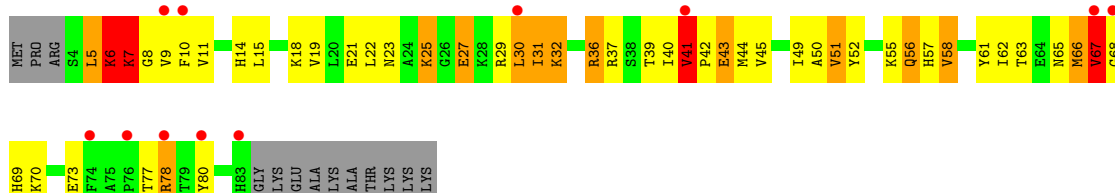
• Molecule 28: 50S ribosomal protein L31



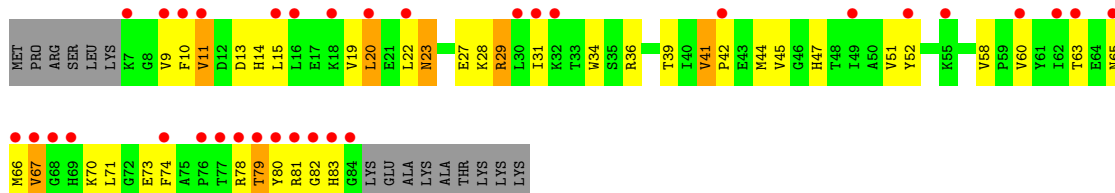
• Molecule 28: 50S ribosomal protein L31



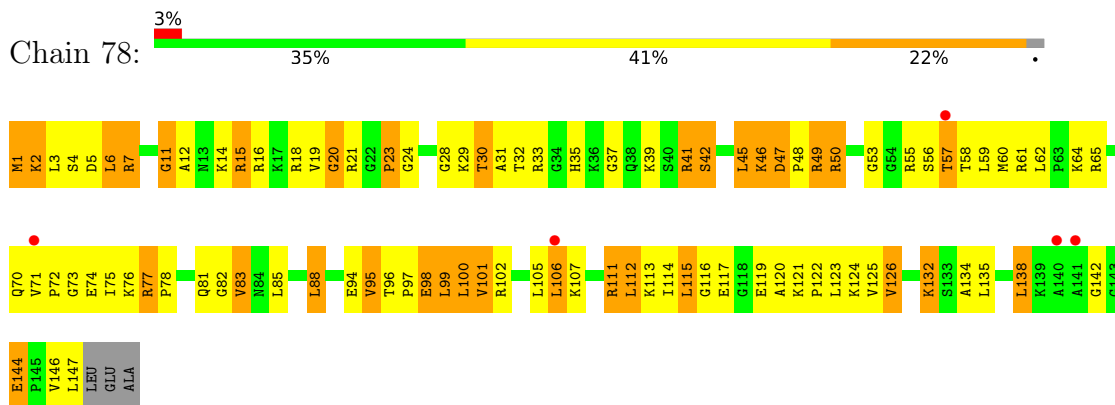
• Molecule 29: 30S ribosomal protein S19



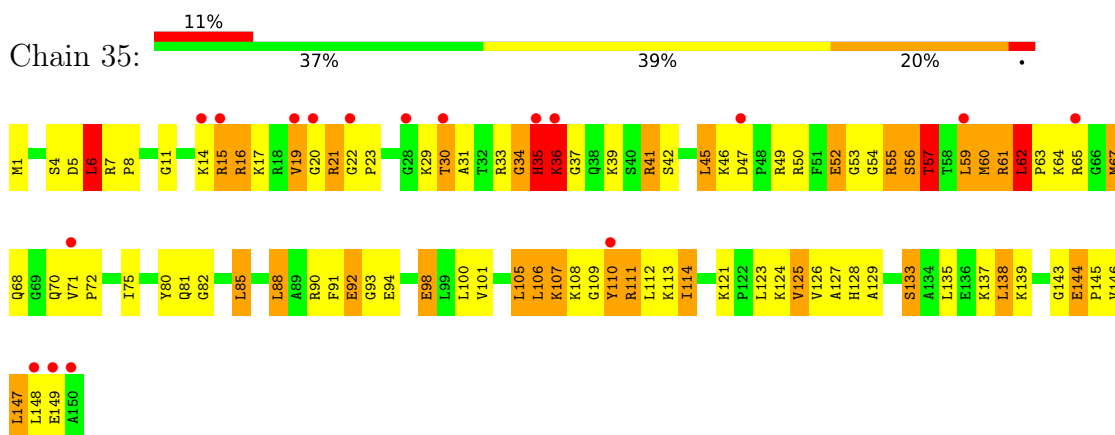
• Molecule 29: 30S ribosomal protein S19



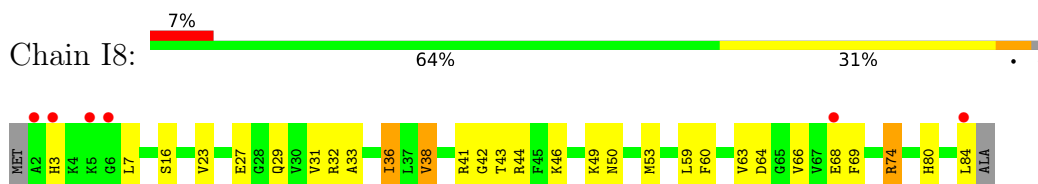
- Molecule 30: 50S ribosomal protein L15



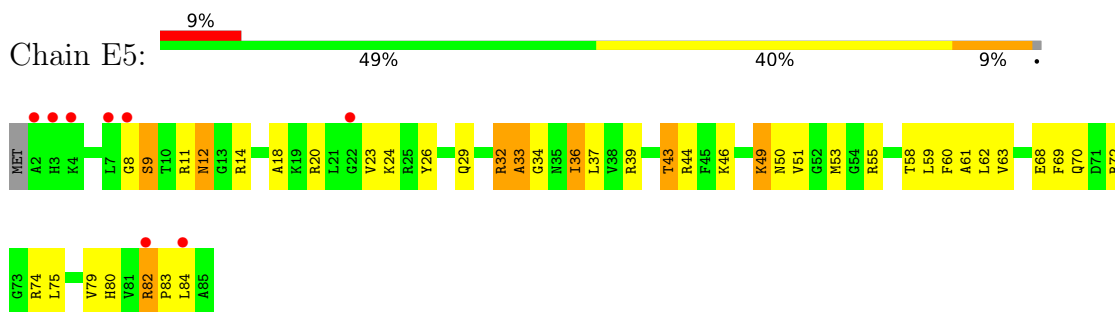
- Molecule 30: 50S ribosomal protein L15



- Molecule 31: 50S ribosomal protein L27

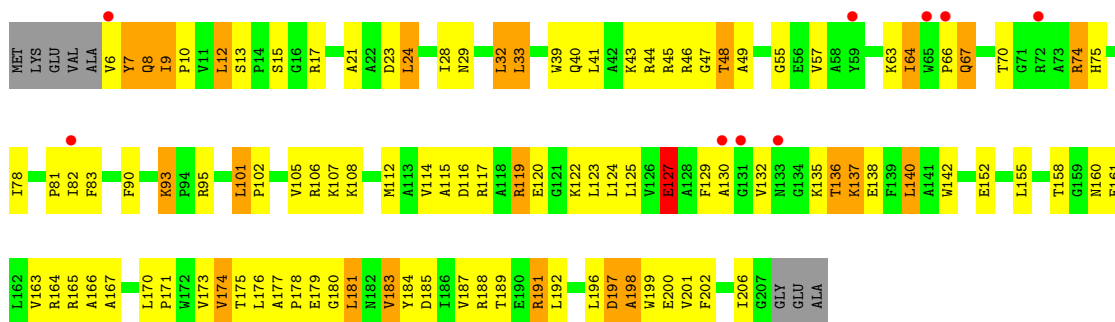


- Molecule 31: 50S ribosomal protein L27

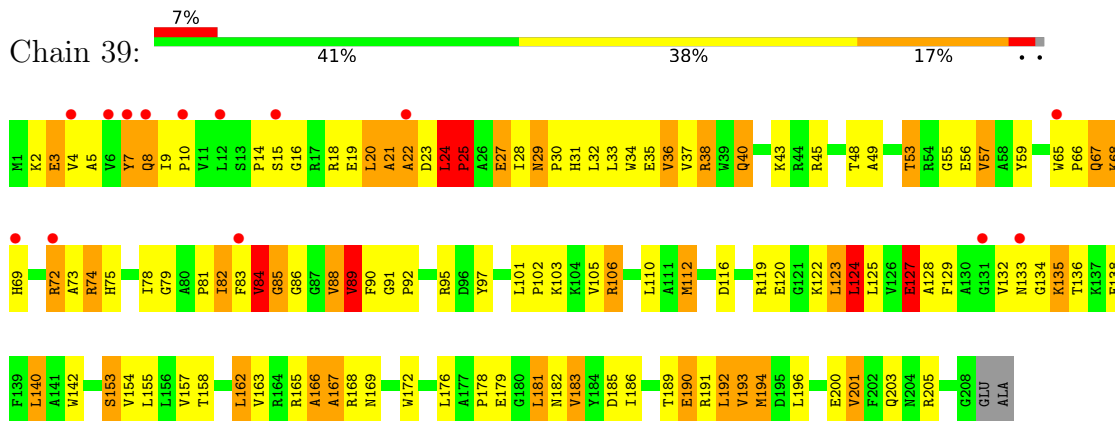


- Molecule 32: 50S ribosomal protein L4

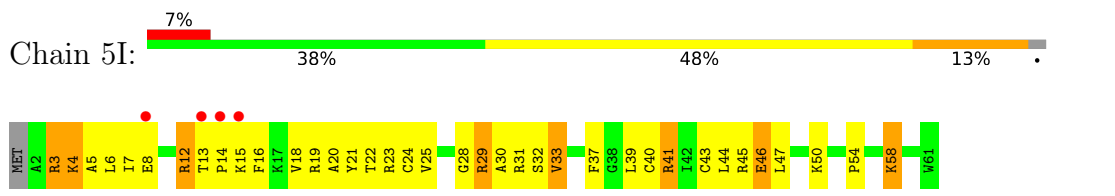




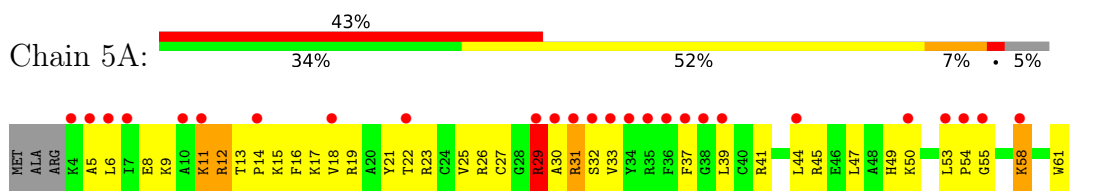
● Molecule 32: 50S ribosomal protein L4



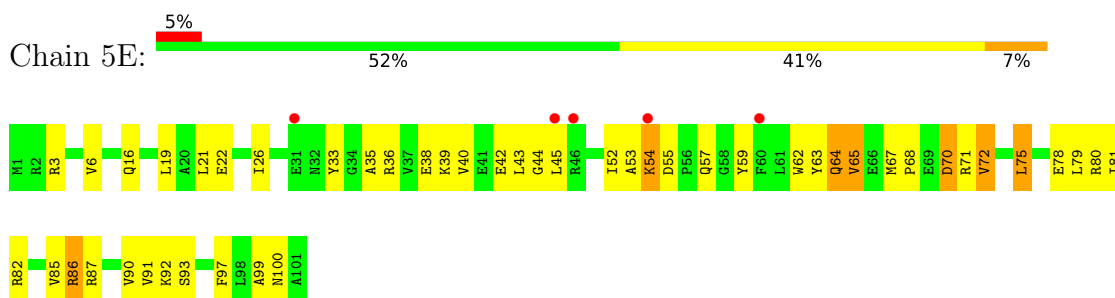
● Molecule 33: 30S ribosomal protein S14 type Z



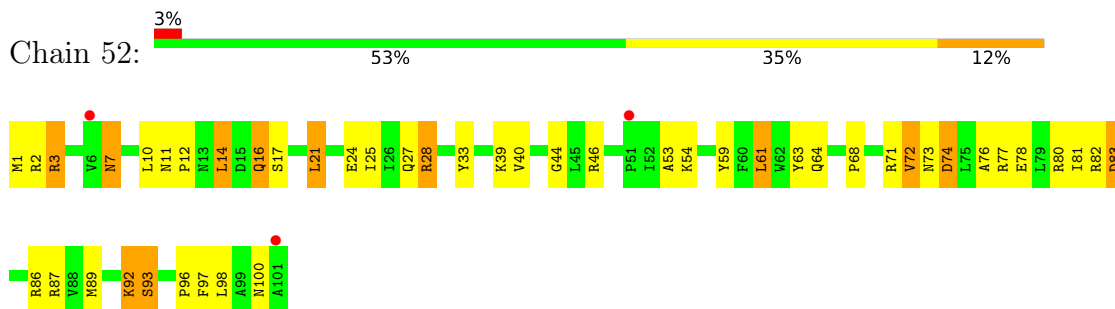
● Molecule 33: 30S ribosomal protein S14 type Z



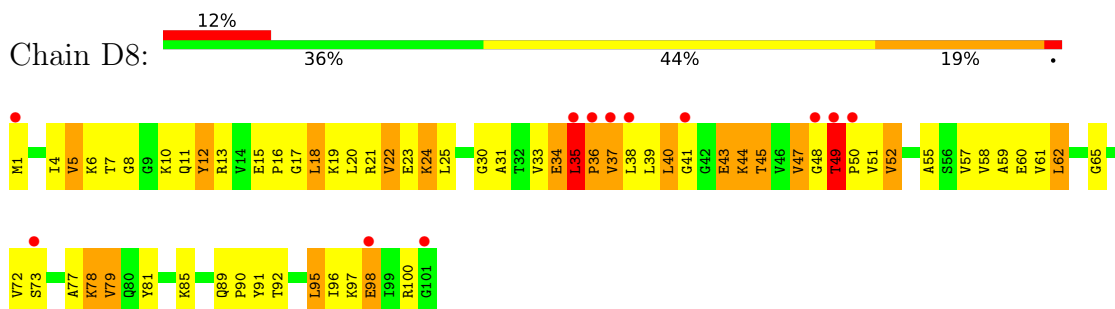
● Molecule 34: 30S ribosomal protein S6



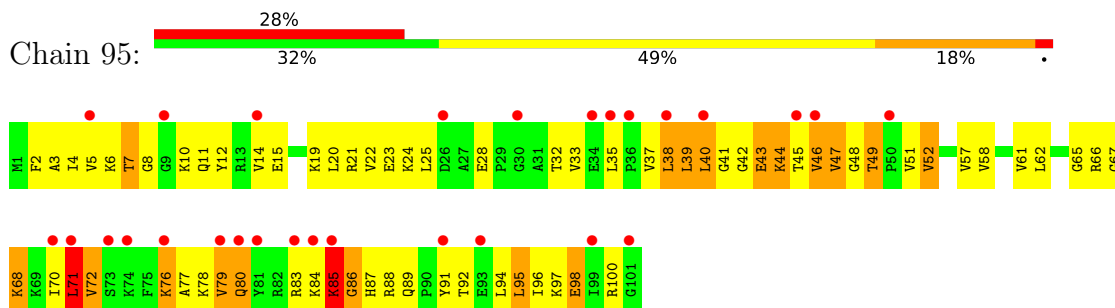
- Molecule 34: 30S ribosomal protein S6



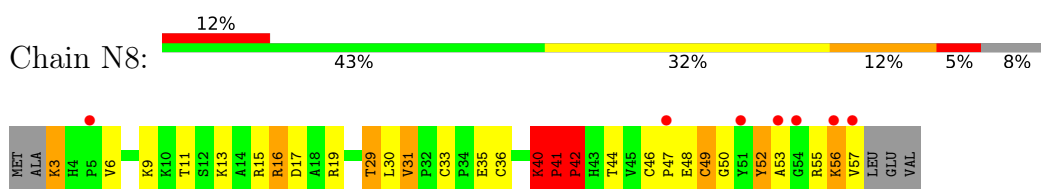
- Molecule 35: 50S ribosomal protein L21



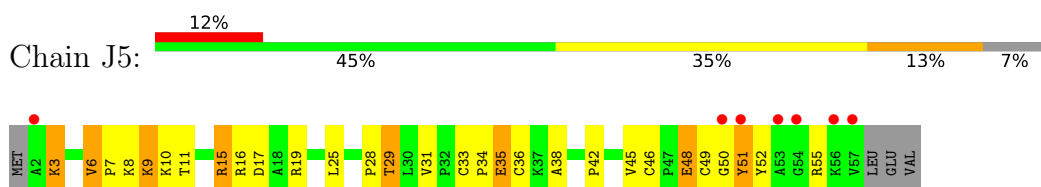
- Molecule 35: 50S ribosomal protein L21



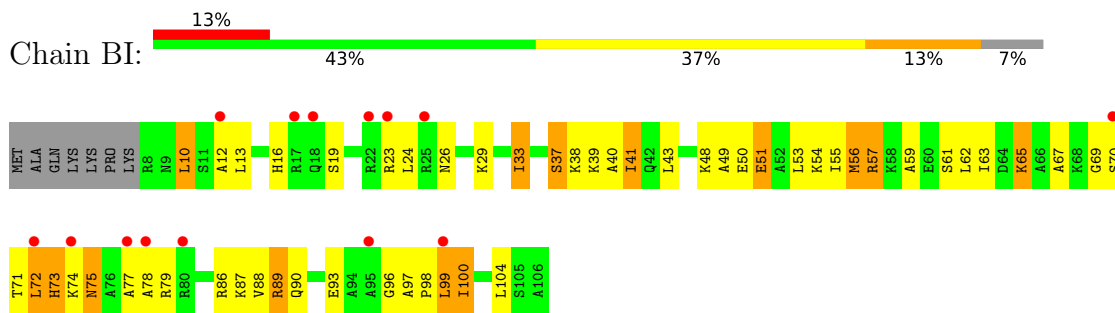
- Molecule 36: 50S ribosomal protein L32



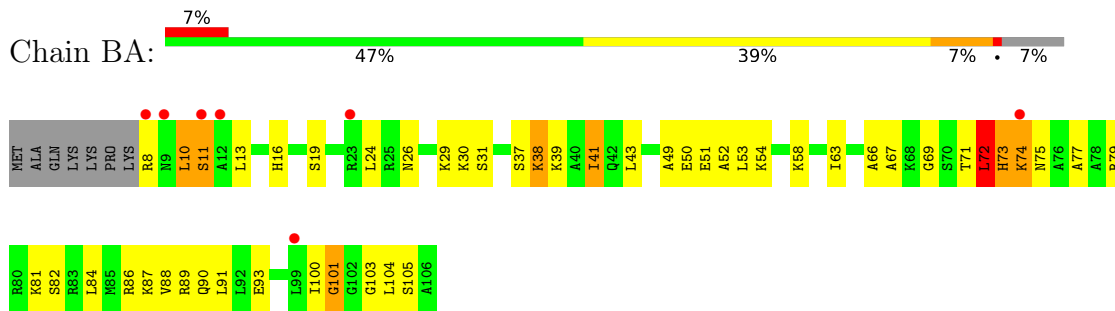
- Molecule 36: 50S ribosomal protein L32



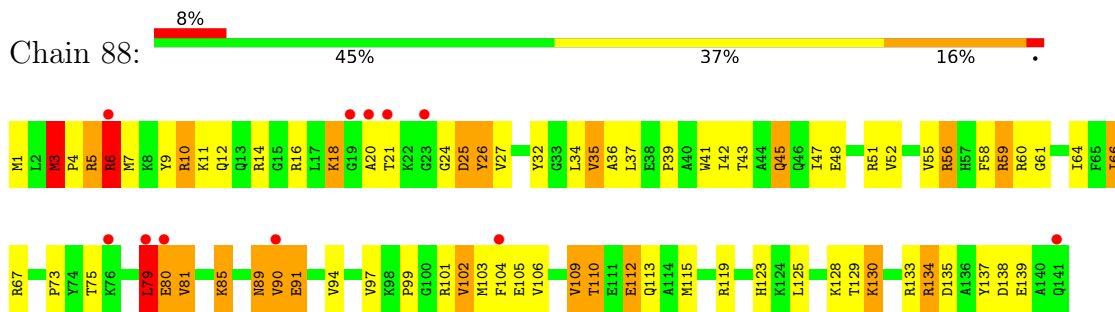
- Molecule 37: 30S ribosomal protein S20



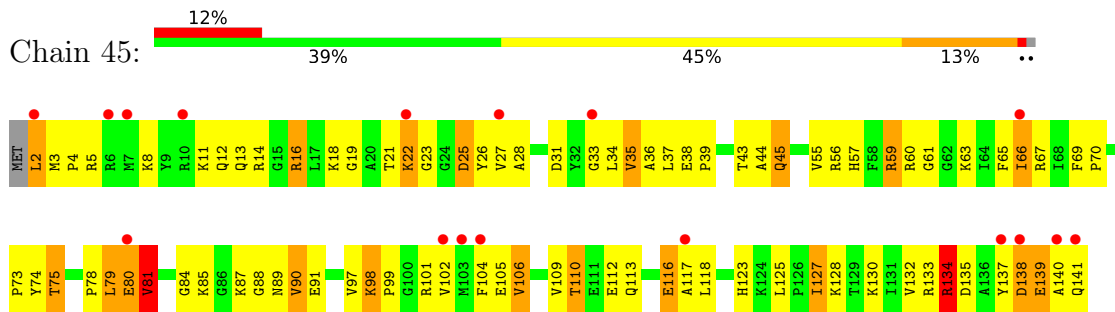
• Molecule 37: 30S ribosomal protein S20



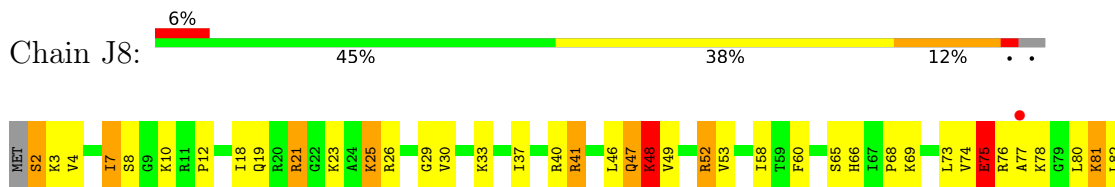
• Molecule 38: 50S ribosomal protein L16

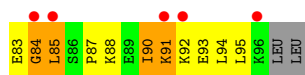


• Molecule 38: 50S ribosomal protein L16





• Molecule 39: 50S ribosomal protein L28

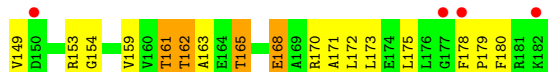
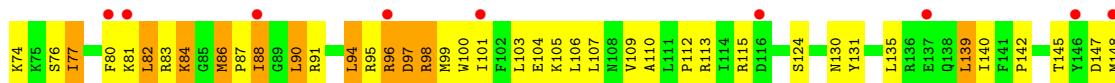
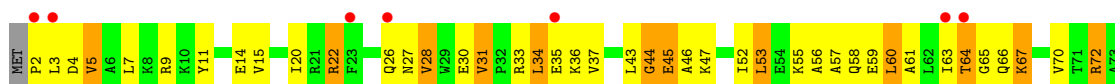




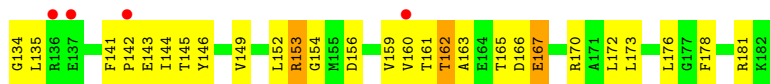
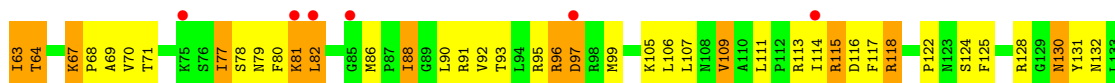
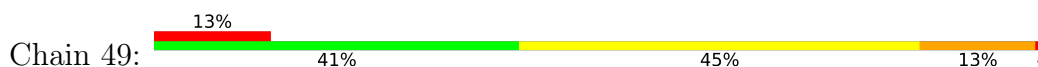
• Molecule 39: 50S ribosomal protein L28



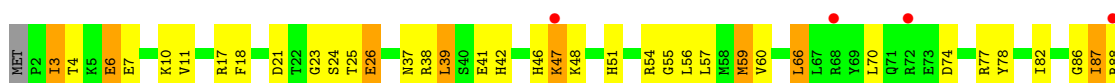
• Molecule 40: 50S ribosomal protein L5



• Molecule 40: 50S ribosomal protein L5



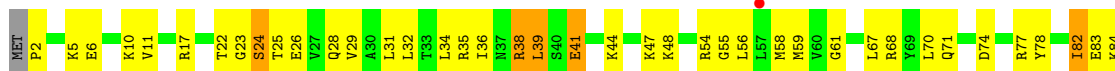
• Molecule 41: 30S ribosomal protein S15



G89

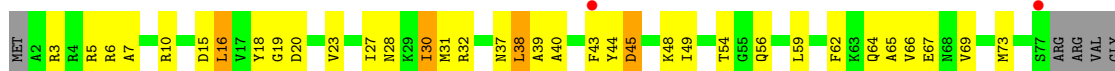
- Molecule 41: 30S ribosomal protein S15

Chain 6A: 2% 52% 40% 7%

I87
R88
G89

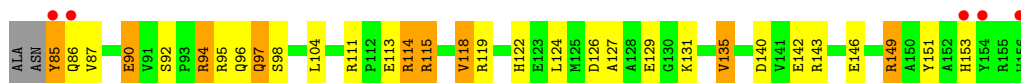
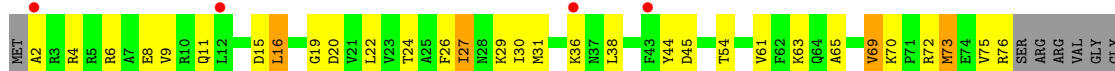
- Molecule 42: 30S ribosomal protein S7

Chain 6E: 3% 53% 29% 10% 8%



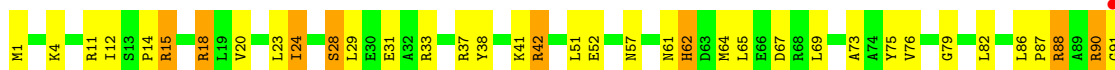
- Molecule 42: 30S ribosomal protein S7

Chain 62: 6% 54% 31% 8% 6%



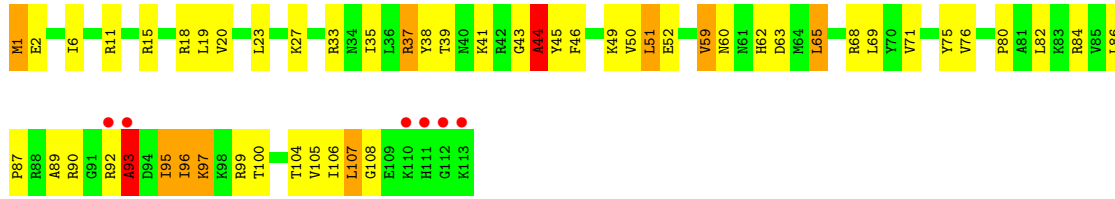
- Molecule 43: 50S ribosomal protein L22

Chain E8: 4% 58% 33% 9%

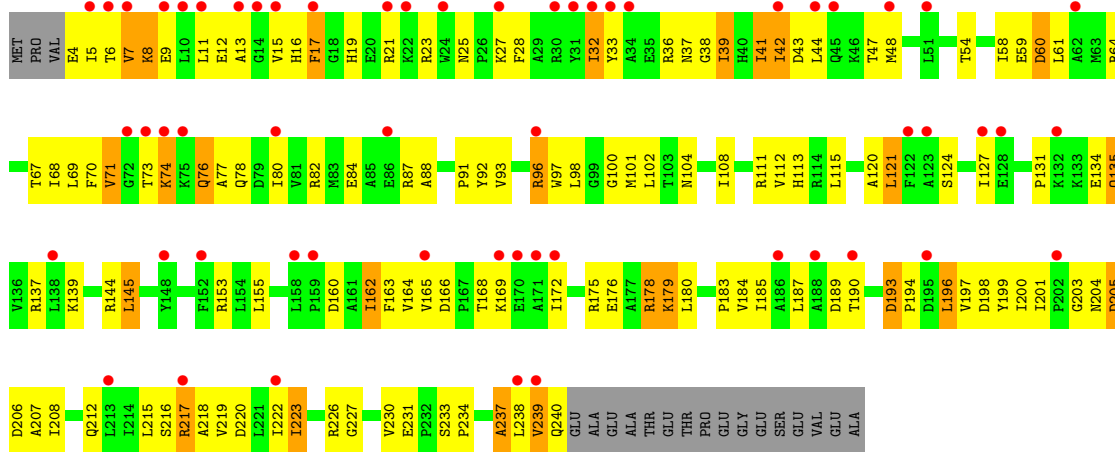
R92
A93
D94
I95
I96
T100
T104
V105
L107
G108
E109
K110
H111
G112
LVS

- Molecule 43: 50S ribosomal protein L22

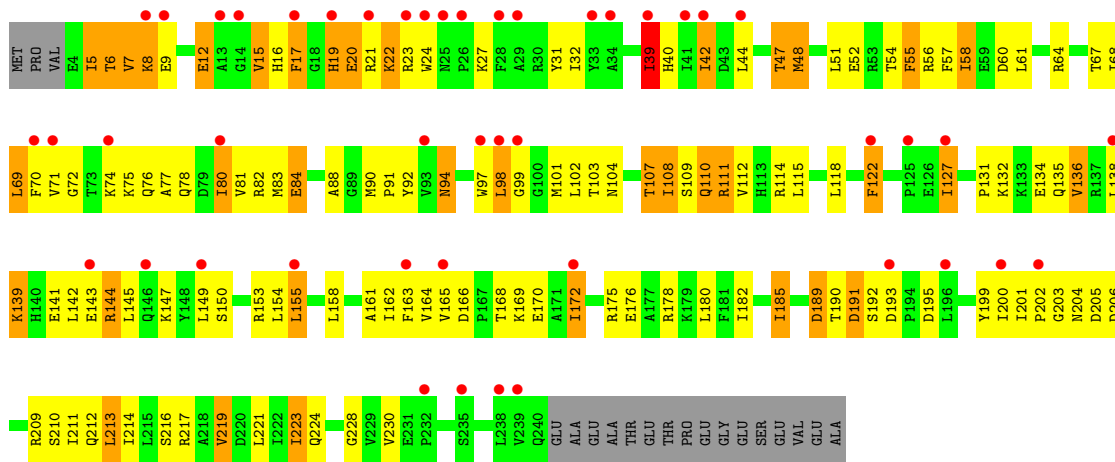
Chain A5: 5% 53% 37% 8%



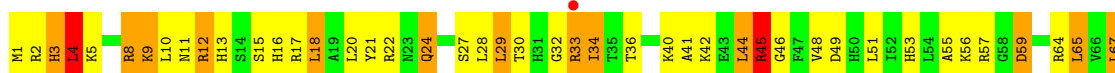
• Molecule 44: 30S ribosomal protein S2

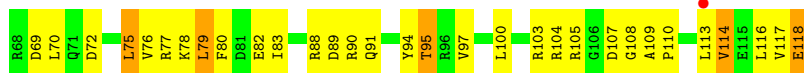


• Molecule 44: 30S ribosomal protein S2

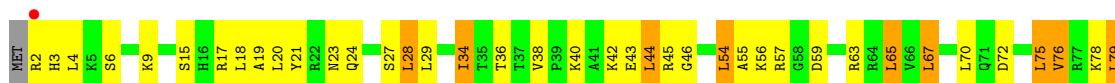


• Molecule 45: 50S ribosomal protein L17

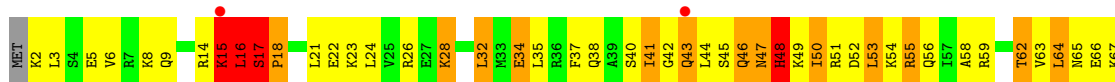




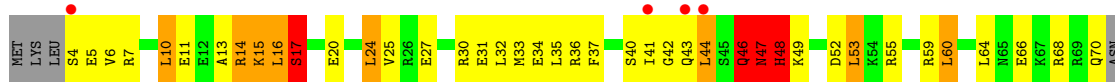
• Molecule 45: 50S ribosomal protein L17



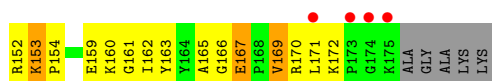
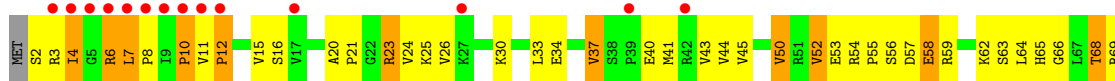
• Molecule 46: 50S ribosomal protein L29




• Molecule 46: 50S ribosomal protein L29

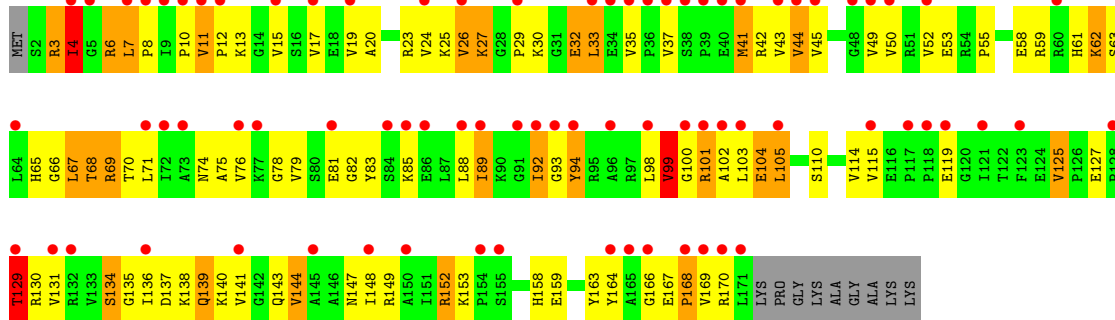


• Molecule 47: 50S ribosomal protein L6



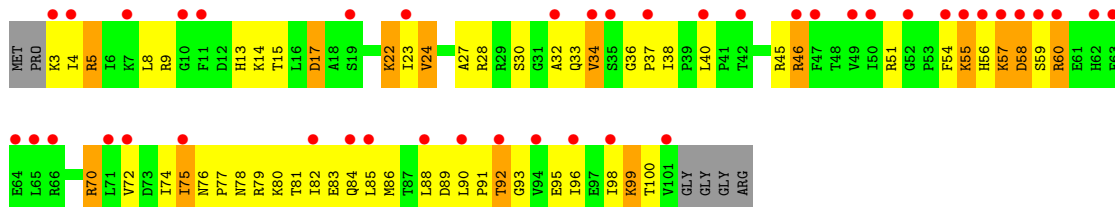
• Molecule 47: 50S ribosomal protein L6

Chain 59: 



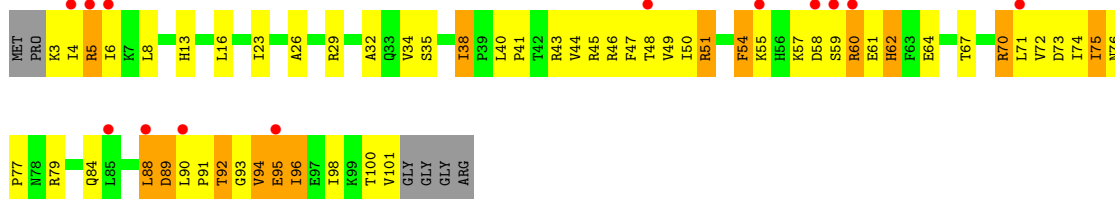
• Molecule 48: 30S ribosomal protein S10

Chain 1A: 



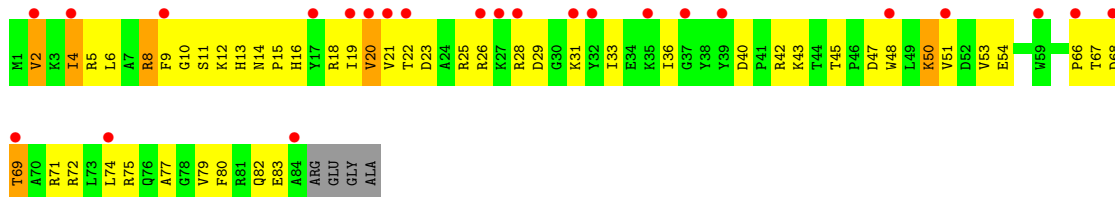
• Molecule 48: 30S ribosomal protein S10

Chain 1I: 



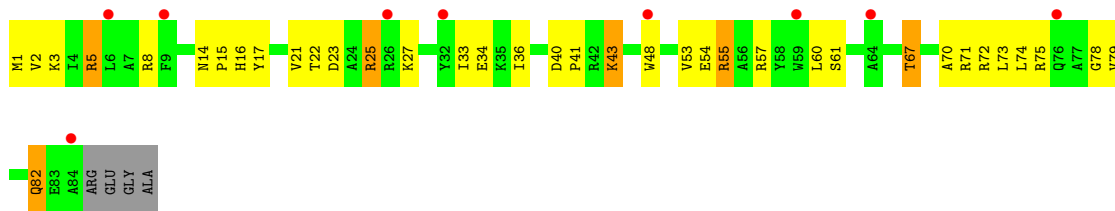
• Molecule 49: 30S ribosomal protein S16

Chain 7I: 

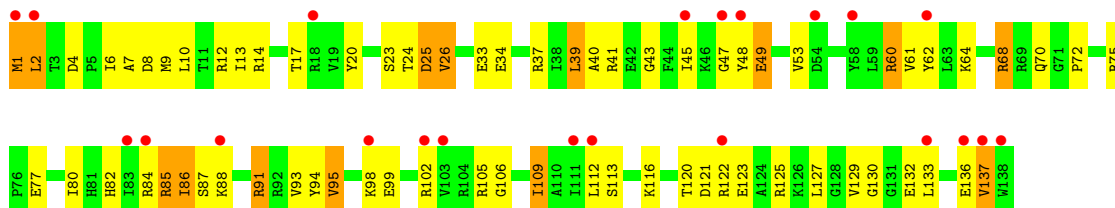


• Molecule 49: 30S ribosomal protein S16

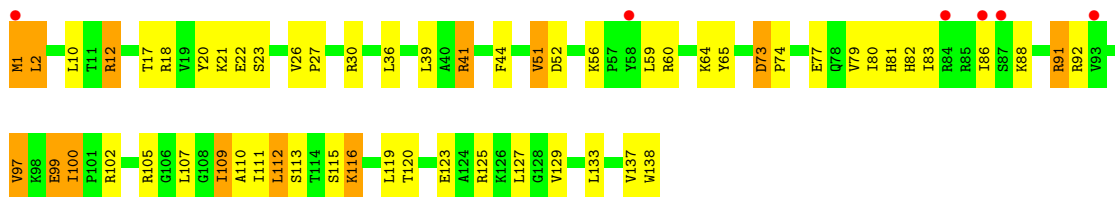
Chain 7A: 



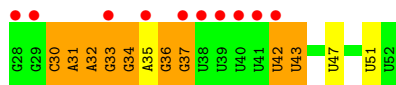
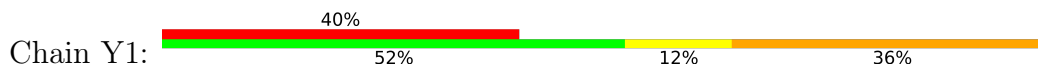
• Molecule 50: 30S ribosomal protein S8



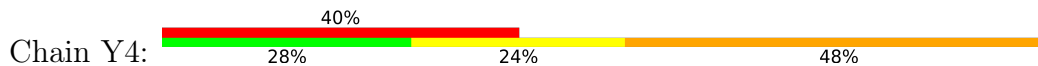
• Molecule 50: 30S ribosomal protein S8



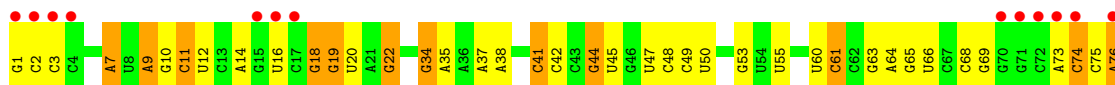
• Molecule 51: mRNA



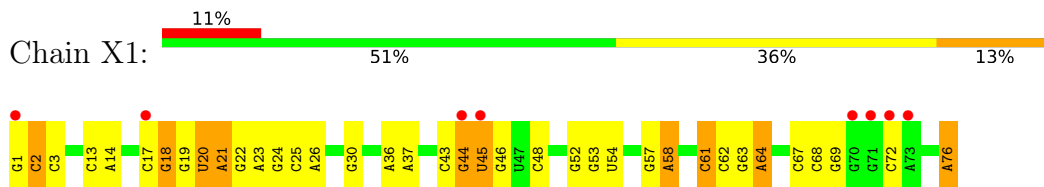
• Molecule 51: mRNA



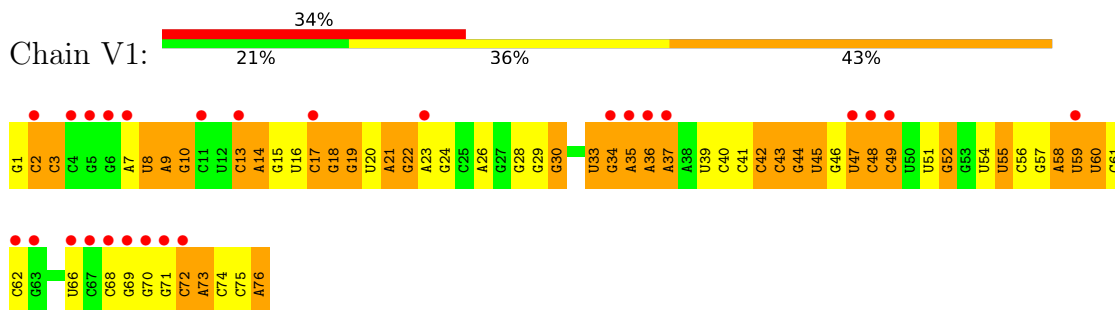
• Molecule 52: tRNA-Phe



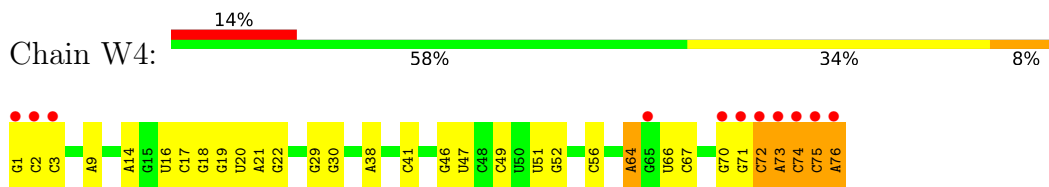
● Molecule 52: tRNA-Phe



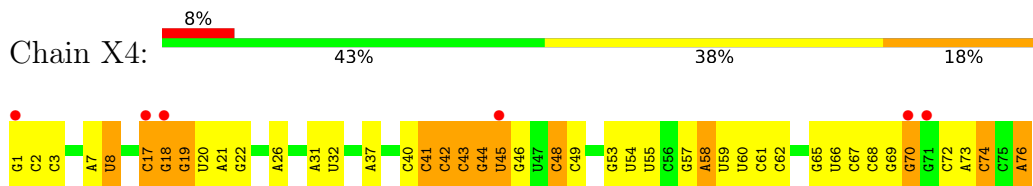
● Molecule 52: tRNA-Phe



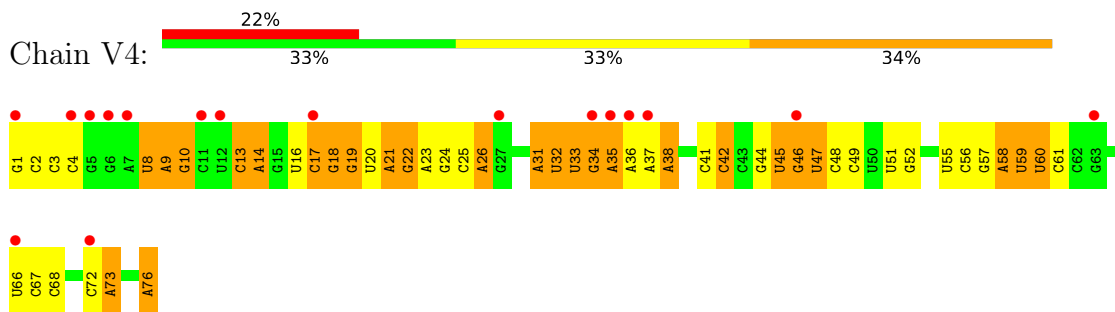
● Molecule 52: tRNA-Phe



● Molecule 52: tRNA-Phe



● Molecule 52: tRNA-Phe



4 Data and refinement statistics

| Property | Value | Source |
|---|---|------------------|
| Space group | P 21 21 21 | Depositor |
| Cell constants a, b, c, α , β , γ | 209.07Å 447.36Å 619.49Å 90.00° 90.00° 90.00° | Depositor |
| Resolution (Å) | 152.74 – 2.95 152.74 – 2.95 | Depositor EDS |
| % Data completeness (in resolution range) | 100.0 (152.74-2.95) 94.2 (152.74-2.95) | Depositor EDS |
| R_{merge} | 0.31 | Depositor |
| R_{sym} | (Not available) | Depositor |
| $\langle I/\sigma(I) \rangle$ ¹ | 0.98 (at 2.96Å) | Xtrriage |
| Refinement program | PHENIX | Depositor |
| R, R_{free} | 0.213 , 0.253 0.214 , 0.254 | Depositor DCC |
| R_{free} test set | 24081 reflections (2.00%) | wwPDB-VP |
| Wilson B-factor (Å ²) | 66.3 | Xtrriage |
| Anisotropy | 0.296 | Xtrriage |
| Bulk solvent k_{sol} (e/Å ³), B_{sol} (Å ²) | 0.28 , 49.0 | EDS |
| L-test for twinning ² | $\langle L \rangle = 0.48$, $\langle L^2 \rangle = 0.31$ | Xtrriage |
| Estimated twinning fraction | No twinning to report. | Xtrriage |
| F_o, F_c correlation | 0.94 | EDS |
| Total number of atoms | 299577 | wwPDB-VP |
| Average B, all atoms (Å ²) | 78.0 | wwPDB-VP |

Xtrriage's analysis on translational NCS is as follows: *The largest off-origin peak in the Patterson function is 1.51% of the height of the origin peak. No significant pseudotranslation is detected.*

¹Intensities estimated from amplitudes.

²Theoretical values of $\langle |L| \rangle$, $\langle L^2 \rangle$ for acentric reflections are 0.5, 0.333 respectively for untwinned datasets, and 0.375, 0.2 for perfectly twinned datasets.

5 Model quality i

5.1 Standard geometry i

Bond lengths and bond angles in the following residue types are not validated in this section: ZN, 8UZ, MG

The Z score for a bond length (or angle) is the number of standard deviations the observed value is removed from the expected value. A bond length (or angle) with $|Z| > 5$ is considered an outlier worth inspection. RMSZ is the root-mean-square of all Z scores of the bond lengths (or angles).

| Mol | Chain | Bond lengths | | Bond angles | |
|-----|-------|--------------|----------------|-------------|------------------|
| | | RMSZ | # Z >5 | RMSZ | # Z >5 |
| 1 | 13 | 0.58 | 0/36276 | 0.77 | 10/56615 (0.0%) |
| 1 | 1G | 0.52 | 1/36394 (0.0%) | 0.71 | 12/56800 (0.0%) |
| 2 | 65 | 0.71 | 0/891 | 1.05 | 3/1187 (0.3%) |
| 2 | A8 | 0.75 | 0/891 | 0.99 | 3/1187 (0.3%) |
| 3 | B5 | 0.83 | 0/739 | 1.03 | 4/993 (0.4%) |
| 3 | F8 | 0.92 | 1/756 (0.1%) | 1.13 | 2/1014 (0.2%) |
| 4 | 11 | 0.99 | 4/2176 (0.2%) | 1.20 | 16/2933 (0.5%) |
| 4 | 19 | 0.83 | 2/2170 (0.1%) | 1.16 | 17/2926 (0.6%) |
| 5 | L5 | 1.04 | 0/417 | 1.18 | 0/550 |
| 5 | P8 | 1.15 | 0/417 | 1.15 | 1/550 (0.2%) |
| 6 | 2A | 0.51 | 0/879 | 0.73 | 2/1187 (0.2%) |
| 6 | 2I | 0.56 | 0/879 | 0.85 | 3/1187 (0.3%) |
| 7 | 8A | 0.57 | 0/836 | 0.77 | 0/1117 |
| 7 | 8I | 0.60 | 0/847 | 0.77 | 0/1131 |
| 8 | 22 | 0.53 | 1/1636 (0.1%) | 0.65 | 0/2205 |
| 8 | 2E | 0.59 | 0/1629 | 0.73 | 0/2195 |
| 9 | 82 | 0.40 | 0/1002 | 0.66 | 2/1346 (0.1%) |
| 9 | 8E | 0.45 | 0/1028 | 0.71 | 0/1379 |
| 10 | 15 | 0.59 | 0/1131 | 0.79 | 0/1525 |
| 10 | 58 | 0.71 | 0/1131 | 0.93 | 0/1525 |
| 11 | C5 | 0.84 | 0/807 | 1.12 | 2/1076 (0.2%) |
| 11 | G8 | 0.89 | 0/796 | 1.28 | 13/1062 (1.2%) |
| 12 | M5 | 1.09 | 1/502 (0.2%) | 1.31 | 7/661 (1.1%) |
| 12 | Q8 | 1.51 | 1/486 (0.2%) | 2.03 | 19/638 (3.0%) |
| 13 | 3A | 0.79 | 1/991 (0.1%) | 0.97 | 1/1327 (0.1%) |
| 13 | 3I | 0.78 | 0/972 | 1.08 | 2/1301 (0.2%) |
| 14 | 32 | 0.56 | 0/1732 | 0.79 | 2/2318 (0.1%) |
| 14 | 3E | 0.73 | 3/1732 (0.2%) | 0.85 | 1/2318 (0.0%) |
| 15 | 14 | 0.69 | 1/70167 (0.0%) | 0.87 | 47/109541 (0.0%) |
| 15 | 1H | 0.80 | 4/70233 (0.0%) | 0.95 | 72/109643 (0.1%) |
| 16 | 75 | 0.75 | 0/1155 | 0.94 | 2/1542 (0.1%) |
| 16 | B8 | 0.81 | 0/1095 | 1.01 | 0/1463 |

| Mol | Chain | Bond lengths | | Bond angles | |
|-----|-------|--------------|---------------|-------------|----------------|
| | | RMSZ | # Z >5 | RMSZ | # Z >5 |
| 17 | H5 | 0.61 | 0/473 | 0.80 | 0/635 |
| 17 | L8 | 0.85 | 1/457 (0.2%) | 1.05 | 2/613 (0.3%) |
| 18 | 61 | 0.64 | 1/1151 (0.1%) | 0.89 | 4/1558 (0.3%) |
| 18 | 69 | 0.53 | 0/1151 | 0.81 | 3/1558 (0.2%) |
| 19 | 9A | 0.58 | 0/569 | 0.85 | 0/757 |
| 19 | 9I | 0.63 | 0/555 | 0.84 | 0/739 |
| 20 | 1B | 0.53 | 0/221 | 0.73 | 0/288 |
| 20 | 1F | 0.51 | 0/203 | 0.68 | 0/266 |
| 21 | 25 | 0.70 | 0/942 | 0.91 | 0/1269 |
| 21 | 68 | 0.74 | 0/942 | 0.97 | 2/1269 (0.2%) |
| 22 | D5 | 0.54 | 0/1145 | 0.80 | 2/1547 (0.1%) |
| 22 | H8 | 0.61 | 1/1403 (0.1%) | 0.89 | 3/1901 (0.2%) |
| 23 | 21 | 0.84 | 1/1601 (0.1%) | 1.21 | 14/2160 (0.6%) |
| 23 | 29 | 0.79 | 1/1601 (0.1%) | 1.19 | 8/2160 (0.4%) |
| 24 | 4A | 0.43 | 0/938 | 0.69 | 0/1258 |
| 24 | 4I | 0.52 | 0/938 | 0.77 | 0/1258 |
| 25 | 42 | 0.54 | 0/1171 | 0.72 | 0/1576 |
| 25 | 4E | 0.64 | 0/1171 | 0.85 | 0/1576 |
| 26 | 16 | 0.67 | 0/2928 | 0.94 | 1/4568 (0.0%) |
| 26 | 1J | 0.57 | 0/2928 | 0.85 | 0/4568 |
| 27 | 85 | 0.68 | 0/981 | 0.90 | 1/1306 (0.1%) |
| 27 | C8 | 0.81 | 0/981 | 1.01 | 2/1306 (0.2%) |
| 28 | I5 | 0.68 | 0/527 | 0.98 | 0/709 |
| 28 | M8 | 0.72 | 0/545 | 0.95 | 0/733 |
| 29 | AA | 0.49 | 0/638 | 0.73 | 0/860 |
| 29 | AI | 0.67 | 1/657 (0.2%) | 0.83 | 0/885 |
| 30 | 35 | 0.81 | 0/1161 | 1.22 | 4/1544 (0.3%) |
| 30 | 78 | 0.85 | 0/1139 | 1.28 | 10/1514 (0.7%) |
| 31 | E5 | 0.78 | 0/653 | 1.08 | 1/872 (0.1%) |
| 31 | I8 | 0.86 | 0/665 | 1.10 | 2/885 (0.2%) |
| 32 | 31 | 0.92 | 0/1620 | 1.05 | 0/2194 |
| 32 | 39 | 0.75 | 0/1662 | 1.11 | 14/2249 (0.6%) |
| 33 | 5A | 0.46 | 0/484 | 0.79 | 0/643 |
| 33 | 5I | 0.51 | 0/500 | 0.81 | 2/664 (0.3%) |
| 34 | 52 | 0.61 | 0/855 | 0.74 | 0/1154 |
| 34 | 5E | 0.59 | 0/855 | 0.72 | 0/1154 |
| 35 | 95 | 0.81 | 0/789 | 1.09 | 6/1057 (0.6%) |
| 35 | D8 | 0.77 | 1/789 (0.1%) | 1.00 | 2/1057 (0.2%) |
| 36 | J5 | 0.80 | 0/448 | 0.96 | 1/606 (0.2%) |
| 36 | N8 | 0.89 | 0/443 | 1.62 | 5/599 (0.8%) |
| 37 | BA | 0.54 | 0/764 | 0.90 | 0/1007 |
| 37 | BI | 0.47 | 0/764 | 0.75 | 0/1007 |
| 38 | 45 | 0.73 | 0/1134 | 0.96 | 1/1517 (0.1%) |

| Mol | Chain | Bond lengths | | Bond angles | |
|-----|-------|--------------|------------------|-------------|-------------------|
| | | RMSZ | # Z >5 | RMSZ | # Z >5 |
| 38 | 88 | 0.90 | 0/1142 | 1.11 | 0/1527 |
| 39 | F5 | 0.76 | 0/744 | 1.08 | 5/989 (0.5%) |
| 39 | J8 | 0.96 | 1/753 (0.1%) | 1.20 | 7/1000 (0.7%) |
| 40 | 41 | 0.60 | 0/1498 | 0.83 | 2/2016 (0.1%) |
| 40 | 49 | 0.47 | 0/1498 | 0.75 | 0/2016 |
| 41 | 6A | 0.61 | 0/744 | 0.71 | 0/992 |
| 41 | 6I | 0.63 | 0/744 | 0.78 | 0/992 |
| 42 | 62 | 0.45 | 0/1218 | 0.62 | 0/1632 |
| 42 | 6E | 0.48 | 0/1171 | 0.65 | 0/1567 |
| 43 | A5 | 0.79 | 1/910 (0.1%) | 0.99 | 1/1220 (0.1%) |
| 43 | E8 | 0.79 | 0/901 | 1.02 | 1/1209 (0.1%) |
| 44 | 12 | 0.42 | 0/1959 | 0.72 | 2/2642 (0.1%) |
| 44 | 1E | 0.46 | 0/1959 | 0.67 | 0/2642 |
| 45 | 55 | 0.77 | 0/973 | 1.03 | 1/1302 (0.1%) |
| 45 | 98 | 0.76 | 0/981 | 0.99 | 2/1312 (0.2%) |
| 46 | G5 | 0.77 | 0/569 | 1.10 | 5/753 (0.7%) |
| 46 | K8 | 0.96 | 0/577 | 1.34 | 6/763 (0.8%) |
| 47 | 51 | 0.68 | 0/1362 | 0.97 | 2/1841 (0.1%) |
| 47 | 59 | 0.47 | 1/1332 (0.1%) | 0.80 | 7/1802 (0.4%) |
| 48 | 1A | 0.43 | 0/814 | 0.66 | 0/1095 |
| 48 | 1I | 0.49 | 0/814 | 0.76 | 2/1095 (0.2%) |
| 49 | 7A | 0.55 | 0/721 | 0.80 | 0/970 |
| 49 | 7I | 0.58 | 0/721 | 0.80 | 0/970 |
| 50 | 72 | 0.48 | 0/1135 | 0.67 | 0/1527 |
| 50 | 7E | 0.55 | 0/1135 | 0.79 | 0/1527 |
| 51 | Y1 | 0.73 | 0/579 | 0.80 | 0/899 |
| 51 | Y4 | 0.58 | 0/579 | 0.70 | 0/899 |
| 52 | V1 | 0.53 | 0/1809 | 0.70 | 0/2819 |
| 52 | V4 | 0.46 | 0/1809 | 0.64 | 0/2819 |
| 52 | W1 | 0.50 | 0/1809 | 0.57 | 0/2819 |
| 52 | W4 | 0.48 | 0/1809 | 0.55 | 0/2819 |
| 52 | X1 | 0.69 | 0/1809 | 0.93 | 0/2819 |
| 52 | X4 | 0.62 | 0/1809 | 0.85 | 0/2819 |
| All | All | 0.68 | 30/322722 (0.0%) | 0.88 | 376/483601 (0.1%) |

Chiral center outliers are detected by calculating the chiral volume of a chiral center and verifying if the center is modelled as a planar moiety or with the opposite hand. A planarity outlier is detected by checking planarity of atoms in a peptide group, atoms in a mainchain group or atoms of a sidechain that are expected to be planar.

| Mol | Chain | #Chirality outliers | #Planarity outliers |
|-----|-------|---------------------|---------------------|
| 2 | 65 | 0 | 1 |

Continued on next page...

Continued from previous page...

| Mol | Chain | #Chirality outliers | #Planarity outliers |
|-----|-------|---------------------|---------------------|
| 2 | A8 | 0 | 1 |
| 3 | B5 | 0 | 1 |
| 4 | 11 | 0 | 3 |
| 4 | 19 | 0 | 8 |
| 5 | P8 | 0 | 1 |
| 6 | 2A | 0 | 1 |
| 6 | 2I | 0 | 1 |
| 8 | 22 | 0 | 2 |
| 9 | 82 | 0 | 1 |
| 9 | 8E | 0 | 2 |
| 10 | 15 | 0 | 4 |
| 11 | C5 | 0 | 5 |
| 11 | G8 | 0 | 4 |
| 12 | M5 | 0 | 2 |
| 12 | Q8 | 0 | 9 |
| 13 | 3A | 0 | 3 |
| 13 | 3I | 0 | 2 |
| 14 | 32 | 0 | 5 |
| 14 | 3E | 0 | 1 |
| 16 | 75 | 0 | 2 |
| 16 | B8 | 0 | 2 |
| 18 | 61 | 0 | 4 |
| 18 | 69 | 0 | 4 |
| 22 | H8 | 0 | 3 |
| 23 | 21 | 0 | 7 |
| 23 | 29 | 0 | 3 |
| 24 | 4A | 0 | 1 |
| 27 | 85 | 0 | 5 |
| 27 | C8 | 0 | 2 |
| 28 | I5 | 0 | 1 |
| 28 | M8 | 0 | 2 |
| 29 | AI | 0 | 2 |
| 30 | 35 | 0 | 11 |
| 30 | 78 | 0 | 7 |
| 31 | E5 | 0 | 2 |
| 31 | I8 | 0 | 1 |
| 32 | 31 | 0 | 2 |
| 32 | 39 | 0 | 6 |
| 33 | 5A | 0 | 2 |
| 35 | 95 | 0 | 2 |
| 35 | D8 | 0 | 1 |
| 36 | J5 | 0 | 1 |

Continued on next page...

Continued from previous page...

| Mol | Chain | #Chirality outliers | #Planarity outliers |
|-----|-------|---------------------|---------------------|
| 36 | N8 | 0 | 2 |
| 37 | BA | 0 | 3 |
| 37 | BI | 0 | 3 |
| 38 | 45 | 0 | 3 |
| 38 | 88 | 0 | 4 |
| 39 | F5 | 0 | 1 |
| 39 | J8 | 0 | 3 |
| 40 | 41 | 0 | 1 |
| 40 | 49 | 0 | 1 |
| 43 | A5 | 0 | 2 |
| 44 | 12 | 0 | 1 |
| 44 | 1E | 0 | 3 |
| 45 | 98 | 0 | 2 |
| 46 | G5 | 0 | 3 |
| 46 | K8 | 0 | 3 |
| 47 | 59 | 0 | 1 |
| 48 | 1A | 0 | 2 |
| All | All | 0 | 168 |

The worst 5 of 30 bond length outliers are listed below:

| Mol | Chain | Res | Type | Atoms | Z | Observed(Å) | Ideal(Å) |
|-----|-------|-----|------|-------|-------|-------------|----------|
| 29 | AI | 41 | VAL | CA-CB | 9.40 | 1.66 | 1.54 |
| 8 | 22 | 173 | VAL | C-N | 9.20 | 1.55 | 1.33 |
| 39 | J8 | 48 | LYS | CA-C | -8.19 | 1.45 | 1.53 |
| 12 | M5 | 33 | ASN | CB-CG | 7.21 | 1.70 | 1.52 |
| 22 | H8 | 165 | VAL | CA-CB | 6.97 | 1.64 | 1.54 |

The worst 5 of 376 bond angle outliers are listed below:

| Mol | Chain | Res | Type | Atoms | Z | Observed(°) | Ideal(°) |
|-----|-------|-----|------|--------|--------|-------------|----------|
| 36 | N8 | 41 | PRO | CA-C-N | 15.57 | 139.31 | 119.84 |
| 36 | N8 | 41 | PRO | C-N-CA | 15.57 | 139.31 | 119.84 |
| 36 | N8 | 40 | LYS | CA-C-N | -14.34 | 105.61 | 120.38 |
| 36 | N8 | 40 | LYS | C-N-CA | -14.34 | 105.61 | 120.38 |
| 46 | K8 | 17 | SER | CA-C-N | 13.03 | 136.12 | 119.84 |

There are no chirality outliers.

5 of 168 planarity outliers are listed below:

| Mol | Chain | Res | Type | Group |
|-----|-------|-----|------|-----------|
| 4 | 11 | 239 | ARG | Mainchain |
| 4 | 11 | 273 | ARG | Peptide |
| 4 | 11 | 47 | GLY | Peptide |
| 2 | A8 | 106 | ARG | Peptide |
| 3 | B5 | 61 | GLY | Peptide |

5.2 Too-close contacts [i](#)

In the following table, the Non-H and H(model) columns list the number of non-hydrogen atoms and hydrogen atoms in the chain respectively. The H(added) column lists the number of hydrogen atoms added and optimized by MolProbity. The Clashes column lists the number of clashes within the asymmetric unit, whereas Symm-Clashes lists symmetry-related clashes.

| Mol | Chain | Non-H | H(model) | H(added) | Clashes | Symm-Clashes |
|-----|-------|-------|----------|----------|---------|--------------|
| 1 | 13 | 32409 | 0 | 16360 | 704 | 0 |
| 1 | 1G | 32514 | 0 | 16415 | 700 | 0 |
| 2 | 65 | 881 | 0 | 943 | 62 | 0 |
| 2 | A8 | 881 | 0 | 943 | 52 | 0 |
| 3 | B5 | 725 | 0 | 778 | 28 | 0 |
| 3 | F8 | 742 | 0 | 803 | 38 | 0 |
| 4 | 11 | 2126 | 0 | 2208 | 64 | 0 |
| 4 | 19 | 2120 | 0 | 2197 | 82 | 0 |
| 5 | L5 | 409 | 0 | 454 | 13 | 0 |
| 5 | P8 | 409 | 0 | 454 | 14 | 0 |
| 6 | 2A | 864 | 0 | 881 | 33 | 0 |
| 6 | 2I | 864 | 0 | 881 | 34 | 0 |
| 7 | 8A | 823 | 0 | 891 | 29 | 0 |
| 7 | 8I | 834 | 0 | 904 | 49 | 0 |
| 8 | 22 | 1612 | 0 | 1677 | 76 | 0 |
| 8 | 2E | 1605 | 0 | 1668 | 72 | 0 |
| 9 | 82 | 983 | 0 | 1006 | 67 | 0 |
| 9 | 8E | 1009 | 0 | 1037 | 71 | 0 |
| 10 | 15 | 1104 | 0 | 1180 | 41 | 0 |
| 10 | 58 | 1104 | 0 | 1180 | 69 | 0 |
| 11 | C5 | 794 | 0 | 886 | 64 | 0 |
| 11 | G8 | 783 | 0 | 873 | 62 | 0 |
| 12 | M5 | 495 | 0 | 567 | 55 | 0 |
| 12 | Q8 | 480 | 0 | 549 | 98 | 0 |
| 13 | 3A | 975 | 0 | 1062 | 41 | 0 |
| 13 | 3I | 956 | 0 | 1046 | 36 | 0 |
| 14 | 32 | 1702 | 0 | 1764 | 84 | 0 |
| 14 | 3E | 1702 | 0 | 1762 | 86 | 0 |
| 15 | 14 | 62647 | 0 | 31575 | 1201 | 0 |

Continued on next page...

Continued from previous page...

| Mol | Chain | Non-H | H(model) | H(added) | Clashes | Symm-Clashes |
|-----|-------|-------|----------|----------|---------|--------------|
| 15 | 1H | 62707 | 0 | 31583 | 1246 | 0 |
| 16 | 75 | 1141 | 0 | 1202 | 58 | 0 |
| 16 | B8 | 1081 | 0 | 1141 | 62 | 0 |
| 17 | H5 | 468 | 0 | 518 | 21 | 0 |
| 17 | L8 | 452 | 0 | 503 | 13 | 0 |
| 18 | 61 | 1136 | 0 | 1223 | 53 | 0 |
| 18 | 69 | 1136 | 0 | 1223 | 61 | 0 |
| 19 | 9A | 564 | 0 | 631 | 22 | 0 |
| 19 | 9I | 550 | 0 | 613 | 18 | 0 |
| 20 | 1B | 217 | 0 | 234 | 13 | 0 |
| 20 | 1F | 199 | 0 | 208 | 11 | 0 |
| 21 | 25 | 932 | 0 | 996 | 43 | 0 |
| 21 | 68 | 932 | 0 | 996 | 41 | 0 |
| 22 | D5 | 1120 | 0 | 1146 | 69 | 0 |
| 22 | H8 | 1373 | 0 | 1402 | 72 | 0 |
| 23 | 21 | 1568 | 0 | 1634 | 105 | 0 |
| 23 | 29 | 1568 | 0 | 1633 | 103 | 0 |
| 24 | 4A | 928 | 0 | 987 | 51 | 0 |
| 24 | 4I | 928 | 0 | 987 | 52 | 0 |
| 25 | 42 | 1155 | 0 | 1213 | 54 | 0 |
| 25 | 4E | 1155 | 0 | 1213 | 52 | 0 |
| 26 | 16 | 2617 | 0 | 1328 | 46 | 0 |
| 26 | 1J | 2617 | 0 | 1328 | 71 | 0 |
| 27 | 85 | 963 | 0 | 1022 | 56 | 0 |
| 27 | C8 | 963 | 0 | 1022 | 56 | 0 |
| 28 | I5 | 515 | 0 | 514 | 47 | 0 |
| 28 | M8 | 533 | 0 | 526 | 48 | 0 |
| 29 | AA | 624 | 0 | 636 | 40 | 0 |
| 29 | AI | 643 | 0 | 662 | 54 | 0 |
| 30 | 35 | 1144 | 0 | 1228 | 94 | 0 |
| 30 | 78 | 1122 | 0 | 1206 | 94 | 0 |
| 31 | E5 | 645 | 0 | 652 | 28 | 0 |
| 31 | I8 | 656 | 0 | 683 | 24 | 0 |
| 32 | 31 | 1585 | 0 | 1632 | 92 | 0 |
| 32 | 39 | 1627 | 0 | 1680 | 95 | 0 |
| 33 | 5A | 475 | 0 | 511 | 27 | 0 |
| 33 | 5I | 491 | 0 | 529 | 28 | 0 |
| 34 | 52 | 842 | 0 | 857 | 35 | 0 |
| 34 | 5E | 842 | 0 | 857 | 27 | 0 |
| 35 | 95 | 778 | 0 | 852 | 70 | 0 |
| 35 | D8 | 778 | 0 | 852 | 46 | 0 |
| 36 | J5 | 434 | 0 | 454 | 25 | 0 |

Continued on next page...

Continued from previous page...

| Mol | Chain | Non-H | H(model) | H(added) | Clashes | Symm-Clashes |
|-----|-------|-------|----------|----------|---------|--------------|
| 36 | N8 | 429 | 0 | 449 | 32 | 0 |
| 37 | BA | 762 | 0 | 861 | 36 | 0 |
| 37 | BI | 762 | 0 | 861 | 37 | 0 |
| 38 | 45 | 1113 | 0 | 1167 | 81 | 0 |
| 38 | 88 | 1121 | 0 | 1179 | 80 | 0 |
| 39 | F5 | 737 | 0 | 813 | 42 | 0 |
| 39 | J8 | 746 | 0 | 826 | 53 | 0 |
| 40 | 41 | 1473 | 0 | 1535 | 87 | 0 |
| 40 | 49 | 1473 | 0 | 1535 | 81 | 0 |
| 41 | 6A | 733 | 0 | 771 | 23 | 0 |
| 41 | 6I | 733 | 0 | 771 | 32 | 0 |
| 42 | 62 | 1200 | 0 | 1238 | 37 | 0 |
| 42 | 6E | 1157 | 0 | 1202 | 47 | 0 |
| 43 | A5 | 899 | 0 | 964 | 41 | 0 |
| 43 | E8 | 890 | 0 | 951 | 30 | 0 |
| 44 | 12 | 1924 | 0 | 1975 | 110 | 0 |
| 44 | 1E | 1924 | 0 | 1975 | 97 | 0 |
| 45 | 55 | 959 | 0 | 1021 | 38 | 0 |
| 45 | 98 | 967 | 0 | 1033 | 73 | 0 |
| 46 | G5 | 567 | 0 | 618 | 28 | 0 |
| 46 | K8 | 575 | 0 | 634 | 40 | 0 |
| 47 | 51 | 1336 | 0 | 1418 | 81 | 0 |
| 47 | 59 | 1307 | 0 | 1382 | 76 | 0 |
| 48 | 1A | 801 | 0 | 849 | 59 | 0 |
| 48 | 1I | 801 | 0 | 849 | 54 | 0 |
| 49 | 7A | 705 | 0 | 725 | 24 | 0 |
| 49 | 7I | 705 | 0 | 725 | 44 | 0 |
| 50 | 72 | 1115 | 0 | 1177 | 40 | 0 |
| 50 | 7E | 1115 | 0 | 1177 | 49 | 0 |
| 51 | Y1 | 521 | 0 | 262 | 13 | 0 |
| 51 | Y4 | 521 | 0 | 262 | 26 | 0 |
| 52 | V1 | 1619 | 0 | 822 | 65 | 0 |
| 52 | V4 | 1619 | 0 | 822 | 49 | 0 |
| 52 | W1 | 1619 | 0 | 822 | 23 | 0 |
| 52 | W4 | 1619 | 0 | 822 | 30 | 0 |
| 52 | X1 | 1619 | 0 | 822 | 25 | 0 |
| 52 | X4 | 1619 | 0 | 822 | 37 | 0 |
| 53 | 13 | 66 | 0 | 0 | 0 | 0 |
| 53 | 1G | 66 | 0 | 0 | 4 | 0 |
| 54 | 11 | 5 | 0 | 0 | 0 | 0 |
| 54 | 13 | 182 | 0 | 0 | 0 | 0 |
| 54 | 14 | 568 | 0 | 0 | 0 | 0 |

Continued on next page...

Continued from previous page...

| Mol | Chain | Non-H | H(model) | H(added) | Clashes | Symm-Clashes |
|-----|-------|-------|----------|----------|---------|--------------|
| 54 | 16 | 14 | 0 | 0 | 0 | 0 |
| 54 | 19 | 3 | 0 | 0 | 0 | 0 |
| 54 | 1G | 178 | 0 | 0 | 0 | 0 |
| 54 | 1H | 597 | 0 | 0 | 0 | 0 |
| 54 | 1J | 14 | 0 | 0 | 0 | 0 |
| 54 | 21 | 3 | 0 | 0 | 0 | 0 |
| 54 | 25 | 2 | 0 | 0 | 0 | 0 |
| 54 | 29 | 5 | 0 | 0 | 0 | 0 |
| 54 | 2A | 1 | 0 | 0 | 0 | 0 |
| 54 | 31 | 3 | 0 | 0 | 0 | 0 |
| 54 | 35 | 1 | 0 | 0 | 0 | 0 |
| 54 | 39 | 2 | 0 | 0 | 0 | 0 |
| 54 | 3E | 2 | 0 | 0 | 0 | 0 |
| 54 | 3I | 1 | 0 | 0 | 0 | 0 |
| 54 | 41 | 2 | 0 | 0 | 0 | 0 |
| 54 | 42 | 1 | 0 | 0 | 0 | 0 |
| 54 | 45 | 2 | 0 | 0 | 0 | 0 |
| 54 | 49 | 1 | 0 | 0 | 0 | 0 |
| 54 | 4E | 1 | 0 | 0 | 0 | 0 |
| 54 | 4I | 1 | 0 | 0 | 0 | 0 |
| 54 | 52 | 1 | 0 | 0 | 0 | 0 |
| 54 | 55 | 2 | 0 | 0 | 0 | 0 |
| 54 | 58 | 1 | 0 | 0 | 0 | 0 |
| 54 | 5E | 1 | 0 | 0 | 0 | 0 |
| 54 | 5I | 1 | 0 | 0 | 0 | 0 |
| 54 | 68 | 2 | 0 | 0 | 0 | 0 |
| 54 | 6A | 1 | 0 | 0 | 0 | 0 |
| 54 | 78 | 3 | 0 | 0 | 0 | 0 |
| 54 | 7A | 1 | 0 | 0 | 0 | 0 |
| 54 | 85 | 1 | 0 | 0 | 0 | 0 |
| 54 | 88 | 5 | 0 | 0 | 0 | 0 |
| 54 | 98 | 1 | 0 | 0 | 0 | 0 |
| 54 | A5 | 1 | 0 | 0 | 0 | 0 |
| 54 | A8 | 1 | 0 | 0 | 0 | 0 |
| 54 | B5 | 1 | 0 | 0 | 0 | 0 |
| 54 | B8 | 1 | 0 | 0 | 0 | 0 |
| 54 | C5 | 2 | 0 | 0 | 0 | 0 |
| 54 | E5 | 2 | 0 | 0 | 0 | 0 |
| 54 | G8 | 1 | 0 | 0 | 0 | 0 |
| 54 | I8 | 2 | 0 | 0 | 0 | 0 |
| 54 | K8 | 1 | 0 | 0 | 0 | 0 |
| 54 | L8 | 1 | 0 | 0 | 0 | 0 |

Continued on next page...

Continued from previous page...

| Mol | Chain | Non-H | H(model) | H(added) | Clashes | Symm-Clashes |
|-----|-------|--------|----------|----------|---------|--------------|
| 54 | P8 | 1 | 0 | 0 | 0 | 0 |
| 54 | W1 | 4 | 0 | 0 | 0 | 0 |
| 54 | W4 | 4 | 0 | 0 | 0 | 0 |
| 54 | X1 | 9 | 0 | 0 | 0 | 0 |
| 54 | X4 | 6 | 0 | 0 | 0 | 0 |
| 55 | 32 | 1 | 0 | 0 | 0 | 0 |
| 55 | 3E | 1 | 0 | 0 | 0 | 0 |
| 55 | 5A | 1 | 0 | 0 | 0 | 0 |
| 55 | 5I | 1 | 0 | 0 | 0 | 0 |
| 55 | C5 | 1 | 0 | 0 | 0 | 0 |
| 55 | G8 | 1 | 0 | 0 | 0 | 0 |
| 56 | 11 | 1 | 0 | 0 | 0 | 0 |
| 56 | 13 | 76 | 0 | 0 | 7 | 0 |
| 56 | 14 | 512 | 0 | 0 | 62 | 0 |
| 56 | 19 | 8 | 0 | 0 | 0 | 0 |
| 56 | 1G | 72 | 0 | 0 | 10 | 0 |
| 56 | 1H | 533 | 0 | 0 | 62 | 0 |
| 56 | 21 | 1 | 0 | 0 | 0 | 0 |
| 56 | 29 | 4 | 0 | 0 | 0 | 0 |
| 56 | 31 | 5 | 0 | 0 | 0 | 0 |
| 56 | 35 | 1 | 0 | 0 | 0 | 0 |
| 56 | 39 | 6 | 0 | 0 | 0 | 0 |
| 56 | 55 | 1 | 0 | 0 | 0 | 0 |
| 56 | 5A | 1 | 0 | 0 | 0 | 0 |
| 56 | 6A | 2 | 0 | 0 | 0 | 0 |
| 56 | 6I | 1 | 0 | 0 | 0 | 0 |
| 56 | 78 | 4 | 0 | 0 | 0 | 0 |
| 56 | 7A | 1 | 0 | 0 | 0 | 0 |
| 56 | A5 | 1 | 0 | 0 | 0 | 0 |
| 56 | B8 | 1 | 0 | 0 | 0 | 0 |
| 56 | C8 | 3 | 0 | 0 | 0 | 0 |
| 56 | D8 | 1 | 0 | 0 | 0 | 0 |
| 56 | E8 | 1 | 0 | 0 | 0 | 0 |
| 56 | F8 | 1 | 0 | 0 | 0 | 0 |
| 56 | I8 | 5 | 0 | 0 | 1 | 0 |
| 56 | J5 | 1 | 0 | 0 | 0 | 0 |
| 56 | J8 | 1 | 0 | 0 | 0 | 0 |
| 56 | L5 | 3 | 0 | 0 | 0 | 0 |
| 56 | M5 | 2 | 0 | 0 | 0 | 0 |
| 56 | P8 | 1 | 0 | 0 | 0 | 0 |
| 56 | Y4 | 2 | 0 | 0 | 0 | 0 |
| All | All | 299577 | 0 | 199398 | 8085 | 0 |

The all-atom clashscore is defined as the number of clashes found per 1000 atoms (including hydrogen atoms). The all-atom clashscore for this structure is 17.

The worst 5 of 8085 close contacts within the same asymmetric unit are listed below, sorted by their clash magnitude.

| Atom-1 | Atom-2 | Interatomic distance (Å) | Clash overlap (Å) |
|-------------------|------------------|--------------------------|-------------------|
| 4:11:105:ILE:CD1 | 4:11:105:ILE:CG1 | 1.76 | 1.54 |
| 14:3E:9:CYS:CB | 14:3E:9:CYS:SG | 2.01 | 1.48 |
| 12:Q8:46:ARG:HH11 | 12:Q8:46:ARG:HB2 | 1.09 | 1.16 |
| 12:Q8:46:ARG:HB2 | 12:Q8:46:ARG:NH1 | 1.67 | 1.10 |
| 30:78:15:ARG:HB2 | 30:78:16:ARG:HB2 | 1.29 | 1.06 |

There are no symmetry-related clashes.

5.3 Torsion angles [i](#)

5.3.1 Protein backbone [i](#)

In the following table, the Percentiles column shows the percent Ramachandran outliers of the chain as a percentile score with respect to all X-ray entries followed by that with respect to entries of similar resolution.

The Analysed column shows the number of residues for which the backbone conformation was analysed, and the total number of residues.

| Mol | Chain | Analysed | Favoured | Allowed | Outliers | Percentiles | |
|-----|-------|---------------|-----------|----------|----------|-------------|-----|
| 2 | 65 | 109/112 (97%) | 86 (79%) | 20 (18%) | 3 (3%) | 4 | 11 |
| 2 | A8 | 109/112 (97%) | 92 (84%) | 15 (14%) | 2 (2%) | 6 | 19 |
| 3 | B5 | 90/96 (94%) | 82 (91%) | 6 (7%) | 2 (2%) | 5 | 15 |
| 3 | F8 | 92/96 (96%) | 87 (95%) | 3 (3%) | 2 (2%) | 5 | 15 |
| 4 | 11 | 271/276 (98%) | 255 (94%) | 12 (4%) | 4 (2%) | 8 | 23 |
| 4 | 19 | 271/276 (98%) | 252 (93%) | 13 (5%) | 6 (2%) | 5 | 15 |
| 5 | L5 | 45/49 (92%) | 43 (96%) | 2 (4%) | 0 | 100 | 100 |
| 5 | P8 | 45/49 (92%) | 42 (93%) | 2 (4%) | 1 (2%) | 5 | 15 |
| 6 | 2A | 114/129 (88%) | 104 (91%) | 8 (7%) | 2 (2%) | 6 | 19 |
| 6 | 2I | 114/129 (88%) | 102 (90%) | 10 (9%) | 2 (2%) | 6 | 19 |
| 7 | 8A | 97/105 (92%) | 92 (95%) | 5 (5%) | 0 | 100 | 100 |
| 7 | 8I | 98/105 (93%) | 93 (95%) | 5 (5%) | 0 | 100 | 100 |

Continued on next page...

Continued from previous page...

| Mol | Chain | Analysed | Favoured | Allowed | Outliers | Percentiles | |
|-----|-------|---------------|-----------|----------|----------|-------------|-----|
| 8 | 22 | 204/239 (85%) | 179 (88%) | 25 (12%) | 0 | 100 | 100 |
| 8 | 2E | 203/239 (85%) | 182 (90%) | 20 (10%) | 1 (0%) | 24 | 49 |
| 9 | 82 | 122/128 (95%) | 112 (92%) | 9 (7%) | 1 (1%) | 16 | 37 |
| 9 | 8E | 125/128 (98%) | 107 (86%) | 17 (14%) | 1 (1%) | 16 | 37 |
| 10 | 15 | 136/140 (97%) | 123 (90%) | 12 (9%) | 1 (1%) | 18 | 40 |
| 10 | 58 | 136/140 (97%) | 116 (85%) | 17 (12%) | 3 (2%) | 5 | 15 |
| 11 | C5 | 102/110 (93%) | 72 (71%) | 28 (28%) | 2 (2%) | 6 | 16 |
| 11 | G8 | 101/110 (92%) | 79 (78%) | 16 (16%) | 6 (6%) | 1 | 2 |
| 12 | M5 | 60/65 (92%) | 50 (83%) | 6 (10%) | 4 (7%) | 1 | 1 |
| 12 | Q8 | 58/65 (89%) | 37 (64%) | 16 (28%) | 5 (9%) | 0 | 1 |
| 13 | 3A | 123/132 (93%) | 105 (85%) | 15 (12%) | 3 (2%) | 4 | 13 |
| 13 | 3I | 120/132 (91%) | 105 (88%) | 15 (12%) | 0 | 100 | 100 |
| 14 | 32 | 206/209 (99%) | 180 (87%) | 26 (13%) | 0 | 100 | 100 |
| 14 | 3E | 206/209 (99%) | 196 (95%) | 9 (4%) | 1 (0%) | 24 | 49 |
| 16 | 75 | 135/146 (92%) | 120 (89%) | 13 (10%) | 2 (2%) | 8 | 23 |
| 16 | B8 | 127/146 (87%) | 118 (93%) | 9 (7%) | 0 | 100 | 100 |
| 17 | H5 | 57/60 (95%) | 53 (93%) | 4 (7%) | 0 | 100 | 100 |
| 17 | L8 | 55/60 (92%) | 48 (87%) | 5 (9%) | 2 (4%) | 2 | 6 |
| 18 | 61 | 144/148 (97%) | 117 (81%) | 24 (17%) | 3 (2%) | 5 | 16 |
| 18 | 69 | 144/148 (97%) | 111 (77%) | 29 (20%) | 4 (3%) | 4 | 11 |
| 19 | 9A | 67/88 (76%) | 63 (94%) | 4 (6%) | 0 | 100 | 100 |
| 19 | 9I | 65/88 (74%) | 63 (97%) | 1 (2%) | 1 (2%) | 8 | 23 |
| 20 | 1B | 23/27 (85%) | 21 (91%) | 2 (9%) | 0 | 100 | 100 |
| 20 | 1F | 21/27 (78%) | 20 (95%) | 1 (5%) | 0 | 100 | 100 |
| 21 | 25 | 120/122 (98%) | 115 (96%) | 5 (4%) | 0 | 100 | 100 |
| 21 | 68 | 120/122 (98%) | 114 (95%) | 5 (4%) | 1 (1%) | 16 | 37 |
| 22 | D5 | 129/206 (63%) | 106 (82%) | 19 (15%) | 4 (3%) | 3 | 8 |
| 22 | H8 | 169/206 (82%) | 137 (81%) | 24 (14%) | 8 (5%) | 2 | 4 |
| 23 | 21 | 203/206 (98%) | 161 (79%) | 33 (16%) | 9 (4%) | 2 | 4 |
| 23 | 29 | 203/206 (98%) | 157 (77%) | 34 (17%) | 12 (6%) | 1 | 2 |
| 24 | 4A | 114/126 (90%) | 94 (82%) | 19 (17%) | 1 (1%) | 14 | 34 |

Continued on next page...

Continued from previous page...

| Mol | Chain | Analysed | Favoured | Allowed | Outliers | Percentiles | |
|-----|-------|---------------|-----------|----------|----------|-------------|-----|
| 24 | 4I | 114/126 (90%) | 95 (83%) | 18 (16%) | 1 (1%) | 14 | 34 |
| 25 | 42 | 149/162 (92%) | 142 (95%) | 7 (5%) | 0 | 100 | 100 |
| 25 | 4E | 149/162 (92%) | 142 (95%) | 6 (4%) | 1 (1%) | 18 | 40 |
| 27 | 85 | 115/118 (98%) | 106 (92%) | 9 (8%) | 0 | 100 | 100 |
| 27 | C8 | 115/118 (98%) | 107 (93%) | 5 (4%) | 3 (3%) | 4 | 12 |
| 28 | I5 | 61/71 (86%) | 31 (51%) | 28 (46%) | 2 (3%) | 3 | 7 |
| 28 | M8 | 64/71 (90%) | 41 (64%) | 21 (33%) | 2 (3%) | 3 | 8 |
| 29 | AA | 76/93 (82%) | 62 (82%) | 12 (16%) | 2 (3%) | 4 | 12 |
| 29 | AI | 78/93 (84%) | 67 (86%) | 7 (9%) | 4 (5%) | 1 | 3 |
| 30 | 35 | 148/150 (99%) | 112 (76%) | 28 (19%) | 8 (5%) | 1 | 3 |
| 30 | 78 | 145/150 (97%) | 117 (81%) | 22 (15%) | 6 (4%) | 2 | 5 |
| 31 | E5 | 82/85 (96%) | 75 (92%) | 5 (6%) | 2 (2%) | 4 | 13 |
| 31 | I8 | 81/85 (95%) | 76 (94%) | 5 (6%) | 0 | 100 | 100 |
| 32 | 31 | 200/210 (95%) | 181 (90%) | 16 (8%) | 3 (2%) | 8 | 23 |
| 32 | 39 | 206/210 (98%) | 164 (80%) | 33 (16%) | 9 (4%) | 2 | 4 |
| 33 | 5A | 56/61 (92%) | 48 (86%) | 7 (12%) | 1 (2%) | 6 | 19 |
| 33 | 5I | 58/61 (95%) | 50 (86%) | 6 (10%) | 2 (3%) | 3 | 7 |
| 34 | 52 | 99/101 (98%) | 94 (95%) | 5 (5%) | 0 | 100 | 100 |
| 34 | 5E | 99/101 (98%) | 94 (95%) | 5 (5%) | 0 | 100 | 100 |
| 35 | 95 | 99/101 (98%) | 77 (78%) | 18 (18%) | 4 (4%) | 2 | 5 |
| 35 | D8 | 99/101 (98%) | 92 (93%) | 5 (5%) | 2 (2%) | 6 | 16 |
| 36 | J5 | 54/60 (90%) | 48 (89%) | 6 (11%) | 0 | 100 | 100 |
| 36 | N8 | 53/60 (88%) | 44 (83%) | 7 (13%) | 2 (4%) | 2 | 6 |
| 37 | BA | 97/106 (92%) | 84 (87%) | 11 (11%) | 2 (2%) | 5 | 16 |
| 37 | BI | 97/106 (92%) | 85 (88%) | 12 (12%) | 0 | 100 | 100 |
| 38 | 45 | 138/141 (98%) | 111 (80%) | 25 (18%) | 2 (1%) | 9 | 24 |
| 38 | 88 | 139/141 (99%) | 120 (86%) | 13 (9%) | 6 (4%) | 2 | 4 |
| 39 | F5 | 92/98 (94%) | 85 (92%) | 6 (6%) | 1 (1%) | 11 | 29 |
| 39 | J8 | 93/98 (95%) | 82 (88%) | 8 (9%) | 3 (3%) | 3 | 8 |
| 40 | 41 | 179/182 (98%) | 161 (90%) | 15 (8%) | 3 (2%) | 7 | 20 |
| 40 | 49 | 179/182 (98%) | 155 (87%) | 22 (12%) | 2 (1%) | 11 | 29 |

Continued on next page...

Continued from previous page...

| Mol | Chain | Analysed | Favoured | Allowed | Outliers | Percentiles | |
|-----|-------|-------------------|------------|------------|----------|-------------|-----|
| 41 | 6A | 86/89 (97%) | 81 (94%) | 5 (6%) | 0 | 100 | 100 |
| 41 | 6I | 86/89 (97%) | 80 (93%) | 6 (7%) | 0 | 100 | 100 |
| 42 | 62 | 143/156 (92%) | 135 (94%) | 8 (6%) | 0 | 100 | 100 |
| 42 | 6E | 140/156 (90%) | 133 (95%) | 6 (4%) | 1 (1%) | 18 | 40 |
| 43 | A5 | 111/113 (98%) | 104 (94%) | 5 (4%) | 2 (2%) | 6 | 19 |
| 43 | E8 | 110/113 (97%) | 102 (93%) | 8 (7%) | 0 | 100 | 100 |
| 44 | 12 | 235/256 (92%) | 199 (85%) | 33 (14%) | 3 (1%) | 9 | 26 |
| 44 | 1E | 235/256 (92%) | 195 (83%) | 38 (16%) | 2 (1%) | 14 | 34 |
| 45 | 55 | 115/118 (98%) | 105 (91%) | 7 (6%) | 3 (3%) | 4 | 12 |
| 45 | 98 | 116/118 (98%) | 101 (87%) | 12 (10%) | 3 (3%) | 4 | 12 |
| 46 | G5 | 65/72 (90%) | 59 (91%) | 4 (6%) | 2 (3%) | 3 | 8 |
| 46 | K8 | 66/72 (92%) | 62 (94%) | 1 (2%) | 3 (4%) | 2 | 4 |
| 47 | 51 | 172/180 (96%) | 150 (87%) | 16 (9%) | 6 (4%) | 3 | 7 |
| 47 | 59 | 168/180 (93%) | 131 (78%) | 32 (19%) | 5 (3%) | 3 | 9 |
| 48 | 1A | 97/105 (92%) | 91 (94%) | 6 (6%) | 0 | 100 | 100 |
| 48 | 1I | 97/105 (92%) | 89 (92%) | 8 (8%) | 0 | 100 | 100 |
| 49 | 7A | 82/88 (93%) | 76 (93%) | 6 (7%) | 0 | 100 | 100 |
| 49 | 7I | 82/88 (93%) | 78 (95%) | 4 (5%) | 0 | 100 | 100 |
| 50 | 72 | 136/138 (99%) | 128 (94%) | 7 (5%) | 1 (1%) | 18 | 40 |
| 50 | 7E | 136/138 (99%) | 125 (92%) | 10 (7%) | 1 (1%) | 18 | 40 |
| All | All | 11145/11946 (93%) | 9763 (88%) | 1178 (11%) | 204 (2%) | 6 | 19 |

5 of 204 Ramachandran outliers are listed below:

| Mol | Chain | Res | Type |
|-----|-------|-----|------|
| 4 | 11 | 240 | ALA |
| 6 | 2A | 48 | ILE |
| 4 | 19 | 237 | GLU |
| 12 | Q8 | 51 | ALA |
| 14 | 3E | 31 | CYS |

5.3.2 Protein sidechains [i](#)

In the following table, the Percentiles column shows the percent sidechain outliers of the chain as a percentile score with respect to all X-ray entries followed by that with respect to entries of similar

resolution.

The Analysed column shows the number of residues for which the sidechain conformation was analysed, and the total number of residues.

| Mol | Chain | Analysed | Rotameric | Outliers | Percentiles | |
|-----|-------|---------------|-----------|----------|-------------|---|
| 2 | 65 | 87/88 (99%) | 57 (66%) | 30 (34%) | 0 | 0 |
| 2 | A8 | 87/88 (99%) | 62 (71%) | 25 (29%) | 0 | 0 |
| 3 | B5 | 74/78 (95%) | 57 (77%) | 17 (23%) | 1 | 2 |
| 3 | F8 | 76/78 (97%) | 63 (83%) | 13 (17%) | 2 | 5 |
| 4 | 11 | 215/218 (99%) | 173 (80%) | 42 (20%) | 1 | 3 |
| 4 | 19 | 214/218 (98%) | 166 (78%) | 48 (22%) | 1 | 2 |
| 5 | L5 | 40/42 (95%) | 30 (75%) | 10 (25%) | 0 | 1 |
| 5 | P8 | 40/42 (95%) | 31 (78%) | 9 (22%) | 1 | 2 |
| 6 | 2A | 88/99 (89%) | 74 (84%) | 14 (16%) | 2 | 8 |
| 6 | 2I | 88/99 (89%) | 75 (85%) | 13 (15%) | 3 | 9 |
| 7 | 8A | 94/97 (97%) | 80 (85%) | 14 (15%) | 3 | 8 |
| 7 | 8I | 95/97 (98%) | 75 (79%) | 20 (21%) | 1 | 2 |
| 8 | 22 | 160/188 (85%) | 120 (75%) | 40 (25%) | 0 | 1 |
| 8 | 2E | 159/188 (85%) | 119 (75%) | 40 (25%) | 0 | 1 |
| 9 | 82 | 95/99 (96%) | 78 (82%) | 17 (18%) | 2 | 4 |
| 9 | 8E | 98/99 (99%) | 73 (74%) | 25 (26%) | 0 | 1 |
| 10 | 15 | 117/119 (98%) | 88 (75%) | 29 (25%) | 1 | 1 |
| 10 | 58 | 117/119 (98%) | 88 (75%) | 29 (25%) | 1 | 1 |
| 11 | C5 | 85/91 (93%) | 58 (68%) | 27 (32%) | 0 | 0 |
| 11 | G8 | 84/91 (92%) | 54 (64%) | 30 (36%) | 0 | 0 |
| 12 | M5 | 52/55 (94%) | 40 (77%) | 12 (23%) | 1 | 2 |
| 12 | Q8 | 50/55 (91%) | 36 (72%) | 14 (28%) | 0 | 0 |
| 13 | 3A | 104/109 (95%) | 80 (77%) | 24 (23%) | 1 | 2 |
| 13 | 3I | 103/109 (94%) | 87 (84%) | 16 (16%) | 2 | 8 |
| 14 | 32 | 180/181 (99%) | 144 (80%) | 36 (20%) | 1 | 3 |
| 14 | 3E | 180/181 (99%) | 149 (83%) | 31 (17%) | 2 | 5 |
| 16 | 75 | 120/127 (94%) | 80 (67%) | 40 (33%) | 0 | 0 |
| 16 | B8 | 115/127 (91%) | 81 (70%) | 34 (30%) | 0 | 0 |
| 17 | H5 | 51/52 (98%) | 38 (74%) | 13 (26%) | 0 | 1 |

Continued on next page...

Continued from previous page...

| Mol | Chain | Analysed | Rotameric | Outliers | Percentiles | |
|-----|-------|----------------|-----------|----------|-------------|----|
| 17 | L8 | 49/52 (94%) | 37 (76%) | 12 (24%) | 1 | 1 |
| 18 | 61 | 122/124 (98%) | 83 (68%) | 39 (32%) | 0 | 0 |
| 18 | 69 | 122/124 (98%) | 93 (76%) | 29 (24%) | 1 | 1 |
| 19 | 9A | 60/77 (78%) | 45 (75%) | 15 (25%) | 0 | 1 |
| 19 | 9I | 59/77 (77%) | 45 (76%) | 14 (24%) | 1 | 1 |
| 20 | 1B | 20/22 (91%) | 19 (95%) | 1 (5%) | 22 | 47 |
| 20 | 1F | 18/22 (82%) | 17 (94%) | 1 (6%) | 19 | 43 |
| 21 | 25 | 100/100 (100%) | 76 (76%) | 24 (24%) | 1 | 1 |
| 21 | 68 | 100/100 (100%) | 82 (82%) | 18 (18%) | 2 | 4 |
| 22 | D5 | 125/179 (70%) | 87 (70%) | 38 (30%) | 0 | 0 |
| 22 | H8 | 152/179 (85%) | 121 (80%) | 31 (20%) | 1 | 3 |
| 23 | 21 | 165/166 (99%) | 124 (75%) | 41 (25%) | 1 | 1 |
| 23 | 29 | 165/166 (99%) | 123 (74%) | 42 (26%) | 0 | 1 |
| 24 | 4A | 94/101 (93%) | 77 (82%) | 17 (18%) | 2 | 4 |
| 24 | 4I | 94/101 (93%) | 76 (81%) | 18 (19%) | 1 | 3 |
| 25 | 42 | 116/123 (94%) | 90 (78%) | 26 (22%) | 1 | 2 |
| 25 | 4E | 116/123 (94%) | 86 (74%) | 30 (26%) | 0 | 1 |
| 27 | 85 | 93/94 (99%) | 72 (77%) | 21 (23%) | 1 | 2 |
| 27 | C8 | 93/94 (99%) | 71 (76%) | 22 (24%) | 1 | 1 |
| 28 | I5 | 57/63 (90%) | 41 (72%) | 16 (28%) | 0 | 0 |
| 28 | M8 | 59/63 (94%) | 43 (73%) | 16 (27%) | 0 | 0 |
| 29 | AA | 67/80 (84%) | 52 (78%) | 15 (22%) | 1 | 2 |
| 29 | AI | 70/80 (88%) | 49 (70%) | 21 (30%) | 0 | 0 |
| 30 | 35 | 116/116 (100%) | 78 (67%) | 38 (33%) | 0 | 0 |
| 30 | 78 | 114/116 (98%) | 80 (70%) | 34 (30%) | 0 | 0 |
| 31 | E5 | 62/67 (92%) | 51 (82%) | 11 (18%) | 2 | 4 |
| 31 | I8 | 66/67 (98%) | 59 (89%) | 7 (11%) | 6 | 19 |
| 32 | 31 | 161/166 (97%) | 124 (77%) | 37 (23%) | 1 | 2 |
| 32 | 39 | 165/166 (99%) | 120 (73%) | 45 (27%) | 0 | 0 |
| 33 | 5A | 48/50 (96%) | 37 (77%) | 11 (23%) | 1 | 2 |
| 33 | 5I | 49/50 (98%) | 34 (69%) | 15 (31%) | 0 | 0 |

Continued on next page...

Continued from previous page...

| Mol | Chain | Analysed | Rotameric | Outliers | Percentiles | |
|-----|-------|----------------|-----------|----------|-------------|----|
| 34 | 52 | 90/90 (100%) | 69 (77%) | 21 (23%) | 1 | 2 |
| 34 | 5E | 90/90 (100%) | 73 (81%) | 17 (19%) | 1 | 3 |
| 35 | 95 | 82/82 (100%) | 57 (70%) | 25 (30%) | 0 | 0 |
| 35 | D8 | 82/82 (100%) | 54 (66%) | 28 (34%) | 0 | 0 |
| 36 | J5 | 48/52 (92%) | 41 (85%) | 7 (15%) | 3 | 9 |
| 36 | N8 | 48/52 (92%) | 38 (79%) | 10 (21%) | 1 | 3 |
| 37 | BA | 76/82 (93%) | 60 (79%) | 16 (21%) | 1 | 2 |
| 37 | BI | 76/82 (93%) | 57 (75%) | 19 (25%) | 0 | 1 |
| 38 | 45 | 110/111 (99%) | 80 (73%) | 30 (27%) | 0 | 0 |
| 38 | 88 | 111/111 (100%) | 85 (77%) | 26 (23%) | 1 | 2 |
| 39 | F5 | 79/83 (95%) | 56 (71%) | 23 (29%) | 0 | 0 |
| 39 | J8 | 80/83 (96%) | 61 (76%) | 19 (24%) | 1 | 1 |
| 40 | 41 | 155/156 (99%) | 119 (77%) | 36 (23%) | 1 | 2 |
| 40 | 49 | 155/156 (99%) | 122 (79%) | 33 (21%) | 1 | 2 |
| 41 | 6A | 79/80 (99%) | 63 (80%) | 16 (20%) | 1 | 3 |
| 41 | 6I | 79/80 (99%) | 68 (86%) | 11 (14%) | 3 | 10 |
| 42 | 62 | 121/127 (95%) | 89 (74%) | 32 (26%) | 0 | 1 |
| 42 | 6E | 118/127 (93%) | 96 (81%) | 22 (19%) | 1 | 4 |
| 43 | A5 | 92/92 (100%) | 75 (82%) | 17 (18%) | 1 | 4 |
| 43 | E8 | 91/92 (99%) | 70 (77%) | 21 (23%) | 1 | 2 |
| 44 | 12 | 205/220 (93%) | 158 (77%) | 47 (23%) | 1 | 2 |
| 44 | 1E | 205/220 (93%) | 165 (80%) | 40 (20%) | 1 | 3 |
| 45 | 55 | 100/101 (99%) | 76 (76%) | 24 (24%) | 1 | 1 |
| 45 | 98 | 101/101 (100%) | 78 (77%) | 23 (23%) | 1 | 2 |
| 46 | G5 | 63/67 (94%) | 43 (68%) | 20 (32%) | 0 | 0 |
| 46 | K8 | 64/67 (96%) | 38 (59%) | 26 (41%) | 0 | 0 |
| 47 | 51 | 145/148 (98%) | 103 (71%) | 42 (29%) | 0 | 0 |
| 47 | 59 | 142/148 (96%) | 105 (74%) | 37 (26%) | 0 | 1 |
| 48 | 1A | 89/92 (97%) | 68 (76%) | 21 (24%) | 1 | 1 |
| 48 | 1I | 89/92 (97%) | 68 (76%) | 21 (24%) | 1 | 1 |
| 49 | 7A | 72/74 (97%) | 59 (82%) | 13 (18%) | 2 | 4 |

Continued on next page...

Continued from previous page...

| Mol | Chain | Analysed | Rotameric | Outliers | Percentiles | |
|-----|-------|-----------------|------------|------------|-------------|---|
| 49 | 7I | 72/74 (97%) | 58 (81%) | 14 (19%) | 1 | 3 |
| 50 | 72 | 119/119 (100%) | 95 (80%) | 24 (20%) | 1 | 3 |
| 50 | 7E | 119/119 (100%) | 95 (80%) | 24 (20%) | 1 | 3 |
| All | All | 9412/9894 (95%) | 7190 (76%) | 2222 (24%) | 1 | 1 |

5 of 2222 residues with a non-rotameric sidechain are listed below:

| Mol | Chain | Res | Type |
|-----|-------|-----|------|
| 46 | K8 | 50 | ILE |
| 48 | 1A | 24 | VAL |
| 46 | K8 | 46 | GLN |
| 46 | G5 | 48 | HIS |
| 23 | 21 | 116 | VAL |

Sometimes sidechains can be flipped to improve hydrogen bonding and reduce clashes. 5 of 81 such sidechains are listed below:

| Mol | Chain | Res | Type |
|-----|-------|-----|------|
| 40 | 49 | 132 | ASN |
| 45 | 55 | 23 | ASN |
| 42 | 62 | 13 | GLN |
| 46 | K8 | 65 | ASN |
| 46 | G5 | 65 | ASN |

5.3.3 RNA [i](#)

| Mol | Chain | Analysed | Backbone Outliers | Pucker Outliers |
|-----|-------|-----------------|-------------------|-----------------|
| 1 | 13 | 1506/1522 (98%) | 314 (20%) | 31 (2%) |
| 1 | 1G | 1512/1522 (99%) | 325 (21%) | 36 (2%) |
| 15 | 14 | 2908/2917 (99%) | 651 (22%) | 49 (1%) |
| 15 | 1H | 2911/2917 (99%) | 620 (21%) | 54 (1%) |
| 26 | 16 | 121/122 (99%) | 19 (15%) | 0 |
| 26 | 1J | 121/122 (99%) | 29 (23%) | 2 (1%) |
| 51 | Y1 | 24/25 (96%) | 8 (33%) | 3 (12%) |
| 51 | Y4 | 24/25 (96%) | 13 (54%) | 1 (4%) |
| 52 | V1 | 75/76 (98%) | 38 (50%) | 6 (8%) |
| 52 | V4 | 75/76 (98%) | 35 (46%) | 4 (5%) |
| 52 | W1 | 75/76 (98%) | 18 (24%) | 0 |
| 52 | W4 | 75/76 (98%) | 19 (25%) | 0 |
| 52 | X1 | 75/76 (98%) | 20 (26%) | 1 (1%) |

Continued on next page...

Continued from previous page...

| Mol | Chain | Analysed | Backbone Outliers | Pucker Outliers |
|-----|-------|-----------------|-------------------|-----------------|
| 52 | X4 | 75/76 (98%) | 20 (26%) | 3 (4%) |
| All | All | 9577/9628 (99%) | 2129 (22%) | 190 (1%) |

5 of 2129 RNA backbone outliers are listed below:

| Mol | Chain | Res | Type |
|-----|-------|-----|------|
| 1 | 13 | 651 | U |
| 1 | 13 | 652 | G |
| 1 | 13 | 653 | G |
| 1 | 13 | 654 | A |
| 1 | 13 | 667 | G |

5 of 190 RNA pucker outliers are listed below:

| Mol | Chain | Res | Type |
|-----|-------|------|------|
| 15 | 1H | 2454 | A |
| 15 | 14 | 1608 | A |
| 15 | 1H | 2704 | U |
| 15 | 14 | 498 | A |
| 15 | 14 | 2182 | G |

5.4 Non-standard residues in protein, DNA, RNA chains [i](#)

There are no non-standard protein/DNA/RNA residues in this entry.

5.5 Carbohydrates [i](#)

There are no oligosaccharides in this entry.

5.6 Ligand geometry [i](#)

Of 1656 ligands modelled in this entry, 1652 are monoatomic - leaving 4 for Mogul analysis.

In the following table, the Counts columns list the number of bonds (or angles) for which Mogul statistics could be retrieved, the number of bonds (or angles) that are observed in the model and the number of bonds (or angles) that are defined in the Chemical Component Dictionary. The Link column lists molecule types, if any, to which the group is linked. The Z score for a bond length (or angle) is the number of standard deviations the observed value is removed from the expected value. A bond length (or angle) with $|Z| > 2$ is considered an outlier worth inspection. RMSZ is the root-mean-square of all Z scores of the bond lengths (or angles).

| Mol | Type | Chain | Res | Link | Bond lengths | | | Bond angles | | |
|-----|------|-------|------|------|--------------|------|----------|-------------|------|----------|
| | | | | | Counts | RMSZ | # Z > 2 | Counts | RMSZ | # Z > 2 |
| 53 | 8UZ | 13 | 2202 | 54 | 34,35,35 | 0.34 | 0 | 50,52,52 | 1.56 | 3 (6%) |
| 53 | 8UZ | 1G | 2202 | 54 | 34,35,35 | 0.16 | 0 | 50,52,52 | 0.85 | 3 (6%) |
| 53 | 8UZ | 1G | 2201 | - | 34,35,35 | 0.33 | 0 | 50,52,52 | 1.25 | 2 (4%) |
| 53 | 8UZ | 13 | 2201 | - | 34,35,35 | 0.41 | 0 | 50,52,52 | 1.27 | 4 (8%) |

In the following table, the Chirals column lists the number of chiral outliers, the number of chiral centers analysed, the number of these observed in the model and the number defined in the Chemical Component Dictionary. Similar counts are reported in the Torsion and Rings columns. '-' means no outliers of that kind were identified.

| Mol | Type | Chain | Res | Link | Chirals | Torsions | Rings |
|-----|------|-------|------|------|---------|------------|---------|
| 53 | 8UZ | 13 | 2202 | 54 | - | 2/12/72/72 | 0/3/3/3 |
| 53 | 8UZ | 1G | 2202 | 54 | - | 3/12/72/72 | 0/3/3/3 |
| 53 | 8UZ | 1G | 2201 | - | - | 4/12/72/72 | 0/3/3/3 |
| 53 | 8UZ | 13 | 2201 | - | - | 0/12/72/72 | 0/3/3/3 |

There are no bond length outliers.

The worst 5 of 12 bond angle outliers are listed below:

| Mol | Chain | Res | Type | Atoms | Z | Observed(°) | Ideal(°) |
|-----|-------|------|------|-------------|-------|-------------|----------|
| 53 | 13 | 2202 | 8UZ | C10-C12-C13 | 8.95 | 120.57 | 110.67 |
| 53 | 1G | 2201 | 8UZ | C10-C12-C13 | 6.12 | 117.44 | 110.67 |
| 53 | 13 | 2201 | 8UZ | O1-C2-C15 | -4.46 | 100.78 | 108.08 |
| 53 | 13 | 2202 | 8UZ | O1-C2-C15 | -3.55 | 102.26 | 108.08 |
| 53 | 1G | 2202 | 8UZ | C2-C15-N4 | 2.88 | 115.40 | 110.20 |

There are no chirality outliers.

5 of 9 torsion outliers are listed below:

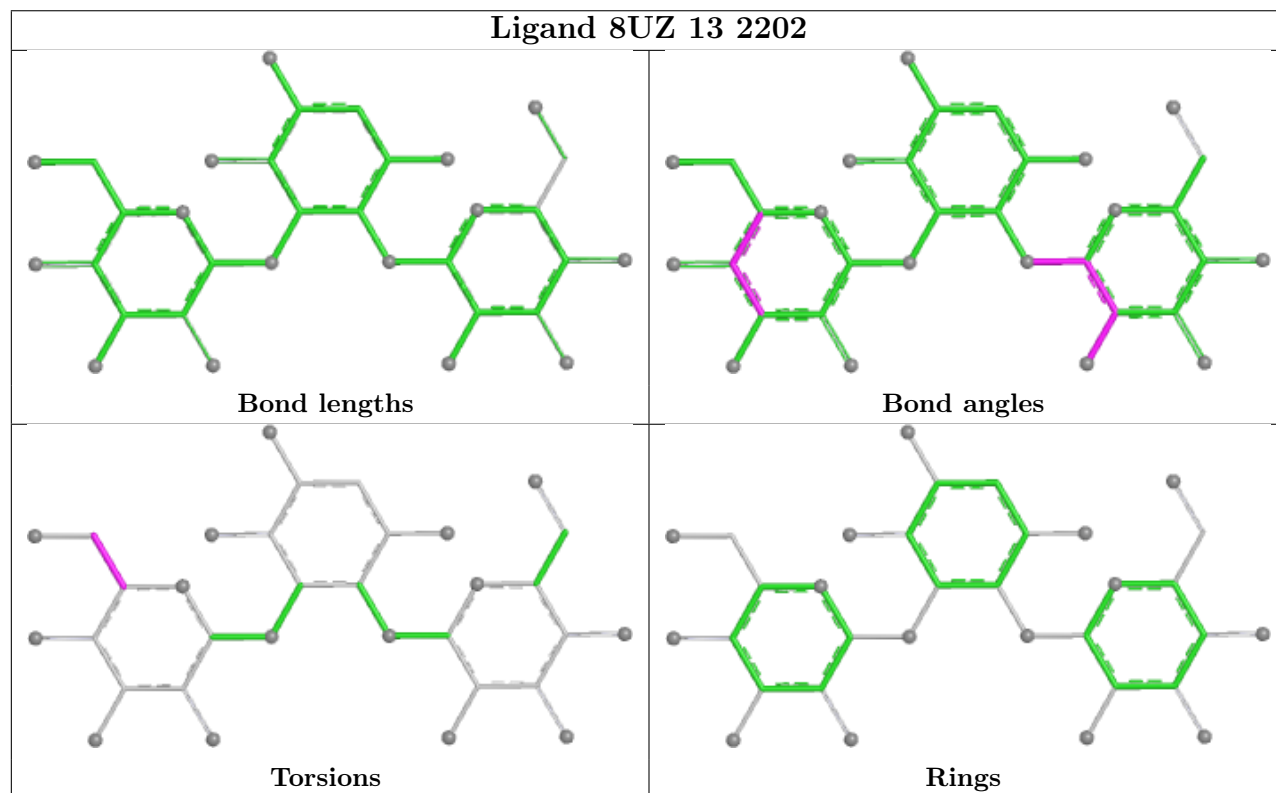
| Mol | Chain | Res | Type | Atoms |
|-----|-------|------|------|----------------|
| 53 | 1G | 2202 | 8UZ | N-C-C1-C17 |
| 53 | 1G | 2202 | 8UZ | N-C-C1-O |
| 53 | 13 | 2202 | 8UZ | C12-C10-C11-O5 |
| 53 | 13 | 2202 | 8UZ | O4-C10-C11-O5 |
| 53 | 1G | 2201 | 8UZ | N-C-C1-O |

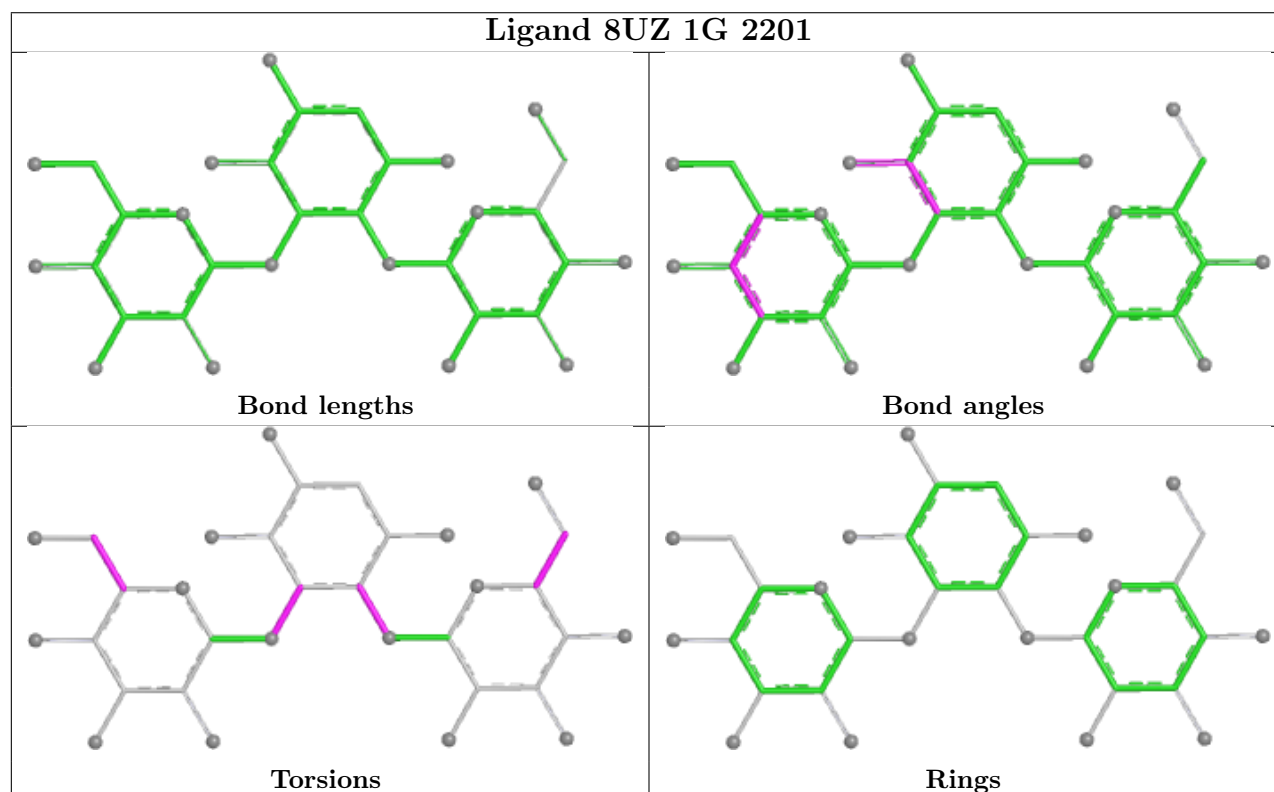
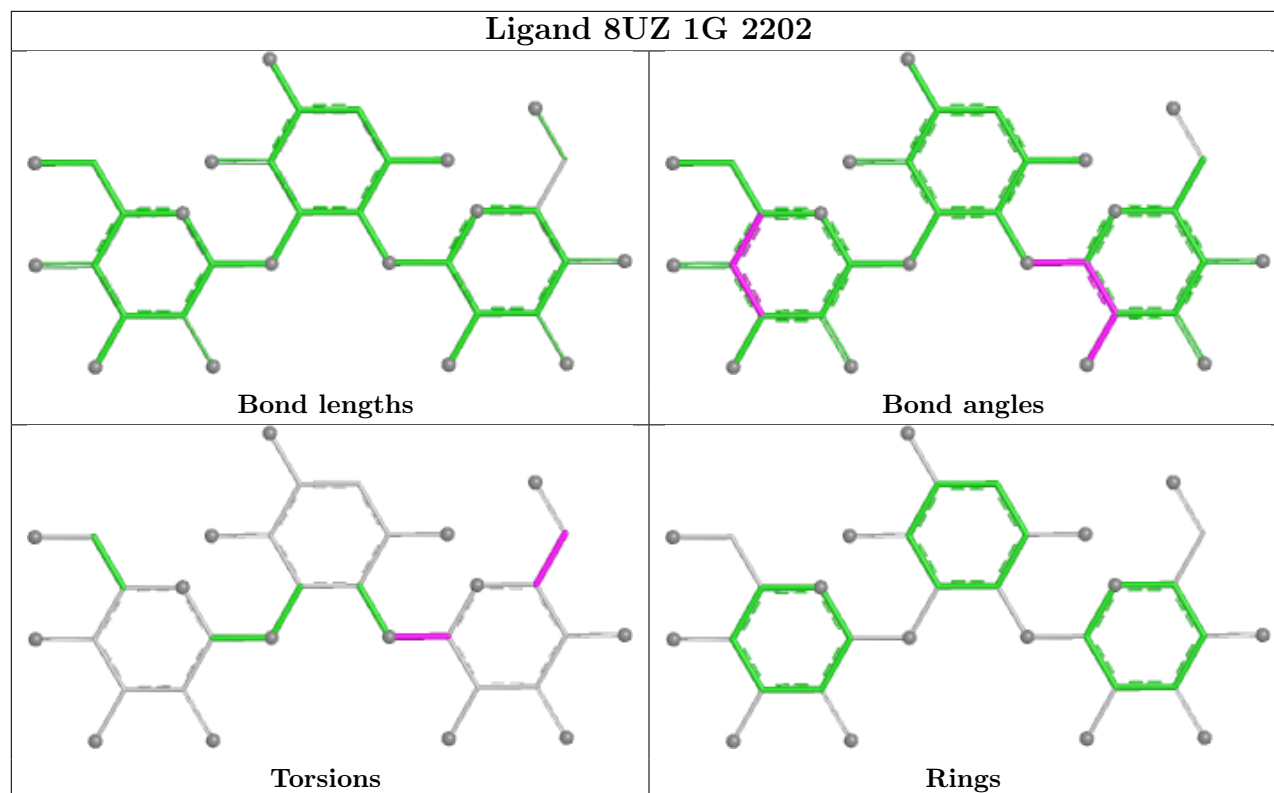
There are no ring outliers.

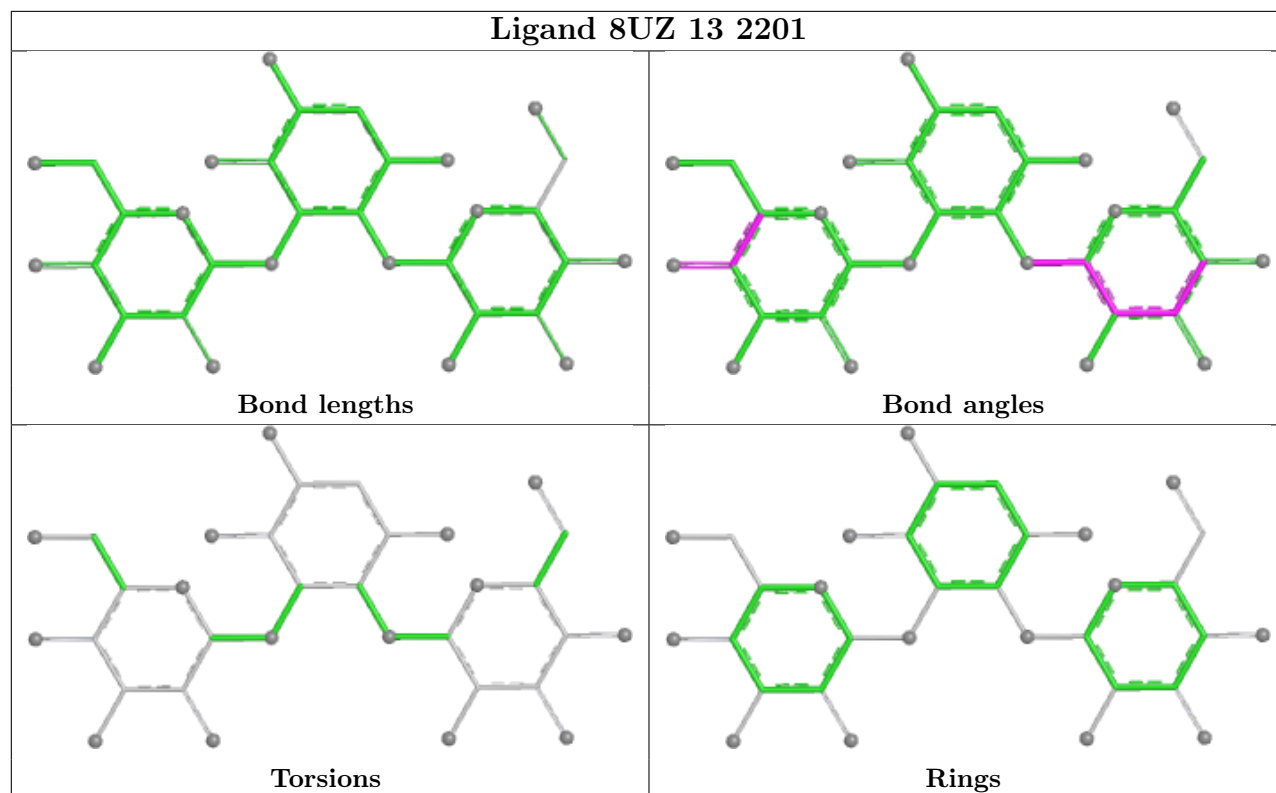
2 monomers are involved in 4 short contacts:

| Mol | Chain | Res | Type | Clashes | Symm-Clashes |
|-----|-------|------|------|---------|--------------|
| 53 | 1G | 2202 | 8UZ | 3 | 0 |
| 53 | 1G | 2201 | 8UZ | 1 | 0 |

The following is a two-dimensional graphical depiction of Mogul quality analysis of bond lengths, bond angles, torsion angles, and ring geometry for all instances of the Ligand of Interest. In addition, ligands with molecular weight > 250 and outliers as shown on the validation Tables will also be included. For torsion angles, if less than 5% of the Mogul distribution of torsion angles is within 10 degrees of the torsion angle in question, then that torsion angle is considered an outlier. Any bond that is central to one or more torsion angles identified as an outlier by Mogul will be highlighted in the graph. For rings, the root-mean-square deviation (RMSD) between the ring in question and similar rings identified by Mogul is calculated over all ring torsion angles. If the average RMSD is greater than 60 degrees and the minimal RMSD between the ring in question and any Mogul-identified rings is also greater than 60 degrees, then that ring is considered an outlier. The outliers are highlighted in purple. The color gray indicates Mogul did not find sufficient equivalents in the CSD to analyse the geometry.







5.7 Other polymers [i](#)

There are no such residues in this entry.

5.8 Polymer linkage issues [i](#)

There are no chain breaks in this entry.

6 Fit of model and data i

6.1 Protein, DNA and RNA chains i

In the following table, the column labelled '#RSRZ > 2' contains the number (and percentage) of RSRZ outliers, followed by percent RSRZ outliers for the chain as percentile scores relative to all X-ray entries and entries of similar resolution. The OWAB column contains the minimum, median, 95th percentile and maximum values of the occupancy-weighted average B-factor per residue. The column labelled 'Q < 0.9' lists the number of (and percentage) of residues with an average occupancy less than 0.9.

| Mol | Chain | Analysed | <RSRZ> | #RSRZ>2 | OWAB(Å ²) | Q<0.9 |
|-----|-------|-----------------|--------|---------------|-----------------------|-------|
| 1 | 13 | 1508/1522 (99%) | 0.09 | 21 (1%) 73 67 | 44, 79, 139, 211 | 0 |
| 1 | 1G | 1513/1522 (99%) | 0.23 | 49 (3%) 50 43 | 52, 86, 129, 216 | 0 |
| 2 | 65 | 111/112 (99%) | 0.72 | 11 (9%) 13 11 | 69, 76, 82, 83 | 0 |
| 2 | A8 | 111/112 (99%) | 0.34 | 2 (1%) 67 59 | 58, 64, 72, 74 | 0 |
| 3 | B5 | 92/96 (95%) | 0.64 | 6 (6%) 25 21 | 54, 63, 71, 74 | 0 |
| 3 | F8 | 94/96 (97%) | 0.13 | 3 (3%) 50 43 | 44, 51, 59, 62 | 0 |
| 4 | 11 | 273/276 (98%) | 0.29 | 8 (2%) 53 46 | 33, 48, 55, 60 | 0 |
| 4 | 19 | 273/276 (98%) | 0.49 | 11 (4%) 42 35 | 39, 53, 61, 65 | 0 |
| 5 | L5 | 47/49 (95%) | 0.31 | 3 (6%) 25 21 | 40, 45, 49, 55 | 0 |
| 5 | P8 | 47/49 (95%) | -0.35 | 0 100 100 | 34, 37, 43, 47 | 0 |
| 6 | 2A | 116/129 (89%) | 0.74 | 6 (5%) 33 28 | 64, 86, 97, 108 | 0 |
| 6 | 2I | 116/129 (89%) | 0.88 | 9 (7%) 19 17 | 56, 83, 93, 111 | 0 |
| 7 | 8A | 99/105 (94%) | 0.51 | 6 (6%) 27 22 | 71, 80, 87, 88 | 0 |
| 7 | 8I | 100/105 (95%) | 1.11 | 11 (11%) 10 9 | 67, 82, 87, 89 | 0 |
| 8 | 22 | 206/239 (86%) | 1.18 | 34 (16%) 4 4 | 94, 108, 130, 132 | 0 |
| 8 | 2E | 205/239 (85%) | 0.81 | 13 (6%) 26 22 | 70, 85, 108, 111 | 0 |
| 9 | 82 | 124/128 (96%) | 1.43 | 24 (19%) 3 3 | 86, 123, 131, 133 | 0 |
| 9 | 8E | 127/128 (99%) | 1.04 | 17 (13%) 7 7 | 64, 114, 123, 126 | 0 |
| 10 | 15 | 138/140 (98%) | 1.08 | 18 (13%) 7 7 | 55, 76, 95, 107 | 0 |
| 10 | 58 | 138/140 (98%) | 0.56 | 5 (3%) 46 38 | 48, 64, 91, 100 | 0 |
| 11 | C5 | 104/110 (94%) | 1.56 | 30 (28%) 1 1 | 70, 81, 97, 101 | 0 |
| 11 | G8 | 103/110 (93%) | 0.93 | 14 (13%) 7 6 | 59, 67, 81, 84 | 0 |
| 12 | M5 | 62/65 (95%) | 0.83 | 7 (11%) 10 9 | 52, 58, 69, 79 | 0 |
| 12 | Q8 | 60/65 (92%) | 1.31 | 16 (26%) 1 1 | 40, 49, 60, 62 | 0 |

Continued on next page...

Continued from previous page...

| Mol | Chain | Analysed | <RSRZ> | #RSRZ>2 | OWAB(Å ²) | Q<0.9 |
|-----|-------|-----------------|--------|----------------|-----------------------|-------|
| 13 | 3A | 125/132 (94%) | 1.20 | 24 (19%) 3 3 | 68, 71, 81, 108 | 0 |
| 13 | 3I | 122/132 (92%) | 0.30 | 9 (7%) 20 18 | 53, 57, 65, 78 | 0 |
| 14 | 32 | 208/209 (99%) | 1.40 | 45 (21%) 2 2 | 78, 88, 100, 103 | 0 |
| 14 | 3E | 208/209 (99%) | 0.94 | 21 (10%) 12 11 | 67, 79, 88, 94 | 0 |
| 15 | 14 | 2909/2917 (99%) | -0.17 | 50 (1%) 69 62 | 39, 63, 177, 242 | 0 |
| 15 | 1H | 2912/2917 (99%) | -0.30 | 36 (1%) 76 71 | 31, 53, 154, 220 | 0 |
| 16 | 75 | 137/146 (93%) | 0.95 | 20 (14%) 6 5 | 61, 71, 110, 130 | 0 |
| 16 | B8 | 129/146 (88%) | 0.53 | 11 (8%) 16 15 | 57, 66, 82, 90 | 0 |
| 17 | H5 | 59/60 (98%) | 0.64 | 5 (8%) 16 15 | 62, 72, 95, 103 | 0 |
| 17 | L8 | 57/60 (95%) | 0.18 | 1 (1%) 67 59 | 47, 56, 64, 69 | 0 |
| 18 | 61 | 146/148 (98%) | 1.00 | 23 (15%) 5 4 | 61, 94, 112, 114 | 0 |
| 18 | 69 | 146/148 (98%) | 1.09 | 19 (13%) 7 7 | 67, 97, 119, 121 | 0 |
| 19 | 9A | 69/88 (78%) | 0.50 | 6 (8%) 16 14 | 73, 82, 90, 98 | 0 |
| 19 | 9I | 67/88 (76%) | 0.81 | 6 (8%) 15 13 | 72, 81, 90, 93 | 0 |
| 20 | 1B | 25/27 (92%) | 2.23 | 14 (56%) 0 0 | 98, 108, 114, 118 | 0 |
| 20 | 1F | 23/27 (85%) | 0.64 | 1 (4%) 40 32 | 85, 89, 91, 92 | 0 |
| 21 | 25 | 122/122 (100%) | 0.29 | 1 (0%) 82 78 | 52, 63, 72, 73 | 0 |
| 21 | 68 | 122/122 (100%) | 0.06 | 0 100 100 | 44, 56, 66, 70 | 0 |
| 22 | D5 | 135/206 (65%) | 0.68 | 9 (6%) 24 20 | 80, 98, 117, 120 | 0 |
| 22 | H8 | 171/206 (83%) | 1.09 | 26 (15%) 5 5 | 64, 86, 138, 142 | 0 |
| 23 | 21 | 205/206 (99%) | 0.67 | 19 (9%) 14 12 | 39, 64, 85, 92 | 0 |
| 23 | 29 | 205/206 (99%) | 0.66 | 17 (8%) 17 15 | 46, 69, 90, 98 | 0 |
| 24 | 4A | 116/126 (92%) | 1.43 | 25 (21%) 2 2 | 88, 115, 121, 122 | 0 |
| 24 | 4I | 116/126 (92%) | 1.34 | 25 (21%) 2 2 | 73, 103, 110, 112 | 0 |
| 25 | 42 | 151/162 (93%) | 0.89 | 13 (8%) 16 14 | 77, 88, 97, 106 | 0 |
| 25 | 4E | 151/162 (93%) | 0.97 | 12 (7%) 18 16 | 65, 74, 85, 97 | 0 |
| 26 | 16 | 122/122 (100%) | -0.28 | 4 (3%) 49 42 | 52, 67, 78, 116 | 0 |
| 26 | 1J | 122/122 (100%) | -0.13 | 2 (1%) 70 63 | 67, 80, 93, 118 | 0 |
| 27 | 85 | 117/118 (99%) | 0.69 | 4 (3%) 48 41 | 50, 72, 92, 99 | 0 |
| 27 | C8 | 117/118 (99%) | 0.29 | 5 (4%) 40 32 | 40, 58, 73, 76 | 0 |
| 28 | I5 | 63/71 (88%) | 2.14 | 28 (44%) 0 0 | 96, 130, 139, 143 | 0 |

Continued on next page...

Continued from previous page...

| Mol | Chain | Analysed | <RSRZ> | #RSRZ>2 | OWAB(Å ²) | Q<0.9 |
|-----|-------|----------------|--------|---------------|-----------------------|-------|
| 28 | M8 | 66/71 (92%) | 2.15 | 35 (53%) 0 0 | 83, 114, 122, 123 | 0 |
| 29 | AA | 78/93 (83%) | 2.09 | 34 (43%) 0 0 | 96, 123, 136, 137 | 0 |
| 29 | AI | 80/93 (86%) | 1.05 | 11 (13%) 6 6 | 76, 98, 106, 108 | 0 |
| 30 | 35 | 150/150 (100%) | 0.70 | 17 (11%) 10 9 | 45, 72, 95, 103 | 0 |
| 30 | 78 | 147/150 (98%) | 0.24 | 5 (3%) 48 41 | 34, 57, 71, 74 | 0 |
| 31 | E5 | 84/85 (98%) | 0.71 | 8 (9%) 14 12 | 54, 63, 71, 80 | 0 |
| 31 | I8 | 83/85 (97%) | 0.39 | 6 (7%) 21 19 | 44, 51, 58, 64 | 0 |
| 32 | 31 | 202/210 (96%) | 0.31 | 9 (4%) 38 31 | 35, 58, 73, 83 | 0 |
| 32 | 39 | 208/210 (99%) | 0.56 | 14 (6%) 24 20 | 42, 77, 103, 110 | 0 |
| 33 | 5A | 58/61 (95%) | 1.96 | 26 (44%) 0 0 | 98, 104, 118, 119 | 0 |
| 33 | 5I | 60/61 (98%) | 0.70 | 4 (6%) 24 20 | 72, 80, 89, 89 | 0 |
| 34 | 52 | 101/101 (100%) | 0.33 | 3 (2%) 52 45 | 69, 76, 84, 93 | 0 |
| 34 | 5E | 101/101 (100%) | 0.71 | 5 (4%) 34 28 | 71, 77, 86, 92 | 0 |
| 35 | 95 | 101/101 (100%) | 1.55 | 28 (27%) 1 1 | 49, 86, 93, 97 | 0 |
| 35 | D8 | 101/101 (100%) | 0.85 | 12 (11%) 9 8 | 39, 74, 82, 84 | 0 |
| 36 | J5 | 56/60 (93%) | 0.58 | 7 (12%) 8 7 | 43, 65, 81, 83 | 0 |
| 36 | N8 | 55/60 (91%) | 0.63 | 7 (12%) 8 7 | 39, 69, 89, 91 | 0 |
| 37 | BA | 99/106 (93%) | 0.78 | 7 (7%) 22 19 | 74, 87, 99, 105 | 0 |
| 37 | BI | 99/106 (93%) | 1.09 | 14 (14%) 6 6 | 86, 101, 112, 116 | 0 |
| 38 | 45 | 140/141 (99%) | 0.83 | 17 (12%) 8 8 | 52, 74, 90, 100 | 0 |
| 38 | 88 | 141/141 (100%) | 0.65 | 11 (7%) 19 17 | 42, 59, 75, 91 | 0 |
| 39 | F5 | 94/98 (95%) | 0.83 | 9 (9%) 13 12 | 45, 60, 90, 97 | 0 |
| 39 | J8 | 95/98 (96%) | 0.48 | 6 (6%) 26 22 | 37, 53, 81, 86 | 0 |
| 40 | 41 | 181/182 (99%) | 1.01 | 20 (11%) 10 9 | 69, 84, 102, 106 | 0 |
| 40 | 49 | 181/182 (99%) | 1.16 | 23 (12%) 8 7 | 86, 100, 117, 122 | 0 |
| 41 | 6A | 88/89 (98%) | 0.15 | 2 (2%) 61 53 | 67, 81, 88, 88 | 0 |
| 41 | 6I | 88/89 (98%) | 0.43 | 5 (5%) 29 24 | 63, 77, 82, 84 | 0 |
| 42 | 62 | 147/156 (94%) | 0.74 | 9 (6%) 27 22 | 95, 103, 110, 113 | 0 |
| 42 | 6E | 144/156 (92%) | 0.66 | 4 (2%) 55 47 | 86, 96, 105, 109 | 0 |
| 43 | A5 | 113/113 (100%) | 0.25 | 6 (5%) 32 27 | 44, 55, 72, 102 | 0 |
| 43 | E8 | 112/113 (99%) | 0.08 | 5 (4%) 38 31 | 40, 54, 67, 83 | 0 |

Continued on next page...

Continued from previous page...

| Mol | Chain | Analysed | <RSRZ> | #RSRZ>2 | OWAB(Å ²) | Q<0.9 |
|-----|-------|-------------------|--------|-----------------|-----------------------|-------|
| 44 | 12 | 237/256 (92%) | 1.29 | 46 (19%) 3 3 | 104, 124, 135, 141 | 0 |
| 44 | 1E | 237/256 (92%) | 1.47 | 57 (24%) 2 2 | 90, 112, 129, 135 | 0 |
| 45 | 55 | 117/118 (99%) | 0.20 | 1 (0%) 81 76 | 49, 58, 66, 72 | 0 |
| 45 | 98 | 118/118 (100%) | 0.44 | 2 (1%) 69 62 | 47, 60, 68, 70 | 0 |
| 46 | G5 | 67/72 (93%) | 0.58 | 4 (5%) 27 23 | 67, 74, 81, 84 | 0 |
| 46 | K8 | 68/72 (94%) | 0.32 | 2 (2%) 53 46 | 51, 56, 61, 67 | 0 |
| 47 | 51 | 174/180 (96%) | 0.88 | 22 (12%) 8 7 | 70, 81, 86, 100 | 0 |
| 47 | 59 | 170/180 (94%) | 2.05 | 78 (45%) 0 0 | 116, 145, 162, 170 | 0 |
| 48 | 1A | 99/105 (94%) | 2.02 | 43 (43%) 0 0 | 92, 124, 132, 133 | 0 |
| 48 | 1I | 99/105 (94%) | 1.12 | 13 (13%) 7 7 | 68, 111, 126, 127 | 0 |
| 49 | 7A | 84/88 (95%) | 1.05 | 9 (10%) 11 10 | 71, 81, 94, 117 | 0 |
| 49 | 7I | 84/88 (95%) | 1.51 | 24 (28%) 1 1 | 76, 88, 103, 123 | 0 |
| 50 | 72 | 138/138 (100%) | 0.68 | 6 (4%) 40 32 | 75, 91, 101, 107 | 0 |
| 50 | 7E | 138/138 (100%) | 1.24 | 22 (15%) 5 4 | 68, 82, 87, 92 | 0 |
| 51 | Y1 | 25/25 (100%) | 1.52 | 10 (40%) 1 0 | 55, 111, 161, 168 | 0 |
| 51 | Y4 | 25/25 (100%) | 1.62 | 10 (40%) 1 0 | 70, 122, 156, 160 | 0 |
| 52 | V1 | 76/76 (100%) | 1.70 | 26 (34%) 1 1 | 50, 161, 195, 197 | 0 |
| 52 | V4 | 76/76 (100%) | 1.41 | 17 (22%) 2 2 | 57, 168, 201, 204 | 0 |
| 52 | W1 | 76/76 (100%) | 1.09 | 13 (17%) 4 3 | 52, 137, 156, 158 | 0 |
| 52 | W4 | 76/76 (100%) | 1.12 | 11 (14%) 6 5 | 67, 149, 162, 163 | 0 |
| 52 | X1 | 76/76 (100%) | 0.75 | 8 (10%) 11 10 | 46, 76, 90, 99 | 0 |
| 52 | X4 | 76/76 (100%) | 0.73 | 6 (7%) 18 16 | 54, 85, 102, 108 | 0 |
| All | All | 20933/21574 (97%) | 0.44 | 1604 (7%) 19 17 | 31, 74, 132, 242 | 0 |

The worst 5 of 1604 RSRZ outliers are listed below:

| Mol | Chain | Res | Type | RSRZ |
|-----|-------|-----|------|------|
| 35 | 95 | 45 | THR | 8.4 |
| 33 | 5A | 6 | LEU | 8.2 |
| 29 | AA | 82 | GLY | 7.9 |
| 52 | W1 | 72 | C | 7.6 |
| 29 | AA | 78 | ARG | 7.5 |

6.2 Non-standard residues in protein, DNA, RNA chains [i](#)

There are no non-standard protein/DNA/RNA residues in this entry.

6.3 Carbohydrates [i](#)

There are no oligosaccharides in this entry.

6.4 Ligands [i](#)

In the following table, the Atoms column lists the number of modelled atoms in the group and the number defined in the chemical component dictionary. The B-factors column lists the minimum, median, 95th percentile and maximum values of B factors of atoms in the group. The column labelled 'Q< 0.9' lists the number of atoms with occupancy less than 0.9.

| Mol | Type | Chain | Res | Atoms | RSCC | RSR | B-factors(\AA^2) | Q<0.9 |
|-----|------|-------|------|-------|------|------|-----------------------------|-------|
| 54 | MG | W4 | 104 | 1/1 | 0.33 | 0.40 | 124,124,124,124 | 0 |
| 54 | MG | 14 | 3314 | 1/1 | 0.39 | 0.32 | 104,104,104,104 | 0 |
| 54 | MG | W1 | 104 | 1/1 | 0.47 | 0.26 | 120,120,120,120 | 0 |
| 54 | MG | 13 | 2333 | 1/1 | 0.48 | 0.31 | 86,86,86,86 | 0 |
| 54 | MG | 14 | 3231 | 1/1 | 0.52 | 0.34 | 77,77,77,77 | 0 |
| 54 | MG | 13 | 2293 | 1/1 | 0.54 | 0.47 | 109,109,109,109 | 0 |
| 54 | MG | 13 | 2281 | 1/1 | 0.54 | 0.28 | 61,61,61,61 | 0 |
| 54 | MG | 1G | 2269 | 1/1 | 0.55 | 0.47 | 103,103,103,103 | 0 |
| 54 | MG | 1G | 2264 | 1/1 | 0.59 | 0.52 | 94,94,94,94 | 0 |
| 54 | MG | 13 | 2322 | 1/1 | 0.59 | 0.48 | 81,81,81,81 | 0 |
| 54 | MG | 1H | 3383 | 1/1 | 0.60 | 0.33 | 88,88,88,88 | 0 |
| 54 | MG | 11 | 303 | 1/1 | 0.61 | 0.35 | 79,79,79,79 | 0 |
| 54 | MG | 14 | 3465 | 1/1 | 0.61 | 0.34 | 92,92,92,92 | 0 |
| 54 | MG | 1G | 2368 | 1/1 | 0.62 | 0.25 | 82,82,82,82 | 0 |
| 54 | MG | 14 | 3469 | 1/1 | 0.62 | 0.22 | 78,78,78,78 | 0 |
| 54 | MG | 13 | 2287 | 1/1 | 0.63 | 0.54 | 89,89,89,89 | 0 |
| 54 | MG | 1H | 3304 | 1/1 | 0.64 | 0.36 | 77,77,77,77 | 0 |
| 54 | MG | 1G | 2376 | 1/1 | 0.64 | 0.24 | 99,99,99,99 | 0 |
| 54 | MG | 13 | 2376 | 1/1 | 0.65 | 0.25 | 75,75,75,75 | 0 |
| 54 | MG | 14 | 3328 | 1/1 | 0.65 | 0.31 | 84,84,84,84 | 0 |
| 54 | MG | 1H | 3388 | 1/1 | 0.66 | 0.15 | 62,62,62,62 | 0 |
| 54 | MG | 13 | 2234 | 1/1 | 0.66 | 0.30 | 84,84,84,84 | 0 |
| 54 | MG | 1G | 2364 | 1/1 | 0.66 | 0.29 | 93,93,93,93 | 0 |
| 54 | MG | 13 | 2331 | 1/1 | 0.66 | 0.39 | 69,69,69,69 | 0 |
| 54 | MG | 13 | 2296 | 1/1 | 0.67 | 0.31 | 110,110,110,110 | 0 |
| 54 | MG | 14 | 3518 | 1/1 | 0.67 | 0.33 | 86,86,86,86 | 0 |
| 54 | MG | 14 | 3412 | 1/1 | 0.67 | 0.13 | 73,73,73,73 | 0 |

Continued on next page...

Continued from previous page...

| Mol | Type | Chain | Res | Atoms | RSCC | RSR | B-factors(Å ²) | Q<0.9 |
|-----|------|-------|------|-------|------|------|----------------------------|-------|
| 54 | MG | 13 | 2327 | 1/1 | 0.67 | 0.30 | 81,81,81,81 | 0 |
| 54 | MG | 49 | 201 | 1/1 | 0.68 | 0.23 | 86,86,86,86 | 0 |
| 54 | MG | 1G | 2366 | 1/1 | 0.68 | 0.33 | 100,100,100,100 | 0 |
| 54 | MG | 1G | 2378 | 1/1 | 0.68 | 0.28 | 81,81,81,81 | 0 |
| 54 | MG | 14 | 3308 | 1/1 | 0.69 | 0.33 | 93,93,93,93 | 0 |
| 54 | MG | 13 | 2233 | 1/1 | 0.69 | 0.39 | 84,84,84,84 | 0 |
| 54 | MG | 88 | 305 | 1/1 | 0.69 | 0.33 | 76,76,76,76 | 0 |
| 54 | MG | 13 | 2338 | 1/1 | 0.69 | 0.38 | 69,69,69,69 | 0 |
| 54 | MG | 14 | 3092 | 1/1 | 0.69 | 0.27 | 44,44,44,44 | 0 |
| 54 | MG | 1G | 2349 | 1/1 | 0.69 | 0.23 | 83,83,83,83 | 0 |
| 54 | MG | X4 | 104 | 1/1 | 0.69 | 0.40 | 91,91,91,91 | 0 |
| 54 | MG | 13 | 2238 | 1/1 | 0.70 | 0.41 | 75,75,75,75 | 0 |
| 54 | MG | 13 | 2371 | 1/1 | 0.70 | 0.21 | 92,92,92,92 | 0 |
| 54 | MG | 1G | 2262 | 1/1 | 0.70 | 0.30 | 87,87,87,87 | 0 |
| 54 | MG | 14 | 3439 | 1/1 | 0.70 | 0.38 | 77,77,77,77 | 0 |
| 54 | MG | 1H | 3300 | 1/1 | 0.70 | 0.33 | 79,79,79,79 | 0 |
| 54 | MG | X4 | 101 | 1/1 | 0.70 | 0.17 | 91,91,91,91 | 0 |
| 54 | MG | 13 | 2375 | 1/1 | 0.70 | 0.33 | 83,83,83,83 | 0 |
| 54 | MG | 1G | 2249 | 1/1 | 0.71 | 0.30 | 66,66,66,66 | 0 |
| 54 | MG | 1G | 2360 | 1/1 | 0.71 | 0.22 | 68,68,68,68 | 0 |
| 54 | MG | 1H | 3235 | 1/1 | 0.71 | 0.45 | 76,76,76,76 | 0 |
| 54 | MG | 1H | 3281 | 1/1 | 0.71 | 0.22 | 61,61,61,61 | 0 |
| 54 | MG | 1G | 2363 | 1/1 | 0.71 | 0.29 | 92,92,92,92 | 0 |
| 54 | MG | 13 | 2335 | 1/1 | 0.71 | 0.45 | 75,75,75,75 | 0 |
| 54 | MG | 1G | 2311 | 1/1 | 0.71 | 0.25 | 87,87,87,87 | 0 |
| 54 | MG | X4 | 103 | 1/1 | 0.71 | 0.28 | 92,92,92,92 | 0 |
| 54 | MG | 1G | 2344 | 1/1 | 0.71 | 0.20 | 76,76,76,76 | 0 |
| 54 | MG | 14 | 3537 | 1/1 | 0.72 | 0.24 | 70,70,70,70 | 0 |
| 54 | MG | 1J | 209 | 1/1 | 0.72 | 0.14 | 69,69,69,69 | 0 |
| 54 | MG | 1G | 2329 | 1/1 | 0.72 | 0.48 | 87,87,87,87 | 0 |
| 54 | MG | 14 | 3341 | 1/1 | 0.72 | 0.25 | 65,65,65,65 | 0 |
| 54 | MG | 14 | 3195 | 1/1 | 0.72 | 0.34 | 63,63,63,63 | 0 |
| 54 | MG | 14 | 3221 | 1/1 | 0.72 | 0.33 | 61,61,61,61 | 0 |
| 54 | MG | 13 | 2334 | 1/1 | 0.72 | 0.25 | 85,85,85,85 | 0 |
| 54 | MG | 13 | 2263 | 1/1 | 0.72 | 0.34 | 77,77,77,77 | 0 |
| 54 | MG | 13 | 2290 | 1/1 | 0.72 | 0.28 | 67,67,67,67 | 0 |
| 54 | MG | 14 | 3393 | 1/1 | 0.73 | 0.15 | 71,71,71,71 | 0 |
| 54 | MG | 13 | 2377 | 1/1 | 0.73 | 0.20 | 81,81,81,81 | 0 |
| 54 | MG | 1H | 3384 | 1/1 | 0.73 | 0.20 | 57,57,57,57 | 0 |
| 54 | MG | 1G | 2367 | 1/1 | 0.73 | 0.27 | 92,92,92,92 | 0 |
| 54 | MG | 1H | 3413 | 1/1 | 0.73 | 0.23 | 77,77,77,77 | 0 |
| 54 | MG | 1H | 3491 | 1/1 | 0.73 | 0.11 | 55,55,55,55 | 0 |

Continued on next page...

Continued from previous page...

| Mol | Type | Chain | Res | Atoms | RSCC | RSR | B-factors(Å ²) | Q<0.9 |
|-----|------|-------|------|-------|------|------|----------------------------|-------|
| 54 | MG | 1G | 2325 | 1/1 | 0.73 | 0.28 | 71,71,71,71 | 0 |
| 54 | MG | 13 | 2258 | 1/1 | 0.73 | 0.35 | 76,76,76,76 | 0 |
| 54 | MG | 1J | 210 | 1/1 | 0.73 | 0.19 | 70,70,70,70 | 0 |
| 54 | MG | 85 | 201 | 1/1 | 0.73 | 0.22 | 90,90,90,90 | 0 |
| 54 | MG | 13 | 2341 | 1/1 | 0.73 | 0.21 | 89,89,89,89 | 0 |
| 54 | MG | 13 | 2321 | 1/1 | 0.73 | 0.45 | 81,81,81,81 | 0 |
| 54 | MG | A5 | 201 | 1/1 | 0.73 | 0.33 | 45,45,45,45 | 0 |
| 54 | MG | 13 | 2222 | 1/1 | 0.73 | 0.32 | 75,75,75,75 | 0 |
| 54 | MG | 13 | 2294 | 1/1 | 0.73 | 0.26 | 57,57,57,57 | 0 |
| 54 | MG | 1G | 2284 | 1/1 | 0.73 | 0.35 | 90,90,90,90 | 0 |
| 54 | MG | 1H | 3319 | 1/1 | 0.73 | 0.22 | 62,62,62,62 | 0 |
| 54 | MG | 14 | 3388 | 1/1 | 0.73 | 0.29 | 70,70,70,70 | 0 |
| 54 | MG | 13 | 2365 | 1/1 | 0.74 | 0.34 | 75,75,75,75 | 0 |
| 54 | MG | 14 | 3558 | 1/1 | 0.74 | 0.30 | 88,88,88,88 | 0 |
| 54 | MG | C5 | 202 | 1/1 | 0.74 | 0.29 | 70,70,70,70 | 0 |
| 54 | MG | 14 | 3362 | 1/1 | 0.74 | 0.29 | 59,59,59,59 | 0 |
| 54 | MG | 1G | 2361 | 1/1 | 0.74 | 0.32 | 92,92,92,92 | 0 |
| 54 | MG | 39 | 302 | 1/1 | 0.74 | 0.16 | 49,49,49,49 | 0 |
| 54 | MG | 13 | 2298 | 1/1 | 0.74 | 0.27 | 87,87,87,87 | 0 |
| 54 | MG | 1G | 2289 | 1/1 | 0.74 | 0.26 | 80,80,80,80 | 0 |
| 54 | MG | 14 | 3433 | 1/1 | 0.74 | 0.41 | 67,67,67,67 | 0 |
| 54 | MG | 13 | 2250 | 1/1 | 0.74 | 0.39 | 70,70,70,70 | 0 |
| 54 | MG | 14 | 3250 | 1/1 | 0.74 | 0.44 | 83,83,83,83 | 0 |
| 54 | MG | 1G | 2355 | 1/1 | 0.74 | 0.44 | 76,76,76,76 | 0 |
| 54 | MG | 14 | 3482 | 1/1 | 0.74 | 0.13 | 58,58,58,58 | 0 |
| 54 | MG | 1H | 3442 | 1/1 | 0.74 | 0.26 | 55,55,55,55 | 0 |
| 54 | MG | X4 | 106 | 1/1 | 0.74 | 0.31 | 73,73,73,73 | 0 |
| 54 | MG | 14 | 3353 | 1/1 | 0.75 | 0.33 | 82,82,82,82 | 0 |
| 54 | MG | 1H | 3358 | 1/1 | 0.75 | 0.14 | 49,49,49,49 | 0 |
| 54 | MG | 14 | 3548 | 1/1 | 0.75 | 0.15 | 53,53,53,53 | 0 |
| 54 | MG | 14 | 3549 | 1/1 | 0.75 | 0.33 | 72,72,72,72 | 0 |
| 54 | MG | 1G | 2339 | 1/1 | 0.75 | 0.36 | 76,76,76,76 | 0 |
| 54 | MG | 16 | 204 | 1/1 | 0.75 | 0.23 | 63,63,63,63 | 0 |
| 54 | MG | 1J | 201 | 1/1 | 0.75 | 0.24 | 78,78,78,78 | 0 |
| 54 | MG | 1G | 2320 | 1/1 | 0.75 | 0.26 | 70,70,70,70 | 0 |
| 54 | MG | 14 | 3402 | 1/1 | 0.75 | 0.30 | 70,70,70,70 | 0 |
| 54 | MG | 13 | 2247 | 1/1 | 0.75 | 0.26 | 61,61,61,61 | 0 |
| 54 | MG | 1G | 2372 | 1/1 | 0.75 | 0.28 | 67,67,67,67 | 0 |
| 54 | MG | 14 | 3434 | 1/1 | 0.75 | 0.14 | 57,57,57,57 | 0 |
| 54 | MG | 1G | 2373 | 1/1 | 0.75 | 0.32 | 94,94,94,94 | 0 |
| 54 | MG | 14 | 3442 | 1/1 | 0.75 | 0.30 | 73,73,73,73 | 0 |
| 54 | MG | 14 | 3445 | 1/1 | 0.75 | 0.16 | 58,58,58,58 | 0 |

Continued on next page...

Continued from previous page...

| Mol | Type | Chain | Res | Atoms | RSCC | RSR | B-factors(\AA^2) | Q<0.9 |
|-----|------|-------|------|-------|------|------|-----------------------------|-------|
| 54 | MG | X1 | 101 | 1/1 | 0.75 | 0.32 | 84,84,84,84 | 0 |
| 54 | MG | X1 | 109 | 1/1 | 0.75 | 0.23 | 71,71,71,71 | 0 |
| 54 | MG | 1G | 2317 | 1/1 | 0.75 | 0.26 | 91,91,91,91 | 0 |
| 54 | MG | 1H | 3549 | 1/1 | 0.75 | 0.25 | 61,61,61,61 | 0 |
| 54 | MG | 1H | 3335 | 1/1 | 0.75 | 0.39 | 75,75,75,75 | 0 |
| 54 | MG | 14 | 3485 | 1/1 | 0.75 | 0.25 | 73,73,73,73 | 0 |
| 54 | MG | 14 | 3495 | 1/1 | 0.75 | 0.41 | 64,64,64,64 | 0 |
| 54 | MG | 1G | 2319 | 1/1 | 0.76 | 0.27 | 77,77,77,77 | 0 |
| 54 | MG | 1G | 2259 | 1/1 | 0.76 | 0.40 | 80,80,80,80 | 0 |
| 54 | MG | 14 | 3192 | 1/1 | 0.76 | 0.27 | 66,66,66,66 | 0 |
| 54 | MG | 1G | 2239 | 1/1 | 0.76 | 0.35 | 82,82,82,82 | 0 |
| 54 | MG | 1G | 2244 | 1/1 | 0.76 | 0.31 | 72,72,72,72 | 0 |
| 54 | MG | 1H | 3424 | 1/1 | 0.76 | 0.25 | 59,59,59,59 | 0 |
| 54 | MG | 1H | 3225 | 1/1 | 0.76 | 0.19 | 51,51,51,51 | 0 |
| 54 | MG | 14 | 3251 | 1/1 | 0.76 | 0.37 | 88,88,88,88 | 0 |
| 54 | MG | X1 | 106 | 1/1 | 0.76 | 0.38 | 84,84,84,84 | 0 |
| 54 | MG | 13 | 2271 | 1/1 | 0.76 | 0.30 | 65,65,65,65 | 0 |
| 54 | MG | 14 | 3553 | 1/1 | 0.76 | 0.15 | 60,60,60,60 | 0 |
| 54 | MG | 1H | 3540 | 1/1 | 0.76 | 0.29 | 82,82,82,82 | 0 |
| 54 | MG | 14 | 3325 | 1/1 | 0.76 | 0.28 | 65,65,65,65 | 0 |
| 54 | MG | 1H | 3379 | 1/1 | 0.76 | 0.15 | 64,64,64,64 | 0 |
| 54 | MG | 14 | 3464 | 1/1 | 0.76 | 0.23 | 53,53,53,53 | 0 |
| 54 | MG | 13 | 2275 | 1/1 | 0.77 | 0.20 | 75,75,75,75 | 0 |
| 54 | MG | 1G | 2287 | 1/1 | 0.77 | 0.21 | 77,77,77,77 | 0 |
| 54 | MG | 14 | 3306 | 1/1 | 0.77 | 0.28 | 68,68,68,68 | 0 |
| 54 | MG | 13 | 2267 | 1/1 | 0.77 | 0.28 | 82,82,82,82 | 0 |
| 54 | MG | 1H | 3492 | 1/1 | 0.77 | 0.42 | 84,84,84,84 | 0 |
| 54 | MG | 1H | 3343 | 1/1 | 0.77 | 0.30 | 50,50,50,50 | 0 |
| 54 | MG | 1H | 3354 | 1/1 | 0.77 | 0.22 | 71,71,71,71 | 0 |
| 54 | MG | 1H | 3567 | 1/1 | 0.77 | 0.32 | 65,65,65,65 | 0 |
| 54 | MG | 14 | 3344 | 1/1 | 0.77 | 0.25 | 81,81,81,81 | 0 |
| 54 | MG | 1G | 2379 | 1/1 | 0.77 | 0.20 | 85,85,85,85 | 0 |
| 54 | MG | 1H | 3141 | 1/1 | 0.77 | 0.42 | 67,67,67,67 | 0 |
| 54 | MG | 14 | 3364 | 1/1 | 0.77 | 0.18 | 67,67,67,67 | 0 |
| 54 | MG | 14 | 3107 | 1/1 | 0.77 | 0.33 | 55,55,55,55 | 0 |
| 54 | MG | 1G | 2261 | 1/1 | 0.77 | 0.35 | 95,95,95,95 | 0 |
| 54 | MG | 1G | 2226 | 1/1 | 0.77 | 0.18 | 97,97,97,97 | 0 |
| 54 | MG | 13 | 2308 | 1/1 | 0.77 | 0.26 | 78,78,78,78 | 0 |
| 54 | MG | 13 | 2227 | 1/1 | 0.77 | 0.26 | 55,55,55,55 | 0 |
| 54 | MG | 1H | 3301 | 1/1 | 0.78 | 0.30 | 69,69,69,69 | 0 |
| 54 | MG | 1H | 3516 | 1/1 | 0.78 | 0.31 | 62,62,62,62 | 0 |
| 54 | MG | 14 | 3330 | 1/1 | 0.78 | 0.19 | 76,76,76,76 | 0 |

Continued on next page...

Continued from previous page...

| Mol | Type | Chain | Res | Atoms | RSCC | RSR | B-factors(\AA^2) | Q<0.9 |
|-----|------|-------|------|-------|------|------|-----------------------------|-------|
| 54 | MG | 14 | 3334 | 1/1 | 0.78 | 0.27 | 75,75,75,75 | 0 |
| 54 | MG | 13 | 2323 | 1/1 | 0.78 | 0.14 | 85,85,85,85 | 0 |
| 54 | MG | 1H | 3318 | 1/1 | 0.78 | 0.29 | 58,58,58,58 | 0 |
| 54 | MG | 1G | 2330 | 1/1 | 0.78 | 0.23 | 93,93,93,93 | 0 |
| 54 | MG | 14 | 3555 | 1/1 | 0.78 | 0.16 | 71,71,71,71 | 0 |
| 54 | MG | 1G | 2338 | 1/1 | 0.78 | 0.33 | 72,72,72,72 | 0 |
| 54 | MG | 13 | 2299 | 1/1 | 0.78 | 0.36 | 85,85,85,85 | 0 |
| 54 | MG | 16 | 213 | 1/1 | 0.78 | 0.28 | 66,66,66,66 | 0 |
| 54 | MG | 14 | 3369 | 1/1 | 0.78 | 0.39 | 62,62,62,62 | 0 |
| 54 | MG | 14 | 3383 | 1/1 | 0.78 | 0.33 | 66,66,66,66 | 0 |
| 54 | MG | 1G | 2343 | 1/1 | 0.78 | 0.31 | 75,75,75,75 | 0 |
| 54 | MG | 1J | 213 | 1/1 | 0.78 | 0.21 | 78,78,78,78 | 0 |
| 54 | MG | 14 | 3116 | 1/1 | 0.78 | 0.29 | 70,70,70,70 | 0 |
| 54 | MG | 1G | 2297 | 1/1 | 0.78 | 0.15 | 90,90,90,90 | 0 |
| 54 | MG | 1G | 2310 | 1/1 | 0.78 | 0.28 | 75,75,75,75 | 0 |
| 54 | MG | 13 | 2300 | 1/1 | 0.78 | 0.30 | 76,76,76,76 | 0 |
| 54 | MG | 1G | 2356 | 1/1 | 0.78 | 0.18 | 74,74,74,74 | 0 |
| 54 | MG | 14 | 3437 | 1/1 | 0.78 | 0.32 | 69,69,69,69 | 0 |
| 54 | MG | 13 | 2239 | 1/1 | 0.78 | 0.45 | 70,70,70,70 | 0 |
| 54 | MG | 13 | 2228 | 1/1 | 0.78 | 0.24 | 50,50,50,50 | 0 |
| 54 | MG | 14 | 3270 | 1/1 | 0.78 | 0.32 | 78,78,78,78 | 0 |
| 54 | MG | 14 | 3460 | 1/1 | 0.78 | 0.42 | 91,91,91,91 | 0 |
| 54 | MG | 14 | 3294 | 1/1 | 0.78 | 0.34 | 62,62,62,62 | 0 |
| 54 | MG | 1H | 3238 | 1/1 | 0.78 | 0.35 | 57,57,57,57 | 0 |
| 54 | MG | 1G | 2272 | 1/1 | 0.78 | 0.27 | 66,66,66,66 | 0 |
| 54 | MG | 13 | 2268 | 1/1 | 0.78 | 0.23 | 55,55,55,55 | 0 |
| 54 | MG | 14 | 3490 | 1/1 | 0.79 | 0.28 | 52,52,52,52 | 0 |
| 54 | MG | 1H | 3094 | 1/1 | 0.79 | 0.43 | 36,36,36,36 | 0 |
| 54 | MG | 1G | 2258 | 1/1 | 0.79 | 0.33 | 82,82,82,82 | 0 |
| 54 | MG | 14 | 3342 | 1/1 | 0.79 | 0.15 | 66,66,66,66 | 0 |
| 54 | MG | 1H | 3584 | 1/1 | 0.79 | 0.23 | 54,54,54,54 | 0 |
| 54 | MG | 13 | 2307 | 1/1 | 0.79 | 0.42 | 77,77,77,77 | 0 |
| 54 | MG | 1H | 3359 | 1/1 | 0.79 | 0.33 | 54,54,54,54 | 0 |
| 54 | MG | 1H | 3363 | 1/1 | 0.79 | 0.12 | 57,57,57,57 | 0 |
| 54 | MG | 14 | 3113 | 1/1 | 0.79 | 0.23 | 63,63,63,63 | 0 |
| 54 | MG | 1H | 3376 | 1/1 | 0.79 | 0.22 | 44,44,44,44 | 0 |
| 54 | MG | 13 | 2372 | 1/1 | 0.79 | 0.52 | 87,87,87,87 | 0 |
| 54 | MG | 13 | 2362 | 1/1 | 0.79 | 0.33 | 77,77,77,77 | 0 |
| 54 | MG | 14 | 3396 | 1/1 | 0.79 | 0.47 | 77,77,77,77 | 0 |
| 54 | MG | 14 | 3220 | 1/1 | 0.79 | 0.17 | 70,70,70,70 | 0 |
| 54 | MG | 14 | 3407 | 1/1 | 0.79 | 0.25 | 68,68,68,68 | 0 |
| 54 | MG | 1H | 3257 | 1/1 | 0.79 | 0.16 | 46,46,46,46 | 0 |

Continued on next page...

Continued from previous page...

| Mol | Type | Chain | Res | Atoms | RSCC | RSR | B-factors(Å ²) | Q<0.9 |
|-----|------|-------|------|-------|------|------|----------------------------|-------|
| 54 | MG | 1G | 2369 | 1/1 | 0.79 | 0.18 | 82,82,82,82 | 0 |
| 54 | MG | 1H | 3291 | 1/1 | 0.79 | 0.36 | 68,68,68,68 | 0 |
| 54 | MG | 1H | 3414 | 1/1 | 0.79 | 0.11 | 62,62,62,62 | 0 |
| 54 | MG | 14 | 3269 | 1/1 | 0.79 | 0.15 | 55,55,55,55 | 0 |
| 54 | MG | 1G | 2290 | 1/1 | 0.79 | 0.36 | 70,70,70,70 | 0 |
| 54 | MG | 1G | 2294 | 1/1 | 0.79 | 0.38 | 75,75,75,75 | 0 |
| 54 | MG | X1 | 104 | 1/1 | 0.79 | 0.27 | 79,79,79,79 | 0 |
| 54 | MG | 14 | 3457 | 1/1 | 0.79 | 0.43 | 84,84,84,84 | 0 |
| 54 | MG | 1G | 2374 | 1/1 | 0.79 | 0.48 | 86,86,86,86 | 0 |
| 54 | MG | W4 | 102 | 1/1 | 0.79 | 0.22 | 83,83,83,83 | 0 |
| 54 | MG | 13 | 2324 | 1/1 | 0.79 | 0.29 | 63,63,63,63 | 0 |
| 54 | MG | 1G | 2334 | 1/1 | 0.79 | 0.28 | 86,86,86,86 | 0 |
| 54 | MG | 1H | 3536 | 1/1 | 0.79 | 0.16 | 43,43,43,43 | 0 |
| 54 | MG | 13 | 2367 | 1/1 | 0.79 | 0.18 | 58,58,58,58 | 0 |
| 54 | MG | 1H | 3546 | 1/1 | 0.79 | 0.28 | 69,69,69,69 | 0 |
| 54 | MG | 1G | 2328 | 1/1 | 0.80 | 0.48 | 69,69,69,69 | 0 |
| 54 | MG | 14 | 3284 | 1/1 | 0.80 | 0.30 | 82,82,82,82 | 0 |
| 54 | MG | 13 | 2283 | 1/1 | 0.80 | 0.38 | 63,63,63,63 | 0 |
| 54 | MG | 14 | 3298 | 1/1 | 0.80 | 0.29 | 69,69,69,69 | 0 |
| 54 | MG | 14 | 3567 | 1/1 | 0.80 | 0.17 | 73,73,73,73 | 0 |
| 54 | MG | 21 | 303 | 1/1 | 0.80 | 0.18 | 72,72,72,72 | 0 |
| 54 | MG | 14 | 3419 | 1/1 | 0.80 | 0.46 | 41,41,41,41 | 0 |
| 54 | MG | 13 | 2328 | 1/1 | 0.80 | 0.37 | 76,76,76,76 | 0 |
| 54 | MG | 25 | 201 | 1/1 | 0.80 | 0.29 | 79,79,79,79 | 0 |
| 54 | MG | 1H | 3410 | 1/1 | 0.80 | 0.15 | 57,57,57,57 | 0 |
| 54 | MG | 1J | 208 | 1/1 | 0.80 | 0.17 | 71,71,71,71 | 0 |
| 54 | MG | 1G | 2362 | 1/1 | 0.80 | 0.29 | 91,91,91,91 | 0 |
| 54 | MG | 14 | 3317 | 1/1 | 0.80 | 0.31 | 79,79,79,79 | 0 |
| 54 | MG | 1G | 2278 | 1/1 | 0.80 | 0.30 | 81,81,81,81 | 0 |
| 54 | MG | 13 | 2235 | 1/1 | 0.80 | 0.24 | 81,81,81,81 | 0 |
| 54 | MG | 14 | 3451 | 1/1 | 0.80 | 0.12 | 52,52,52,52 | 0 |
| 54 | MG | 1H | 3188 | 1/1 | 0.80 | 0.14 | 35,35,35,35 | 0 |
| 54 | MG | 14 | 3118 | 1/1 | 0.80 | 0.29 | 62,62,62,62 | 0 |
| 54 | MG | 14 | 3153 | 1/1 | 0.80 | 0.30 | 60,60,60,60 | 0 |
| 54 | MG | 1H | 3487 | 1/1 | 0.80 | 0.17 | 54,54,54,54 | 0 |
| 54 | MG | 13 | 2225 | 1/1 | 0.80 | 0.30 | 67,67,67,67 | 0 |
| 54 | MG | 14 | 3474 | 1/1 | 0.80 | 0.15 | 50,50,50,50 | 0 |
| 54 | MG | 1G | 2288 | 1/1 | 0.80 | 0.32 | 84,84,84,84 | 0 |
| 54 | MG | 1H | 3495 | 1/1 | 0.80 | 0.20 | 59,59,59,59 | 0 |
| 54 | MG | 13 | 2342 | 1/1 | 0.80 | 0.32 | 73,73,73,73 | 0 |
| 54 | MG | 14 | 3233 | 1/1 | 0.80 | 0.16 | 58,58,58,58 | 0 |
| 54 | MG | 1G | 2346 | 1/1 | 0.80 | 0.14 | 69,69,69,69 | 0 |

Continued on next page...

Continued from previous page...

| Mol | Type | Chain | Res | Atoms | RSCC | RSR | B-factors(Å ²) | Q<0.9 |
|-----|------|-------|------|-------|------|------|----------------------------|-------|
| 54 | MG | X4 | 102 | 1/1 | 0.80 | 0.56 | 79,79,79,79 | 0 |
| 54 | MG | 13 | 2361 | 1/1 | 0.80 | 0.20 | 81,81,81,81 | 0 |
| 54 | MG | 14 | 3543 | 1/1 | 0.80 | 0.32 | 59,59,59,59 | 0 |
| 54 | MG | 1G | 2326 | 1/1 | 0.80 | 0.37 | 84,84,84,84 | 0 |
| 54 | MG | 1H | 3471 | 1/1 | 0.81 | 0.08 | 71,71,71,71 | 0 |
| 54 | MG | 14 | 3304 | 1/1 | 0.81 | 0.21 | 46,46,46,46 | 0 |
| 54 | MG | 13 | 2320 | 1/1 | 0.81 | 0.40 | 75,75,75,75 | 0 |
| 54 | MG | 14 | 3307 | 1/1 | 0.81 | 0.23 | 71,71,71,71 | 0 |
| 54 | MG | 13 | 2366 | 1/1 | 0.81 | 0.30 | 65,65,65,65 | 0 |
| 54 | MG | 1H | 3370 | 1/1 | 0.81 | 0.28 | 62,62,62,62 | 0 |
| 54 | MG | 14 | 3189 | 1/1 | 0.81 | 0.34 | 76,76,76,76 | 0 |
| 54 | MG | 1G | 2291 | 1/1 | 0.81 | 0.39 | 79,79,79,79 | 0 |
| 54 | MG | 1J | 204 | 1/1 | 0.81 | 0.24 | 67,67,67,67 | 0 |
| 54 | MG | 14 | 3448 | 1/1 | 0.81 | 0.13 | 60,60,60,60 | 0 |
| 54 | MG | 13 | 2381 | 1/1 | 0.81 | 0.23 | 87,87,87,87 | 0 |
| 54 | MG | 14 | 3208 | 1/1 | 0.81 | 0.24 | 50,50,50,50 | 0 |
| 54 | MG | 14 | 3215 | 1/1 | 0.81 | 0.21 | 49,49,49,49 | 0 |
| 54 | MG | 14 | 3219 | 1/1 | 0.81 | 0.21 | 53,53,53,53 | 0 |
| 54 | MG | 1G | 2295 | 1/1 | 0.81 | 0.18 | 75,75,75,75 | 0 |
| 54 | MG | 1H | 3131 | 1/1 | 0.81 | 0.29 | 62,62,62,62 | 0 |
| 54 | MG | 41 | 202 | 1/1 | 0.81 | 0.26 | 73,73,73,73 | 0 |
| 54 | MG | 14 | 3346 | 1/1 | 0.81 | 0.10 | 83,83,83,83 | 0 |
| 54 | MG | 14 | 3477 | 1/1 | 0.81 | 0.43 | 64,64,64,64 | 0 |
| 54 | MG | 55 | 201 | 1/1 | 0.81 | 0.22 | 53,53,53,53 | 0 |
| 54 | MG | W1 | 101 | 1/1 | 0.81 | 0.35 | 64,64,64,64 | 0 |
| 54 | MG | 13 | 2313 | 1/1 | 0.81 | 0.23 | 78,78,78,78 | 0 |
| 54 | MG | 1G | 2351 | 1/1 | 0.81 | 0.25 | 66,66,66,66 | 0 |
| 54 | MG | 1H | 3211 | 1/1 | 0.81 | 0.13 | 50,50,50,50 | 0 |
| 54 | MG | X1 | 105 | 1/1 | 0.81 | 0.46 | 79,79,79,79 | 0 |
| 54 | MG | 1G | 2301 | 1/1 | 0.81 | 0.33 | 88,88,88,88 | 0 |
| 54 | MG | 14 | 3516 | 1/1 | 0.81 | 0.22 | 61,61,61,61 | 0 |
| 54 | MG | 14 | 3258 | 1/1 | 0.81 | 0.32 | 39,39,39,39 | 0 |
| 54 | MG | 14 | 3529 | 1/1 | 0.81 | 0.14 | 63,63,63,63 | 0 |
| 54 | MG | 14 | 3259 | 1/1 | 0.81 | 0.35 | 46,46,46,46 | 0 |
| 54 | MG | 1G | 2251 | 1/1 | 0.81 | 0.36 | 67,67,67,67 | 0 |
| 54 | MG | C5 | 203 | 1/1 | 0.81 | 0.25 | 86,86,86,86 | 0 |
| 54 | MG | 1H | 3440 | 1/1 | 0.81 | 0.10 | 39,39,39,39 | 0 |
| 54 | MG | X4 | 105 | 1/1 | 0.81 | 0.47 | 83,83,83,83 | 0 |
| 54 | MG | 1G | 2267 | 1/1 | 0.81 | 0.28 | 81,81,81,81 | 0 |
| 54 | MG | 1H | 3583 | 1/1 | 0.82 | 0.16 | 53,53,53,53 | 0 |
| 54 | MG | 13 | 2373 | 1/1 | 0.82 | 0.18 | 88,88,88,88 | 0 |
| 54 | MG | 13 | 2374 | 1/1 | 0.82 | 0.14 | 79,79,79,79 | 0 |

Continued on next page...

Continued from previous page...

| Mol | Type | Chain | Res | Atoms | RSCC | RSR | B-factors(\AA^2) | Q<0.9 |
|-----|------|-------|------|-------|------|------|-----------------------------|-------|
| 54 | MG | 13 | 2314 | 1/1 | 0.82 | 0.27 | 67,67,67,67 | 0 |
| 54 | MG | 14 | 3405 | 1/1 | 0.82 | 0.24 | 65,65,65,65 | 0 |
| 54 | MG | 1H | 3351 | 1/1 | 0.82 | 0.29 | 71,71,71,71 | 0 |
| 54 | MG | 13 | 2352 | 1/1 | 0.82 | 0.18 | 52,52,52,52 | 0 |
| 54 | MG | 1H | 3448 | 1/1 | 0.82 | 0.18 | 50,50,50,50 | 0 |
| 54 | MG | 1G | 2256 | 1/1 | 0.82 | 0.30 | 67,67,67,67 | 0 |
| 54 | MG | 14 | 3299 | 1/1 | 0.82 | 0.25 | 57,57,57,57 | 0 |
| 54 | MG | 25 | 202 | 1/1 | 0.82 | 0.17 | 67,67,67,67 | 0 |
| 54 | MG | 14 | 3302 | 1/1 | 0.82 | 0.25 | 52,52,52,52 | 0 |
| 54 | MG | 13 | 2353 | 1/1 | 0.82 | 0.39 | 60,60,60,60 | 0 |
| 54 | MG | 14 | 3152 | 1/1 | 0.82 | 0.19 | 53,53,53,53 | 0 |
| 54 | MG | 1H | 3490 | 1/1 | 0.82 | 0.11 | 45,45,45,45 | 0 |
| 54 | MG | 14 | 3158 | 1/1 | 0.82 | 0.41 | 56,56,56,56 | 0 |
| 54 | MG | 14 | 3177 | 1/1 | 0.82 | 0.29 | 67,67,67,67 | 0 |
| 54 | MG | 78 | 201 | 1/1 | 0.82 | 0.16 | 47,47,47,47 | 0 |
| 54 | MG | 14 | 3452 | 1/1 | 0.82 | 0.28 | 59,59,59,59 | 0 |
| 54 | MG | 1G | 2323 | 1/1 | 0.82 | 0.48 | 67,67,67,67 | 0 |
| 54 | MG | 13 | 2369 | 1/1 | 0.82 | 0.24 | 51,51,51,51 | 0 |
| 54 | MG | 1H | 3283 | 1/1 | 0.82 | 0.31 | 76,76,76,76 | 0 |
| 54 | MG | 13 | 2317 | 1/1 | 0.82 | 0.23 | 69,69,69,69 | 0 |
| 54 | MG | 1G | 2224 | 1/1 | 0.82 | 0.36 | 72,72,72,72 | 0 |
| 54 | MG | 13 | 2282 | 1/1 | 0.82 | 0.32 | 57,57,57,57 | 0 |
| 54 | MG | 1G | 2236 | 1/1 | 0.82 | 0.23 | 70,70,70,70 | 0 |
| 54 | MG | 1H | 3395 | 1/1 | 0.82 | 0.26 | 72,72,72,72 | 0 |
| 54 | MG | 14 | 3483 | 1/1 | 0.82 | 0.14 | 55,55,55,55 | 0 |
| 54 | MG | 1H | 3566 | 1/1 | 0.82 | 0.22 | 48,48,48,48 | 0 |
| 54 | MG | 1G | 2268 | 1/1 | 0.82 | 0.13 | 77,77,77,77 | 0 |
| 54 | MG | 14 | 3236 | 1/1 | 0.82 | 0.23 | 56,56,56,56 | 0 |
| 54 | MG | 14 | 3496 | 1/1 | 0.82 | 0.18 | 58,58,58,58 | 0 |
| 54 | MG | 14 | 3242 | 1/1 | 0.82 | 0.29 | 59,59,59,59 | 0 |
| 54 | MG | 14 | 3367 | 1/1 | 0.82 | 0.37 | 51,51,51,51 | 0 |
| 54 | MG | 14 | 3521 | 1/1 | 0.82 | 0.11 | 58,58,58,58 | 0 |
| 54 | MG | 14 | 3525 | 1/1 | 0.82 | 0.13 | 51,51,51,51 | 0 |
| 54 | MG | 14 | 3246 | 1/1 | 0.82 | 0.45 | 64,64,64,64 | 0 |
| 54 | MG | 14 | 3530 | 1/1 | 0.82 | 0.15 | 49,49,49,49 | 0 |
| 54 | MG | 1H | 3576 | 1/1 | 0.82 | 0.08 | 64,64,64,64 | 0 |
| 54 | MG | 14 | 3387 | 1/1 | 0.82 | 0.18 | 64,64,64,64 | 0 |
| 54 | MG | 14 | 3384 | 1/1 | 0.83 | 0.16 | 47,47,47,47 | 0 |
| 54 | MG | 14 | 3541 | 1/1 | 0.83 | 0.23 | 71,71,71,71 | 0 |
| 54 | MG | 14 | 3385 | 1/1 | 0.83 | 0.23 | 50,50,50,50 | 0 |
| 54 | MG | 1H | 3400 | 1/1 | 0.83 | 0.33 | 66,66,66,66 | 0 |
| 54 | MG | 1G | 2365 | 1/1 | 0.83 | 0.62 | 84,84,84,84 | 0 |

Continued on next page...

Continued from previous page...

| Mol | Type | Chain | Res | Atoms | RSCC | RSR | B-factors(\AA^2) | Q<0.9 |
|-----|------|-------|------|-------|------|------|-----------------------------|-------|
| 54 | MG | 1H | 3585 | 1/1 | 0.83 | 0.18 | 39,39,39,39 | 0 |
| 54 | MG | 14 | 3252 | 1/1 | 0.83 | 0.33 | 62,62,62,62 | 0 |
| 54 | MG | 1G | 2321 | 1/1 | 0.83 | 0.45 | 75,75,75,75 | 0 |
| 54 | MG | 14 | 3562 | 1/1 | 0.83 | 0.21 | 61,61,61,61 | 0 |
| 54 | MG | 1H | 3157 | 1/1 | 0.83 | 0.29 | 61,61,61,61 | 0 |
| 54 | MG | 14 | 3001 | 1/1 | 0.83 | 0.27 | 57,57,57,57 | 0 |
| 54 | MG | 1H | 3158 | 1/1 | 0.83 | 0.23 | 61,61,61,61 | 0 |
| 54 | MG | 1H | 3434 | 1/1 | 0.83 | 0.34 | 59,59,59,59 | 0 |
| 54 | MG | 14 | 3423 | 1/1 | 0.83 | 0.19 | 68,68,68,68 | 0 |
| 54 | MG | 14 | 3291 | 1/1 | 0.83 | 0.28 | 49,49,49,49 | 0 |
| 54 | MG | 1H | 3342 | 1/1 | 0.83 | 0.21 | 62,62,62,62 | 0 |
| 54 | MG | 1H | 3174 | 1/1 | 0.83 | 0.27 | 50,50,50,50 | 0 |
| 54 | MG | 1G | 2253 | 1/1 | 0.83 | 0.31 | 87,87,87,87 | 0 |
| 54 | MG | 14 | 3134 | 1/1 | 0.83 | 0.26 | 53,53,53,53 | 0 |
| 54 | MG | 1H | 3452 | 1/1 | 0.83 | 0.28 | 52,52,52,52 | 0 |
| 54 | MG | 1G | 2265 | 1/1 | 0.83 | 0.27 | 81,81,81,81 | 0 |
| 54 | MG | 14 | 3154 | 1/1 | 0.83 | 0.25 | 53,53,53,53 | 0 |
| 54 | MG | 13 | 2356 | 1/1 | 0.83 | 0.26 | 67,67,67,67 | 0 |
| 54 | MG | I8 | 102 | 1/1 | 0.83 | 0.27 | 61,61,61,61 | 0 |
| 54 | MG | 39 | 301 | 1/1 | 0.83 | 0.20 | 74,74,74,74 | 0 |
| 54 | MG | 14 | 3311 | 1/1 | 0.83 | 0.30 | 71,71,71,71 | 0 |
| 54 | MG | 88 | 301 | 1/1 | 0.83 | 0.19 | 59,59,59,59 | 0 |
| 54 | MG | 14 | 3164 | 1/1 | 0.83 | 0.30 | 49,49,49,49 | 0 |
| 54 | MG | 14 | 3166 | 1/1 | 0.83 | 0.22 | 52,52,52,52 | 0 |
| 54 | MG | 1G | 2302 | 1/1 | 0.83 | 0.20 | 86,86,86,86 | 0 |
| 54 | MG | 1G | 2309 | 1/1 | 0.83 | 0.13 | 75,75,75,75 | 0 |
| 54 | MG | 1H | 3366 | 1/1 | 0.83 | 0.18 | 68,68,68,68 | 0 |
| 54 | MG | 1H | 3368 | 1/1 | 0.83 | 0.18 | 57,57,57,57 | 0 |
| 54 | MG | 14 | 3481 | 1/1 | 0.83 | 0.23 | 82,82,82,82 | 0 |
| 54 | MG | 13 | 2325 | 1/1 | 0.83 | 0.42 | 77,77,77,77 | 0 |
| 54 | MG | 1H | 3280 | 1/1 | 0.83 | 0.15 | 46,46,46,46 | 0 |
| 54 | MG | 13 | 2368 | 1/1 | 0.83 | 0.25 | 84,84,84,84 | 0 |
| 54 | MG | 13 | 2269 | 1/1 | 0.83 | 0.32 | 57,57,57,57 | 0 |
| 54 | MG | 14 | 3351 | 1/1 | 0.83 | 0.25 | 61,61,61,61 | 0 |
| 54 | MG | 1G | 2293 | 1/1 | 0.83 | 0.20 | 83,83,83,83 | 0 |
| 54 | MG | W4 | 103 | 1/1 | 0.83 | 0.47 | 81,81,81,81 | 0 |
| 54 | MG | 14 | 3509 | 1/1 | 0.83 | 0.23 | 62,62,62,62 | 0 |
| 54 | MG | 14 | 3357 | 1/1 | 0.83 | 0.15 | 53,53,53,53 | 0 |
| 54 | MG | 14 | 3223 | 1/1 | 0.83 | 0.25 | 58,58,58,58 | 0 |
| 54 | MG | 1H | 3553 | 1/1 | 0.83 | 0.08 | 46,46,46,46 | 0 |
| 54 | MG | 3E | 303 | 1/1 | 0.83 | 0.23 | 81,81,81,81 | 0 |
| 54 | MG | 1H | 3393 | 1/1 | 0.83 | 0.13 | 51,51,51,51 | 0 |

Continued on next page...

Continued from previous page...

| Mol | Type | Chain | Res | Atoms | RSCC | RSR | B-factors(\AA^2) | Q<0.9 |
|-----|------|-------|------|-------|------|------|-----------------------------|-------|
| 54 | MG | 13 | 2355 | 1/1 | 0.83 | 0.29 | 65,65,65,65 | 0 |
| 54 | MG | 13 | 2262 | 1/1 | 0.84 | 0.28 | 70,70,70,70 | 0 |
| 54 | MG | 14 | 3355 | 1/1 | 0.84 | 0.28 | 61,61,61,61 | 0 |
| 54 | MG | 1H | 3355 | 1/1 | 0.84 | 0.08 | 57,57,57,57 | 0 |
| 54 | MG | 1H | 3245 | 1/1 | 0.84 | 0.23 | 49,49,49,49 | 0 |
| 54 | MG | 14 | 3239 | 1/1 | 0.84 | 0.36 | 58,58,58,58 | 0 |
| 54 | MG | 1H | 3591 | 1/1 | 0.84 | 0.17 | 62,62,62,62 | 0 |
| 54 | MG | 1H | 3594 | 1/1 | 0.84 | 0.29 | 41,41,41,41 | 0 |
| 54 | MG | 14 | 3247 | 1/1 | 0.84 | 0.30 | 68,68,68,68 | 0 |
| 54 | MG | 1H | 3441 | 1/1 | 0.84 | 0.30 | 59,59,59,59 | 0 |
| 54 | MG | 1G | 2221 | 1/1 | 0.84 | 0.33 | 68,68,68,68 | 0 |
| 54 | MG | 58 | 201 | 1/1 | 0.84 | 0.43 | 88,88,88,88 | 0 |
| 54 | MG | 14 | 3070 | 1/1 | 0.84 | 0.27 | 49,49,49,49 | 0 |
| 54 | MG | 13 | 2319 | 1/1 | 0.84 | 0.30 | 77,77,77,77 | 0 |
| 54 | MG | 14 | 3093 | 1/1 | 0.84 | 0.30 | 40,40,40,40 | 0 |
| 54 | MG | 14 | 3398 | 1/1 | 0.84 | 0.11 | 75,75,75,75 | 0 |
| 54 | MG | 13 | 2304 | 1/1 | 0.84 | 0.23 | 55,55,55,55 | 0 |
| 54 | MG | 4E | 201 | 1/1 | 0.84 | 0.22 | 78,78,78,78 | 0 |
| 54 | MG | 14 | 3271 | 1/1 | 0.84 | 0.22 | 68,68,68,68 | 0 |
| 54 | MG | 14 | 3276 | 1/1 | 0.84 | 0.29 | 45,45,45,45 | 0 |
| 54 | MG | 14 | 3409 | 1/1 | 0.84 | 0.12 | 51,51,51,51 | 0 |
| 54 | MG | 14 | 3411 | 1/1 | 0.84 | 0.28 | 66,66,66,66 | 0 |
| 54 | MG | 1H | 3479 | 1/1 | 0.84 | 0.15 | 67,67,67,67 | 0 |
| 54 | MG | 14 | 3413 | 1/1 | 0.84 | 0.34 | 79,79,79,79 | 0 |
| 54 | MG | 1J | 207 | 1/1 | 0.84 | 0.16 | 80,80,80,80 | 0 |
| 54 | MG | 14 | 3289 | 1/1 | 0.84 | 0.25 | 63,63,63,63 | 0 |
| 54 | MG | 1H | 3286 | 1/1 | 0.84 | 0.32 | 79,79,79,79 | 0 |
| 54 | MG | 14 | 3426 | 1/1 | 0.84 | 0.29 | 56,56,56,56 | 0 |
| 54 | MG | 14 | 3293 | 1/1 | 0.84 | 0.27 | 57,57,57,57 | 0 |
| 54 | MG | 1J | 214 | 1/1 | 0.84 | 0.20 | 71,71,71,71 | 0 |
| 54 | MG | 1H | 3375 | 1/1 | 0.84 | 0.29 | 53,53,53,53 | 0 |
| 54 | MG | 1G | 2233 | 1/1 | 0.84 | 0.34 | 59,59,59,59 | 0 |
| 54 | MG | 14 | 3438 | 1/1 | 0.84 | 0.26 | 64,64,64,64 | 0 |
| 54 | MG | 1H | 3296 | 1/1 | 0.84 | 0.36 | 77,77,77,77 | 0 |
| 54 | MG | 1G | 2270 | 1/1 | 0.84 | 0.39 | 67,67,67,67 | 0 |
| 54 | MG | 1H | 3506 | 1/1 | 0.84 | 0.31 | 59,59,59,59 | 0 |
| 54 | MG | 14 | 3305 | 1/1 | 0.84 | 0.15 | 52,52,52,52 | 0 |
| 54 | MG | 14 | 3156 | 1/1 | 0.84 | 0.33 | 41,41,41,41 | 0 |
| 54 | MG | 1H | 3507 | 1/1 | 0.84 | 0.24 | 68,68,68,68 | 0 |
| 54 | MG | 1H | 3513 | 1/1 | 0.84 | 0.15 | 63,63,63,63 | 0 |
| 54 | MG | 14 | 3310 | 1/1 | 0.84 | 0.16 | 59,59,59,59 | 0 |
| 54 | MG | 7A | 101 | 1/1 | 0.84 | 0.35 | 70,70,70,70 | 0 |

Continued on next page...

Continued from previous page...

| Mol | Type | Chain | Res | Atoms | RSCC | RSR | B-factors(\AA^2) | Q<0.9 |
|-----|------|-------|------|-------|------|------|-----------------------------|-------|
| 54 | MG | 14 | 3461 | 1/1 | 0.84 | 0.27 | 70,70,70,70 | 0 |
| 54 | MG | 1H | 3514 | 1/1 | 0.84 | 0.23 | 57,57,57,57 | 0 |
| 54 | MG | 13 | 2339 | 1/1 | 0.84 | 0.17 | 79,79,79,79 | 0 |
| 54 | MG | 1G | 2348 | 1/1 | 0.84 | 0.31 | 71,71,71,71 | 0 |
| 54 | MG | 14 | 3318 | 1/1 | 0.84 | 0.16 | 78,78,78,78 | 0 |
| 54 | MG | 14 | 3475 | 1/1 | 0.84 | 0.14 | 64,64,64,64 | 0 |
| 54 | MG | 14 | 3320 | 1/1 | 0.84 | 0.27 | 59,59,59,59 | 0 |
| 54 | MG | 1G | 2273 | 1/1 | 0.84 | 0.12 | 69,69,69,69 | 0 |
| 54 | MG | 13 | 2276 | 1/1 | 0.84 | 0.31 | 62,62,62,62 | 0 |
| 54 | MG | 1H | 3192 | 1/1 | 0.84 | 0.26 | 38,38,38,38 | 0 |
| 54 | MG | 1H | 3406 | 1/1 | 0.84 | 0.26 | 63,63,63,63 | 0 |
| 54 | MG | 14 | 3218 | 1/1 | 0.84 | 0.24 | 50,50,50,50 | 0 |
| 54 | MG | 1G | 2300 | 1/1 | 0.84 | 0.20 | 86,86,86,86 | 0 |
| 54 | MG | 1G | 2279 | 1/1 | 0.84 | 0.29 | 76,76,76,76 | 0 |
| 54 | MG | 13 | 2384 | 1/1 | 0.84 | 0.22 | 70,70,70,70 | 0 |
| 54 | MG | 1H | 3581 | 1/1 | 0.84 | 0.11 | 54,54,54,54 | 0 |
| 54 | MG | 13 | 2260 | 1/1 | 0.85 | 0.29 | 63,63,63,63 | 0 |
| 54 | MG | 14 | 3425 | 1/1 | 0.85 | 0.26 | 54,54,54,54 | 0 |
| 54 | MG | 14 | 3556 | 1/1 | 0.85 | 0.14 | 59,59,59,59 | 0 |
| 54 | MG | 1H | 3597 | 1/1 | 0.85 | 0.19 | 45,45,45,45 | 0 |
| 54 | MG | 14 | 3222 | 1/1 | 0.85 | 0.39 | 70,70,70,70 | 0 |
| 54 | MG | 14 | 3564 | 1/1 | 0.85 | 0.09 | 50,50,50,50 | 0 |
| 54 | MG | 1H | 3041 | 1/1 | 0.85 | 0.09 | 40,40,40,40 | 0 |
| 54 | MG | 14 | 3225 | 1/1 | 0.85 | 0.11 | 57,57,57,57 | 0 |
| 54 | MG | 4I | 201 | 1/1 | 0.85 | 0.14 | 75,75,75,75 | 0 |
| 54 | MG | 14 | 3226 | 1/1 | 0.85 | 0.27 | 64,64,64,64 | 0 |
| 54 | MG | 16 | 203 | 1/1 | 0.85 | 0.18 | 62,62,62,62 | 0 |
| 54 | MG | 1G | 2336 | 1/1 | 0.85 | 0.31 | 72,72,72,72 | 0 |
| 54 | MG | 16 | 211 | 1/1 | 0.85 | 0.24 | 59,59,59,59 | 0 |
| 54 | MG | 1H | 3103 | 1/1 | 0.85 | 0.26 | 42,42,42,42 | 0 |
| 54 | MG | 14 | 3444 | 1/1 | 0.85 | 0.24 | 62,62,62,62 | 0 |
| 54 | MG | 14 | 3014 | 1/1 | 0.85 | 0.14 | 41,41,41,41 | 0 |
| 54 | MG | 13 | 2382 | 1/1 | 0.85 | 0.22 | 60,60,60,60 | 0 |
| 54 | MG | 1H | 3135 | 1/1 | 0.85 | 0.19 | 49,49,49,49 | 0 |
| 54 | MG | 13 | 2383 | 1/1 | 0.85 | 0.29 | 70,70,70,70 | 0 |
| 54 | MG | 1H | 3155 | 1/1 | 0.85 | 0.23 | 56,56,56,56 | 0 |
| 54 | MG | 1G | 2341 | 1/1 | 0.85 | 0.25 | 86,86,86,86 | 0 |
| 54 | MG | 13 | 2257 | 1/1 | 0.85 | 0.25 | 82,82,82,82 | 0 |
| 54 | MG | 1H | 3396 | 1/1 | 0.85 | 0.28 | 75,75,75,75 | 0 |
| 54 | MG | 14 | 3254 | 1/1 | 0.85 | 0.25 | 66,66,66,66 | 0 |
| 54 | MG | 14 | 3128 | 1/1 | 0.85 | 0.22 | 39,39,39,39 | 0 |
| 54 | MG | 14 | 3473 | 1/1 | 0.85 | 0.23 | 77,77,77,77 | 0 |

Continued on next page...

Continued from previous page...

| Mol | Type | Chain | Res | Atoms | RSCC | RSR | B-factors(\AA^2) | Q<0.9 |
|-----|------|-------|------|-------|------|------|-----------------------------|-------|
| 54 | MG | 13 | 2309 | 1/1 | 0.85 | 0.24 | 54,54,54,54 | 0 |
| 54 | MG | 1H | 3521 | 1/1 | 0.85 | 0.18 | 43,43,43,43 | 0 |
| 54 | MG | 1H | 3403 | 1/1 | 0.85 | 0.16 | 46,46,46,46 | 0 |
| 54 | MG | 14 | 3478 | 1/1 | 0.85 | 0.25 | 60,60,60,60 | 0 |
| 54 | MG | 13 | 2363 | 1/1 | 0.85 | 0.18 | 76,76,76,76 | 0 |
| 54 | MG | 13 | 2346 | 1/1 | 0.85 | 0.15 | 56,56,56,56 | 0 |
| 54 | MG | 13 | 2221 | 1/1 | 0.85 | 0.26 | 63,63,63,63 | 0 |
| 54 | MG | 1H | 3217 | 1/1 | 0.85 | 0.11 | 36,36,36,36 | 0 |
| 54 | MG | 1H | 3562 | 1/1 | 0.85 | 0.22 | 56,56,56,56 | 0 |
| 54 | MG | 14 | 3390 | 1/1 | 0.85 | 0.31 | 44,44,44,44 | 0 |
| 54 | MG | 14 | 3175 | 1/1 | 0.85 | 0.38 | 72,72,72,72 | 0 |
| 54 | MG | 14 | 3395 | 1/1 | 0.85 | 0.27 | 67,67,67,67 | 0 |
| 54 | MG | 1H | 3421 | 1/1 | 0.85 | 0.23 | 62,62,62,62 | 0 |
| 54 | MG | 1G | 2296 | 1/1 | 0.85 | 0.21 | 69,69,69,69 | 0 |
| 54 | MG | 14 | 3519 | 1/1 | 0.85 | 0.18 | 71,71,71,71 | 0 |
| 54 | MG | 1G | 2260 | 1/1 | 0.85 | 0.34 | 77,77,77,77 | 0 |
| 54 | MG | X1 | 107 | 1/1 | 0.85 | 0.40 | 78,78,78,78 | 0 |
| 54 | MG | 13 | 2336 | 1/1 | 0.85 | 0.44 | 54,54,54,54 | 0 |
| 54 | MG | 14 | 3203 | 1/1 | 0.85 | 0.31 | 75,75,75,75 | 0 |
| 54 | MG | 1H | 3239 | 1/1 | 0.85 | 0.36 | 59,59,59,59 | 0 |
| 54 | MG | 14 | 3213 | 1/1 | 0.85 | 0.28 | 52,52,52,52 | 0 |
| 54 | MG | 14 | 3540 | 1/1 | 0.85 | 0.24 | 81,81,81,81 | 0 |
| 54 | MG | 13 | 2277 | 1/1 | 0.85 | 0.22 | 66,66,66,66 | 0 |
| 54 | MG | 14 | 3542 | 1/1 | 0.85 | 0.10 | 65,65,65,65 | 0 |
| 54 | MG | 1H | 3365 | 1/1 | 0.85 | 0.21 | 63,63,63,63 | 0 |
| 54 | MG | 1G | 2286 | 1/1 | 0.85 | 0.13 | 68,68,68,68 | 0 |
| 54 | MG | 14 | 3422 | 1/1 | 0.85 | 0.30 | 66,66,66,66 | 0 |
| 54 | MG | 14 | 3501 | 1/1 | 0.86 | 0.11 | 47,47,47,47 | 0 |
| 54 | MG | 14 | 3506 | 1/1 | 0.86 | 0.17 | 91,91,91,91 | 0 |
| 54 | MG | 13 | 2288 | 1/1 | 0.86 | 0.19 | 80,80,80,80 | 0 |
| 54 | MG | 14 | 3514 | 1/1 | 0.86 | 0.12 | 60,60,60,60 | 0 |
| 54 | MG | 13 | 2306 | 1/1 | 0.86 | 0.36 | 46,46,46,46 | 0 |
| 54 | MG | 1H | 3339 | 1/1 | 0.86 | 0.23 | 62,62,62,62 | 0 |
| 54 | MG | 14 | 3193 | 1/1 | 0.86 | 0.21 | 49,49,49,49 | 0 |
| 54 | MG | 13 | 2337 | 1/1 | 0.86 | 0.36 | 56,56,56,56 | 0 |
| 54 | MG | 14 | 3352 | 1/1 | 0.86 | 0.19 | 74,74,74,74 | 0 |
| 54 | MG | 1H | 3127 | 1/1 | 0.86 | 0.15 | 60,60,60,60 | 0 |
| 54 | MG | 1H | 3345 | 1/1 | 0.86 | 0.17 | 45,45,45,45 | 0 |
| 54 | MG | 14 | 3534 | 1/1 | 0.86 | 0.18 | 70,70,70,70 | 0 |
| 54 | MG | 14 | 3212 | 1/1 | 0.86 | 0.37 | 59,59,59,59 | 0 |
| 54 | MG | 1G | 2347 | 1/1 | 0.86 | 0.22 | 74,74,74,74 | 0 |
| 54 | MG | 1G | 2240 | 1/1 | 0.86 | 0.25 | 81,81,81,81 | 0 |

Continued on next page...

Continued from previous page...

| Mol | Type | Chain | Res | Atoms | RSCC | RSR | B-factors(\AA^2) | Q<0.9 |
|-----|------|-------|------|-------|------|------|-----------------------------|-------|
| 54 | MG | 13 | 2249 | 1/1 | 0.86 | 0.28 | 56,56,56,56 | 0 |
| 54 | MG | 1H | 3142 | 1/1 | 0.86 | 0.20 | 64,64,64,64 | 0 |
| 54 | MG | 14 | 3372 | 1/1 | 0.86 | 0.22 | 62,62,62,62 | 0 |
| 54 | MG | 14 | 3381 | 1/1 | 0.86 | 0.25 | 65,65,65,65 | 0 |
| 54 | MG | 14 | 3550 | 1/1 | 0.86 | 0.17 | 63,63,63,63 | 0 |
| 54 | MG | 1G | 2350 | 1/1 | 0.86 | 0.11 | 80,80,80,80 | 0 |
| 54 | MG | 13 | 2224 | 1/1 | 0.86 | 0.31 | 59,59,59,59 | 0 |
| 54 | MG | 1G | 2315 | 1/1 | 0.86 | 0.15 | 93,93,93,93 | 0 |
| 54 | MG | 1G | 2282 | 1/1 | 0.86 | 0.34 | 75,75,75,75 | 0 |
| 54 | MG | 1H | 3180 | 1/1 | 0.86 | 0.16 | 52,52,52,52 | 0 |
| 54 | MG | 1H | 3554 | 1/1 | 0.86 | 0.15 | 53,53,53,53 | 0 |
| 54 | MG | 1H | 3369 | 1/1 | 0.86 | 0.19 | 71,71,71,71 | 0 |
| 54 | MG | 1G | 2358 | 1/1 | 0.86 | 0.29 | 68,68,68,68 | 0 |
| 54 | MG | 1G | 2318 | 1/1 | 0.86 | 0.24 | 73,73,73,73 | 0 |
| 54 | MG | 13 | 2266 | 1/1 | 0.86 | 0.22 | 77,77,77,77 | 0 |
| 54 | MG | 16 | 201 | 1/1 | 0.86 | 0.22 | 69,69,69,69 | 0 |
| 54 | MG | 1H | 3578 | 1/1 | 0.86 | 0.35 | 75,75,75,75 | 0 |
| 54 | MG | 14 | 3245 | 1/1 | 0.86 | 0.33 | 64,64,64,64 | 0 |
| 54 | MG | 1H | 3579 | 1/1 | 0.86 | 0.26 | 72,72,72,72 | 0 |
| 54 | MG | 13 | 2255 | 1/1 | 0.86 | 0.33 | 53,53,53,53 | 0 |
| 54 | MG | 1H | 3220 | 1/1 | 0.86 | 0.18 | 44,44,44,44 | 0 |
| 54 | MG | 1H | 3223 | 1/1 | 0.86 | 0.34 | 48,48,48,48 | 0 |
| 54 | MG | 1H | 3386 | 1/1 | 0.86 | 0.13 | 65,65,65,65 | 0 |
| 53 | 8UZ | 13 | 2202 | 33/33 | 0.86 | 0.10 | 70,70,70,70 | 0 |
| 54 | MG | 1J | 206 | 1/1 | 0.86 | 0.18 | 75,75,75,75 | 0 |
| 54 | MG | 1H | 3392 | 1/1 | 0.86 | 0.10 | 50,50,50,50 | 0 |
| 54 | MG | 1H | 3226 | 1/1 | 0.86 | 0.19 | 43,43,43,43 | 0 |
| 54 | MG | 1H | 3228 | 1/1 | 0.86 | 0.28 | 45,45,45,45 | 0 |
| 54 | MG | 1G | 2322 | 1/1 | 0.86 | 0.23 | 63,63,63,63 | 0 |
| 54 | MG | B5 | 101 | 1/1 | 0.86 | 0.28 | 63,63,63,63 | 0 |
| 54 | MG | 14 | 3272 | 1/1 | 0.86 | 0.21 | 67,67,67,67 | 0 |
| 54 | MG | 13 | 2349 | 1/1 | 0.86 | 0.31 | 53,53,53,53 | 0 |
| 54 | MG | 1G | 2217 | 1/1 | 0.86 | 0.25 | 66,66,66,66 | 0 |
| 54 | MG | I8 | 101 | 1/1 | 0.86 | 0.27 | 43,43,43,43 | 0 |
| 54 | MG | 14 | 3075 | 1/1 | 0.86 | 0.17 | 63,63,63,63 | 0 |
| 54 | MG | 5I | 102 | 1/1 | 0.86 | 0.20 | 72,72,72,72 | 0 |
| 54 | MG | 1H | 3256 | 1/1 | 0.86 | 0.30 | 69,69,69,69 | 0 |
| 54 | MG | 13 | 2243 | 1/1 | 0.86 | 0.26 | 48,48,48,48 | 0 |
| 54 | MG | 14 | 3105 | 1/1 | 0.86 | 0.24 | 63,63,63,63 | 0 |
| 54 | MG | 88 | 302 | 1/1 | 0.86 | 0.19 | 58,58,58,58 | 0 |
| 54 | MG | 14 | 3295 | 1/1 | 0.86 | 0.23 | 56,56,56,56 | 0 |
| 54 | MG | 41 | 201 | 1/1 | 0.86 | 0.23 | 68,68,68,68 | 0 |

Continued on next page...

Continued from previous page...

| Mol | Type | Chain | Res | Atoms | RSCC | RSR | B-factors(\AA^2) | Q<0.9 |
|-----|------|-------|------|-------|------|------|-----------------------------|-------|
| 54 | MG | 1H | 3266 | 1/1 | 0.86 | 0.25 | 46,46,46,46 | 0 |
| 54 | MG | 45 | 202 | 1/1 | 0.86 | 0.26 | 65,65,65,65 | 0 |
| 54 | MG | 1G | 2292 | 1/1 | 0.86 | 0.20 | 67,67,67,67 | 0 |
| 54 | MG | 6A | 101 | 1/1 | 0.86 | 0.34 | 86,86,86,86 | 0 |
| 54 | MG | 13 | 2232 | 1/1 | 0.86 | 0.29 | 64,64,64,64 | 0 |
| 54 | MG | 1G | 2333 | 1/1 | 0.86 | 0.36 | 85,85,85,85 | 0 |
| 54 | MG | 14 | 3124 | 1/1 | 0.86 | 0.24 | 67,67,67,67 | 0 |
| 54 | MG | 14 | 3126 | 1/1 | 0.86 | 0.34 | 63,63,63,63 | 0 |
| 54 | MG | W1 | 102 | 1/1 | 0.86 | 0.24 | 67,67,67,67 | 0 |
| 54 | MG | 14 | 3127 | 1/1 | 0.86 | 0.37 | 66,66,66,66 | 0 |
| 54 | MG | 13 | 2302 | 1/1 | 0.86 | 0.36 | 69,69,69,69 | 0 |
| 54 | MG | 1G | 2375 | 1/1 | 0.86 | 0.14 | 85,85,85,85 | 0 |
| 54 | MG | 14 | 3147 | 1/1 | 0.86 | 0.36 | 53,53,53,53 | 0 |
| 54 | MG | 1G | 2335 | 1/1 | 0.86 | 0.16 | 71,71,71,71 | 0 |
| 54 | MG | 1G | 2228 | 1/1 | 0.86 | 0.19 | 71,71,71,71 | 0 |
| 54 | MG | 1G | 2229 | 1/1 | 0.86 | 0.32 | 84,84,84,84 | 0 |
| 54 | MG | 1H | 3455 | 1/1 | 0.86 | 0.30 | 36,36,36,36 | 0 |
| 54 | MG | 1H | 3303 | 1/1 | 0.86 | 0.28 | 59,59,59,59 | 0 |
| 54 | MG | 1G | 2231 | 1/1 | 0.86 | 0.34 | 57,57,57,57 | 0 |
| 54 | MG | 1G | 2299 | 1/1 | 0.86 | 0.14 | 60,60,60,60 | 0 |
| 54 | MG | 14 | 3333 | 1/1 | 0.86 | 0.14 | 61,61,61,61 | 0 |
| 54 | MG | 1H | 3489 | 1/1 | 0.86 | 0.17 | 53,53,53,53 | 0 |
| 54 | MG | 14 | 3338 | 1/1 | 0.86 | 0.22 | 63,63,63,63 | 0 |
| 54 | MG | 14 | 3497 | 1/1 | 0.86 | 0.16 | 59,59,59,59 | 0 |
| 54 | MG | 14 | 3499 | 1/1 | 0.86 | 0.17 | 80,80,80,80 | 0 |
| 54 | MG | 14 | 3228 | 1/1 | 0.87 | 0.30 | 65,65,65,65 | 0 |
| 54 | MG | 14 | 3361 | 1/1 | 0.87 | 0.17 | 64,64,64,64 | 0 |
| 54 | MG | 14 | 3520 | 1/1 | 0.87 | 0.30 | 77,77,77,77 | 0 |
| 54 | MG | 1H | 3137 | 1/1 | 0.87 | 0.22 | 42,42,42,42 | 0 |
| 54 | MG | 1H | 3242 | 1/1 | 0.87 | 0.17 | 51,51,51,51 | 0 |
| 54 | MG | 1H | 3140 | 1/1 | 0.87 | 0.16 | 42,42,42,42 | 0 |
| 54 | MG | 14 | 3238 | 1/1 | 0.87 | 0.25 | 60,60,60,60 | 0 |
| 54 | MG | 1H | 3463 | 1/1 | 0.87 | 0.30 | 60,60,60,60 | 0 |
| 54 | MG | 14 | 3378 | 1/1 | 0.87 | 0.25 | 59,59,59,59 | 0 |
| 54 | MG | 1H | 3464 | 1/1 | 0.87 | 0.24 | 53,53,53,53 | 0 |
| 54 | MG | 1H | 3465 | 1/1 | 0.87 | 0.25 | 47,47,47,47 | 0 |
| 54 | MG | 1H | 3361 | 1/1 | 0.87 | 0.26 | 51,51,51,51 | 0 |
| 54 | MG | 1H | 3362 | 1/1 | 0.87 | 0.27 | 59,59,59,59 | 0 |
| 54 | MG | 1H | 3247 | 1/1 | 0.87 | 0.24 | 46,46,46,46 | 0 |
| 54 | MG | 13 | 2251 | 1/1 | 0.87 | 0.20 | 62,62,62,62 | 0 |
| 54 | MG | 14 | 3389 | 1/1 | 0.87 | 0.30 | 63,63,63,63 | 0 |
| 54 | MG | 14 | 3112 | 1/1 | 0.87 | 0.28 | 47,47,47,47 | 0 |

Continued on next page...

Continued from previous page...

| Mol | Type | Chain | Res | Atoms | RSCC | RSR | B-factors(Å ²) | Q<0.9 |
|-----|------|-------|------|-------|------|------|----------------------------|-------|
| 54 | MG | 1G | 2237 | 1/1 | 0.87 | 0.25 | 70,70,70,70 | 0 |
| 54 | MG | 14 | 3257 | 1/1 | 0.87 | 0.18 | 42,42,42,42 | 0 |
| 54 | MG | 1H | 3263 | 1/1 | 0.87 | 0.29 | 65,65,65,65 | 0 |
| 54 | MG | 1G | 2225 | 1/1 | 0.87 | 0.42 | 72,72,72,72 | 0 |
| 54 | MG | 14 | 3401 | 1/1 | 0.87 | 0.30 | 73,73,73,73 | 0 |
| 54 | MG | 14 | 3565 | 1/1 | 0.87 | 0.31 | 69,69,69,69 | 0 |
| 54 | MG | 14 | 3263 | 1/1 | 0.87 | 0.41 | 77,77,77,77 | 0 |
| 54 | MG | 14 | 3265 | 1/1 | 0.87 | 0.32 | 64,64,64,64 | 0 |
| 54 | MG | 14 | 3406 | 1/1 | 0.87 | 0.26 | 79,79,79,79 | 0 |
| 54 | MG | 1G | 2337 | 1/1 | 0.87 | 0.29 | 70,70,70,70 | 0 |
| 54 | MG | 1H | 3500 | 1/1 | 0.87 | 0.18 | 71,71,71,71 | 0 |
| 54 | MG | 13 | 2312 | 1/1 | 0.87 | 0.38 | 52,52,52,52 | 0 |
| 54 | MG | 1H | 3159 | 1/1 | 0.87 | 0.17 | 52,52,52,52 | 0 |
| 54 | MG | 16 | 209 | 1/1 | 0.87 | 0.16 | 54,54,54,54 | 0 |
| 54 | MG | 1H | 3161 | 1/1 | 0.87 | 0.22 | 32,32,32,32 | 0 |
| 54 | MG | 14 | 3417 | 1/1 | 0.87 | 0.12 | 51,51,51,51 | 0 |
| 54 | MG | 14 | 3139 | 1/1 | 0.87 | 0.19 | 46,46,46,46 | 0 |
| 54 | MG | 14 | 3142 | 1/1 | 0.87 | 0.28 | 51,51,51,51 | 0 |
| 54 | MG | 14 | 3290 | 1/1 | 0.87 | 0.28 | 73,73,73,73 | 0 |
| 54 | MG | 1G | 2241 | 1/1 | 0.87 | 0.29 | 71,71,71,71 | 0 |
| 54 | MG | 14 | 3149 | 1/1 | 0.87 | 0.30 | 42,42,42,42 | 0 |
| 54 | MG | 14 | 3432 | 1/1 | 0.87 | 0.10 | 55,55,55,55 | 0 |
| 54 | MG | 1H | 3177 | 1/1 | 0.87 | 0.27 | 46,46,46,46 | 0 |
| 54 | MG | 13 | 2217 | 1/1 | 0.87 | 0.18 | 66,66,66,66 | 0 |
| 54 | MG | 14 | 3296 | 1/1 | 0.87 | 0.15 | 59,59,59,59 | 0 |
| 54 | MG | 1G | 2248 | 1/1 | 0.87 | 0.47 | 61,61,61,61 | 0 |
| 54 | MG | 1H | 3537 | 1/1 | 0.87 | 0.23 | 60,60,60,60 | 0 |
| 54 | MG | 13 | 2231 | 1/1 | 0.87 | 0.23 | 64,64,64,64 | 0 |
| 54 | MG | 14 | 3443 | 1/1 | 0.87 | 0.19 | 52,52,52,52 | 0 |
| 54 | MG | 14 | 3303 | 1/1 | 0.87 | 0.20 | 62,62,62,62 | 0 |
| 54 | MG | 14 | 3163 | 1/1 | 0.87 | 0.48 | 44,44,44,44 | 0 |
| 54 | MG | 1G | 2266 | 1/1 | 0.87 | 0.12 | 71,71,71,71 | 0 |
| 54 | MG | E5 | 201 | 1/1 | 0.87 | 0.32 | 55,55,55,55 | 0 |
| 54 | MG | 1H | 3305 | 1/1 | 0.87 | 0.23 | 46,46,46,46 | 0 |
| 54 | MG | 14 | 3167 | 1/1 | 0.87 | 0.32 | 39,39,39,39 | 0 |
| 54 | MG | 1H | 3312 | 1/1 | 0.87 | 0.12 | 41,41,41,41 | 0 |
| 54 | MG | 14 | 3458 | 1/1 | 0.87 | 0.08 | 70,70,70,70 | 0 |
| 54 | MG | 1H | 3397 | 1/1 | 0.87 | 0.37 | 60,60,60,60 | 0 |
| 54 | MG | 14 | 3178 | 1/1 | 0.87 | 0.20 | 61,61,61,61 | 0 |
| 54 | MG | 14 | 3463 | 1/1 | 0.87 | 0.26 | 65,65,65,65 | 0 |
| 54 | MG | 14 | 3180 | 1/1 | 0.87 | 0.25 | 65,65,65,65 | 0 |
| 54 | MG | 1H | 3560 | 1/1 | 0.87 | 0.16 | 69,69,69,69 | 0 |

Continued on next page...

Continued from previous page...

| Mol | Type | Chain | Res | Atoms | RSCC | RSR | B-factors(Å ²) | Q<0.9 |
|-----|------|-------|------|-------|------|------|----------------------------|-------|
| 54 | MG | 1H | 3313 | 1/1 | 0.87 | 0.38 | 51,51,51,51 | 0 |
| 54 | MG | 14 | 3471 | 1/1 | 0.87 | 0.18 | 62,62,62,62 | 0 |
| 54 | MG | 14 | 3319 | 1/1 | 0.87 | 0.10 | 67,67,67,67 | 0 |
| 54 | MG | 1H | 3317 | 1/1 | 0.87 | 0.18 | 56,56,56,56 | 0 |
| 54 | MG | 1H | 3067 | 1/1 | 0.87 | 0.14 | 42,42,42,42 | 0 |
| 54 | MG | 1H | 3575 | 1/1 | 0.87 | 0.07 | 59,59,59,59 | 0 |
| 54 | MG | 1H | 3081 | 1/1 | 0.87 | 0.29 | 49,49,49,49 | 0 |
| 54 | MG | 1H | 3325 | 1/1 | 0.87 | 0.21 | 60,60,60,60 | 0 |
| 54 | MG | 1G | 2250 | 1/1 | 0.87 | 0.26 | 66,66,66,66 | 0 |
| 54 | MG | 1H | 3419 | 1/1 | 0.87 | 0.15 | 63,63,63,63 | 0 |
| 54 | MG | 1H | 3582 | 1/1 | 0.87 | 0.28 | 71,71,71,71 | 0 |
| 54 | MG | 1H | 3097 | 1/1 | 0.87 | 0.19 | 38,38,38,38 | 0 |
| 54 | MG | 14 | 3493 | 1/1 | 0.87 | 0.20 | 57,57,57,57 | 0 |
| 53 | 8UZ | 1G | 2202 | 33/33 | 0.87 | 0.08 | 78,78,78,78 | 0 |
| 54 | MG | 14 | 3345 | 1/1 | 0.87 | 0.07 | 60,60,60,60 | 0 |
| 54 | MG | 13 | 2318 | 1/1 | 0.87 | 0.39 | 68,68,68,68 | 0 |
| 54 | MG | 14 | 3349 | 1/1 | 0.87 | 0.21 | 63,63,63,63 | 0 |
| 54 | MG | 1H | 3588 | 1/1 | 0.87 | 0.16 | 51,51,51,51 | 0 |
| 54 | MG | 1H | 3232 | 1/1 | 0.87 | 0.11 | 34,34,34,34 | 0 |
| 54 | MG | 1G | 2255 | 1/1 | 0.87 | 0.23 | 67,67,67,67 | 0 |
| 54 | MG | 14 | 3354 | 1/1 | 0.87 | 0.25 | 68,68,68,68 | 0 |
| 54 | MG | 1G | 2370 | 1/1 | 0.87 | 0.27 | 59,59,59,59 | 0 |
| 54 | MG | 14 | 3508 | 1/1 | 0.88 | 0.16 | 57,57,57,57 | 0 |
| 54 | MG | 1H | 3315 | 1/1 | 0.88 | 0.30 | 68,68,68,68 | 0 |
| 54 | MG | 14 | 3513 | 1/1 | 0.88 | 0.24 | 66,66,66,66 | 0 |
| 54 | MG | 1G | 2246 | 1/1 | 0.88 | 0.26 | 68,68,68,68 | 0 |
| 54 | MG | 14 | 3515 | 1/1 | 0.88 | 0.22 | 60,60,60,60 | 0 |
| 54 | MG | 13 | 2329 | 1/1 | 0.88 | 0.37 | 73,73,73,73 | 0 |
| 54 | MG | 14 | 3517 | 1/1 | 0.88 | 0.21 | 65,65,65,65 | 0 |
| 54 | MG | 1H | 3197 | 1/1 | 0.88 | 0.15 | 46,46,46,46 | 0 |
| 54 | MG | 1H | 3428 | 1/1 | 0.88 | 0.12 | 40,40,40,40 | 0 |
| 54 | MG | 1H | 3590 | 1/1 | 0.88 | 0.26 | 67,67,67,67 | 0 |
| 54 | MG | 1H | 3432 | 1/1 | 0.88 | 0.09 | 43,43,43,43 | 0 |
| 54 | MG | 14 | 3524 | 1/1 | 0.88 | 0.17 | 65,65,65,65 | 0 |
| 54 | MG | 14 | 3368 | 1/1 | 0.88 | 0.14 | 50,50,50,50 | 0 |
| 54 | MG | 14 | 3232 | 1/1 | 0.88 | 0.41 | 74,74,74,74 | 0 |
| 54 | MG | 3E | 302 | 1/1 | 0.88 | 0.32 | 84,84,84,84 | 0 |
| 54 | MG | 14 | 3532 | 1/1 | 0.88 | 0.16 | 59,59,59,59 | 0 |
| 54 | MG | 1H | 3331 | 1/1 | 0.88 | 0.22 | 50,50,50,50 | 0 |
| 54 | MG | 1H | 3332 | 1/1 | 0.88 | 0.27 | 75,75,75,75 | 0 |
| 54 | MG | 1H | 3212 | 1/1 | 0.88 | 0.18 | 35,35,35,35 | 0 |
| 54 | MG | 13 | 2226 | 1/1 | 0.88 | 0.27 | 82,82,82,82 | 0 |

Continued on next page...

Continued from previous page...

| Mol | Type | Chain | Res | Atoms | RSCC | RSR | B-factors(\AA^2) | Q<0.9 |
|-----|------|-------|------|-------|------|------|-----------------------------|-------|
| 54 | MG | 1H | 3450 | 1/1 | 0.88 | 0.21 | 50,50,50,50 | 0 |
| 54 | MG | 1H | 3037 | 1/1 | 0.88 | 0.21 | 44,44,44,44 | 0 |
| 54 | MG | 1H | 3453 | 1/1 | 0.88 | 0.14 | 43,43,43,43 | 0 |
| 54 | MG | 14 | 3249 | 1/1 | 0.88 | 0.20 | 55,55,55,55 | 0 |
| 54 | MG | 13 | 2364 | 1/1 | 0.88 | 0.18 | 69,69,69,69 | 0 |
| 54 | MG | 14 | 3551 | 1/1 | 0.88 | 0.12 | 47,47,47,47 | 0 |
| 54 | MG | 1H | 3461 | 1/1 | 0.88 | 0.14 | 51,51,51,51 | 0 |
| 54 | MG | 14 | 3394 | 1/1 | 0.88 | 0.21 | 54,54,54,54 | 0 |
| 54 | MG | 14 | 3099 | 1/1 | 0.88 | 0.26 | 45,45,45,45 | 0 |
| 54 | MG | 1H | 3344 | 1/1 | 0.88 | 0.08 | 42,42,42,42 | 0 |
| 54 | MG | 14 | 3397 | 1/1 | 0.88 | 0.21 | 57,57,57,57 | 0 |
| 54 | MG | 14 | 3106 | 1/1 | 0.88 | 0.24 | 52,52,52,52 | 0 |
| 54 | MG | 14 | 3399 | 1/1 | 0.88 | 0.32 | 70,70,70,70 | 0 |
| 54 | MG | 14 | 3400 | 1/1 | 0.88 | 0.17 | 71,71,71,71 | 0 |
| 54 | MG | 21 | 301 | 1/1 | 0.88 | 0.27 | 40,40,40,40 | 0 |
| 54 | MG | 1H | 3046 | 1/1 | 0.88 | 0.15 | 38,38,38,38 | 0 |
| 54 | MG | 1H | 3350 | 1/1 | 0.88 | 0.20 | 57,57,57,57 | 0 |
| 54 | MG | 13 | 2345 | 1/1 | 0.88 | 0.16 | 47,47,47,47 | 0 |
| 54 | MG | 1H | 3227 | 1/1 | 0.88 | 0.39 | 44,44,44,44 | 0 |
| 54 | MG | 13 | 2289 | 1/1 | 0.88 | 0.31 | 71,71,71,71 | 0 |
| 54 | MG | 1H | 3488 | 1/1 | 0.88 | 0.22 | 54,54,54,54 | 0 |
| 54 | MG | 16 | 207 | 1/1 | 0.88 | 0.37 | 53,53,53,53 | 0 |
| 54 | MG | 1H | 3230 | 1/1 | 0.88 | 0.41 | 62,62,62,62 | 0 |
| 54 | MG | 1G | 2359 | 1/1 | 0.88 | 0.41 | 62,62,62,62 | 0 |
| 54 | MG | 1H | 3234 | 1/1 | 0.88 | 0.09 | 39,39,39,39 | 0 |
| 54 | MG | 14 | 3277 | 1/1 | 0.88 | 0.22 | 46,46,46,46 | 0 |
| 54 | MG | 14 | 3131 | 1/1 | 0.88 | 0.42 | 44,44,44,44 | 0 |
| 54 | MG | 14 | 3421 | 1/1 | 0.88 | 0.42 | 42,42,42,42 | 0 |
| 54 | MG | 1G | 2271 | 1/1 | 0.88 | 0.35 | 81,81,81,81 | 0 |
| 54 | MG | 1J | 205 | 1/1 | 0.88 | 0.29 | 64,64,64,64 | 0 |
| 54 | MG | 1H | 3099 | 1/1 | 0.88 | 0.25 | 36,36,36,36 | 0 |
| 54 | MG | 14 | 3424 | 1/1 | 0.88 | 0.32 | 44,44,44,44 | 0 |
| 54 | MG | 1G | 2254 | 1/1 | 0.88 | 0.34 | 62,62,62,62 | 0 |
| 54 | MG | 14 | 3292 | 1/1 | 0.88 | 0.11 | 39,39,39,39 | 0 |
| 54 | MG | 14 | 3143 | 1/1 | 0.88 | 0.24 | 56,56,56,56 | 0 |
| 54 | MG | 1H | 3502 | 1/1 | 0.88 | 0.07 | 52,52,52,52 | 0 |
| 54 | MG | 1H | 3505 | 1/1 | 0.88 | 0.25 | 66,66,66,66 | 0 |
| 54 | MG | 1H | 3114 | 1/1 | 0.88 | 0.25 | 43,43,43,43 | 0 |
| 54 | MG | 13 | 2216 | 1/1 | 0.88 | 0.32 | 53,53,53,53 | 0 |
| 54 | MG | 1G | 2277 | 1/1 | 0.88 | 0.24 | 56,56,56,56 | 0 |
| 54 | MG | 14 | 3440 | 1/1 | 0.88 | 0.36 | 61,61,61,61 | 0 |
| 54 | MG | 13 | 2272 | 1/1 | 0.88 | 0.30 | 54,54,54,54 | 0 |

Continued on next page...

Continued from previous page...

| Mol | Type | Chain | Res | Atoms | RSCC | RSR | B-factors(\AA^2) | Q<0.9 |
|-----|------|-------|------|-------|------|------|-----------------------------|-------|
| 54 | MG | 1H | 3373 | 1/1 | 0.88 | 0.13 | 55,55,55,55 | 0 |
| 54 | MG | 14 | 3159 | 1/1 | 0.88 | 0.30 | 43,43,43,43 | 0 |
| 54 | MG | 13 | 2316 | 1/1 | 0.88 | 0.39 | 74,74,74,74 | 0 |
| 54 | MG | 13 | 2252 | 1/1 | 0.88 | 0.49 | 68,68,68,68 | 0 |
| 54 | MG | 13 | 2284 | 1/1 | 0.88 | 0.27 | 73,73,73,73 | 0 |
| 54 | MG | 1G | 2285 | 1/1 | 0.88 | 0.25 | 67,67,67,67 | 0 |
| 54 | MG | 1H | 3545 | 1/1 | 0.88 | 0.19 | 66,66,66,66 | 0 |
| 54 | MG | 1H | 3146 | 1/1 | 0.88 | 0.35 | 55,55,55,55 | 0 |
| 54 | MG | 1G | 2313 | 1/1 | 0.88 | 0.26 | 62,62,62,62 | 0 |
| 54 | MG | 1G | 2340 | 1/1 | 0.88 | 0.37 | 81,81,81,81 | 0 |
| 54 | MG | 14 | 3181 | 1/1 | 0.88 | 0.27 | 41,41,41,41 | 0 |
| 54 | MG | 1H | 3287 | 1/1 | 0.88 | 0.19 | 59,59,59,59 | 0 |
| 54 | MG | 14 | 3191 | 1/1 | 0.88 | 0.28 | 60,60,60,60 | 0 |
| 54 | MG | 14 | 3321 | 1/1 | 0.88 | 0.14 | 68,68,68,68 | 0 |
| 54 | MG | 1G | 2314 | 1/1 | 0.88 | 0.29 | 74,74,74,74 | 0 |
| 54 | MG | 14 | 3326 | 1/1 | 0.88 | 0.20 | 70,70,70,70 | 0 |
| 54 | MG | W1 | 103 | 1/1 | 0.88 | 0.29 | 73,73,73,73 | 0 |
| 54 | MG | 1H | 3561 | 1/1 | 0.88 | 0.19 | 72,72,72,72 | 0 |
| 54 | MG | 13 | 2359 | 1/1 | 0.88 | 0.17 | 78,78,78,78 | 0 |
| 54 | MG | X1 | 103 | 1/1 | 0.88 | 0.36 | 76,76,76,76 | 0 |
| 54 | MG | 14 | 3331 | 1/1 | 0.88 | 0.19 | 54,54,54,54 | 0 |
| 54 | MG | 14 | 3196 | 1/1 | 0.88 | 0.21 | 68,68,68,68 | 0 |
| 54 | MG | 1H | 3565 | 1/1 | 0.88 | 0.24 | 67,67,67,67 | 0 |
| 54 | MG | 14 | 3204 | 1/1 | 0.88 | 0.38 | 59,59,59,59 | 0 |
| 54 | MG | 14 | 3207 | 1/1 | 0.88 | 0.24 | 63,63,63,63 | 0 |
| 54 | MG | W4 | 101 | 1/1 | 0.88 | 0.42 | 88,88,88,88 | 0 |
| 54 | MG | 1G | 2316 | 1/1 | 0.88 | 0.11 | 58,58,58,58 | 0 |
| 54 | MG | 14 | 3209 | 1/1 | 0.88 | 0.22 | 47,47,47,47 | 0 |
| 54 | MG | 1H | 3167 | 1/1 | 0.88 | 0.24 | 40,40,40,40 | 0 |
| 54 | MG | 1G | 2242 | 1/1 | 0.88 | 0.48 | 81,81,81,81 | 0 |
| 54 | MG | 14 | 3348 | 1/1 | 0.88 | 0.19 | 59,59,59,59 | 0 |
| 54 | MG | 1G | 2263 | 1/1 | 0.88 | 0.28 | 61,61,61,61 | 0 |
| 54 | MG | 13 | 2241 | 1/1 | 0.88 | 0.32 | 45,45,45,45 | 0 |
| 54 | MG | 1H | 3181 | 1/1 | 0.88 | 0.32 | 37,37,37,37 | 0 |
| 54 | MG | 1H | 3182 | 1/1 | 0.88 | 0.09 | 39,39,39,39 | 0 |
| 54 | MG | 1H | 3437 | 1/1 | 0.89 | 0.28 | 73,73,73,73 | 0 |
| 54 | MG | 14 | 3528 | 1/1 | 0.89 | 0.23 | 66,66,66,66 | 0 |
| 54 | MG | 14 | 3157 | 1/1 | 0.89 | 0.23 | 45,45,45,45 | 0 |
| 54 | MG | 1H | 3148 | 1/1 | 0.89 | 0.26 | 30,30,30,30 | 0 |
| 54 | MG | 14 | 3282 | 1/1 | 0.89 | 0.29 | 47,47,47,47 | 0 |
| 54 | MG | 1H | 3288 | 1/1 | 0.89 | 0.27 | 55,55,55,55 | 0 |
| 54 | MG | 14 | 3535 | 1/1 | 0.89 | 0.07 | 60,60,60,60 | 0 |

Continued on next page...

Continued from previous page...

| Mol | Type | Chain | Res | Atoms | RSCC | RSR | B-factors(\AA^2) | Q<0.9 |
|-----|------|-------|------|-------|------|------|-----------------------------|-------|
| 54 | MG | 14 | 3536 | 1/1 | 0.89 | 0.20 | 62,62,62,62 | 0 |
| 54 | MG | 14 | 3161 | 1/1 | 0.89 | 0.20 | 45,45,45,45 | 0 |
| 54 | MG | 1H | 3150 | 1/1 | 0.89 | 0.24 | 51,51,51,51 | 0 |
| 54 | MG | 1H | 3293 | 1/1 | 0.89 | 0.09 | 37,37,37,37 | 0 |
| 54 | MG | 1H | 3154 | 1/1 | 0.89 | 0.20 | 37,37,37,37 | 0 |
| 54 | MG | 1H | 3074 | 1/1 | 0.89 | 0.20 | 43,43,43,43 | 0 |
| 54 | MG | 14 | 3545 | 1/1 | 0.89 | 0.13 | 47,47,47,47 | 0 |
| 54 | MG | 14 | 3173 | 1/1 | 0.89 | 0.28 | 60,60,60,60 | 0 |
| 54 | MG | 13 | 2274 | 1/1 | 0.89 | 0.21 | 50,50,50,50 | 0 |
| 54 | MG | 13 | 2246 | 1/1 | 0.89 | 0.42 | 62,62,62,62 | 0 |
| 54 | MG | 14 | 3297 | 1/1 | 0.89 | 0.14 | 61,61,61,61 | 0 |
| 54 | MG | 14 | 3552 | 1/1 | 0.89 | 0.16 | 49,49,49,49 | 0 |
| 54 | MG | 13 | 2301 | 1/1 | 0.89 | 0.14 | 72,72,72,72 | 0 |
| 54 | MG | 1G | 2331 | 1/1 | 0.89 | 0.31 | 72,72,72,72 | 0 |
| 54 | MG | 1H | 3307 | 1/1 | 0.89 | 0.24 | 31,31,31,31 | 0 |
| 54 | MG | 14 | 3415 | 1/1 | 0.89 | 0.25 | 59,59,59,59 | 0 |
| 54 | MG | 14 | 3183 | 1/1 | 0.89 | 0.39 | 57,57,57,57 | 0 |
| 54 | MG | 1H | 3309 | 1/1 | 0.89 | 0.18 | 37,37,37,37 | 0 |
| 54 | MG | 1H | 3466 | 1/1 | 0.89 | 0.33 | 65,65,65,65 | 0 |
| 54 | MG | 1H | 3586 | 1/1 | 0.89 | 0.24 | 62,62,62,62 | 0 |
| 54 | MG | 14 | 3568 | 1/1 | 0.89 | 0.20 | 53,53,53,53 | 0 |
| 54 | MG | 1H | 3470 | 1/1 | 0.89 | 0.10 | 43,43,43,43 | 0 |
| 54 | MG | 1H | 3165 | 1/1 | 0.89 | 0.23 | 46,46,46,46 | 0 |
| 54 | MG | 1H | 3378 | 1/1 | 0.89 | 0.15 | 51,51,51,51 | 0 |
| 54 | MG | 1H | 3481 | 1/1 | 0.89 | 0.18 | 57,57,57,57 | 0 |
| 54 | MG | 14 | 3427 | 1/1 | 0.89 | 0.32 | 52,52,52,52 | 0 |
| 54 | MG | 14 | 3312 | 1/1 | 0.89 | 0.29 | 64,64,64,64 | 0 |
| 54 | MG | 1H | 3486 | 1/1 | 0.89 | 0.17 | 40,40,40,40 | 0 |
| 54 | MG | 14 | 3315 | 1/1 | 0.89 | 0.26 | 62,62,62,62 | 0 |
| 54 | MG | 14 | 3316 | 1/1 | 0.89 | 0.26 | 59,59,59,59 | 0 |
| 54 | MG | 14 | 3205 | 1/1 | 0.89 | 0.33 | 61,61,61,61 | 0 |
| 54 | MG | 13 | 2223 | 1/1 | 0.89 | 0.34 | 48,48,48,48 | 0 |
| 54 | MG | 1H | 3168 | 1/1 | 0.89 | 0.15 | 34,34,34,34 | 0 |
| 54 | MG | 1G | 2276 | 1/1 | 0.89 | 0.17 | 82,82,82,82 | 0 |
| 54 | MG | 42 | 201 | 1/1 | 0.89 | 0.12 | 92,92,92,92 | 0 |
| 54 | MG | 14 | 3005 | 1/1 | 0.89 | 0.21 | 51,51,51,51 | 0 |
| 54 | MG | 1J | 202 | 1/1 | 0.89 | 0.20 | 79,79,79,79 | 0 |
| 54 | MG | 14 | 3322 | 1/1 | 0.89 | 0.13 | 51,51,51,51 | 0 |
| 54 | MG | 13 | 2265 | 1/1 | 0.89 | 0.36 | 51,51,51,51 | 0 |
| 54 | MG | 14 | 3015 | 1/1 | 0.89 | 0.10 | 40,40,40,40 | 0 |
| 54 | MG | 14 | 3216 | 1/1 | 0.89 | 0.23 | 56,56,56,56 | 0 |
| 54 | MG | 14 | 3022 | 1/1 | 0.89 | 0.11 | 45,45,45,45 | 0 |

Continued on next page...

Continued from previous page...

| Mol | Type | Chain | Res | Atoms | RSCC | RSR | B-factors(\AA^2) | Q<0.9 |
|-----|------|-------|------|-------|------|------|-----------------------------|-------|
| 54 | MG | 14 | 3453 | 1/1 | 0.89 | 0.23 | 44,44,44,44 | 0 |
| 54 | MG | 14 | 3454 | 1/1 | 0.89 | 0.22 | 72,72,72,72 | 0 |
| 54 | MG | 1J | 211 | 1/1 | 0.89 | 0.26 | 73,73,73,73 | 0 |
| 54 | MG | 14 | 3048 | 1/1 | 0.89 | 0.11 | 43,43,43,43 | 0 |
| 54 | MG | 1H | 3129 | 1/1 | 0.89 | 0.23 | 49,49,49,49 | 0 |
| 54 | MG | 1H | 3320 | 1/1 | 0.89 | 0.27 | 46,46,46,46 | 0 |
| 54 | MG | 1H | 3323 | 1/1 | 0.89 | 0.24 | 62,62,62,62 | 0 |
| 54 | MG | 13 | 2344 | 1/1 | 0.89 | 0.21 | 66,66,66,66 | 0 |
| 54 | MG | 1H | 3329 | 1/1 | 0.89 | 0.06 | 46,46,46,46 | 0 |
| 54 | MG | 14 | 3343 | 1/1 | 0.89 | 0.20 | 62,62,62,62 | 0 |
| 54 | MG | 5E | 201 | 1/1 | 0.89 | 0.26 | 66,66,66,66 | 0 |
| 54 | MG | 14 | 3466 | 1/1 | 0.89 | 0.26 | 68,68,68,68 | 0 |
| 54 | MG | 1H | 3248 | 1/1 | 0.89 | 0.30 | 56,56,56,56 | 0 |
| 54 | MG | 1H | 3251 | 1/1 | 0.89 | 0.12 | 47,47,47,47 | 0 |
| 54 | MG | 14 | 3229 | 1/1 | 0.89 | 0.34 | 64,64,64,64 | 0 |
| 54 | MG | 1H | 3254 | 1/1 | 0.89 | 0.18 | 47,47,47,47 | 0 |
| 54 | MG | 88 | 303 | 1/1 | 0.89 | 0.30 | 56,56,56,56 | 0 |
| 54 | MG | 1H | 3510 | 1/1 | 0.89 | 0.37 | 48,48,48,48 | 0 |
| 54 | MG | 14 | 3350 | 1/1 | 0.89 | 0.12 | 77,77,77,77 | 0 |
| 54 | MG | 1H | 3133 | 1/1 | 0.89 | 0.36 | 47,47,47,47 | 0 |
| 54 | MG | 14 | 3479 | 1/1 | 0.89 | 0.17 | 56,56,56,56 | 0 |
| 54 | MG | 14 | 3115 | 1/1 | 0.89 | 0.22 | 54,54,54,54 | 0 |
| 54 | MG | 1H | 3407 | 1/1 | 0.89 | 0.17 | 65,65,65,65 | 0 |
| 54 | MG | 98 | 201 | 1/1 | 0.89 | 0.14 | 56,56,56,56 | 0 |
| 54 | MG | 1H | 3340 | 1/1 | 0.89 | 0.34 | 59,59,59,59 | 0 |
| 54 | MG | 14 | 3123 | 1/1 | 0.89 | 0.19 | 45,45,45,45 | 0 |
| 54 | MG | 55 | 202 | 1/1 | 0.89 | 0.13 | 57,57,57,57 | 0 |
| 54 | MG | 14 | 3489 | 1/1 | 0.89 | 0.18 | 49,49,49,49 | 0 |
| 54 | MG | 13 | 2378 | 1/1 | 0.89 | 0.33 | 73,73,73,73 | 0 |
| 54 | MG | 1H | 3258 | 1/1 | 0.89 | 0.22 | 55,55,55,55 | 0 |
| 54 | MG | 1H | 3417 | 1/1 | 0.89 | 0.22 | 38,38,38,38 | 0 |
| 54 | MG | 14 | 3363 | 1/1 | 0.89 | 0.39 | 63,63,63,63 | 0 |
| 54 | MG | 1H | 3538 | 1/1 | 0.89 | 0.10 | 45,45,45,45 | 0 |
| 54 | MG | 1H | 3539 | 1/1 | 0.89 | 0.28 | 76,76,76,76 | 0 |
| 54 | MG | 1H | 3020 | 1/1 | 0.89 | 0.14 | 39,39,39,39 | 0 |
| 54 | MG | 14 | 3504 | 1/1 | 0.89 | 0.21 | 71,71,71,71 | 0 |
| 54 | MG | 1H | 3544 | 1/1 | 0.89 | 0.12 | 57,57,57,57 | 0 |
| 54 | MG | 14 | 3371 | 1/1 | 0.89 | 0.09 | 50,50,50,50 | 0 |
| 54 | MG | X1 | 108 | 1/1 | 0.89 | 0.33 | 77,77,77,77 | 0 |
| 54 | MG | 14 | 3141 | 1/1 | 0.89 | 0.24 | 51,51,51,51 | 0 |
| 54 | MG | 14 | 3377 | 1/1 | 0.89 | 0.11 | 49,49,49,49 | 0 |
| 54 | MG | 1G | 2354 | 1/1 | 0.89 | 0.35 | 62,62,62,62 | 0 |

Continued on next page...

Continued from previous page...

| Mol | Type | Chain | Res | Atoms | RSCC | RSR | B-factors(\AA^2) | Q<0.9 |
|-----|------|-------|------|-------|------|------|-----------------------------|-------|
| 54 | MG | 1G | 2281 | 1/1 | 0.89 | 0.15 | 70,70,70,70 | 0 |
| 54 | MG | 14 | 3146 | 1/1 | 0.89 | 0.32 | 54,54,54,54 | 0 |
| 54 | MG | 1G | 2218 | 1/1 | 0.89 | 0.35 | 54,54,54,54 | 0 |
| 54 | MG | 14 | 3264 | 1/1 | 0.89 | 0.28 | 44,44,44,44 | 0 |
| 54 | MG | 1H | 3429 | 1/1 | 0.89 | 0.13 | 41,41,41,41 | 0 |
| 54 | MG | 1H | 3213 | 1/1 | 0.89 | 0.33 | 34,34,34,34 | 0 |
| 54 | MG | 1H | 3558 | 1/1 | 0.89 | 0.10 | 56,56,56,56 | 0 |
| 54 | MG | 1G | 2219 | 1/1 | 0.89 | 0.27 | 59,59,59,59 | 0 |
| 54 | MG | 14 | 3201 | 1/1 | 0.90 | 0.21 | 42,42,42,42 | 0 |
| 54 | MG | 1H | 3399 | 1/1 | 0.90 | 0.15 | 55,55,55,55 | 0 |
| 54 | MG | 14 | 3418 | 1/1 | 0.90 | 0.24 | 59,59,59,59 | 0 |
| 54 | MG | 11 | 302 | 1/1 | 0.90 | 0.17 | 46,46,46,46 | 0 |
| 54 | MG | 1H | 3210 | 1/1 | 0.90 | 0.17 | 44,44,44,44 | 0 |
| 54 | MG | 13 | 2264 | 1/1 | 0.90 | 0.32 | 74,74,74,74 | 0 |
| 54 | MG | 1H | 3271 | 1/1 | 0.90 | 0.23 | 57,57,57,57 | 0 |
| 54 | MG | 1H | 3272 | 1/1 | 0.90 | 0.15 | 47,47,47,47 | 0 |
| 54 | MG | 1H | 3411 | 1/1 | 0.90 | 0.09 | 50,50,50,50 | 0 |
| 54 | MG | 1H | 3508 | 1/1 | 0.90 | 0.30 | 36,36,36,36 | 0 |
| 54 | MG | 1G | 2283 | 1/1 | 0.90 | 0.20 | 68,68,68,68 | 0 |
| 54 | MG | 13 | 2326 | 1/1 | 0.90 | 0.24 | 59,59,59,59 | 0 |
| 54 | MG | 1H | 3415 | 1/1 | 0.90 | 0.11 | 61,61,61,61 | 0 |
| 54 | MG | 1H | 3416 | 1/1 | 0.90 | 0.27 | 72,72,72,72 | 0 |
| 54 | MG | 14 | 3324 | 1/1 | 0.90 | 0.24 | 67,67,67,67 | 0 |
| 54 | MG | 14 | 3108 | 1/1 | 0.90 | 0.29 | 47,47,47,47 | 0 |
| 54 | MG | 14 | 3111 | 1/1 | 0.90 | 0.17 | 41,41,41,41 | 0 |
| 54 | MG | 1H | 3518 | 1/1 | 0.90 | 0.14 | 41,41,41,41 | 0 |
| 54 | MG | 1H | 3348 | 1/1 | 0.90 | 0.23 | 47,47,47,47 | 0 |
| 54 | MG | 1H | 3528 | 1/1 | 0.90 | 0.22 | 58,58,58,58 | 0 |
| 54 | MG | 1H | 3533 | 1/1 | 0.90 | 0.23 | 46,46,46,46 | 0 |
| 54 | MG | 1H | 3534 | 1/1 | 0.90 | 0.11 | 43,43,43,43 | 0 |
| 54 | MG | 1H | 3057 | 1/1 | 0.90 | 0.16 | 46,46,46,46 | 0 |
| 54 | MG | 14 | 3449 | 1/1 | 0.90 | 0.13 | 53,53,53,53 | 0 |
| 54 | MG | 1H | 3285 | 1/1 | 0.90 | 0.17 | 69,69,69,69 | 0 |
| 54 | MG | 1G | 2235 | 1/1 | 0.90 | 0.37 | 64,64,64,64 | 0 |
| 54 | MG | 1H | 3222 | 1/1 | 0.90 | 0.23 | 40,40,40,40 | 0 |
| 54 | MG | 16 | 214 | 1/1 | 0.90 | 0.36 | 66,66,66,66 | 0 |
| 54 | MG | 1G | 2305 | 1/1 | 0.90 | 0.09 | 77,77,77,77 | 0 |
| 54 | MG | 13 | 2229 | 1/1 | 0.90 | 0.23 | 68,68,68,68 | 0 |
| 54 | MG | 13 | 2280 | 1/1 | 0.90 | 0.49 | 63,63,63,63 | 0 |
| 54 | MG | 14 | 3240 | 1/1 | 0.90 | 0.22 | 59,59,59,59 | 0 |
| 54 | MG | 1G | 2238 | 1/1 | 0.90 | 0.26 | 69,69,69,69 | 0 |
| 54 | MG | 1G | 2353 | 1/1 | 0.90 | 0.46 | 65,65,65,65 | 0 |

Continued on next page...

Continued from previous page...

| Mol | Type | Chain | Res | Atoms | RSCC | RSR | B-factors(Å ²) | Q<0.9 |
|-----|------|-------|------|-------|------|------|----------------------------|-------|
| 54 | MG | 1H | 3364 | 1/1 | 0.90 | 0.23 | 57,57,57,57 | 0 |
| 54 | MG | 13 | 2253 | 1/1 | 0.90 | 0.23 | 49,49,49,49 | 0 |
| 54 | MG | 1H | 3162 | 1/1 | 0.90 | 0.38 | 55,55,55,55 | 0 |
| 54 | MG | 1H | 3367 | 1/1 | 0.90 | 0.19 | 57,57,57,57 | 0 |
| 54 | MG | 1H | 3451 | 1/1 | 0.90 | 0.30 | 37,37,37,37 | 0 |
| 54 | MG | 14 | 3472 | 1/1 | 0.90 | 0.17 | 58,58,58,58 | 0 |
| 54 | MG | 14 | 3356 | 1/1 | 0.90 | 0.15 | 51,51,51,51 | 0 |
| 54 | MG | 1H | 3164 | 1/1 | 0.90 | 0.21 | 45,45,45,45 | 0 |
| 54 | MG | 14 | 3360 | 1/1 | 0.90 | 0.34 | 59,59,59,59 | 0 |
| 54 | MG | 14 | 3476 | 1/1 | 0.90 | 0.17 | 57,57,57,57 | 0 |
| 54 | MG | 1H | 3564 | 1/1 | 0.90 | 0.26 | 47,47,47,47 | 0 |
| 54 | MG | 14 | 3256 | 1/1 | 0.90 | 0.20 | 38,38,38,38 | 0 |
| 54 | MG | 1H | 3104 | 1/1 | 0.90 | 0.20 | 30,30,30,30 | 0 |
| 54 | MG | 31 | 301 | 1/1 | 0.90 | 0.08 | 37,37,37,37 | 0 |
| 54 | MG | 1H | 3107 | 1/1 | 0.90 | 0.24 | 33,33,33,33 | 0 |
| 54 | MG | 14 | 3365 | 1/1 | 0.90 | 0.17 | 56,56,56,56 | 0 |
| 54 | MG | 1H | 3457 | 1/1 | 0.90 | 0.29 | 35,35,35,35 | 0 |
| 54 | MG | 1H | 3460 | 1/1 | 0.90 | 0.14 | 61,61,61,61 | 0 |
| 54 | MG | 1G | 2223 | 1/1 | 0.90 | 0.18 | 66,66,66,66 | 0 |
| 54 | MG | 1H | 3462 | 1/1 | 0.90 | 0.20 | 53,53,53,53 | 0 |
| 54 | MG | 14 | 3492 | 1/1 | 0.90 | 0.18 | 42,42,42,42 | 0 |
| 54 | MG | 1H | 3240 | 1/1 | 0.90 | 0.28 | 56,56,56,56 | 0 |
| 54 | MG | 1H | 3241 | 1/1 | 0.90 | 0.26 | 48,48,48,48 | 0 |
| 54 | MG | 13 | 2220 | 1/1 | 0.90 | 0.34 | 60,60,60,60 | 0 |
| 54 | MG | 1H | 3243 | 1/1 | 0.90 | 0.30 | 59,59,59,59 | 0 |
| 54 | MG | 14 | 3274 | 1/1 | 0.90 | 0.26 | 59,59,59,59 | 0 |
| 54 | MG | 14 | 3170 | 1/1 | 0.90 | 0.36 | 42,42,42,42 | 0 |
| 54 | MG | 14 | 3171 | 1/1 | 0.90 | 0.23 | 40,40,40,40 | 0 |
| 54 | MG | 14 | 3386 | 1/1 | 0.90 | 0.13 | 47,47,47,47 | 0 |
| 54 | MG | 1H | 3244 | 1/1 | 0.90 | 0.34 | 33,33,33,33 | 0 |
| 54 | MG | 13 | 2340 | 1/1 | 0.90 | 0.14 | 52,52,52,52 | 0 |
| 54 | MG | 14 | 3287 | 1/1 | 0.90 | 0.39 | 56,56,56,56 | 0 |
| 54 | MG | 1H | 3474 | 1/1 | 0.90 | 0.23 | 51,51,51,51 | 0 |
| 54 | MG | 1H | 3478 | 1/1 | 0.90 | 0.09 | 52,52,52,52 | 0 |
| 54 | MG | 14 | 3179 | 1/1 | 0.90 | 0.22 | 53,53,53,53 | 0 |
| 54 | MG | 1H | 3589 | 1/1 | 0.90 | 0.10 | 45,45,45,45 | 0 |
| 54 | MG | 1H | 3385 | 1/1 | 0.90 | 0.17 | 61,61,61,61 | 0 |
| 54 | MG | A8 | 201 | 1/1 | 0.90 | 0.26 | 60,60,60,60 | 0 |
| 54 | MG | 14 | 3184 | 1/1 | 0.90 | 0.23 | 45,45,45,45 | 0 |
| 54 | MG | 14 | 3185 | 1/1 | 0.90 | 0.18 | 48,48,48,48 | 0 |
| 54 | MG | 14 | 3188 | 1/1 | 0.90 | 0.29 | 53,53,53,53 | 0 |
| 54 | MG | 13 | 2248 | 1/1 | 0.90 | 0.41 | 57,57,57,57 | 0 |

Continued on next page...

Continued from previous page...

| Mol | Type | Chain | Res | Atoms | RSCC | RSR | B-factors(\AA^2) | Q<0.9 |
|-----|------|-------|------|-------|------|------|-----------------------------|-------|
| 54 | MG | 1G | 2247 | 1/1 | 0.90 | 0.41 | 74,74,74,74 | 0 |
| 54 | MG | 14 | 3403 | 1/1 | 0.90 | 0.21 | 63,63,63,63 | 0 |
| 54 | MG | 14 | 3404 | 1/1 | 0.90 | 0.20 | 60,60,60,60 | 0 |
| 54 | MG | 14 | 3301 | 1/1 | 0.90 | 0.23 | 65,65,65,65 | 0 |
| 54 | MG | 14 | 3533 | 1/1 | 0.90 | 0.32 | 58,58,58,58 | 0 |
| 54 | MG | 1H | 3327 | 1/1 | 0.90 | 0.14 | 54,54,54,54 | 0 |
| 54 | MG | 1H | 3136 | 1/1 | 0.90 | 0.24 | 47,47,47,47 | 0 |
| 54 | MG | 14 | 3194 | 1/1 | 0.90 | 0.16 | 52,52,52,52 | 0 |
| 54 | MG | 1G | 2280 | 1/1 | 0.90 | 0.24 | 62,62,62,62 | 0 |
| 54 | MG | 14 | 3538 | 1/1 | 0.90 | 0.29 | 74,74,74,74 | 0 |
| 54 | MG | 1H | 3194 | 1/1 | 0.90 | 0.27 | 46,46,46,46 | 0 |
| 54 | MG | 14 | 3197 | 1/1 | 0.90 | 0.26 | 45,45,45,45 | 0 |
| 54 | MG | 14 | 3414 | 1/1 | 0.90 | 0.25 | 67,67,67,67 | 0 |
| 54 | MG | 1H | 3443 | 1/1 | 0.91 | 0.20 | 52,52,52,52 | 0 |
| 54 | MG | 1H | 3447 | 1/1 | 0.91 | 0.11 | 59,59,59,59 | 0 |
| 54 | MG | 14 | 3435 | 1/1 | 0.91 | 0.10 | 58,58,58,58 | 0 |
| 54 | MG | 1H | 3371 | 1/1 | 0.91 | 0.19 | 60,60,60,60 | 0 |
| 54 | MG | 14 | 3230 | 1/1 | 0.91 | 0.13 | 67,67,67,67 | 0 |
| 54 | MG | 14 | 3129 | 1/1 | 0.91 | 0.35 | 45,45,45,45 | 0 |
| 54 | MG | 1H | 3001 | 1/1 | 0.91 | 0.33 | 33,33,33,33 | 0 |
| 54 | MG | 14 | 3441 | 1/1 | 0.91 | 0.14 | 76,76,76,76 | 0 |
| 54 | MG | 1H | 3260 | 1/1 | 0.91 | 0.18 | 37,37,37,37 | 0 |
| 54 | MG | 1G | 2230 | 1/1 | 0.91 | 0.14 | 57,57,57,57 | 0 |
| 54 | MG | 14 | 3237 | 1/1 | 0.91 | 0.22 | 56,56,56,56 | 0 |
| 54 | MG | 1H | 3550 | 1/1 | 0.91 | 0.29 | 58,58,58,58 | 0 |
| 54 | MG | 1H | 3265 | 1/1 | 0.91 | 0.20 | 58,58,58,58 | 0 |
| 54 | MG | 1H | 3326 | 1/1 | 0.91 | 0.36 | 68,68,68,68 | 0 |
| 54 | MG | 14 | 3450 | 1/1 | 0.91 | 0.21 | 57,57,57,57 | 0 |
| 54 | MG | 1H | 3456 | 1/1 | 0.91 | 0.35 | 62,62,62,62 | 0 |
| 54 | MG | 14 | 3243 | 1/1 | 0.91 | 0.31 | 76,76,76,76 | 0 |
| 54 | MG | 1H | 3559 | 1/1 | 0.91 | 0.08 | 61,61,61,61 | 0 |
| 54 | MG | 16 | 202 | 1/1 | 0.91 | 0.29 | 64,64,64,64 | 0 |
| 54 | MG | 1H | 3381 | 1/1 | 0.91 | 0.31 | 58,58,58,58 | 0 |
| 54 | MG | 1H | 3382 | 1/1 | 0.91 | 0.19 | 53,53,53,53 | 0 |
| 54 | MG | 1H | 3108 | 1/1 | 0.91 | 0.30 | 30,30,30,30 | 0 |
| 54 | MG | 1H | 3328 | 1/1 | 0.91 | 0.21 | 49,49,49,49 | 0 |
| 54 | MG | 16 | 210 | 1/1 | 0.91 | 0.18 | 58,58,58,58 | 0 |
| 54 | MG | 14 | 3155 | 1/1 | 0.91 | 0.30 | 39,39,39,39 | 0 |
| 54 | MG | 16 | 212 | 1/1 | 0.91 | 0.16 | 67,67,67,67 | 0 |
| 54 | MG | 1H | 3270 | 1/1 | 0.91 | 0.16 | 55,55,55,55 | 0 |
| 54 | MG | 1H | 3110 | 1/1 | 0.91 | 0.28 | 47,47,47,47 | 0 |
| 54 | MG | 1H | 3035 | 1/1 | 0.91 | 0.11 | 60,60,60,60 | 0 |

Continued on next page...

Continued from previous page...

| Mol | Type | Chain | Res | Atoms | RSCC | RSR | B-factors(\AA^2) | Q<0.9 |
|-----|------|-------|------|-------|------|------|-----------------------------|-------|
| 54 | MG | 13 | 2240 | 1/1 | 0.91 | 0.46 | 74,74,74,74 | 0 |
| 54 | MG | 14 | 3467 | 1/1 | 0.91 | 0.21 | 66,66,66,66 | 0 |
| 54 | MG | 14 | 3160 | 1/1 | 0.91 | 0.18 | 54,54,54,54 | 0 |
| 54 | MG | 1H | 3469 | 1/1 | 0.91 | 0.14 | 47,47,47,47 | 0 |
| 54 | MG | 14 | 3162 | 1/1 | 0.91 | 0.35 | 44,44,44,44 | 0 |
| 54 | MG | 1H | 3577 | 1/1 | 0.91 | 0.09 | 51,51,51,51 | 0 |
| 54 | MG | 1H | 3337 | 1/1 | 0.91 | 0.17 | 55,55,55,55 | 0 |
| 54 | MG | 1H | 3338 | 1/1 | 0.91 | 0.13 | 48,48,48,48 | 0 |
| 54 | MG | 13 | 2348 | 1/1 | 0.91 | 0.22 | 58,58,58,58 | 0 |
| 54 | MG | 1H | 3475 | 1/1 | 0.91 | 0.10 | 49,49,49,49 | 0 |
| 54 | MG | 14 | 3375 | 1/1 | 0.91 | 0.22 | 71,71,71,71 | 0 |
| 54 | MG | 14 | 3376 | 1/1 | 0.91 | 0.17 | 51,51,51,51 | 0 |
| 54 | MG | 1J | 212 | 1/1 | 0.91 | 0.08 | 81,81,81,81 | 0 |
| 54 | MG | 13 | 2236 | 1/1 | 0.91 | 0.17 | 54,54,54,54 | 0 |
| 54 | MG | 14 | 3172 | 1/1 | 0.91 | 0.28 | 48,48,48,48 | 0 |
| 54 | MG | 14 | 3379 | 1/1 | 0.91 | 0.13 | 67,67,67,67 | 0 |
| 54 | MG | 1H | 3284 | 1/1 | 0.91 | 0.13 | 44,44,44,44 | 0 |
| 54 | MG | 14 | 3174 | 1/1 | 0.91 | 0.23 | 53,53,53,53 | 0 |
| 54 | MG | 13 | 2315 | 1/1 | 0.91 | 0.34 | 67,67,67,67 | 0 |
| 54 | MG | 14 | 3491 | 1/1 | 0.91 | 0.15 | 52,52,52,52 | 0 |
| 54 | MG | 31 | 303 | 1/1 | 0.91 | 0.23 | 63,63,63,63 | 0 |
| 54 | MG | 1H | 3401 | 1/1 | 0.91 | 0.23 | 31,31,31,31 | 0 |
| 54 | MG | 14 | 3285 | 1/1 | 0.91 | 0.21 | 59,59,59,59 | 0 |
| 54 | MG | 1H | 3170 | 1/1 | 0.91 | 0.24 | 32,32,32,32 | 0 |
| 54 | MG | E5 | 202 | 1/1 | 0.91 | 0.28 | 60,60,60,60 | 0 |
| 54 | MG | 1H | 3405 | 1/1 | 0.91 | 0.28 | 62,62,62,62 | 0 |
| 54 | MG | 1H | 3061 | 1/1 | 0.91 | 0.09 | 68,68,68,68 | 0 |
| 54 | MG | 1G | 2306 | 1/1 | 0.91 | 0.16 | 76,76,76,76 | 0 |
| 54 | MG | 1H | 3408 | 1/1 | 0.91 | 0.17 | 51,51,51,51 | 0 |
| 54 | MG | 1H | 3349 | 1/1 | 0.91 | 0.12 | 39,39,39,39 | 0 |
| 54 | MG | 13 | 2219 | 1/1 | 0.91 | 0.21 | 60,60,60,60 | 0 |
| 54 | MG | 14 | 3507 | 1/1 | 0.91 | 0.20 | 50,50,50,50 | 0 |
| 54 | MG | 14 | 3187 | 1/1 | 0.91 | 0.27 | 47,47,47,47 | 0 |
| 54 | MG | 1H | 3499 | 1/1 | 0.91 | 0.32 | 49,49,49,49 | 0 |
| 54 | MG | 1H | 3079 | 1/1 | 0.91 | 0.21 | 59,59,59,59 | 0 |
| 54 | MG | 13 | 2354 | 1/1 | 0.91 | 0.17 | 70,70,70,70 | 0 |
| 54 | MG | 1H | 3298 | 1/1 | 0.91 | 0.20 | 45,45,45,45 | 0 |
| 54 | MG | 1H | 3356 | 1/1 | 0.91 | 0.15 | 45,45,45,45 | 0 |
| 54 | MG | 1H | 3082 | 1/1 | 0.91 | 0.32 | 57,57,57,57 | 0 |
| 54 | MG | 1H | 3143 | 1/1 | 0.91 | 0.21 | 64,64,64,64 | 0 |
| 54 | MG | 14 | 3049 | 1/1 | 0.91 | 0.15 | 52,52,52,52 | 0 |
| 54 | MG | 14 | 3051 | 1/1 | 0.91 | 0.13 | 71,71,71,71 | 0 |

Continued on next page...

Continued from previous page...

| Mol | Type | Chain | Res | Atoms | RSCC | RSR | B-factors(\AA^2) | Q<0.9 |
|-----|------|-------|------|-------|------|------|-----------------------------|-------|
| 54 | MG | 14 | 3198 | 1/1 | 0.91 | 0.40 | 40,40,40,40 | 0 |
| 54 | MG | 14 | 3523 | 1/1 | 0.91 | 0.12 | 52,52,52,52 | 0 |
| 54 | MG | 1H | 3089 | 1/1 | 0.91 | 0.13 | 38,38,38,38 | 0 |
| 54 | MG | 1H | 3423 | 1/1 | 0.91 | 0.24 | 55,55,55,55 | 0 |
| 54 | MG | 1H | 3196 | 1/1 | 0.91 | 0.29 | 35,35,35,35 | 0 |
| 54 | MG | 1H | 3515 | 1/1 | 0.91 | 0.17 | 38,38,38,38 | 0 |
| 54 | MG | 1H | 3426 | 1/1 | 0.91 | 0.16 | 56,56,56,56 | 0 |
| 54 | MG | 1G | 2210 | 1/1 | 0.91 | 0.17 | 67,67,67,67 | 0 |
| 54 | MG | 1H | 3520 | 1/1 | 0.91 | 0.13 | 51,51,51,51 | 0 |
| 54 | MG | 1H | 3200 | 1/1 | 0.91 | 0.33 | 37,37,37,37 | 0 |
| 54 | MG | 1G | 2324 | 1/1 | 0.91 | 0.20 | 60,60,60,60 | 0 |
| 54 | MG | 1H | 3529 | 1/1 | 0.91 | 0.11 | 42,42,42,42 | 0 |
| 54 | MG | 1H | 3530 | 1/1 | 0.91 | 0.18 | 48,48,48,48 | 0 |
| 54 | MG | 1H | 3250 | 1/1 | 0.91 | 0.11 | 47,47,47,47 | 0 |
| 54 | MG | 14 | 3539 | 1/1 | 0.91 | 0.27 | 72,72,72,72 | 0 |
| 54 | MG | 1H | 3153 | 1/1 | 0.91 | 0.23 | 45,45,45,45 | 0 |
| 54 | MG | 1H | 3535 | 1/1 | 0.91 | 0.13 | 39,39,39,39 | 0 |
| 54 | MG | 1G | 2212 | 1/1 | 0.91 | 0.11 | 104,104,104,104 | 0 |
| 54 | MG | 14 | 3120 | 1/1 | 0.91 | 0.25 | 45,45,45,45 | 0 |
| 53 | 8UZ | 13 | 2201 | 33/33 | 0.91 | 0.10 | 55,55,55,55 | 0 |
| 54 | MG | 1H | 3216 | 1/1 | 0.91 | 0.23 | 48,48,48,48 | 0 |
| 55 | ZN | G8 | 201 | 1/1 | 0.91 | 0.16 | 95,95,95,95 | 0 |
| 54 | MG | 1H | 3425 | 1/1 | 0.92 | 0.09 | 46,46,46,46 | 0 |
| 54 | MG | 14 | 3140 | 1/1 | 0.92 | 0.25 | 44,44,44,44 | 0 |
| 54 | MG | 14 | 3253 | 1/1 | 0.92 | 0.51 | 55,55,55,55 | 0 |
| 54 | MG | 1H | 3144 | 1/1 | 0.92 | 0.10 | 47,47,47,47 | 0 |
| 54 | MG | 1H | 3273 | 1/1 | 0.92 | 0.26 | 60,60,60,60 | 0 |
| 54 | MG | 14 | 3526 | 1/1 | 0.92 | 0.24 | 50,50,50,50 | 0 |
| 54 | MG | 1H | 3276 | 1/1 | 0.92 | 0.22 | 57,57,57,57 | 0 |
| 54 | MG | 14 | 3145 | 1/1 | 0.92 | 0.34 | 60,60,60,60 | 0 |
| 54 | MG | 1H | 3431 | 1/1 | 0.92 | 0.12 | 45,45,45,45 | 0 |
| 54 | MG | 14 | 3261 | 1/1 | 0.92 | 0.31 | 51,51,51,51 | 0 |
| 54 | MG | 14 | 3392 | 1/1 | 0.92 | 0.24 | 49,49,49,49 | 0 |
| 54 | MG | 1H | 3352 | 1/1 | 0.92 | 0.27 | 61,61,61,61 | 0 |
| 54 | MG | 13 | 2210 | 1/1 | 0.92 | 0.08 | 82,82,82,82 | 0 |
| 54 | MG | 1H | 3215 | 1/1 | 0.92 | 0.19 | 45,45,45,45 | 0 |
| 54 | MG | 1H | 3547 | 1/1 | 0.92 | 0.07 | 41,41,41,41 | 0 |
| 54 | MG | 1H | 3438 | 1/1 | 0.92 | 0.12 | 54,54,54,54 | 0 |
| 54 | MG | 1H | 3282 | 1/1 | 0.92 | 0.26 | 61,61,61,61 | 0 |
| 54 | MG | 1H | 3552 | 1/1 | 0.92 | 0.07 | 52,52,52,52 | 0 |
| 54 | MG | 1H | 3090 | 1/1 | 0.92 | 0.24 | 49,49,49,49 | 0 |
| 54 | MG | 11 | 301 | 1/1 | 0.92 | 0.17 | 34,34,34,34 | 0 |

Continued on next page...

Continued from previous page...

| Mol | Type | Chain | Res | Atoms | RSCC | RSR | B-factors(\AA^2) | Q<0.9 |
|-----|------|-------|------|-------|------|------|-----------------------------|-------|
| 54 | MG | 1H | 3360 | 1/1 | 0.92 | 0.12 | 46,46,46,46 | 0 |
| 54 | MG | 14 | 3279 | 1/1 | 0.92 | 0.28 | 66,66,66,66 | 0 |
| 54 | MG | 14 | 3547 | 1/1 | 0.92 | 0.09 | 48,48,48,48 | 0 |
| 54 | MG | 14 | 3280 | 1/1 | 0.92 | 0.16 | 56,56,56,56 | 0 |
| 54 | MG | 14 | 3281 | 1/1 | 0.92 | 0.22 | 61,61,61,61 | 0 |
| 54 | MG | 1G | 2380 | 1/1 | 0.92 | 0.11 | 70,70,70,70 | 0 |
| 54 | MG | 1H | 3221 | 1/1 | 0.92 | 0.29 | 42,42,42,42 | 0 |
| 54 | MG | 14 | 3408 | 1/1 | 0.92 | 0.07 | 52,52,52,52 | 0 |
| 54 | MG | 1H | 3098 | 1/1 | 0.92 | 0.14 | 35,35,35,35 | 0 |
| 54 | MG | 13 | 2350 | 1/1 | 0.92 | 0.12 | 53,53,53,53 | 0 |
| 54 | MG | 1H | 3563 | 1/1 | 0.92 | 0.23 | 57,57,57,57 | 0 |
| 54 | MG | 1H | 3289 | 1/1 | 0.92 | 0.21 | 56,56,56,56 | 0 |
| 54 | MG | 1H | 3290 | 1/1 | 0.92 | 0.29 | 39,39,39,39 | 0 |
| 54 | MG | 14 | 3168 | 1/1 | 0.92 | 0.29 | 47,47,47,47 | 0 |
| 54 | MG | 1H | 3224 | 1/1 | 0.92 | 0.25 | 42,42,42,42 | 0 |
| 54 | MG | 1H | 3292 | 1/1 | 0.92 | 0.09 | 45,45,45,45 | 0 |
| 54 | MG | 1H | 3568 | 1/1 | 0.92 | 0.13 | 61,61,61,61 | 0 |
| 54 | MG | 68 | 201 | 1/1 | 0.92 | 0.26 | 62,62,62,62 | 0 |
| 54 | MG | 68 | 202 | 1/1 | 0.92 | 0.18 | 63,63,63,63 | 0 |
| 54 | MG | 14 | 3420 | 1/1 | 0.92 | 0.31 | 44,44,44,44 | 0 |
| 54 | MG | 19 | 301 | 1/1 | 0.92 | 0.14 | 54,54,54,54 | 0 |
| 54 | MG | 19 | 303 | 1/1 | 0.92 | 0.28 | 37,37,37,37 | 0 |
| 54 | MG | 13 | 2303 | 1/1 | 0.92 | 0.25 | 70,70,70,70 | 0 |
| 54 | MG | 1G | 2303 | 1/1 | 0.92 | 0.16 | 72,72,72,72 | 0 |
| 54 | MG | 1G | 2257 | 1/1 | 0.92 | 0.22 | 66,66,66,66 | 0 |
| 54 | MG | 1H | 3302 | 1/1 | 0.92 | 0.37 | 44,44,44,44 | 0 |
| 54 | MG | 1H | 3163 | 1/1 | 0.92 | 0.17 | 43,43,43,43 | 0 |
| 54 | MG | 16 | 205 | 1/1 | 0.92 | 0.34 | 58,58,58,58 | 0 |
| 54 | MG | 1H | 3233 | 1/1 | 0.92 | 0.16 | 36,36,36,36 | 0 |
| 54 | MG | 1G | 2243 | 1/1 | 0.92 | 0.37 | 76,76,76,76 | 0 |
| 54 | MG | 1H | 3116 | 1/1 | 0.92 | 0.24 | 43,43,43,43 | 0 |
| 54 | MG | 1H | 3117 | 1/1 | 0.92 | 0.34 | 42,42,42,42 | 0 |
| 54 | MG | 1H | 3118 | 1/1 | 0.92 | 0.28 | 38,38,38,38 | 0 |
| 54 | MG | 1H | 3169 | 1/1 | 0.92 | 0.16 | 36,36,36,36 | 0 |
| 54 | MG | 1H | 3119 | 1/1 | 0.92 | 0.17 | 36,36,36,36 | 0 |
| 54 | MG | 14 | 3190 | 1/1 | 0.92 | 0.21 | 38,38,38,38 | 0 |
| 54 | MG | 14 | 3313 | 1/1 | 0.92 | 0.15 | 50,50,50,50 | 0 |
| 54 | MG | 29 | 302 | 1/1 | 0.92 | 0.27 | 47,47,47,47 | 0 |
| 54 | MG | 1H | 3387 | 1/1 | 0.92 | 0.20 | 55,55,55,55 | 0 |
| 54 | MG | 1H | 3173 | 1/1 | 0.92 | 0.24 | 50,50,50,50 | 0 |
| 54 | MG | 1H | 3596 | 1/1 | 0.92 | 0.22 | 49,49,49,49 | 0 |
| 54 | MG | 1J | 203 | 1/1 | 0.92 | 0.32 | 67,67,67,67 | 0 |

Continued on next page...

Continued from previous page...

| Mol | Type | Chain | Res | Atoms | RSCC | RSR | B-factors(\AA^2) | Q<0.9 |
|-----|------|-------|------|-------|------|------|-----------------------------|-------|
| 54 | MG | 1H | 3391 | 1/1 | 0.92 | 0.22 | 56,56,56,56 | 0 |
| 54 | MG | 14 | 3447 | 1/1 | 0.92 | 0.15 | 59,59,59,59 | 0 |
| 54 | MG | 1H | 3123 | 1/1 | 0.92 | 0.24 | 40,40,40,40 | 0 |
| 54 | MG | 1G | 2307 | 1/1 | 0.92 | 0.34 | 70,70,70,70 | 0 |
| 54 | MG | L8 | 101 | 1/1 | 0.92 | 0.29 | 54,54,54,54 | 0 |
| 54 | MG | 1H | 3179 | 1/1 | 0.92 | 0.24 | 55,55,55,55 | 0 |
| 54 | MG | 1G | 2232 | 1/1 | 0.92 | 0.24 | 52,52,52,52 | 0 |
| 54 | MG | 14 | 3323 | 1/1 | 0.92 | 0.07 | 46,46,46,46 | 0 |
| 54 | MG | 14 | 3009 | 1/1 | 0.92 | 0.21 | 53,53,53,53 | 0 |
| 54 | MG | 14 | 3455 | 1/1 | 0.92 | 0.27 | 60,60,60,60 | 0 |
| 54 | MG | 14 | 3456 | 1/1 | 0.92 | 0.18 | 56,56,56,56 | 0 |
| 54 | MG | 1G | 2275 | 1/1 | 0.92 | 0.31 | 52,52,52,52 | 0 |
| 54 | MG | 78 | 203 | 1/1 | 0.92 | 0.23 | 40,40,40,40 | 0 |
| 54 | MG | 1H | 3398 | 1/1 | 0.92 | 0.08 | 55,55,55,55 | 0 |
| 54 | MG | 1H | 3494 | 1/1 | 0.92 | 0.28 | 62,62,62,62 | 0 |
| 54 | MG | 14 | 3038 | 1/1 | 0.92 | 0.12 | 54,54,54,54 | 0 |
| 54 | MG | 1H | 3132 | 1/1 | 0.92 | 0.14 | 65,65,65,65 | 0 |
| 54 | MG | 14 | 3332 | 1/1 | 0.92 | 0.30 | 52,52,52,52 | 0 |
| 54 | MG | 14 | 3210 | 1/1 | 0.92 | 0.17 | 50,50,50,50 | 0 |
| 54 | MG | 1H | 3496 | 1/1 | 0.92 | 0.17 | 52,52,52,52 | 0 |
| 54 | MG | 35 | 201 | 1/1 | 0.92 | 0.28 | 60,60,60,60 | 0 |
| 54 | MG | 1G | 2245 | 1/1 | 0.92 | 0.29 | 67,67,67,67 | 0 |
| 54 | MG | 14 | 3214 | 1/1 | 0.92 | 0.30 | 62,62,62,62 | 0 |
| 54 | MG | 14 | 3470 | 1/1 | 0.92 | 0.08 | 51,51,51,51 | 0 |
| 54 | MG | 1H | 3252 | 1/1 | 0.92 | 0.19 | 47,47,47,47 | 0 |
| 54 | MG | 1H | 3253 | 1/1 | 0.92 | 0.23 | 63,63,63,63 | 0 |
| 54 | MG | 1H | 3504 | 1/1 | 0.92 | 0.15 | 55,55,55,55 | 0 |
| 54 | MG | 1H | 3404 | 1/1 | 0.92 | 0.26 | 68,68,68,68 | 0 |
| 54 | MG | 1H | 3330 | 1/1 | 0.92 | 0.15 | 51,51,51,51 | 0 |
| 54 | MG | 1H | 3189 | 1/1 | 0.92 | 0.09 | 32,32,32,32 | 0 |
| 54 | MG | 11 | 305 | 1/1 | 0.92 | 0.22 | 31,31,31,31 | 0 |
| 54 | MG | 1H | 3193 | 1/1 | 0.92 | 0.18 | 46,46,46,46 | 0 |
| 54 | MG | 14 | 3224 | 1/1 | 0.92 | 0.33 | 55,55,55,55 | 0 |
| 54 | MG | 1H | 3511 | 1/1 | 0.92 | 0.20 | 56,56,56,56 | 0 |
| 54 | MG | 14 | 3109 | 1/1 | 0.92 | 0.23 | 44,44,44,44 | 0 |
| 54 | MG | 1G | 2371 | 1/1 | 0.92 | 0.11 | 58,58,58,58 | 0 |
| 54 | MG | 14 | 3484 | 1/1 | 0.92 | 0.10 | 62,62,62,62 | 0 |
| 54 | MG | 1G | 2234 | 1/1 | 0.92 | 0.26 | 66,66,66,66 | 0 |
| 54 | MG | 1H | 3412 | 1/1 | 0.92 | 0.18 | 49,49,49,49 | 0 |
| 54 | MG | 1H | 3262 | 1/1 | 0.92 | 0.34 | 68,68,68,68 | 0 |
| 54 | MG | 14 | 3359 | 1/1 | 0.92 | 0.31 | 62,62,62,62 | 0 |
| 54 | MG | 1G | 2203 | 1/1 | 0.92 | 0.43 | 68,68,68,68 | 0 |

Continued on next page...

Continued from previous page...

| Mol | Type | Chain | Res | Atoms | RSCC | RSR | B-factors(Å ²) | Q<0.9 |
|-----|------|-------|------|-------|------|------|----------------------------|-------|
| 54 | MG | 14 | 3117 | 1/1 | 0.92 | 0.15 | 64,64,64,64 | 0 |
| 54 | MG | 1H | 3341 | 1/1 | 0.92 | 0.22 | 61,61,61,61 | 0 |
| 54 | MG | 1H | 3264 | 1/1 | 0.92 | 0.15 | 52,52,52,52 | 0 |
| 54 | MG | 14 | 3121 | 1/1 | 0.92 | 0.24 | 57,57,57,57 | 0 |
| 54 | MG | 14 | 3122 | 1/1 | 0.92 | 0.42 | 52,52,52,52 | 0 |
| 54 | MG | 1H | 3524 | 1/1 | 0.92 | 0.13 | 45,45,45,45 | 0 |
| 54 | MG | 14 | 3503 | 1/1 | 0.92 | 0.10 | 45,45,45,45 | 0 |
| 54 | MG | 14 | 3241 | 1/1 | 0.92 | 0.20 | 72,72,72,72 | 0 |
| 54 | MG | 1H | 3527 | 1/1 | 0.92 | 0.07 | 45,45,45,45 | 0 |
| 54 | MG | 14 | 3370 | 1/1 | 0.92 | 0.21 | 43,43,43,43 | 0 |
| 54 | MG | 13 | 2297 | 1/1 | 0.92 | 0.28 | 62,62,62,62 | 0 |
| 54 | MG | 1H | 3418 | 1/1 | 0.92 | 0.28 | 54,54,54,54 | 0 |
| 54 | MG | 14 | 3511 | 1/1 | 0.92 | 0.09 | 48,48,48,48 | 0 |
| 54 | MG | 14 | 3374 | 1/1 | 0.92 | 0.22 | 70,70,70,70 | 0 |
| 54 | MG | 1H | 3202 | 1/1 | 0.92 | 0.27 | 38,38,38,38 | 0 |
| 54 | MG | 13 | 2230 | 1/1 | 0.92 | 0.17 | 71,71,71,71 | 0 |
| 54 | MG | 14 | 3248 | 1/1 | 0.92 | 0.35 | 54,54,54,54 | 0 |
| 54 | MG | 1H | 3346 | 1/1 | 0.92 | 0.31 | 61,61,61,61 | 0 |
| 54 | MG | 1G | 2227 | 1/1 | 0.92 | 0.07 | 67,67,67,67 | 0 |
| 54 | MG | 14 | 3380 | 1/1 | 0.92 | 0.27 | 57,57,57,57 | 0 |
| 54 | MG | 14 | 3446 | 1/1 | 0.93 | 0.19 | 48,48,48,48 | 0 |
| 54 | MG | 1H | 3374 | 1/1 | 0.93 | 0.20 | 36,36,36,36 | 0 |
| 54 | MG | B8 | 201 | 1/1 | 0.93 | 0.13 | 60,60,60,60 | 0 |
| 54 | MG | 1H | 3219 | 1/1 | 0.93 | 0.23 | 44,44,44,44 | 0 |
| 54 | MG | 14 | 3561 | 1/1 | 0.93 | 0.18 | 60,60,60,60 | 0 |
| 54 | MG | 1H | 3439 | 1/1 | 0.93 | 0.14 | 53,53,53,53 | 0 |
| 54 | MG | 14 | 3563 | 1/1 | 0.93 | 0.15 | 65,65,65,65 | 0 |
| 54 | MG | 1H | 3322 | 1/1 | 0.93 | 0.31 | 58,58,58,58 | 0 |
| 54 | MG | 1H | 3519 | 1/1 | 0.93 | 0.08 | 34,34,34,34 | 0 |
| 54 | MG | 13 | 2332 | 1/1 | 0.93 | 0.24 | 58,58,58,58 | 0 |
| 54 | MG | 1H | 3078 | 1/1 | 0.93 | 0.16 | 64,64,64,64 | 0 |
| 54 | MG | 14 | 3266 | 1/1 | 0.93 | 0.18 | 46,46,46,46 | 0 |
| 54 | MG | 13 | 2256 | 1/1 | 0.93 | 0.32 | 64,64,64,64 | 0 |
| 54 | MG | 1H | 3525 | 1/1 | 0.93 | 0.10 | 43,43,43,43 | 0 |
| 54 | MG | 13 | 2218 | 1/1 | 0.93 | 0.20 | 58,58,58,58 | 0 |
| 53 | 8UZ | 1G | 2201 | 33/33 | 0.93 | 0.11 | 65,65,65,65 | 0 |
| 54 | MG | 14 | 3273 | 1/1 | 0.93 | 0.08 | 46,46,46,46 | 0 |
| 54 | MG | 1H | 3171 | 1/1 | 0.93 | 0.09 | 39,39,39,39 | 0 |
| 54 | MG | 1G | 2274 | 1/1 | 0.93 | 0.21 | 63,63,63,63 | 0 |
| 54 | MG | 1H | 3532 | 1/1 | 0.93 | 0.10 | 41,41,41,41 | 0 |
| 54 | MG | 14 | 3053 | 1/1 | 0.93 | 0.11 | 67,67,67,67 | 0 |
| 54 | MG | 14 | 3373 | 1/1 | 0.93 | 0.09 | 46,46,46,46 | 0 |

Continued on next page...

Continued from previous page...

| Mol | Type | Chain | Res | Atoms | RSCC | RSR | B-factors(\AA^2) | Q<0.9 |
|-----|------|-------|------|-------|------|------|-----------------------------|-------|
| 54 | MG | 14 | 3057 | 1/1 | 0.93 | 0.20 | 48,48,48,48 | 0 |
| 54 | MG | 1H | 3274 | 1/1 | 0.93 | 0.27 | 56,56,56,56 | 0 |
| 54 | MG | 14 | 3073 | 1/1 | 0.93 | 0.23 | 53,53,53,53 | 0 |
| 54 | MG | 13 | 2244 | 1/1 | 0.93 | 0.20 | 45,45,45,45 | 0 |
| 54 | MG | 14 | 3091 | 1/1 | 0.93 | 0.07 | 82,82,82,82 | 0 |
| 54 | MG | 1H | 3333 | 1/1 | 0.93 | 0.18 | 46,46,46,46 | 0 |
| 54 | MG | 1H | 3277 | 1/1 | 0.93 | 0.24 | 51,51,51,51 | 0 |
| 54 | MG | 1H | 3336 | 1/1 | 0.93 | 0.10 | 45,45,45,45 | 0 |
| 54 | MG | 14 | 3382 | 1/1 | 0.93 | 0.29 | 54,54,54,54 | 0 |
| 54 | MG | 14 | 3101 | 1/1 | 0.93 | 0.26 | 40,40,40,40 | 0 |
| 54 | MG | 29 | 303 | 1/1 | 0.93 | 0.13 | 51,51,51,51 | 0 |
| 54 | MG | 14 | 3102 | 1/1 | 0.93 | 0.30 | 45,45,45,45 | 0 |
| 54 | MG | 1H | 3459 | 1/1 | 0.93 | 0.08 | 44,44,44,44 | 0 |
| 54 | MG | 1H | 3278 | 1/1 | 0.93 | 0.20 | 48,48,48,48 | 0 |
| 54 | MG | 1H | 3175 | 1/1 | 0.93 | 0.34 | 57,57,57,57 | 0 |
| 54 | MG | 1H | 3229 | 1/1 | 0.93 | 0.16 | 52,52,52,52 | 0 |
| 54 | MG | 13 | 2360 | 1/1 | 0.93 | 0.09 | 71,71,71,71 | 0 |
| 54 | MG | 14 | 3486 | 1/1 | 0.93 | 0.09 | 55,55,55,55 | 0 |
| 54 | MG | 14 | 3487 | 1/1 | 0.93 | 0.14 | 45,45,45,45 | 0 |
| 54 | MG | 14 | 3488 | 1/1 | 0.93 | 0.22 | 55,55,55,55 | 0 |
| 54 | MG | 13 | 2311 | 1/1 | 0.93 | 0.36 | 71,71,71,71 | 0 |
| 54 | MG | 14 | 3391 | 1/1 | 0.93 | 0.22 | 47,47,47,47 | 0 |
| 54 | MG | 13 | 2295 | 1/1 | 0.93 | 0.17 | 65,65,65,65 | 0 |
| 54 | MG | 14 | 3300 | 1/1 | 0.93 | 0.14 | 67,67,67,67 | 0 |
| 54 | MG | 1H | 3548 | 1/1 | 0.93 | 0.08 | 51,51,51,51 | 0 |
| 54 | MG | 13 | 2278 | 1/1 | 0.93 | 0.26 | 62,62,62,62 | 0 |
| 54 | MG | 1H | 3468 | 1/1 | 0.93 | 0.11 | 51,51,51,51 | 0 |
| 54 | MG | 1H | 3551 | 1/1 | 0.93 | 0.22 | 57,57,57,57 | 0 |
| 54 | MG | 1H | 3017 | 1/1 | 0.93 | 0.09 | 41,41,41,41 | 0 |
| 54 | MG | 1H | 3402 | 1/1 | 0.93 | 0.09 | 40,40,40,40 | 0 |
| 54 | MG | 14 | 3502 | 1/1 | 0.93 | 0.22 | 51,51,51,51 | 0 |
| 54 | MG | 1H | 3237 | 1/1 | 0.93 | 0.27 | 50,50,50,50 | 0 |
| 54 | MG | 31 | 302 | 1/1 | 0.93 | 0.13 | 56,56,56,56 | 0 |
| 54 | MG | 1H | 3557 | 1/1 | 0.93 | 0.09 | 45,45,45,45 | 0 |
| 54 | MG | 14 | 3505 | 1/1 | 0.93 | 0.30 | 64,64,64,64 | 0 |
| 54 | MG | 14 | 3217 | 1/1 | 0.93 | 0.11 | 58,58,58,58 | 0 |
| 54 | MG | 1H | 3473 | 1/1 | 0.93 | 0.11 | 48,48,48,48 | 0 |
| 54 | MG | 13 | 2351 | 1/1 | 0.93 | 0.33 | 59,59,59,59 | 0 |
| 54 | MG | 1G | 2252 | 1/1 | 0.93 | 0.40 | 78,78,78,78 | 0 |
| 54 | MG | 14 | 3510 | 1/1 | 0.93 | 0.12 | 50,50,50,50 | 0 |
| 54 | MG | 1H | 3477 | 1/1 | 0.93 | 0.28 | 51,51,51,51 | 0 |
| 54 | MG | 14 | 3512 | 1/1 | 0.93 | 0.26 | 57,57,57,57 | 0 |

Continued on next page...

Continued from previous page...

| Mol | Type | Chain | Res | Atoms | RSCC | RSR | B-factors(\AA^2) | Q<0.9 |
|-----|------|-------|------|-------|------|------|-----------------------------|-------|
| 54 | MG | 1H | 3147 | 1/1 | 0.93 | 0.16 | 54,54,54,54 | 0 |
| 54 | MG | 1G | 2352 | 1/1 | 0.93 | 0.41 | 65,65,65,65 | 0 |
| 54 | MG | 11 | 304 | 1/1 | 0.93 | 0.07 | 48,48,48,48 | 0 |
| 54 | MG | 14 | 3410 | 1/1 | 0.93 | 0.14 | 59,59,59,59 | 0 |
| 54 | MG | 14 | 3132 | 1/1 | 0.93 | 0.27 | 38,38,38,38 | 0 |
| 54 | MG | 45 | 201 | 1/1 | 0.93 | 0.29 | 53,53,53,53 | 0 |
| 54 | MG | 1H | 3111 | 1/1 | 0.93 | 0.29 | 45,45,45,45 | 0 |
| 54 | MG | 1H | 3295 | 1/1 | 0.93 | 0.27 | 49,49,49,49 | 0 |
| 54 | MG | 1H | 3113 | 1/1 | 0.93 | 0.28 | 34,34,34,34 | 0 |
| 54 | MG | 1H | 3198 | 1/1 | 0.93 | 0.25 | 36,36,36,36 | 0 |
| 54 | MG | 14 | 3522 | 1/1 | 0.93 | 0.11 | 54,54,54,54 | 0 |
| 54 | MG | K8 | 101 | 1/1 | 0.93 | 0.12 | 57,57,57,57 | 0 |
| 54 | MG | 1H | 3570 | 1/1 | 0.93 | 0.14 | 51,51,51,51 | 0 |
| 54 | MG | 1H | 3571 | 1/1 | 0.93 | 0.10 | 57,57,57,57 | 0 |
| 54 | MG | 1H | 3572 | 1/1 | 0.93 | 0.13 | 60,60,60,60 | 0 |
| 54 | MG | 14 | 3235 | 1/1 | 0.93 | 0.20 | 45,45,45,45 | 0 |
| 54 | MG | 14 | 3327 | 1/1 | 0.93 | 0.33 | 66,66,66,66 | 0 |
| 54 | MG | 1H | 3357 | 1/1 | 0.93 | 0.07 | 58,58,58,58 | 0 |
| 54 | MG | 1H | 3246 | 1/1 | 0.93 | 0.27 | 58,58,58,58 | 0 |
| 54 | MG | 1G | 2298 | 1/1 | 0.93 | 0.24 | 71,71,71,71 | 0 |
| 54 | MG | X1 | 102 | 1/1 | 0.93 | 0.56 | 66,66,66,66 | 0 |
| 54 | MG | 1H | 3047 | 1/1 | 0.93 | 0.11 | 37,37,37,37 | 0 |
| 54 | MG | 1H | 3203 | 1/1 | 0.93 | 0.20 | 40,40,40,40 | 0 |
| 54 | MG | 1H | 3205 | 1/1 | 0.93 | 0.29 | 45,45,45,45 | 0 |
| 54 | MG | 14 | 3430 | 1/1 | 0.93 | 0.25 | 46,46,46,46 | 0 |
| 54 | MG | 14 | 3431 | 1/1 | 0.93 | 0.36 | 57,57,57,57 | 0 |
| 54 | MG | 14 | 3337 | 1/1 | 0.93 | 0.27 | 69,69,69,69 | 0 |
| 54 | MG | 13 | 2261 | 1/1 | 0.93 | 0.39 | 53,53,53,53 | 0 |
| 54 | MG | 1H | 3306 | 1/1 | 0.93 | 0.21 | 36,36,36,36 | 0 |
| 54 | MG | 1H | 3060 | 1/1 | 0.93 | 0.08 | 45,45,45,45 | 0 |
| 54 | MG | 1H | 3160 | 1/1 | 0.93 | 0.19 | 53,53,53,53 | 0 |
| 54 | MG | 2A | 201 | 1/1 | 0.93 | 0.14 | 74,74,74,74 | 0 |
| 54 | MG | 1H | 3214 | 1/1 | 0.93 | 0.17 | 44,44,44,44 | 0 |
| 54 | MG | 1H | 3122 | 1/1 | 0.93 | 0.19 | 30,30,30,30 | 0 |
| 54 | MG | 1G | 2357 | 1/1 | 0.93 | 0.15 | 74,74,74,74 | 0 |
| 54 | MG | 1H | 3261 | 1/1 | 0.93 | 0.13 | 39,39,39,39 | 0 |
| 54 | MG | 1H | 3433 | 1/1 | 0.93 | 0.09 | 45,45,45,45 | 0 |
| 54 | MG | 14 | 3165 | 1/1 | 0.93 | 0.29 | 52,52,52,52 | 0 |
| 54 | MG | 1H | 3124 | 1/1 | 0.93 | 0.10 | 38,38,38,38 | 0 |
| 55 | ZN | C5 | 201 | 1/1 | 0.93 | 0.15 | 110,110,110,110 | 0 |
| 54 | MG | 13 | 2237 | 1/1 | 0.94 | 0.24 | 61,61,61,61 | 0 |
| 54 | MG | 1H | 3422 | 1/1 | 0.94 | 0.11 | 45,45,45,45 | 0 |

Continued on next page...

Continued from previous page...

| Mol | Type | Chain | Res | Atoms | RSCC | RSR | B-factors(\AA^2) | Q<0.9 |
|-----|------|-------|------|-------|------|------|-----------------------------|-------|
| 54 | MG | 1H | 3172 | 1/1 | 0.94 | 0.26 | 36,36,36,36 | 0 |
| 54 | MG | 3I | 201 | 1/1 | 0.94 | 0.24 | 52,52,52,52 | 0 |
| 54 | MG | 13 | 2343 | 1/1 | 0.94 | 0.21 | 62,62,62,62 | 0 |
| 54 | MG | 1H | 3268 | 1/1 | 0.94 | 0.29 | 65,65,65,65 | 0 |
| 54 | MG | 1H | 3497 | 1/1 | 0.94 | 0.14 | 50,50,50,50 | 0 |
| 54 | MG | 1H | 3498 | 1/1 | 0.94 | 0.26 | 52,52,52,52 | 0 |
| 54 | MG | 1H | 3085 | 1/1 | 0.94 | 0.17 | 45,45,45,45 | 0 |
| 54 | MG | 1H | 3574 | 1/1 | 0.94 | 0.11 | 58,58,58,58 | 0 |
| 54 | MG | 1H | 3372 | 1/1 | 0.94 | 0.24 | 54,54,54,54 | 0 |
| 54 | MG | 1H | 3430 | 1/1 | 0.94 | 0.21 | 56,56,56,56 | 0 |
| 54 | MG | 1H | 3503 | 1/1 | 0.94 | 0.12 | 52,52,52,52 | 0 |
| 54 | MG | 1H | 3176 | 1/1 | 0.94 | 0.21 | 40,40,40,40 | 0 |
| 54 | MG | 14 | 3309 | 1/1 | 0.94 | 0.36 | 39,39,39,39 | 0 |
| 54 | MG | 14 | 3133 | 1/1 | 0.94 | 0.24 | 49,49,49,49 | 0 |
| 54 | MG | 1G | 2332 | 1/1 | 0.94 | 0.26 | 64,64,64,64 | 0 |
| 54 | MG | 13 | 2254 | 1/1 | 0.94 | 0.10 | 64,64,64,64 | 0 |
| 54 | MG | 13 | 2270 | 1/1 | 0.94 | 0.17 | 59,59,59,59 | 0 |
| 54 | MG | 1H | 3275 | 1/1 | 0.94 | 0.41 | 51,51,51,51 | 0 |
| 54 | MG | 29 | 304 | 1/1 | 0.94 | 0.34 | 67,67,67,67 | 0 |
| 54 | MG | 29 | 305 | 1/1 | 0.94 | 0.11 | 64,64,64,64 | 0 |
| 54 | MG | 1H | 3095 | 1/1 | 0.94 | 0.29 | 46,46,46,46 | 0 |
| 54 | MG | 13 | 2292 | 1/1 | 0.94 | 0.29 | 54,54,54,54 | 0 |
| 54 | MG | 1H | 3186 | 1/1 | 0.94 | 0.13 | 38,38,38,38 | 0 |
| 54 | MG | 1H | 3031 | 1/1 | 0.94 | 0.08 | 49,49,49,49 | 0 |
| 54 | MG | 14 | 3498 | 1/1 | 0.94 | 0.37 | 44,44,44,44 | 0 |
| 54 | MG | 13 | 2379 | 1/1 | 0.94 | 0.26 | 68,68,68,68 | 0 |
| 54 | MG | 1H | 3334 | 1/1 | 0.94 | 0.20 | 50,50,50,50 | 0 |
| 54 | MG | 1H | 3445 | 1/1 | 0.94 | 0.27 | 73,73,73,73 | 0 |
| 54 | MG | 1H | 3593 | 1/1 | 0.94 | 0.10 | 46,46,46,46 | 0 |
| 54 | MG | 1H | 3236 | 1/1 | 0.94 | 0.12 | 62,62,62,62 | 0 |
| 54 | MG | 13 | 2380 | 1/1 | 0.94 | 0.07 | 50,50,50,50 | 0 |
| 54 | MG | 1H | 3449 | 1/1 | 0.94 | 0.18 | 48,48,48,48 | 0 |
| 54 | MG | 1H | 3522 | 1/1 | 0.94 | 0.23 | 50,50,50,50 | 0 |
| 54 | MG | 1H | 3040 | 1/1 | 0.94 | 0.13 | 49,49,49,49 | 0 |
| 54 | MG | 14 | 3416 | 1/1 | 0.94 | 0.13 | 46,46,46,46 | 0 |
| 54 | MG | 1H | 3389 | 1/1 | 0.94 | 0.16 | 55,55,55,55 | 0 |
| 54 | MG | 1H | 3105 | 1/1 | 0.94 | 0.25 | 41,41,41,41 | 0 |
| 54 | MG | 14 | 3244 | 1/1 | 0.94 | 0.27 | 48,48,48,48 | 0 |
| 54 | MG | 13 | 2357 | 1/1 | 0.94 | 0.17 | 59,59,59,59 | 0 |
| 54 | MG | 1H | 3454 | 1/1 | 0.94 | 0.23 | 41,41,41,41 | 0 |
| 54 | MG | 14 | 3008 | 1/1 | 0.94 | 0.11 | 53,53,53,53 | 0 |
| 54 | MG | 13 | 2330 | 1/1 | 0.94 | 0.25 | 55,55,55,55 | 0 |

Continued on next page...

Continued from previous page...

| Mol | Type | Chain | Res | Atoms | RSCC | RSR | B-factors(\AA^2) | Q<0.9 |
|-----|------|-------|------|-------|------|------|-----------------------------|-------|
| 54 | MG | 13 | 2211 | 1/1 | 0.94 | 0.08 | 67,67,67,67 | 0 |
| 54 | MG | 14 | 3339 | 1/1 | 0.94 | 0.11 | 46,46,46,46 | 0 |
| 54 | MG | 1H | 3199 | 1/1 | 0.94 | 0.23 | 38,38,38,38 | 0 |
| 54 | MG | 1H | 3458 | 1/1 | 0.94 | 0.08 | 51,51,51,51 | 0 |
| 54 | MG | 14 | 3429 | 1/1 | 0.94 | 0.18 | 50,50,50,50 | 0 |
| 54 | MG | 14 | 3036 | 1/1 | 0.94 | 0.07 | 53,53,53,53 | 0 |
| 54 | MG | 1H | 3054 | 1/1 | 0.94 | 0.11 | 46,46,46,46 | 0 |
| 54 | MG | 1H | 3055 | 1/1 | 0.94 | 0.17 | 56,56,56,56 | 0 |
| 54 | MG | 14 | 3255 | 1/1 | 0.94 | 0.23 | 57,57,57,57 | 0 |
| 54 | MG | 1G | 2214 | 1/1 | 0.94 | 0.13 | 74,74,74,74 | 0 |
| 54 | MG | 14 | 3527 | 1/1 | 0.94 | 0.08 | 52,52,52,52 | 0 |
| 54 | MG | 1H | 3204 | 1/1 | 0.94 | 0.19 | 40,40,40,40 | 0 |
| 54 | MG | 1H | 3294 | 1/1 | 0.94 | 0.18 | 37,37,37,37 | 0 |
| 54 | MG | 1H | 3115 | 1/1 | 0.94 | 0.18 | 30,30,30,30 | 0 |
| 54 | MG | 14 | 3260 | 1/1 | 0.94 | 0.13 | 41,41,41,41 | 0 |
| 54 | MG | 14 | 3176 | 1/1 | 0.94 | 0.34 | 60,60,60,60 | 0 |
| 54 | MG | 14 | 3262 | 1/1 | 0.94 | 0.21 | 53,53,53,53 | 0 |
| 54 | MG | 14 | 3068 | 1/1 | 0.94 | 0.10 | 77,77,77,77 | 0 |
| 54 | MG | 1H | 3541 | 1/1 | 0.94 | 0.06 | 52,52,52,52 | 0 |
| 54 | MG | 1H | 3249 | 1/1 | 0.94 | 0.29 | 44,44,44,44 | 0 |
| 54 | MG | 14 | 3358 | 1/1 | 0.94 | 0.15 | 46,46,46,46 | 0 |
| 54 | MG | 1H | 3297 | 1/1 | 0.94 | 0.09 | 51,51,51,51 | 0 |
| 54 | MG | 14 | 3083 | 1/1 | 0.94 | 0.07 | 66,66,66,66 | 0 |
| 54 | MG | P8 | 101 | 1/1 | 0.94 | 0.12 | 51,51,51,51 | 0 |
| 54 | MG | 14 | 3087 | 1/1 | 0.94 | 0.08 | 49,49,49,49 | 0 |
| 54 | MG | 1H | 3207 | 1/1 | 0.94 | 0.13 | 56,56,56,56 | 0 |
| 54 | MG | 1H | 3353 | 1/1 | 0.94 | 0.27 | 57,57,57,57 | 0 |
| 54 | MG | 1G | 2342 | 1/1 | 0.94 | 0.22 | 73,73,73,73 | 0 |
| 54 | MG | 14 | 3094 | 1/1 | 0.94 | 0.17 | 50,50,50,50 | 0 |
| 54 | MG | 14 | 3097 | 1/1 | 0.94 | 0.19 | 41,41,41,41 | 0 |
| 54 | MG | 1G | 2312 | 1/1 | 0.94 | 0.10 | 63,63,63,63 | 0 |
| 54 | MG | 1H | 3066 | 1/1 | 0.94 | 0.07 | 64,64,64,64 | 0 |
| 54 | MG | 1G | 2327 | 1/1 | 0.94 | 0.14 | 69,69,69,69 | 0 |
| 54 | MG | 1H | 3255 | 1/1 | 0.94 | 0.26 | 51,51,51,51 | 0 |
| 54 | MG | 1H | 3069 | 1/1 | 0.94 | 0.22 | 45,45,45,45 | 0 |
| 54 | MG | 14 | 3459 | 1/1 | 0.94 | 0.23 | 49,49,49,49 | 0 |
| 54 | MG | 14 | 3283 | 1/1 | 0.94 | 0.21 | 44,44,44,44 | 0 |
| 54 | MG | 13 | 2259 | 1/1 | 0.94 | 0.39 | 55,55,55,55 | 0 |
| 54 | MG | 14 | 3559 | 1/1 | 0.94 | 0.26 | 70,70,70,70 | 0 |
| 54 | MG | 14 | 3560 | 1/1 | 0.94 | 0.13 | 51,51,51,51 | 0 |
| 54 | MG | 14 | 3462 | 1/1 | 0.94 | 0.06 | 55,55,55,55 | 0 |
| 54 | MG | 1H | 3075 | 1/1 | 0.94 | 0.25 | 48,48,48,48 | 0 |

Continued on next page...

Continued from previous page...

| Mol | Type | Chain | Res | Atoms | RSCC | RSR | B-factors(Å ²) | Q<0.9 |
|-----|------|-------|------|-------|------|------|----------------------------|-------|
| 54 | MG | 1H | 3125 | 1/1 | 0.94 | 0.15 | 40,40,40,40 | 0 |
| 54 | MG | 14 | 3110 | 1/1 | 0.94 | 0.23 | 56,56,56,56 | 0 |
| 54 | MG | 14 | 3199 | 1/1 | 0.94 | 0.16 | 47,47,47,47 | 0 |
| 54 | MG | 14 | 3566 | 1/1 | 0.94 | 0.21 | 68,68,68,68 | 0 |
| 54 | MG | 1H | 3076 | 1/1 | 0.94 | 0.10 | 62,62,62,62 | 0 |
| 54 | MG | 13 | 2279 | 1/1 | 0.94 | 0.24 | 55,55,55,55 | 0 |
| 54 | MG | 1H | 3314 | 1/1 | 0.94 | 0.28 | 44,44,44,44 | 0 |
| 55 | ZN | 3E | 301 | 1/1 | 0.94 | 0.32 | 81,81,81,81 | 0 |
| 54 | MG | 1H | 3420 | 1/1 | 0.94 | 0.24 | 46,46,46,46 | 0 |
| 54 | MG | 1H | 3015 | 1/1 | 0.95 | 0.10 | 41,41,41,41 | 0 |
| 54 | MG | 14 | 3088 | 1/1 | 0.95 | 0.26 | 59,59,59,59 | 0 |
| 54 | MG | 14 | 3090 | 1/1 | 0.95 | 0.16 | 51,51,51,51 | 0 |
| 54 | MG | 16 | 208 | 1/1 | 0.95 | 0.41 | 58,58,58,58 | 0 |
| 54 | MG | 1H | 3512 | 1/1 | 0.95 | 0.26 | 56,56,56,56 | 0 |
| 54 | MG | 14 | 3494 | 1/1 | 0.95 | 0.48 | 62,62,62,62 | 0 |
| 54 | MG | 1H | 3178 | 1/1 | 0.95 | 0.22 | 46,46,46,46 | 0 |
| 54 | MG | 1H | 3218 | 1/1 | 0.95 | 0.37 | 48,48,48,48 | 0 |
| 54 | MG | 1H | 3091 | 1/1 | 0.95 | 0.07 | 37,37,37,37 | 0 |
| 54 | MG | 1H | 3149 | 1/1 | 0.95 | 0.25 | 53,53,53,53 | 0 |
| 54 | MG | 14 | 3335 | 1/1 | 0.95 | 0.18 | 57,57,57,57 | 0 |
| 54 | MG | 14 | 3336 | 1/1 | 0.95 | 0.27 | 51,51,51,51 | 0 |
| 54 | MG | 1H | 3517 | 1/1 | 0.95 | 0.16 | 53,53,53,53 | 0 |
| 54 | MG | 1H | 3093 | 1/1 | 0.95 | 0.18 | 54,54,54,54 | 0 |
| 54 | MG | 1H | 3059 | 1/1 | 0.95 | 0.15 | 51,51,51,51 | 0 |
| 54 | MG | 14 | 3340 | 1/1 | 0.95 | 0.20 | 54,54,54,54 | 0 |
| 54 | MG | 14 | 3103 | 1/1 | 0.95 | 0.31 | 43,43,43,43 | 0 |
| 54 | MG | 1H | 3184 | 1/1 | 0.95 | 0.24 | 35,35,35,35 | 0 |
| 54 | MG | 1H | 3377 | 1/1 | 0.95 | 0.16 | 51,51,51,51 | 0 |
| 54 | MG | 14 | 3186 | 1/1 | 0.95 | 0.22 | 45,45,45,45 | 0 |
| 54 | MG | 1H | 3185 | 1/1 | 0.95 | 0.21 | 39,39,39,39 | 0 |
| 54 | MG | 1H | 3523 | 1/1 | 0.95 | 0.10 | 42,42,42,42 | 0 |
| 54 | MG | 14 | 3347 | 1/1 | 0.95 | 0.18 | 65,65,65,65 | 0 |
| 54 | MG | 14 | 3428 | 1/1 | 0.95 | 0.20 | 47,47,47,47 | 0 |
| 54 | MG | 1H | 3580 | 1/1 | 0.95 | 0.18 | 58,58,58,58 | 0 |
| 54 | MG | 1H | 3259 | 1/1 | 0.95 | 0.19 | 49,49,49,49 | 0 |
| 54 | MG | 14 | 3267 | 1/1 | 0.95 | 0.23 | 53,53,53,53 | 0 |
| 54 | MG | 1H | 3380 | 1/1 | 0.95 | 0.29 | 55,55,55,55 | 0 |
| 54 | MG | 1H | 3472 | 1/1 | 0.95 | 0.28 | 57,57,57,57 | 0 |
| 54 | MG | 13 | 2214 | 1/1 | 0.95 | 0.08 | 88,88,88,88 | 0 |
| 54 | MG | 14 | 3114 | 1/1 | 0.95 | 0.23 | 36,36,36,36 | 0 |
| 54 | MG | 1H | 3187 | 1/1 | 0.95 | 0.10 | 35,35,35,35 | 0 |
| 54 | MG | 78 | 202 | 1/1 | 0.95 | 0.21 | 54,54,54,54 | 0 |

Continued on next page...

Continued from previous page...

| Mol | Type | Chain | Res | Atoms | RSCC | RSR | B-factors(\AA^2) | Q<0.9 |
|-----|------|-------|------|-------|------|------|-----------------------------|-------|
| 54 | MG | 1H | 3299 | 1/1 | 0.95 | 0.25 | 53,53,53,53 | 0 |
| 54 | MG | 14 | 3275 | 1/1 | 0.95 | 0.13 | 46,46,46,46 | 0 |
| 54 | MG | 1H | 3587 | 1/1 | 0.95 | 0.09 | 47,47,47,47 | 0 |
| 54 | MG | 1H | 3096 | 1/1 | 0.95 | 0.25 | 37,37,37,37 | 0 |
| 54 | MG | 1H | 3156 | 1/1 | 0.95 | 0.18 | 42,42,42,42 | 0 |
| 54 | MG | 14 | 3200 | 1/1 | 0.95 | 0.12 | 50,50,50,50 | 0 |
| 54 | MG | 1H | 3190 | 1/1 | 0.95 | 0.33 | 38,38,38,38 | 0 |
| 54 | MG | 13 | 2305 | 1/1 | 0.95 | 0.48 | 53,53,53,53 | 0 |
| 54 | MG | 1H | 3483 | 1/1 | 0.95 | 0.17 | 42,42,42,42 | 0 |
| 54 | MG | 14 | 3531 | 1/1 | 0.95 | 0.07 | 59,59,59,59 | 0 |
| 54 | MG | 1H | 3484 | 1/1 | 0.95 | 0.17 | 52,52,52,52 | 0 |
| 54 | MG | 14 | 3125 | 1/1 | 0.95 | 0.41 | 48,48,48,48 | 0 |
| 54 | MG | 1H | 3485 | 1/1 | 0.95 | 0.10 | 52,52,52,52 | 0 |
| 54 | MG | 14 | 3288 | 1/1 | 0.95 | 0.24 | 43,43,43,43 | 0 |
| 54 | MG | 1H | 3027 | 1/1 | 0.95 | 0.20 | 51,51,51,51 | 0 |
| 54 | MG | 1G | 2222 | 1/1 | 0.95 | 0.11 | 66,66,66,66 | 0 |
| 54 | MG | 1H | 3128 | 1/1 | 0.95 | 0.14 | 29,29,29,29 | 0 |
| 54 | MG | 1H | 3542 | 1/1 | 0.95 | 0.17 | 48,48,48,48 | 0 |
| 54 | MG | 1H | 3100 | 1/1 | 0.95 | 0.12 | 43,43,43,43 | 0 |
| 54 | MG | 1H | 3308 | 1/1 | 0.95 | 0.11 | 32,32,32,32 | 0 |
| 54 | MG | 1H | 3130 | 1/1 | 0.95 | 0.41 | 71,71,71,71 | 0 |
| 54 | MG | 14 | 3006 | 1/1 | 0.95 | 0.07 | 46,46,46,46 | 0 |
| 54 | MG | 14 | 3544 | 1/1 | 0.95 | 0.27 | 57,57,57,57 | 0 |
| 54 | MG | 1H | 3311 | 1/1 | 0.95 | 0.10 | 34,34,34,34 | 0 |
| 54 | MG | 14 | 3546 | 1/1 | 0.95 | 0.07 | 42,42,42,42 | 0 |
| 54 | MG | 1H | 3101 | 1/1 | 0.95 | 0.25 | 43,43,43,43 | 0 |
| 54 | MG | 13 | 2286 | 1/1 | 0.95 | 0.32 | 59,59,59,59 | 0 |
| 54 | MG | 13 | 2291 | 1/1 | 0.95 | 0.39 | 59,59,59,59 | 0 |
| 54 | MG | 14 | 3144 | 1/1 | 0.95 | 0.42 | 63,63,63,63 | 0 |
| 54 | MG | 13 | 2245 | 1/1 | 0.95 | 0.12 | 49,49,49,49 | 0 |
| 54 | MG | 14 | 3025 | 1/1 | 0.95 | 0.10 | 45,45,45,45 | 0 |
| 54 | MG | 14 | 3027 | 1/1 | 0.95 | 0.11 | 40,40,40,40 | 0 |
| 54 | MG | 14 | 3554 | 1/1 | 0.95 | 0.15 | 62,62,62,62 | 0 |
| 54 | MG | 13 | 2213 | 1/1 | 0.95 | 0.18 | 62,62,62,62 | 0 |
| 54 | MG | 14 | 3468 | 1/1 | 0.95 | 0.18 | 66,66,66,66 | 0 |
| 54 | MG | 14 | 3557 | 1/1 | 0.95 | 0.08 | 68,68,68,68 | 0 |
| 54 | MG | 14 | 3227 | 1/1 | 0.95 | 0.33 | 51,51,51,51 | 0 |
| 54 | MG | 14 | 3151 | 1/1 | 0.95 | 0.28 | 56,56,56,56 | 0 |
| 54 | MG | 1H | 3042 | 1/1 | 0.95 | 0.13 | 33,33,33,33 | 0 |
| 54 | MG | 14 | 3039 | 1/1 | 0.95 | 0.10 | 43,43,43,43 | 0 |
| 54 | MG | 1H | 3279 | 1/1 | 0.95 | 0.12 | 40,40,40,40 | 0 |
| 54 | MG | 1H | 3556 | 1/1 | 0.95 | 0.14 | 59,59,59,59 | 0 |

Continued on next page...

Continued from previous page...

| Mol | Type | Chain | Res | Atoms | RSCC | RSR | B-factors(Å ²) | Q<0.9 |
|-----|------|-------|------|-------|------|------|----------------------------|-------|
| 54 | MG | 14 | 3050 | 1/1 | 0.95 | 0.06 | 61,61,61,61 | 0 |
| 54 | MG | 1H | 3138 | 1/1 | 0.95 | 0.10 | 38,38,38,38 | 0 |
| 54 | MG | 1H | 3321 | 1/1 | 0.95 | 0.10 | 44,44,44,44 | 0 |
| 54 | MG | 1G | 2308 | 1/1 | 0.95 | 0.09 | 56,56,56,56 | 0 |
| 54 | MG | 14 | 3058 | 1/1 | 0.95 | 0.08 | 50,50,50,50 | 0 |
| 54 | MG | 14 | 3062 | 1/1 | 0.95 | 0.15 | 51,51,51,51 | 0 |
| 54 | MG | 14 | 3066 | 1/1 | 0.95 | 0.06 | 86,86,86,86 | 0 |
| 54 | MG | 1G | 2345 | 1/1 | 0.95 | 0.31 | 55,55,55,55 | 0 |
| 54 | MG | 2I | 302 | 1/1 | 0.95 | 0.09 | 47,47,47,47 | 0 |
| 54 | MG | 1H | 3112 | 1/1 | 0.95 | 0.37 | 36,36,36,36 | 0 |
| 54 | MG | 1H | 3052 | 1/1 | 0.95 | 0.14 | 36,36,36,36 | 0 |
| 54 | MG | 14 | 3074 | 1/1 | 0.95 | 0.14 | 52,52,52,52 | 0 |
| 54 | MG | 13 | 2347 | 1/1 | 0.95 | 0.16 | 57,57,57,57 | 0 |
| 54 | MG | 1H | 3005 | 1/1 | 0.95 | 0.09 | 41,41,41,41 | 0 |
| 54 | MG | 14 | 3084 | 1/1 | 0.95 | 0.07 | 54,54,54,54 | 0 |
| 55 | ZN | 32 | 301 | 1/1 | 0.95 | 0.27 | 90,90,90,90 | 0 |
| 54 | MG | 1H | 3347 | 1/1 | 0.96 | 0.15 | 36,36,36,36 | 0 |
| 54 | MG | 19 | 302 | 1/1 | 0.96 | 0.07 | 55,55,55,55 | 0 |
| 54 | MG | 14 | 3056 | 1/1 | 0.96 | 0.10 | 48,48,48,48 | 0 |
| 54 | MG | 14 | 3130 | 1/1 | 0.96 | 0.39 | 48,48,48,48 | 0 |
| 54 | MG | 1H | 3126 | 1/1 | 0.96 | 0.23 | 52,52,52,52 | 0 |
| 54 | MG | 1H | 3021 | 1/1 | 0.96 | 0.09 | 46,46,46,46 | 0 |
| 54 | MG | 14 | 3060 | 1/1 | 0.96 | 0.15 | 57,57,57,57 | 0 |
| 54 | MG | 14 | 3329 | 1/1 | 0.96 | 0.17 | 46,46,46,46 | 0 |
| 54 | MG | 1H | 3151 | 1/1 | 0.96 | 0.21 | 42,42,42,42 | 0 |
| 54 | MG | 14 | 3135 | 1/1 | 0.96 | 0.23 | 45,45,45,45 | 0 |
| 54 | MG | 14 | 3136 | 1/1 | 0.96 | 0.28 | 44,44,44,44 | 0 |
| 54 | MG | 14 | 3137 | 1/1 | 0.96 | 0.22 | 46,46,46,46 | 0 |
| 54 | MG | 14 | 3138 | 1/1 | 0.96 | 0.18 | 47,47,47,47 | 0 |
| 54 | MG | 1H | 3086 | 1/1 | 0.96 | 0.12 | 42,42,42,42 | 0 |
| 54 | MG | 14 | 3268 | 1/1 | 0.96 | 0.35 | 51,51,51,51 | 0 |
| 54 | MG | 13 | 2285 | 1/1 | 0.96 | 0.08 | 72,72,72,72 | 0 |
| 54 | MG | 1H | 3206 | 1/1 | 0.96 | 0.34 | 44,44,44,44 | 0 |
| 54 | MG | 14 | 3206 | 1/1 | 0.96 | 0.27 | 57,57,57,57 | 0 |
| 54 | MG | 1H | 3324 | 1/1 | 0.96 | 0.07 | 59,59,59,59 | 0 |
| 54 | MG | 1H | 3109 | 1/1 | 0.96 | 0.21 | 38,38,38,38 | 0 |
| 54 | MG | 13 | 2370 | 1/1 | 0.96 | 0.05 | 86,86,86,86 | 0 |
| 54 | MG | 14 | 3480 | 1/1 | 0.96 | 0.14 | 58,58,58,58 | 0 |
| 54 | MG | 14 | 3079 | 1/1 | 0.96 | 0.09 | 54,54,54,54 | 0 |
| 54 | MG | 14 | 3211 | 1/1 | 0.96 | 0.19 | 44,44,44,44 | 0 |
| 54 | MG | 1H | 3501 | 1/1 | 0.96 | 0.04 | 44,44,44,44 | 0 |
| 54 | MG | 1G | 2377 | 1/1 | 0.96 | 0.09 | 78,78,78,78 | 0 |

Continued on next page...

Continued from previous page...

| Mol | Type | Chain | Res | Atoms | RSCC | RSR | B-factors(\AA^2) | Q<0.9 |
|-----|------|-------|------|-------|------|------|-----------------------------|-------|
| 54 | MG | 14 | 3148 | 1/1 | 0.96 | 0.28 | 45,45,45,45 | 0 |
| 54 | MG | 52 | 201 | 1/1 | 0.96 | 0.16 | 63,63,63,63 | 0 |
| 54 | MG | 14 | 3085 | 1/1 | 0.96 | 0.07 | 49,49,49,49 | 0 |
| 54 | MG | 14 | 3150 | 1/1 | 0.96 | 0.18 | 46,46,46,46 | 0 |
| 54 | MG | 1H | 3267 | 1/1 | 0.96 | 0.13 | 44,44,44,44 | 0 |
| 54 | MG | 88 | 304 | 1/1 | 0.96 | 0.30 | 48,48,48,48 | 0 |
| 54 | MG | 1H | 3064 | 1/1 | 0.96 | 0.22 | 47,47,47,47 | 0 |
| 54 | MG | 1H | 3269 | 1/1 | 0.96 | 0.27 | 46,46,46,46 | 0 |
| 54 | MG | 14 | 3286 | 1/1 | 0.96 | 0.14 | 40,40,40,40 | 0 |
| 54 | MG | 1H | 3394 | 1/1 | 0.96 | 0.19 | 55,55,55,55 | 0 |
| 54 | MG | 1H | 3183 | 1/1 | 0.96 | 0.25 | 43,43,43,43 | 0 |
| 54 | MG | 1H | 3467 | 1/1 | 0.96 | 0.07 | 37,37,37,37 | 0 |
| 54 | MG | 1H | 3134 | 1/1 | 0.96 | 0.12 | 43,43,43,43 | 0 |
| 54 | MG | 14 | 3095 | 1/1 | 0.96 | 0.18 | 44,44,44,44 | 0 |
| 54 | MG | 14 | 3096 | 1/1 | 0.96 | 0.23 | 44,44,44,44 | 0 |
| 54 | MG | 1H | 3595 | 1/1 | 0.96 | 0.15 | 43,43,43,43 | 0 |
| 54 | MG | 14 | 3098 | 1/1 | 0.96 | 0.20 | 46,46,46,46 | 0 |
| 54 | MG | 14 | 3500 | 1/1 | 0.96 | 0.18 | 42,42,42,42 | 0 |
| 54 | MG | 13 | 2242 | 1/1 | 0.96 | 0.42 | 59,59,59,59 | 0 |
| 54 | MG | 14 | 3100 | 1/1 | 0.96 | 0.20 | 45,45,45,45 | 0 |
| 54 | MG | 13 | 2207 | 1/1 | 0.96 | 0.09 | 69,69,69,69 | 0 |
| 54 | MG | 13 | 2212 | 1/1 | 0.96 | 0.06 | 89,89,89,89 | 0 |
| 54 | MG | 14 | 3366 | 1/1 | 0.96 | 0.16 | 53,53,53,53 | 0 |
| 54 | MG | 1H | 3555 | 1/1 | 0.96 | 0.30 | 53,53,53,53 | 0 |
| 54 | MG | 1H | 3008 | 1/1 | 0.96 | 0.09 | 40,40,40,40 | 0 |
| 54 | MG | 14 | 3234 | 1/1 | 0.96 | 0.42 | 57,57,57,57 | 0 |
| 54 | MG | 1H | 3435 | 1/1 | 0.96 | 0.04 | 40,40,40,40 | 0 |
| 54 | MG | 1H | 3139 | 1/1 | 0.96 | 0.07 | 37,37,37,37 | 0 |
| 54 | MG | 16 | 206 | 1/1 | 0.96 | 0.45 | 52,52,52,52 | 0 |
| 54 | MG | 1H | 3010 | 1/1 | 0.96 | 0.07 | 58,58,58,58 | 0 |
| 54 | MG | 1H | 3191 | 1/1 | 0.96 | 0.27 | 29,29,29,29 | 0 |
| 54 | MG | 1H | 3011 | 1/1 | 0.96 | 0.07 | 46,46,46,46 | 0 |
| 54 | MG | 1H | 3050 | 1/1 | 0.96 | 0.12 | 42,42,42,42 | 0 |
| 54 | MG | 1H | 3480 | 1/1 | 0.96 | 0.17 | 46,46,46,46 | 0 |
| 54 | MG | 1H | 3121 | 1/1 | 0.96 | 0.20 | 44,44,44,44 | 0 |
| 54 | MG | 14 | 3019 | 1/1 | 0.96 | 0.08 | 50,50,50,50 | 0 |
| 54 | MG | 1H | 3195 | 1/1 | 0.96 | 0.10 | 34,34,34,34 | 0 |
| 54 | MG | 1H | 3444 | 1/1 | 0.96 | 0.08 | 50,50,50,50 | 0 |
| 54 | MG | 13 | 2358 | 1/1 | 0.96 | 0.10 | 74,74,74,74 | 0 |
| 54 | MG | 14 | 3030 | 1/1 | 0.96 | 0.09 | 42,42,42,42 | 0 |
| 54 | MG | 1H | 3526 | 1/1 | 0.96 | 0.22 | 56,56,56,56 | 0 |
| 54 | MG | 1H | 3569 | 1/1 | 0.96 | 0.09 | 47,47,47,47 | 0 |

Continued on next page...

Continued from previous page...

| Mol | Type | Chain | Res | Atoms | RSCC | RSR | B-factors(\AA^2) | Q<0.9 |
|-----|------|-------|------|-------|------|------|-----------------------------|-------|
| 54 | MG | 1H | 3409 | 1/1 | 0.96 | 0.05 | 30,30,30,30 | 0 |
| 54 | MG | 14 | 3043 | 1/1 | 0.96 | 0.11 | 47,47,47,47 | 0 |
| 54 | MG | 1H | 3102 | 1/1 | 0.96 | 0.12 | 41,41,41,41 | 0 |
| 54 | MG | 1G | 2304 | 1/1 | 0.96 | 0.39 | 85,85,85,85 | 0 |
| 54 | MG | 1H | 3573 | 1/1 | 0.96 | 0.06 | 47,47,47,47 | 0 |
| 54 | MG | 14 | 3028 | 1/1 | 0.97 | 0.06 | 59,59,59,59 | 0 |
| 54 | MG | 1G | 2209 | 1/1 | 0.97 | 0.09 | 68,68,68,68 | 0 |
| 54 | MG | 14 | 3182 | 1/1 | 0.97 | 0.38 | 44,44,44,44 | 0 |
| 54 | MG | 14 | 3032 | 1/1 | 0.97 | 0.11 | 46,46,46,46 | 0 |
| 54 | MG | 1H | 3427 | 1/1 | 0.97 | 0.07 | 43,43,43,43 | 0 |
| 54 | MG | 1H | 3201 | 1/1 | 0.97 | 0.33 | 33,33,33,33 | 0 |
| 54 | MG | 1H | 3007 | 1/1 | 0.97 | 0.07 | 72,72,72,72 | 0 |
| 54 | MG | 14 | 3042 | 1/1 | 0.97 | 0.05 | 51,51,51,51 | 0 |
| 54 | MG | 1H | 3476 | 1/1 | 0.97 | 0.26 | 52,52,52,52 | 0 |
| 54 | MG | 14 | 3046 | 1/1 | 0.97 | 0.05 | 71,71,71,71 | 0 |
| 54 | MG | 29 | 301 | 1/1 | 0.97 | 0.08 | 52,52,52,52 | 0 |
| 54 | MG | 1G | 2220 | 1/1 | 0.97 | 0.07 | 66,66,66,66 | 0 |
| 54 | MG | 14 | 3104 | 1/1 | 0.97 | 0.10 | 47,47,47,47 | 0 |
| 54 | MG | 1H | 3531 | 1/1 | 0.97 | 0.14 | 52,52,52,52 | 0 |
| 54 | MG | 1H | 3390 | 1/1 | 0.97 | 0.07 | 39,39,39,39 | 0 |
| 54 | MG | 1H | 3120 | 1/1 | 0.97 | 0.13 | 33,33,33,33 | 0 |
| 54 | MG | 14 | 3052 | 1/1 | 0.97 | 0.06 | 50,50,50,50 | 0 |
| 54 | MG | 1H | 3592 | 1/1 | 0.97 | 0.10 | 57,57,57,57 | 0 |
| 54 | MG | 1H | 3145 | 1/1 | 0.97 | 0.19 | 45,45,45,45 | 0 |
| 54 | MG | 1H | 3316 | 1/1 | 0.97 | 0.17 | 40,40,40,40 | 0 |
| 54 | MG | 1H | 3482 | 1/1 | 0.97 | 0.06 | 48,48,48,48 | 0 |
| 54 | MG | 14 | 3059 | 1/1 | 0.97 | 0.08 | 58,58,58,58 | 0 |
| 54 | MG | 1H | 3509 | 1/1 | 0.97 | 0.18 | 34,34,34,34 | 0 |
| 54 | MG | 14 | 3061 | 1/1 | 0.97 | 0.10 | 48,48,48,48 | 0 |
| 54 | MG | 1H | 3009 | 1/1 | 0.97 | 0.14 | 50,50,50,50 | 0 |
| 54 | MG | 1H | 3436 | 1/1 | 0.97 | 0.13 | 47,47,47,47 | 0 |
| 54 | MG | 1H | 3030 | 1/1 | 0.97 | 0.07 | 48,48,48,48 | 0 |
| 54 | MG | 1H | 3208 | 1/1 | 0.97 | 0.21 | 32,32,32,32 | 0 |
| 54 | MG | 14 | 3072 | 1/1 | 0.97 | 0.20 | 52,52,52,52 | 0 |
| 54 | MG | 1H | 3209 | 1/1 | 0.97 | 0.21 | 52,52,52,52 | 0 |
| 54 | MG | 1H | 3543 | 1/1 | 0.97 | 0.08 | 44,44,44,44 | 0 |
| 54 | MG | 1G | 2215 | 1/1 | 0.97 | 0.14 | 71,71,71,71 | 0 |
| 54 | MG | 14 | 3076 | 1/1 | 0.97 | 0.18 | 55,55,55,55 | 0 |
| 54 | MG | 1H | 3051 | 1/1 | 0.97 | 0.07 | 59,59,59,59 | 0 |
| 54 | MG | 14 | 3169 | 1/1 | 0.97 | 0.39 | 57,57,57,57 | 0 |
| 54 | MG | 14 | 3436 | 1/1 | 0.97 | 0.08 | 39,39,39,39 | 0 |
| 54 | MG | 14 | 3007 | 1/1 | 0.97 | 0.06 | 43,43,43,43 | 0 |

Continued on next page...

Continued from previous page...

| Mol | Type | Chain | Res | Atoms | RSCC | RSR | B-factors(\AA^2) | Q<0.9 |
|-----|------|-------|------|-------|------|------|-----------------------------|-------|
| 54 | MG | 1H | 3068 | 1/1 | 0.97 | 0.09 | 64,64,64,64 | 0 |
| 54 | MG | 13 | 2310 | 1/1 | 0.97 | 0.39 | 54,54,54,54 | 0 |
| 54 | MG | 14 | 3086 | 1/1 | 0.97 | 0.06 | 49,49,49,49 | 0 |
| 54 | MG | 1H | 3166 | 1/1 | 0.97 | 0.32 | 34,34,34,34 | 0 |
| 54 | MG | 1H | 3493 | 1/1 | 0.97 | 0.23 | 62,62,62,62 | 0 |
| 54 | MG | 1H | 3152 | 1/1 | 0.97 | 0.10 | 41,41,41,41 | 0 |
| 54 | MG | 1H | 3446 | 1/1 | 0.97 | 0.14 | 39,39,39,39 | 0 |
| 54 | MG | 13 | 2273 | 1/1 | 0.97 | 0.25 | 62,62,62,62 | 0 |
| 54 | MG | 1H | 3039 | 1/1 | 0.97 | 0.07 | 41,41,41,41 | 0 |
| 54 | MG | 14 | 3041 | 1/1 | 0.98 | 0.06 | 44,44,44,44 | 0 |
| 54 | MG | 1H | 3016 | 1/1 | 0.98 | 0.15 | 40,40,40,40 | 0 |
| 54 | MG | 13 | 2209 | 1/1 | 0.98 | 0.05 | 67,67,67,67 | 0 |
| 54 | MG | 14 | 3044 | 1/1 | 0.98 | 0.05 | 75,75,75,75 | 0 |
| 54 | MG | 1H | 3106 | 1/1 | 0.98 | 0.09 | 44,44,44,44 | 0 |
| 54 | MG | 14 | 3047 | 1/1 | 0.98 | 0.05 | 64,64,64,64 | 0 |
| 54 | MG | G8 | 202 | 1/1 | 0.98 | 0.39 | 53,53,53,53 | 0 |
| 54 | MG | 1G | 2207 | 1/1 | 0.98 | 0.07 | 70,70,70,70 | 0 |
| 54 | MG | 1H | 3049 | 1/1 | 0.98 | 0.14 | 35,35,35,35 | 0 |
| 54 | MG | 14 | 3278 | 1/1 | 0.98 | 0.18 | 39,39,39,39 | 0 |
| 54 | MG | 1H | 3080 | 1/1 | 0.98 | 0.13 | 58,58,58,58 | 0 |
| 54 | MG | 1H | 3022 | 1/1 | 0.98 | 0.05 | 45,45,45,45 | 0 |
| 54 | MG | 1H | 3023 | 1/1 | 0.98 | 0.05 | 39,39,39,39 | 0 |
| 54 | MG | 1H | 3310 | 1/1 | 0.98 | 0.06 | 30,30,30,30 | 0 |
| 54 | MG | 1H | 3083 | 1/1 | 0.98 | 0.23 | 50,50,50,50 | 0 |
| 54 | MG | 1H | 3084 | 1/1 | 0.98 | 0.13 | 41,41,41,41 | 0 |
| 54 | MG | 1H | 3024 | 1/1 | 0.98 | 0.06 | 40,40,40,40 | 0 |
| 54 | MG | 1G | 2208 | 1/1 | 0.98 | 0.07 | 70,70,70,70 | 0 |
| 54 | MG | 1H | 3088 | 1/1 | 0.98 | 0.05 | 37,37,37,37 | 0 |
| 54 | MG | 1H | 3029 | 1/1 | 0.98 | 0.04 | 52,52,52,52 | 0 |
| 54 | MG | 14 | 3063 | 1/1 | 0.98 | 0.08 | 46,46,46,46 | 0 |
| 54 | MG | 14 | 3064 | 1/1 | 0.98 | 0.12 | 68,68,68,68 | 0 |
| 54 | MG | 1G | 2216 | 1/1 | 0.98 | 0.07 | 73,73,73,73 | 0 |
| 54 | MG | 14 | 3012 | 1/1 | 0.98 | 0.10 | 43,43,43,43 | 0 |
| 54 | MG | 14 | 3013 | 1/1 | 0.98 | 0.07 | 41,41,41,41 | 0 |
| 54 | MG | 14 | 3071 | 1/1 | 0.98 | 0.18 | 54,54,54,54 | 0 |
| 54 | MG | 1H | 3058 | 1/1 | 0.98 | 0.11 | 39,39,39,39 | 0 |
| 54 | MG | 13 | 2206 | 1/1 | 0.98 | 0.04 | 79,79,79,79 | 0 |
| 54 | MG | 14 | 3119 | 1/1 | 0.98 | 0.32 | 39,39,39,39 | 0 |
| 54 | MG | 14 | 3018 | 1/1 | 0.98 | 0.15 | 58,58,58,58 | 0 |
| 54 | MG | 1H | 3034 | 1/1 | 0.98 | 0.08 | 47,47,47,47 | 0 |
| 54 | MG | 14 | 3021 | 1/1 | 0.98 | 0.17 | 45,45,45,45 | 0 |
| 54 | MG | 14 | 3078 | 1/1 | 0.98 | 0.04 | 46,46,46,46 | 0 |

Continued on next page...

Continued from previous page...

| Mol | Type | Chain | Res | Atoms | RSCC | RSR | B-factors(\AA^2) | Q<0.9 |
|-----|------|-------|------|-------|------|------|-----------------------------|-------|
| 54 | MG | 13 | 2208 | 1/1 | 0.98 | 0.12 | 78,78,78,78 | 0 |
| 54 | MG | 14 | 3080 | 1/1 | 0.98 | 0.14 | 60,60,60,60 | 0 |
| 54 | MG | 14 | 3082 | 1/1 | 0.98 | 0.07 | 47,47,47,47 | 0 |
| 54 | MG | 1H | 3063 | 1/1 | 0.98 | 0.06 | 71,71,71,71 | 0 |
| 54 | MG | 1H | 3036 | 1/1 | 0.98 | 0.06 | 48,48,48,48 | 0 |
| 54 | MG | 1H | 3013 | 1/1 | 0.98 | 0.05 | 52,52,52,52 | 0 |
| 54 | MG | 1H | 3038 | 1/1 | 0.98 | 0.08 | 51,51,51,51 | 0 |
| 54 | MG | 1H | 3014 | 1/1 | 0.98 | 0.11 | 42,42,42,42 | 0 |
| 54 | MG | 1G | 2211 | 1/1 | 0.98 | 0.04 | 63,63,63,63 | 0 |
| 54 | MG | 14 | 3089 | 1/1 | 0.98 | 0.13 | 56,56,56,56 | 0 |
| 54 | MG | 1H | 3070 | 1/1 | 0.98 | 0.18 | 36,36,36,36 | 0 |
| 54 | MG | 1H | 3071 | 1/1 | 0.98 | 0.05 | 102,102,102,102 | 0 |
| 54 | MG | 1H | 3092 | 1/1 | 0.99 | 0.04 | 54,54,54,54 | 0 |
| 54 | MG | 1H | 3065 | 1/1 | 0.99 | 0.04 | 70,70,70,70 | 0 |
| 54 | MG | 14 | 3065 | 1/1 | 0.99 | 0.10 | 68,68,68,68 | 0 |
| 54 | MG | 14 | 3016 | 1/1 | 0.99 | 0.08 | 47,47,47,47 | 0 |
| 54 | MG | 14 | 3067 | 1/1 | 0.99 | 0.15 | 43,43,43,43 | 0 |
| 54 | MG | 14 | 3017 | 1/1 | 0.99 | 0.03 | 51,51,51,51 | 0 |
| 54 | MG | 14 | 3069 | 1/1 | 0.99 | 0.04 | 70,70,70,70 | 0 |
| 54 | MG | 13 | 2205 | 1/1 | 0.99 | 0.08 | 64,64,64,64 | 0 |
| 54 | MG | 13 | 2215 | 1/1 | 0.99 | 0.06 | 63,63,63,63 | 0 |
| 54 | MG | 1H | 3043 | 1/1 | 0.99 | 0.03 | 45,45,45,45 | 0 |
| 54 | MG | 1H | 3044 | 1/1 | 0.99 | 0.04 | 38,38,38,38 | 0 |
| 54 | MG | 14 | 3023 | 1/1 | 0.99 | 0.04 | 46,46,46,46 | 0 |
| 54 | MG | 14 | 3024 | 1/1 | 0.99 | 0.06 | 48,48,48,48 | 0 |
| 54 | MG | 1H | 3045 | 1/1 | 0.99 | 0.03 | 41,41,41,41 | 0 |
| 54 | MG | 14 | 3077 | 1/1 | 0.99 | 0.09 | 59,59,59,59 | 0 |
| 54 | MG | 14 | 3026 | 1/1 | 0.99 | 0.09 | 41,41,41,41 | 0 |
| 54 | MG | 13 | 2203 | 1/1 | 0.99 | 0.04 | 80,80,80,80 | 0 |
| 54 | MG | 1H | 3072 | 1/1 | 0.99 | 0.04 | 55,55,55,55 | 0 |
| 54 | MG | 14 | 3029 | 1/1 | 0.99 | 0.07 | 50,50,50,50 | 0 |
| 54 | MG | 1H | 3073 | 1/1 | 0.99 | 0.06 | 44,44,44,44 | 0 |
| 54 | MG | 14 | 3031 | 1/1 | 0.99 | 0.03 | 52,52,52,52 | 0 |
| 54 | MG | 1H | 3025 | 1/1 | 0.99 | 0.04 | 39,39,39,39 | 0 |
| 54 | MG | 14 | 3033 | 1/1 | 0.99 | 0.07 | 52,52,52,52 | 0 |
| 54 | MG | 14 | 3034 | 1/1 | 0.99 | 0.04 | 46,46,46,46 | 0 |
| 54 | MG | 1H | 3048 | 1/1 | 0.99 | 0.08 | 42,42,42,42 | 0 |
| 54 | MG | 14 | 3037 | 1/1 | 0.99 | 0.05 | 59,59,59,59 | 0 |
| 54 | MG | 13 | 2204 | 1/1 | 0.99 | 0.03 | 61,61,61,61 | 0 |
| 54 | MG | 1H | 3077 | 1/1 | 0.99 | 0.15 | 43,43,43,43 | 0 |
| 54 | MG | 14 | 3040 | 1/1 | 0.99 | 0.04 | 70,70,70,70 | 0 |
| 54 | MG | 1G | 2204 | 1/1 | 0.99 | 0.06 | 58,58,58,58 | 0 |

Continued on next page...

Continued from previous page...

| Mol | Type | Chain | Res | Atoms | RSCC | RSR | B-factors(\AA^2) | Q<0.9 |
|-----|------|-------|------|-------|------|------|-----------------------------|-------|
| 54 | MG | 1H | 3012 | 1/1 | 0.99 | 0.03 | 36,36,36,36 | 0 |
| 54 | MG | 1G | 2205 | 1/1 | 0.99 | 0.12 | 71,71,71,71 | 0 |
| 54 | MG | 1H | 3032 | 1/1 | 0.99 | 0.07 | 43,43,43,43 | 0 |
| 54 | MG | 14 | 3045 | 1/1 | 0.99 | 0.05 | 64,64,64,64 | 0 |
| 54 | MG | 1H | 3033 | 1/1 | 0.99 | 0.10 | 46,46,46,46 | 0 |
| 54 | MG | 1G | 2213 | 1/1 | 0.99 | 0.07 | 60,60,60,60 | 0 |
| 54 | MG | 1H | 3002 | 1/1 | 0.99 | 0.04 | 36,36,36,36 | 0 |
| 54 | MG | 1H | 3003 | 1/1 | 0.99 | 0.03 | 43,43,43,43 | 0 |
| 54 | MG | 14 | 3202 | 1/1 | 0.99 | 0.22 | 42,42,42,42 | 0 |
| 54 | MG | 14 | 3002 | 1/1 | 0.99 | 0.07 | 41,41,41,41 | 0 |
| 54 | MG | 14 | 3003 | 1/1 | 0.99 | 0.05 | 44,44,44,44 | 0 |
| 54 | MG | 14 | 3004 | 1/1 | 0.99 | 0.04 | 48,48,48,48 | 0 |
| 54 | MG | 1H | 3004 | 1/1 | 0.99 | 0.04 | 40,40,40,40 | 0 |
| 54 | MG | 14 | 3054 | 1/1 | 0.99 | 0.03 | 48,48,48,48 | 0 |
| 54 | MG | 1H | 3087 | 1/1 | 0.99 | 0.05 | 45,45,45,45 | 0 |
| 54 | MG | 1H | 3019 | 1/1 | 0.99 | 0.03 | 38,38,38,38 | 0 |
| 54 | MG | 1H | 3062 | 1/1 | 0.99 | 0.07 | 51,51,51,51 | 0 |
| 54 | MG | 1G | 2206 | 1/1 | 0.99 | 0.05 | 80,80,80,80 | 0 |
| 54 | MG | 14 | 3010 | 1/1 | 0.99 | 0.03 | 42,42,42,42 | 0 |
| 54 | MG | 1H | 3231 | 1/1 | 0.99 | 0.16 | 35,35,35,35 | 0 |
| 54 | MG | 1H | 3006 | 1/1 | 0.99 | 0.05 | 45,45,45,45 | 0 |
| 55 | ZN | 5I | 101 | 1/1 | 0.99 | 0.02 | 74,74,74,74 | 0 |
| 55 | ZN | 5A | 101 | 1/1 | 0.99 | 0.04 | 99,99,99,99 | 0 |
| 54 | MG | 1H | 3053 | 1/1 | 1.00 | 0.03 | 36,36,36,36 | 0 |
| 54 | MG | 14 | 3020 | 1/1 | 1.00 | 0.04 | 45,45,45,45 | 0 |
| 54 | MG | 14 | 3035 | 1/1 | 1.00 | 0.05 | 46,46,46,46 | 0 |
| 54 | MG | 1H | 3026 | 1/1 | 1.00 | 0.02 | 40,40,40,40 | 0 |
| 54 | MG | 1H | 3018 | 1/1 | 1.00 | 0.04 | 36,36,36,36 | 0 |
| 54 | MG | 14 | 3081 | 1/1 | 1.00 | 0.10 | 48,48,48,48 | 0 |
| 54 | MG | 1H | 3056 | 1/1 | 1.00 | 0.03 | 45,45,45,45 | 0 |
| 54 | MG | 14 | 3055 | 1/1 | 1.00 | 0.04 | 54,54,54,54 | 0 |
| 54 | MG | 14 | 3011 | 1/1 | 1.00 | 0.03 | 42,42,42,42 | 0 |
| 54 | MG | 1H | 3028 | 1/1 | 1.00 | 0.04 | 49,49,49,49 | 0 |

6.5 Other polymers [i](#)

There are no such residues in this entry.