



wwPDB X-ray Structure Validation Summary Report ⓘ

Jun 23, 2026 – 08:08 PM EDT

PDB ID : 6OF1 / pdb_00006of1
Title : Crystal structure of the *Thermus thermophilus* 70S ribosome in complex with dirithromycin and bound to mRNA and A-, P-, and E-site tRNAs at 2.80Å resolution
Authors : Khabibullina, N.F.; Tereshchenkov, A.G.; Komarova, E.S.; Syroegin, E.A.; Shiriaev, D.I.; Paleskava, A.; Kartsev, V.G.; Bogdanov, A.A.; Konevega, A.L.; Dontsova, O.A.; Sergiev, P.V.; Osterman, I.A.; Polikanov, Y.S.
Deposited on : 2019-03-28
Resolution : 2.80 Å(reported)

This is a wwPDB X-ray Structure Validation Summary Report for a publicly released PDB entry.

We welcome your comments at validation@mail.wwpdb.org

A user guide is available at

<https://www.wwpdb.org/validation/2017/XrayValidationReportHelp>

with specific help available everywhere you see the ⓘ symbol.

The types of validation reports are described at

<http://www.wwpdb.org/validation/2017/FAQs#types>.

The following versions of software and data (see [references ⓘ](#)) were used in the production of this report:

MolProbity : 4-5-2 with Phenix2.0
Mogul : 2022.3.0, CSD as543be (2022)
Xtriage (Phenix) : 2.0
EDS : 3.0
Buster-report : wwPDB partial adaption of 1.1.7 (2018)
Percentile statistics : 20250101.v01 (using entries in the PDB archive January 1st 2025)
CCP4 : 9.0.010 (Gargrove)
Density-Fitness : 1.0.12
Ideal geometry (proteins) : Engh & Huber (2001)

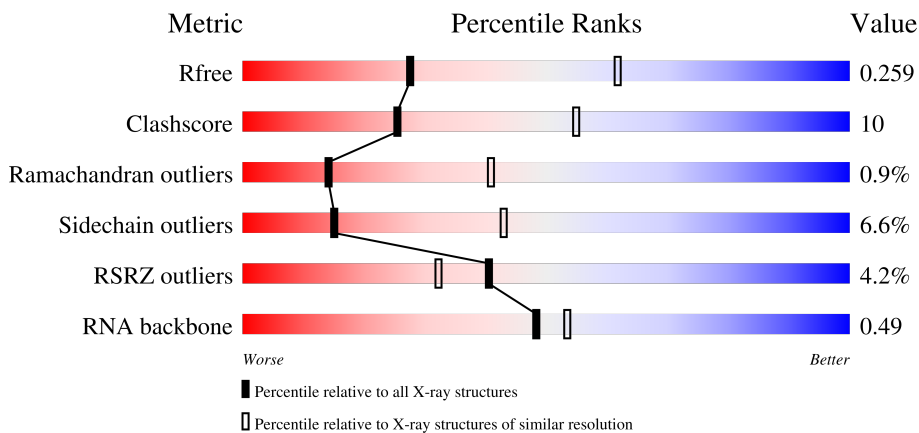
1 Overall quality at a glance

The following experimental techniques were used to determine the structure:

X-RAY DIFFRACTION

The reported resolution of this entry is 2.80 Å.

Percentile scores (ranging between 0-100) for global validation metrics of the entry are shown in the following graphic. The table shows the number of entries on which the scores are based.



Metric	Whole archive (#Entries)	Similar resolution (#Entries, resolution range(Å))
R_{free}	180053	3866 (2.80-2.80)
Clashscore	190562	4276 (2.80-2.80)
Ramachandran outliers	187476	4196 (2.80-2.80)
Sidechain outliers	187428	4198 (2.80-2.80)
RSRZ outliers	180081	3869 (2.80-2.80)
RNA backbone	3983	1114 (3.00-2.60)


























The table below summarises the geometric issues observed across the polymeric chains and their fit to the electron density. The red, orange, yellow and green segments of the lower bar indicate the fraction of residues that contain outliers for ≥ 3 , 2, 1 and 0 types of geometric quality criteria respectively. A grey segment represents the fraction of residues that are not modelled. The numeric value for each fraction is indicated below the corresponding segment, with a dot representing fractions $\leq 5\%$. The upper red bar (where present) indicates the fraction of residues that have poor fit to the electron density. The numeric value is given above the bar.

Mol	Chain	Length	Quality of chain
1	1A	2915	
1	2A	2915	

Continued on next page...

Ideal geometry (DNA, RNA) : Parkinson et al. (1996)
 Validation Pipeline (wwPDB-VP) : 2.49

Continued from previous page...

Mol	Chain	Length	Quality of chain
2	1B	121	 72% 23% ..
2	2B	121	 57% 38% ..
3	1D	276	 76% 22% .
3	2D	276	 76% 22% .
4	1E	206	 67% 29% ..
4	2E	206	 71% 23% ..
5	1F	210	 70% 24% ..
5	2F	210	 66% 28% ..
6	1G	182	 64% 32% ..
6	2G	182	 13% 65% 31% ..
7	1H	180	 71% 25% ..
7	2H	180	 8% 64% 30% ..
8	1I	148	 73% 22% ..
8	2I	148	 3% 68% 26% 5% ..
9	1N	140	 78% 17% 5% ..
9	2N	140	 71% 28% .
10	1O	122	 74% 24% .
10	2O	122	 72% 25% .
11	1P	150	 69% 28% ..
11	2P	150	 3% 71% 26% ..
12	1Q	141	 77% 20% .
12	2Q	141	 7% 62% 35% .
13	1R	118	 73% 24% .
13	2R	118	 2% 69% 27% .
14	1S	112	 74% 21% ..

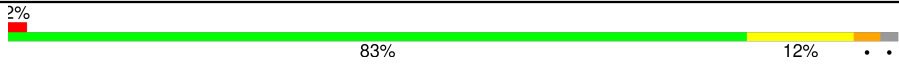













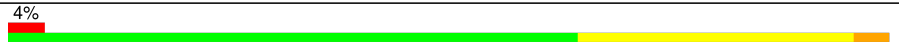










Continued on next page...

Continued from previous page...

Mol	Chain	Length	Quality of chain
14	2S	112	8% 68% 28% ..
15	1T	146	% 66% 22% 10%
15	2T	146	% 60% 30% 10%
16	1U	118	% 74% 24% ..
16	2U	118	69% 27% ..
17	1V	101	% 71% 26% .
17	2V	101	% 73% 23% .
18	1W	113	% 76% 20% ..
18	2W	113	2% 76% 21% ..
19	1X	96	% 74% 23% ..
19	2X	96	2% 69% 27% ..
20	1Y	110	2% 65% 31% ..
20	2Y	110	9% 64% 29% 5% .
21	1Z	206	6% 48% 25% 25%
21	2Z	206	17% 50% 24% 22%
22	10	85	% 74% 21% ..
22	20	85	12% 65% 31% ..
23	11	98	2% 71% 24% ..
23	21	98	2% 73% 22% ..
24	12	72	% 69% 25% ..
24	22	72	71% 25% ..
25	13	60	68% 28% ..
25	23	60	3% 63% 35% .
26	14	71	10% 55% 32% 6% ..
26	24	71	17% 59% 34% ..

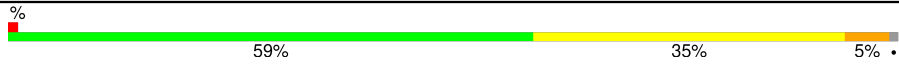

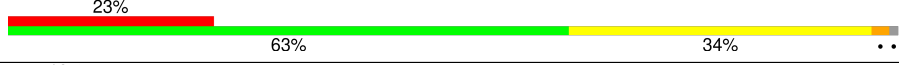

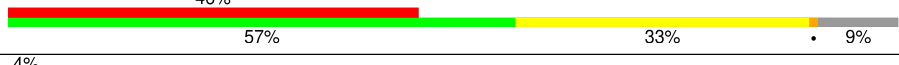
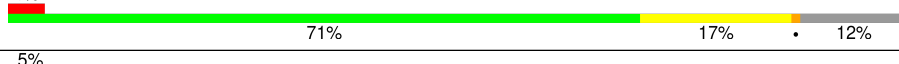
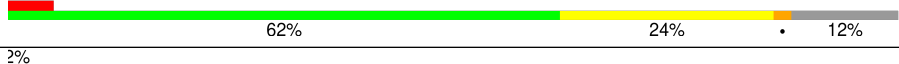

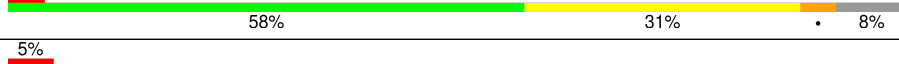



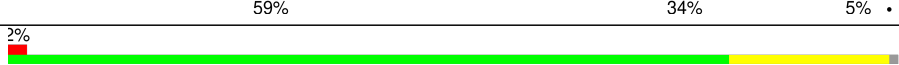
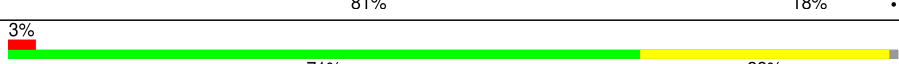

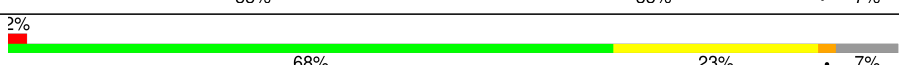
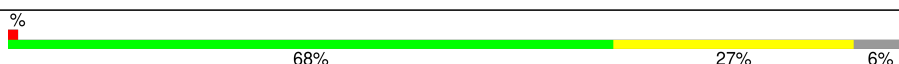
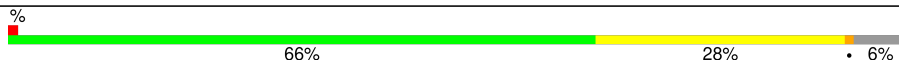
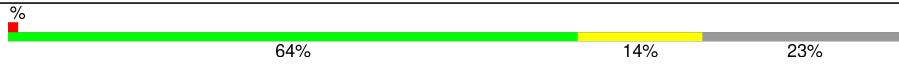






Continued on next page...

Continued from previous page...

Mol	Chain	Length	Quality of chain
27	15	60	 2% 83% 12% ..
27	25	60	 83% 12% ..
28	16	54	 69% 24% 6% .
28	26	54	 76% 19% ..
29	17	49	 2% 73% 22% ..
29	27	49	 4% 71% 24% ..
30	18	65	 57% 40% ..
30	28	65	 58% 37% ..
31	19	37	 73% 27%
31	29	37	 3% 73% 24% .
32	1a	1521	 52% 39% 7% .
32	2a	1521	 2% 48% 41% 9% .
33	1b	256	 10% 48% 39% . 10%
33	2b	256	 9% 56% 31% . 10%
34	1c	239	 3% 64% 21% . 14%
34	2c	239	 26% 55% 29% . 14%
35	1d	209	 4% 64% 31% .
35	2d	209	 4% 67% 29% .
36	1e	162	 66% 22% . 9%
36	2e	162	 5% 62% 28% . 9%
37	1f	101	 72% 25% ..
37	2f	101	 76% 21% ..
38	1g	156	 8% 79% 18% ..
38	2g	156	 11% 78% 21% ..
39	1h	138	 70% 26% ..

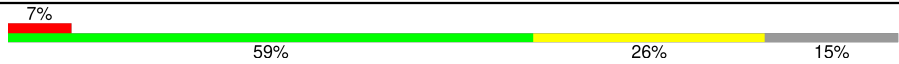


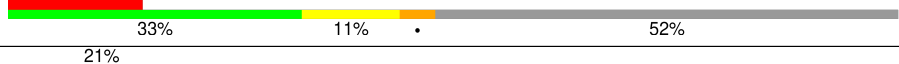
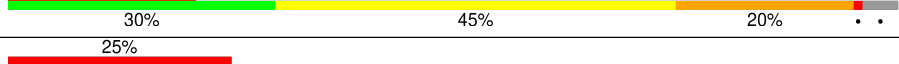


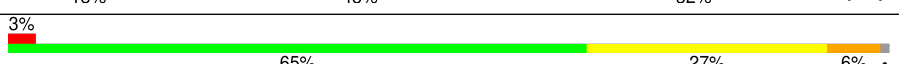
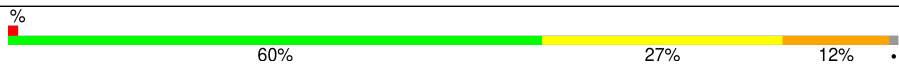

Continued on next page...

Continued from previous page...

Mol	Chain	Length	Quality of chain
39	2h	138	 % 59% 35% 5%
40	1i	128	 6% 67% 30%
40	2i	128	 23% 63% 34%
41	1j	105	 13% 57% 32% 8%
41	2j	105	 46% 57% 33% 9%
42	1k	129	 4% 71% 17% 12%
42	2k	129	 5% 62% 24% 12%
43	1l	132	 2% 67% 21% 5% 8%
43	2l	132	 4% 58% 31% 8%
44	1m	126	 5% 70% 25%
44	2m	126	 15% 58% 37%
45	1n	61	 2% 61% 38%
45	2n	61	 56% 59% 34% 5%
46	1o	89	 2% 81% 18%
46	2o	89	 3% 71% 28%
47	1p	88	 5% 55% 35% 7%
47	2p	88	 2% 68% 23% 7%
48	1q	105	 % 68% 27% 6%
48	2q	105	 % 66% 28% 6%
49	1r	88	 % 64% 14% 23%
49	2r	88	 % 59% 17% 23%
50	1s	93	 6% 54% 34% 11%
50	2s	93	 29% 47% 39% 11%
51	1t	106	 13% 51% 37% 9%
51	2t	106	 7% 64% 22% 9%

Continued on next page...

Continued from previous page...

Mol	Chain	Length	Quality of chain
52	1u	27	
52	2u	27	
53	1v	27	
53	2v	27	
54	1w	76	
54	1y	76	
54	2w	76	
54	2y	76	
55	1x	77	
55	2x	77	

The following table lists non-polymeric compounds, carbohydrate monomers and non-standard residues in protein, DNA, RNA chains that are outliers for geometric or electron-density-fit criteria:

Mol	Type	Chain	Res	Chirality	Geometry	Clashes	Electron density
56	MG	1A	3862	-	-	-	X
56	MG	1A	4081	-	-	-	X
56	MG	1y	103	-	-	-	X
56	MG	1y	104	-	-	-	X
56	MG	2A	3392	-	-	-	X

2 Entry composition [i](#)

There are 61 unique types of molecules in this entry. The entry contains 300274 atoms, of which 0 are hydrogens and 0 are deuteriums.

In the tables below, the ZeroOcc column contains the number of atoms modelled with zero occupancy, the AltConf column contains the number of residues with at least one atom in alternate conformation and the Trace column contains the number of residues modelled with at most 2 atoms.

- Molecule 1 is a RNA chain called 23S Ribosomal RNA.

Mol	Chain	Residues	Atoms					ZeroOcc	AltConf	Trace
			Total	C	N	O	P			
1	1A	2871	Total	C	N	O	P	0	0	0
			61852	27531	11572	19878	2871			
1	2A	2800	Total	C	N	O	P	0	0	0
			60322	26848	11284	19390	2800			

- Molecule 2 is a RNA chain called 5S Ribosomal RNA.

Mol	Chain	Residues	Atoms					ZeroOcc	AltConf	Trace
			Total	C	N	O	P			
2	1B	120	Total	C	N	O	P	0	0	0
			2577	1146	476	835	120			
2	2B	120	Total	C	N	O	P	0	0	0
			2575	1146	476	833	120			

- Molecule 3 is a protein called 50S ribosomal protein L2.

Mol	Chain	Residues	Atoms					ZeroOcc	AltConf	Trace
			Total	C	N	O	S			
3	1D	275	Total	C	N	O	S	0	0	0
			2136	1349	423	361	3			
3	2D	275	Total	C	N	O	S	0	0	0
			2136	1349	423	361	3			

- Molecule 4 is a protein called 50S ribosomal protein L3.

Mol	Chain	Residues	Atoms					ZeroOcc	AltConf	Trace
			Total	C	N	O	S			
4	1E	204	Total	C	N	O	S	0	0	0
			1559	985	298	270	6			
4	2E	204	Total	C	N	O	S	0	0	0
			1559	985	298	270	6			

- Molecule 5 is a protein called 50S ribosomal protein L4.

Mol	Chain	Residues	Atoms					ZeroOcc	AltConf	Trace
5	1F	203	Total	C	N	O	S	0	0	1
			1584	1009	298	275	2			
5	2F	203	Total	C	N	O	S	0	0	1
			1580	1007	297	274	2			

- Molecule 6 is a protein called 50S ribosomal protein L5.

Mol	Chain	Residues	Atoms					ZeroOcc	AltConf	Trace
6	1G	181	Total	C	N	O	S	0	0	0
			1423	913	253	253	4			
6	2G	181	Total	C	N	O	S	0	0	0
			1428	913	258	253	4			

- Molecule 7 is a protein called 50S ribosomal protein L6.

Mol	Chain	Residues	Atoms					ZeroOcc	AltConf	Trace
7	1H	174	Total	C	N	O	S	0	0	0
			1330	845	248	236	1			
7	2H	174	Total	C	N	O	S	0	0	0
			1330	845	248	236	1			

- Molecule 8 is a protein called 50S ribosomal protein L9.

Mol	Chain	Residues	Atoms					ZeroOcc	AltConf	Trace
8	1I	146	Total	C	N	O	S	0	0	0
			1097	701	191	204	1			
8	2I	146	Total	C	N	O	S	0	0	0
			1064	681	186	196	1			

- Molecule 9 is a protein called 50S ribosomal protein L13.

Mol	Chain	Residues	Atoms					ZeroOcc	AltConf	Trace
9	1N	140	Total	C	N	O	S	0	0	0
			1117	719	207	187	4			
9	2N	140	Total	C	N	O	S	0	0	0
			1117	719	207	187	4			

- Molecule 10 is a protein called 50S ribosomal protein L14.

Mol	Chain	Residues	Atoms					ZeroOcc	AltConf	Trace
10	1O	122	Total	C	N	O	S	0	0	0
			933	588	171	170	4			

Continued on next page...

Continued from previous page...

Mol	Chain	Residues	Atoms					ZeroOcc	AltConf	Trace
10	2O	122	Total	C	N	O	S	0	0	0
			933	588	171	170	4			

- Molecule 11 is a protein called 50S ribosomal protein L15.

Mol	Chain	Residues	Atoms					ZeroOcc	AltConf	Trace
11	1P	149	Total	C	N	O	S	0	0	0
			1135	706	230	196	3			
11	2P	149	Total	C	N	O	S	0	0	0
			1135	706	230	196	3			

- Molecule 12 is a protein called 50S ribosomal protein L16.

Mol	Chain	Residues	Atoms					ZeroOcc	AltConf	Trace
12	1Q	141	Total	C	N	O	S	0	0	0
			1122	715	212	188	7			
12	2Q	141	Total	C	N	O	S	0	0	0
			1122	715	212	188	7			

- Molecule 13 is a protein called 50S ribosomal protein L17.

Mol	Chain	Residues	Atoms					ZeroOcc	AltConf	Trace
13	1R	118	Total	C	N	O	S	0	0	0
			968	604	203	160	1			
13	2R	118	Total	C	N	O	S	0	0	0
			968	604	203	160	1			

- Molecule 14 is a protein called 50S ribosomal protein L18.

Mol	Chain	Residues	Atoms				ZeroOcc	AltConf	Trace
14	1S	110	Total	C	N	O	0	0	0
			873	550	174	149			
14	2S	110	Total	C	N	O	0	0	0
			870	549	173	148			

- Molecule 15 is a protein called 50S ribosomal protein L19.

Mol	Chain	Residues	Atoms					ZeroOcc	AltConf	Trace
15	1T	131	Total	C	N	O	S	0	0	0
			1091	680	225	185	1			
15	2T	131	Total	C	N	O	S	0	0	0
			1083	675	224	183	1			

- Molecule 16 is a protein called 50S ribosomal protein L20.

Mol	Chain	Residues	Atoms					ZeroOcc	AltConf	Trace
16	1U	116	Total	C	N	O	S	0	0	0
			959	608	201	149	1			
16	2U	116	Total	C	N	O	S	0	0	0
			959	608	201	149	1			

- Molecule 17 is a protein called 50S ribosomal protein L21.

Mol	Chain	Residues	Atoms					ZeroOcc	AltConf	Trace
17	1V	101	Total	C	N	O	S	0	0	0
			771	495	140	135	1			
17	2V	101	Total	C	N	O	S	0	0	0
			771	495	140	135	1			

- Molecule 18 is a protein called 50S ribosomal protein L22.

Mol	Chain	Residues	Atoms					ZeroOcc	AltConf	Trace
18	1W	112	Total	C	N	O	S	0	0	0
			886	557	174	153	2			
18	2W	112	Total	C	N	O	S	0	0	0
			886	557	174	153	2			

- Molecule 19 is a protein called 50S ribosomal protein L23.

Mol	Chain	Residues	Atoms					ZeroOcc	AltConf	Trace
19	1X	95	Total	C	N	O	S	0	0	0
			750	488	135	126	1			
19	2X	95	Total	C	N	O	S	0	0	0
			750	488	135	126	1			

- Molecule 20 is a protein called 50S ribosomal protein L24.

Mol	Chain	Residues	Atoms					ZeroOcc	AltConf	Trace
20	1Y	107	Total	C	N	O	S	0	0	0
			806	517	152	131	6			
20	2Y	107	Total	C	N	O	S	0	0	0
			806	517	152	131	6			

- Molecule 21 is a protein called 50S ribosomal protein L25.

Mol	Chain	Residues	Atoms					ZeroOcc	AltConf	Trace
21	1Z	154	Total	C	N	O	S	0	0	0
			1240	795	222	220	3			
21	2Z	160	Total	C	N	O	S	0	0	0
			1271	814	228	227	2			

- Molecule 22 is a protein called 50S ribosomal protein L27.

Mol	Chain	Residues	Atoms					ZeroOcc	AltConf	Trace
22	10	83	Total	C	N	O	S	0	0	0
			653	404	139	109	1			
22	20	83	Total	C	N	O	S	0	0	0
			653	404	139	109	1			

- Molecule 23 is a protein called 50S ribosomal protein L28.

Mol	Chain	Residues	Atoms					ZeroOcc	AltConf	Trace
23	11	97	Total	C	N	O	S	0	0	0
			755	475	148	131	1			
23	21	97	Total	C	N	O	S	0	0	0
			755	475	148	131	1			

- Molecule 24 is a protein called 50S ribosomal protein L29.

Mol	Chain	Residues	Atoms					ZeroOcc	AltConf	Trace
24	12	70	Total	C	N	O	S	0	0	0
			588	365	118	103	2			
24	22	70	Total	C	N	O	S	0	0	0
			588	365	118	103	2			

- Molecule 25 is a protein called 50S ribosomal protein L30.

Mol	Chain	Residues	Atoms				ZeroOcc	AltConf	Trace
25	13	59	Total	C	N	O	0	0	0
			469	298	90	81			
25	23	59	Total	C	N	O	0	0	0
			464	296	90	78			

- Molecule 26 is a protein called 50S ribosomal protein L31.

Mol	Chain	Residues	Atoms					ZeroOcc	AltConf	Trace
26	14	69	Total	C	N	O	S	0	0	0
			552	349	99	99	5			

Continued on next page...

Continued from previous page...

Mol	Chain	Residues	Atoms					ZeroOcc	AltConf	Trace
26	24	69	Total	C	N	O	S	0	0	0
			532	339	97	91	5			

- Molecule 27 is a protein called 50S ribosomal protein L32.

Mol	Chain	Residues	Atoms					ZeroOcc	AltConf	Trace
27	15	59	Total	C	N	O	S	0	0	0
			455	285	89	76	5			
27	25	59	Total	C	N	O	S	0	0	0
			455	285	89	76	5			

- Molecule 28 is a protein called 50S ribosomal protein L33.

Mol	Chain	Residues	Atoms					ZeroOcc	AltConf	Trace
28	16	53	Total	C	N	O	S	0	0	0
			453	281	91	77	4			
28	26	53	Total	C	N	O	S	0	0	0
			449	279	91	75	4			

- Molecule 29 is a protein called 50S ribosomal protein L34.

Mol	Chain	Residues	Atoms					ZeroOcc	AltConf	Trace
29	17	48	Total	C	N	O	S	0	0	0
			418	257	104	55	2			
29	27	48	Total	C	N	O	S	0	0	0
			418	257	104	55	2			

- Molecule 30 is a protein called 50S ribosomal protein L35.

Mol	Chain	Residues	Atoms					ZeroOcc	AltConf	Trace
30	18	64	Total	C	N	O	S	0	0	0
			517	331	102	82	2			
30	28	64	Total	C	N	O	S	0	0	0
			517	331	102	82	2			

- Molecule 31 is a protein called 50S ribosomal protein L36.

Mol	Chain	Residues	Atoms					ZeroOcc	AltConf	Trace
31	19	37	Total	C	N	O	S	0	0	0
			307	188	68	47	4			
31	29	37	Total	C	N	O	S	0	0	0
			307	188	68	47	4			

- Molecule 32 is a RNA chain called 16S Ribosomal RNA.

Mol	Chain	Residues	Atoms					ZeroOcc	AltConf	Trace
32	1a	1500	Total	C	N	O	P	0	0	0
			32246	14358	5975	10413	1500			
32	2a	1503	Total	C	N	O	P	0	0	0
			32327	14396	5990	10438	1503			

- Molecule 33 is a protein called 30S ribosomal protein S2.

Mol	Chain	Residues	Atoms					ZeroOcc	AltConf	Trace
33	1b	231	Total	C	N	O	S	0	0	0
			1846	1179	331	331	5			
33	2b	231	Total	C	N	O	S	0	0	0
			1825	1167	326	327	5			

- Molecule 34 is a protein called 30S ribosomal protein S3.

Mol	Chain	Residues	Atoms					ZeroOcc	AltConf	Trace
34	1c	206	Total	C	N	O	S	0	0	0
			1548	973	301	273	1			
34	2c	206	Total	C	N	O	S	0	0	0
			1542	968	300	273	1			

- Molecule 35 is a protein called 30S ribosomal protein S4.

Mol	Chain	Residues	Atoms					ZeroOcc	AltConf	Trace
35	1d	208	Total	C	N	O	S	0	0	0
			1655	1038	326	284	7			
35	2d	208	Total	C	N	O	S	0	0	0
			1674	1050	333	284	7			

- Molecule 36 is a protein called 30S ribosomal protein S5.

Mol	Chain	Residues	Atoms					ZeroOcc	AltConf	Trace
36	1e	148	Total	C	N	O	S	0	0	0
			1129	714	213	198	4			
36	2e	148	Total	C	N	O	S	0	0	0
			1133	716	214	199	4			

- Molecule 37 is a protein called 30S ribosomal protein S6.

Mol	Chain	Residues	Atoms					ZeroOcc	AltConf	Trace
37	1f	100	Total	C	N	O	S	0	0	0
			810	514	144	149	3			
37	2f	100	Total	C	N	O	S	0	0	0
			816	516	146	151	3			

- Molecule 38 is a protein called 30S ribosomal protein S7.

Mol	Chain	Residues	Atoms					ZeroOcc	AltConf	Trace
38	1g	155	Total	C	N	O	S	0	0	0
			1231	766	243	216	6			
38	2g	155	Total	C	N	O	S	0	0	0
			1235	769	244	216	6			

- Molecule 39 is a protein called 30S ribosomal protein S8.

Mol	Chain	Residues	Atoms					ZeroOcc	AltConf	Trace
39	1h	137	Total	C	N	O	S	0	0	0
			1088	689	206	191	2			
39	2h	137	Total	C	N	O	S	0	0	0
			1088	689	206	191	2			

- Molecule 40 is a protein called 30S ribosomal protein S9.

Mol	Chain	Residues	Atoms				ZeroOcc	AltConf	Trace
40	1i	127	Total	C	N	O	0	0	0
			983	623	193	167			
40	2i	127	Total	C	N	O	0	0	0
			978	619	190	169			

- Molecule 41 is a protein called 30S ribosomal protein S10.

Mol	Chain	Residues	Atoms				ZeroOcc	AltConf	Trace
41	1j	97	Total	C	N	O	0	0	0
			709	440	138	131			
41	2j	96	Total	C	N	O	0	0	0
			714	445	138	131			

- Molecule 42 is a protein called 30S ribosomal protein S11.

Mol	Chain	Residues	Atoms					ZeroOcc	AltConf	Trace
42	1k	114	Total	C	N	O	S	0	0	0
			829	516	155	155	3			

Continued on next page...

Continued from previous page...

Mol	Chain	Residues	Atoms					ZeroOcc	AltConf	Trace
			Total	C	N	O	S			
42	2k	114	833	519	156	155	3	0	0	0

- Molecule 43 is a protein called 30S ribosomal protein S12.

Mol	Chain	Residues	Atoms					ZeroOcc	AltConf	Trace
			Total	C	N	O	S			
43	1l	122	932	586	185	159	2	0	0	0
43	2l	122	932	586	185	159	2	0	0	0

- Molecule 44 is a protein called 30S ribosomal protein S13.

Mol	Chain	Residues	Atoms					ZeroOcc	AltConf	Trace
			Total	C	N	O	S			
44	1m	123	958	592	198	166	2	0	0	0
44	2m	122	950	586	197	165	2	0	0	0

- Molecule 45 is a protein called 30S ribosomal protein S14 type Z.

Mol	Chain	Residues	Atoms					ZeroOcc	AltConf	Trace
			Total	C	N	O	S			
45	1n	60	492	312	104	72	4	0	0	0
45	2n	60	492	312	104	72	4	0	0	0

- Molecule 46 is a protein called 30S ribosomal protein S15.

Mol	Chain	Residues	Atoms					ZeroOcc	AltConf	Trace
			Total	C	N	O	S			
46	1o	88	728	456	144	126	2	0	0	0
46	2o	88	728	456	144	126	2	0	0	0

- Molecule 47 is a protein called 30S ribosomal protein S16.

Mol	Chain	Residues	Atoms					ZeroOcc	AltConf	Trace
			Total	C	N	O	S			
47	1p	82	681	433	134	113	1	0	0	0
47	2p	82	677	430	133	113	1	0	0	0

- Molecule 48 is a protein called 30S ribosomal protein S17.

Mol	Chain	Residues	Atoms					ZeroOcc	AltConf	Trace
48	1q	99	Total	C	N	O	S	0	0	0
			823	528	151	142	2			
48	2q	99	Total	C	N	O	S	0	0	0
			823	528	151	142	2			

- Molecule 49 is a protein called 30S ribosomal protein S18.

Mol	Chain	Residues	Atoms					ZeroOcc	AltConf	Trace
49	1r	68	Total	C	N	O		0	0	0
			555	355	108	92				
49	2r	68	Total	C	N	O		0	0	0
			555	355	108	92				

- Molecule 50 is a protein called 30S ribosomal protein S19.

Mol	Chain	Residues	Atoms					ZeroOcc	AltConf	Trace
50	1s	83	Total	C	N	O	S	0	0	0
			652	417	120	113	2			
50	2s	83	Total	C	N	O	S	0	0	0
			646	412	119	113	2			

- Molecule 51 is a protein called 30S ribosomal protein S20.

Mol	Chain	Residues	Atoms					ZeroOcc	AltConf	Trace
51	1t	96	Total	C	N	O	S	0	0	0
			728	446	156	124	2			
51	2t	96	Total	C	N	O	S	0	0	0
			727	446	155	124	2			

- Molecule 52 is a protein called 30S ribosomal protein Thx.

Mol	Chain	Residues	Atoms				ZeroOcc	AltConf	Trace	
52	1u	23	Total	C	N	O		0	0	0
			199	122	48	29				
52	2u	23	Total	C	N	O		0	0	0
			199	122	48	29				

- Molecule 53 is a RNA chain called mRNA.

Mol	Chain	Residues	Atoms					ZeroOcc	AltConf	Trace
53	1v	13	Total	C	N	O	P	0	0	0
			276	124	48	91	13			
53	2v	13	Total	C	N	O	P	0	0	0
			276	124	48	91	13			

- Molecule 54 is a RNA chain called A-site and E-site tRNAs.

Mol	Chain	Residues	Atoms						ZeroOcc	AltConf	Trace
54	1w	73	Total	C	N	O	P	S	0	0	0
			1568	700	282	512	73	1			
54	1y	73	Total	C	N	O	P	S	0	0	0
			1568	700	282	512	73	1			
54	2w	73	Total	C	N	O	P	S	0	0	0
			1568	700	282	512	73	1			
54	2y	73	Total	C	N	O	P	S	0	0	0
			1568	700	282	512	73	1			

- Molecule 55 is a RNA chain called P-site tRNA.

Mol	Chain	Residues	Atoms					ZeroOcc	AltConf	Trace	
55	1x	76	Total	C	N	O	P	S	0	0	0
			1625	725	294	529	76	1			
55	2x	76	Total	C	N	O	P	S	0	0	0
			1625	725	294	529	76	1			

- Molecule 56 is MAGNESIUM ION (CCD ID: MG) (formula: Mg).

Mol	Chain	Residues	Atoms		ZeroOcc	AltConf
56	1A	1148	Total	Mg	0	0
			1148	1148		
56	2A	860	Total	Mg	0	0
			860	860		
56	1B	37	Total	Mg	0	0
			37	37		
56	1D	13	Total	Mg	0	0
			13	13		
56	1E	8	Total	Mg	0	0
			8	8		
56	1F	9	Total	Mg	0	0
			9	9		
56	1G	5	Total	Mg	0	0
			5	5		
56	1H	1	Total	Mg	0	0
			1	1		

Continued on next page...

Continued from previous page...

Mol	Chain	Residues	Atoms		ZeroOcc	AltConf
56	1I	1	Total 1	Mg 1	0	0
56	1N	8	Total 8	Mg 8	0	0
56	1O	5	Total 5	Mg 5	0	0
56	1P	3	Total 3	Mg 3	0	0
56	1Q	6	Total 6	Mg 6	0	0
56	1R	2	Total 2	Mg 2	0	0
56	1S	3	Total 3	Mg 3	0	0
56	1T	2	Total 2	Mg 2	0	0
56	1U	7	Total 7	Mg 7	0	0
56	1V	2	Total 2	Mg 2	0	0
56	1W	6	Total 6	Mg 6	0	0
56	1X	5	Total 5	Mg 5	0	0
56	1Y	3	Total 3	Mg 3	0	0
56	1Z	3	Total 3	Mg 3	0	0
56	10	7	Total 7	Mg 7	0	0
56	11	4	Total 4	Mg 4	0	0
56	12	2	Total 2	Mg 2	0	0
56	13	3	Total 3	Mg 3	0	0
56	15	5	Total 5	Mg 5	0	0
56	16	2	Total 2	Mg 2	0	0
56	17	3	Total 3	Mg 3	0	0

Continued on next page...

Continued from previous page...

Mol	Chain	Residues	Atoms	ZeroOcc	AltConf
56	18	2	Total Mg 2 2	0	0
56	1a	244	Total Mg 244 244	0	0
56	1b	2	Total Mg 2 2	0	0
56	1d	1	Total Mg 1 1	0	0
56	1f	1	Total Mg 1 1	0	0
56	1h	1	Total Mg 1 1	0	0
56	1l	3	Total Mg 3 3	0	0
56	1m	3	Total Mg 3 3	0	0
56	1p	1	Total Mg 1 1	0	0
56	1r	1	Total Mg 1 1	0	0
56	1s	1	Total Mg 1 1	0	0
56	1t	1	Total Mg 1 1	0	0
56	1v	1	Total Mg 1 1	0	0
56	1w	7	Total Mg 7 7	0	0
56	1x	12	Total Mg 12 12	0	0
56	1y	5	Total Mg 5 5	0	0
56	2B	21	Total Mg 21 21	0	0
56	2D	3	Total Mg 3 3	0	0
56	2E	8	Total Mg 8 8	0	0
56	2F	4	Total Mg 4 4	0	0
56	2G	1	Total Mg 1 1	0	0

Continued on next page...

Continued from previous page...

Mol	Chain	Residues	Atoms	ZeroOcc	AltConf
56	2O	2	Total Mg 2 2	0	0
56	2P	3	Total Mg 3 3	0	0
56	2Q	3	Total Mg 3 3	0	0
56	2R	2	Total Mg 2 2	0	0
56	2T	3	Total Mg 3 3	0	0
56	2U	4	Total Mg 4 4	0	0
56	2V	2	Total Mg 2 2	0	0
56	2W	2	Total Mg 2 2	0	0
56	2X	2	Total Mg 2 2	0	0
56	2Z	1	Total Mg 1 1	0	0
56	20	2	Total Mg 2 2	0	0
56	21	1	Total Mg 1 1	0	0
56	23	1	Total Mg 1 1	0	0
56	25	4	Total Mg 4 4	0	0
56	27	1	Total Mg 1 1	0	0
56	28	1	Total Mg 1 1	0	0
56	2a	231	Total Mg 231 231	0	0
56	2d	2	Total Mg 2 2	0	0
56	2e	1	Total Mg 1 1	0	0
56	2f	2	Total Mg 2 2	0	0
56	2g	1	Total Mg 1 1	0	0

Continued on next page...

Continued from previous page...

Mol	Chain	Residues	Atoms				ZeroOcc	AltConf
57	2A	1	Total	C	N	O	0	0
			58	42	2	14		

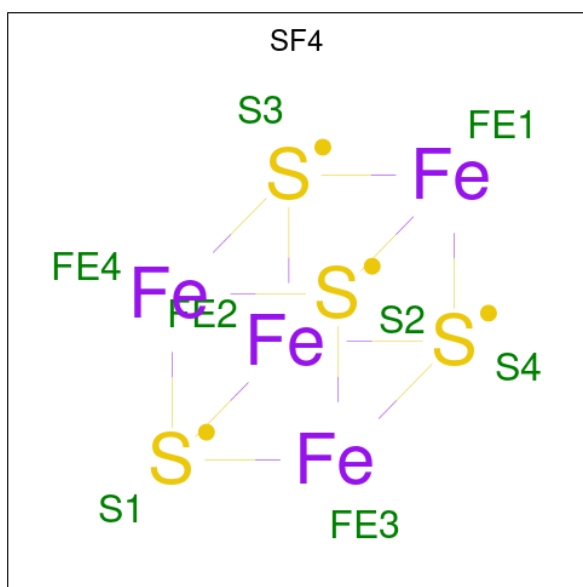
- Molecule 58 is POTASSIUM ION (CCD ID: K) (formula: K).

Mol	Chain	Residues	Atoms		ZeroOcc	AltConf
58	1A	1	Total	K	0	0
			1	1		
58	2A	1	Total	K	0	0
			1	1		

- Molecule 59 is ZINC ION (CCD ID: ZN) (formula: Zn).

Mol	Chain	Residues	Atoms		ZeroOcc	AltConf
59	1Y	1	Total	Zn	0	0
			1	1		
59	14	1	Total	Zn	0	0
			1	1		
59	15	1	Total	Zn	0	0
			1	1		
59	16	1	Total	Zn	0	0
			1	1		
59	19	1	Total	Zn	0	0
			1	1		
59	1n	1	Total	Zn	0	0
			1	1		
59	2Y	1	Total	Zn	0	0
			1	1		
59	24	1	Total	Zn	0	0
			1	1		
59	25	1	Total	Zn	0	0
			1	1		
59	26	1	Total	Zn	0	0
			1	1		
59	29	1	Total	Zn	0	0
			1	1		
59	2n	1	Total	Zn	0	0
			1	1		

- Molecule 60 is IRON/SULFUR CLUSTER (CCD ID: SF4) (formula: Fe₄S₄).



Mol	Chain	Residues	Atoms		ZeroOcc	AltConf
60	1d	1	Total	Fe S	0	0
			8	4 4		
60	2d	1	Total	Fe S	0	0
			8	4 4		

- Molecule 61 is water.

Mol	Chain	Residues	Atoms		ZeroOcc	AltConf
61	1A	2034	Total	O	0	0
			2034	2034		
61	2A	1099	Total	O	0	0
			1099	1099		
61	1B	65	Total	O	0	0
			65	65		
61	1D	29	Total	O	0	0
			29	29		
61	1E	24	Total	O	0	0
			24	24		
61	1F	12	Total	O	0	0
			12	12		
61	1G	5	Total	O	0	0
			5	5		
61	1H	1	Total	O	0	0
			1	1		
61	1I	2	Total	O	0	0
			2	2		
61	1N	6	Total	O	0	0
			6	6		

Continued on next page...

Continued from previous page...

Mol	Chain	Residues	Atoms	ZeroOcc	AltConf
61	1O	7	Total O 7 7	0	0
61	1P	23	Total O 23 23	0	0
61	1Q	7	Total O 7 7	0	0
61	1R	14	Total O 14 14	0	0
61	1S	3	Total O 3 3	0	0
61	1T	10	Total O 10 10	0	0
61	1U	12	Total O 12 12	0	0
61	1V	8	Total O 8 8	0	0
61	1W	10	Total O 10 10	0	0
61	1X	4	Total O 4 4	0	0
61	1Y	3	Total O 3 3	0	0
61	10	11	Total O 11 11	0	0
61	11	8	Total O 8 8	0	0
61	12	4	Total O 4 4	0	0
61	13	4	Total O 4 4	0	0
61	15	3	Total O 3 3	0	0
61	16	4	Total O 4 4	0	0
61	17	6	Total O 6 6	0	0
61	18	12	Total O 12 12	0	0
61	19	1	Total O 1 1	0	0
61	1a	439	Total O 439 439	0	0

Continued on next page...

Continued from previous page...

Mol	Chain	Residues	Atoms	ZeroOcc	AltConf
61	1b	1	Total O 1 1	0	0
61	1d	2	Total O 2 2	0	0
61	1f	2	Total O 2 2	0	0
61	1g	2	Total O 2 2	0	0
61	1l	11	Total O 11 11	0	0
61	1o	1	Total O 1 1	0	0
61	1p	1	Total O 1 1	0	0
61	1q	2	Total O 2 2	0	0
61	1r	2	Total O 2 2	0	0
61	1t	2	Total O 2 2	0	0
61	1u	1	Total O 1 1	0	0
61	1v	9	Total O 9 9	0	0
61	1w	6	Total O 6 6	0	0
61	1x	7	Total O 7 7	0	0
61	1y	4	Total O 4 4	0	0
61	2B	24	Total O 24 24	0	0
61	2D	20	Total O 20 20	0	0
61	2E	12	Total O 12 12	0	0
61	2F	7	Total O 7 7	0	0
61	2I	4	Total O 4 4	0	0
61	2N	1	Total O 1 1	0	0

Continued on next page...

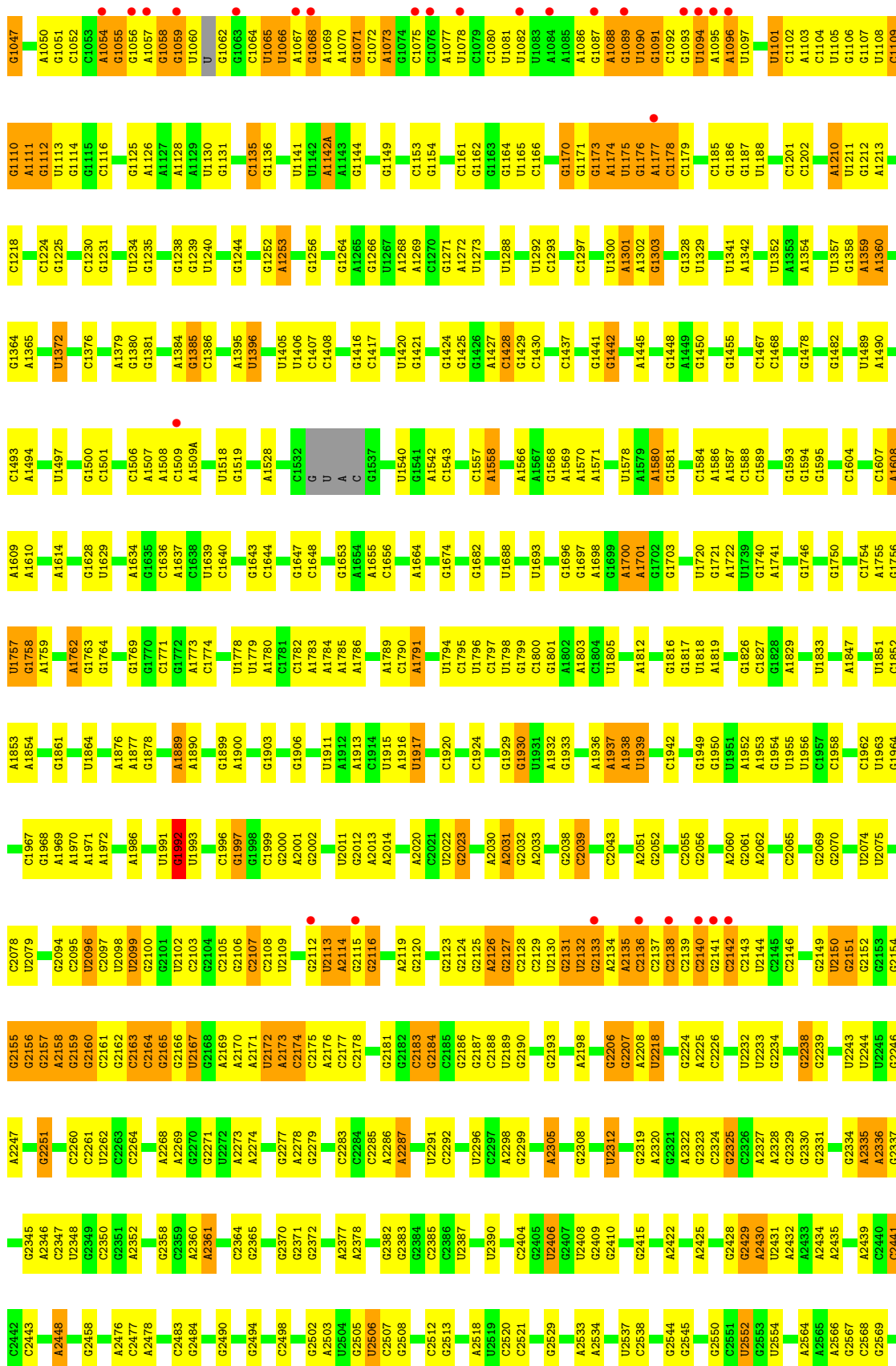
Continued from previous page...

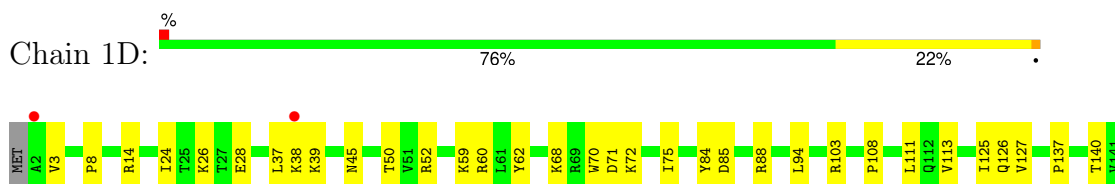
Mol	Chain	Residues	Atoms	ZeroOcc	AltConf
61	2O	1	Total O 1 1	0	0
61	2P	12	Total O 12 12	0	0
61	2Q	2	Total O 2 2	0	0
61	2R	2	Total O 2 2	0	0
61	2T	4	Total O 4 4	0	0
61	2U	4	Total O 4 4	0	0
61	2V	1	Total O 1 1	0	0
61	2W	4	Total O 4 4	0	0
61	2X	5	Total O 5 5	0	0
61	2Y	1	Total O 1 1	0	0
61	2Z	1	Total O 1 1	0	0
61	20	3	Total O 3 3	0	0
61	21	6	Total O 6 6	0	0
61	23	2	Total O 2 2	0	0
61	25	1	Total O 1 1	0	0
61	27	3	Total O 3 3	0	0
61	28	4	Total O 4 4	0	0
61	29	1	Total O 1 1	0	0
61	2a	284	Total O 284 284	0	0
61	2d	1	Total O 1 1	0	0
61	2e	2	Total O 2 2	0	0

Continued on next page...

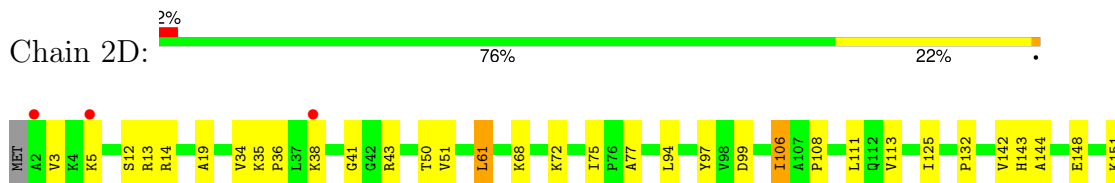
Continued from previous page...

Mol	Chain	Residues	Atoms		ZeroOcc	AltConf
61	2g	1	Total 1	O 1	0	0
61	2j	3	Total 3	O 3	0	0
61	2l	2	Total 2	O 2	0	0
61	2n	1	Total 1	O 1	0	0
61	2o	1	Total 1	O 1	0	0
61	2p	1	Total 1	O 1	0	0
61	2q	1	Total 1	O 1	0	0
61	2r	1	Total 1	O 1	0	0
61	2t	3	Total 3	O 3	0	0
61	2v	3	Total 3	O 3	0	0
61	2w	3	Total 3	O 3	0	0
61	2x	5	Total 5	O 5	0	0
61	2y	16	Total 16	O 16	0	0

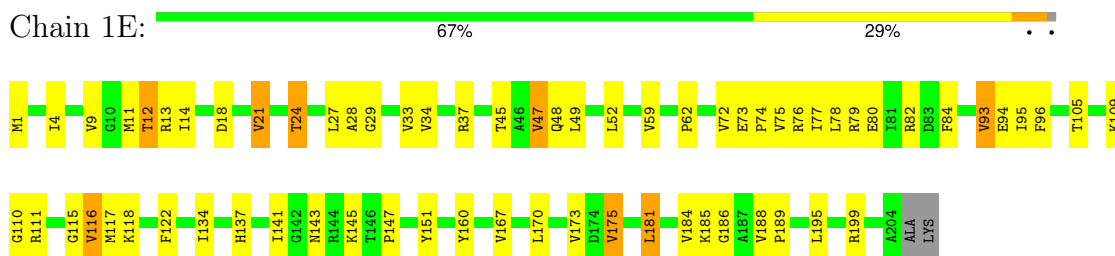




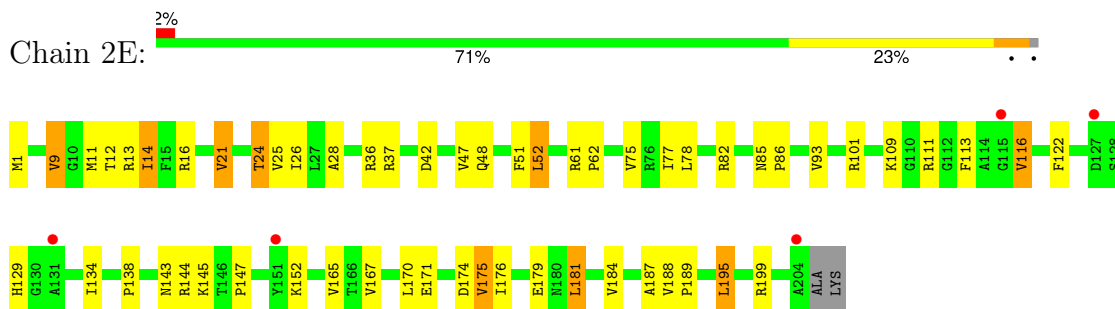
- Molecule 3: 50S ribosomal protein L2



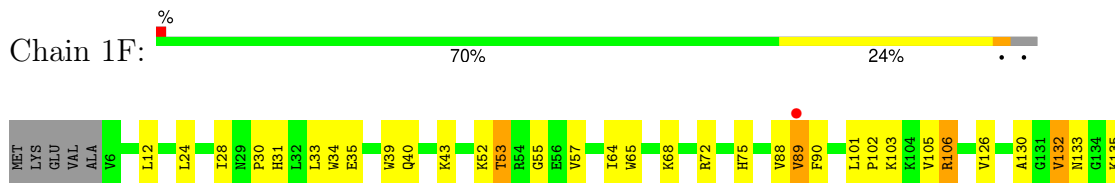
- Molecule 4: 50S ribosomal protein L3



- Molecule 4: 50S ribosomal protein L3

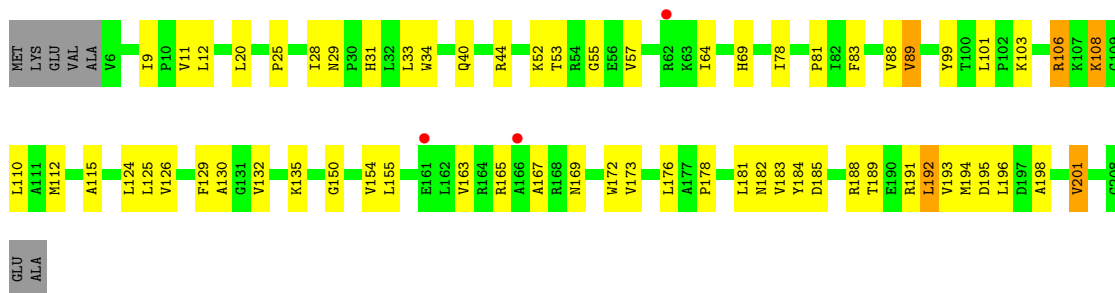


- Molecule 5: 50S ribosomal protein L4

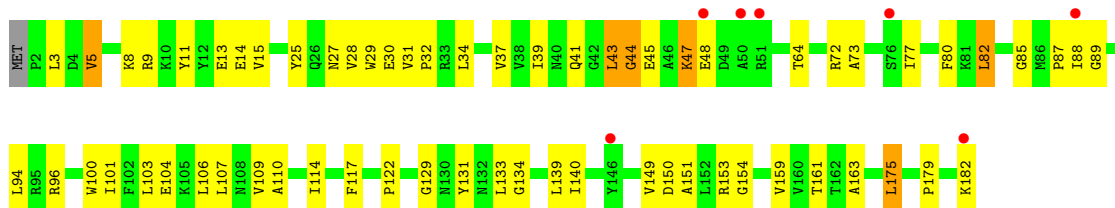




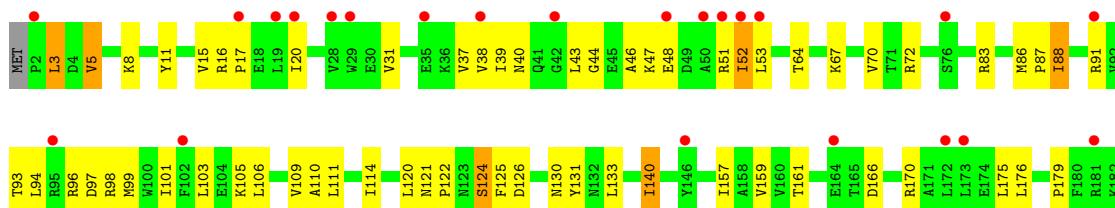
• Molecule 5: 50S ribosomal protein L4



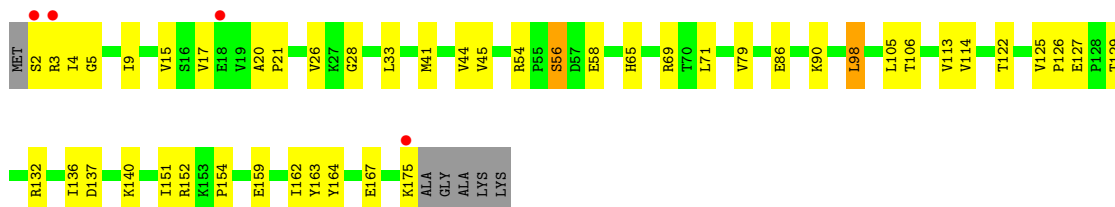
• Molecule 6: 50S ribosomal protein L5



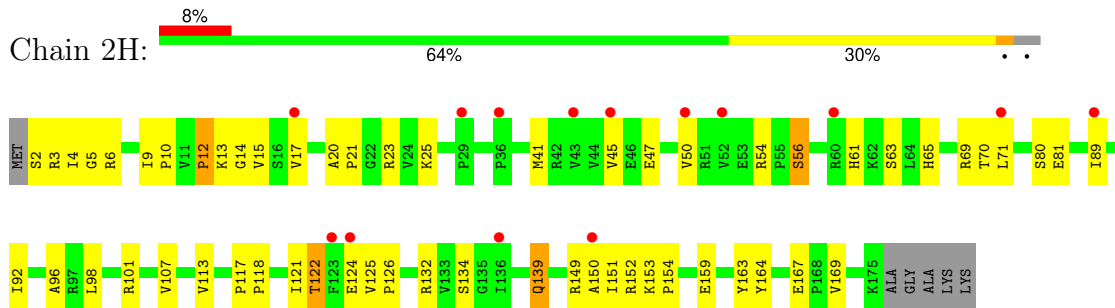
• Molecule 6: 50S ribosomal protein L5



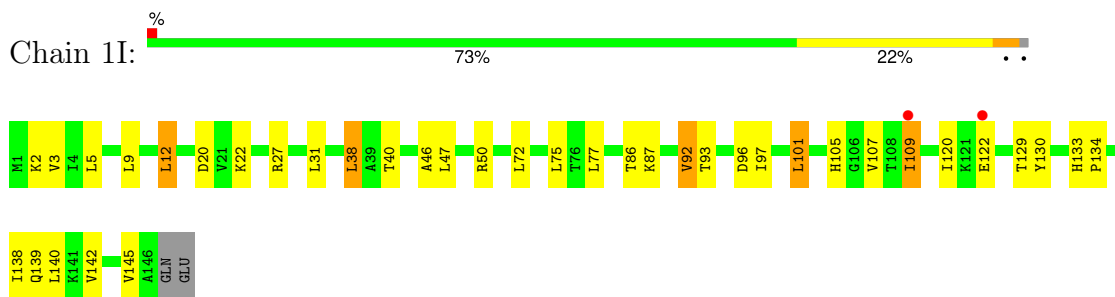
• Molecule 7: 50S ribosomal protein L6



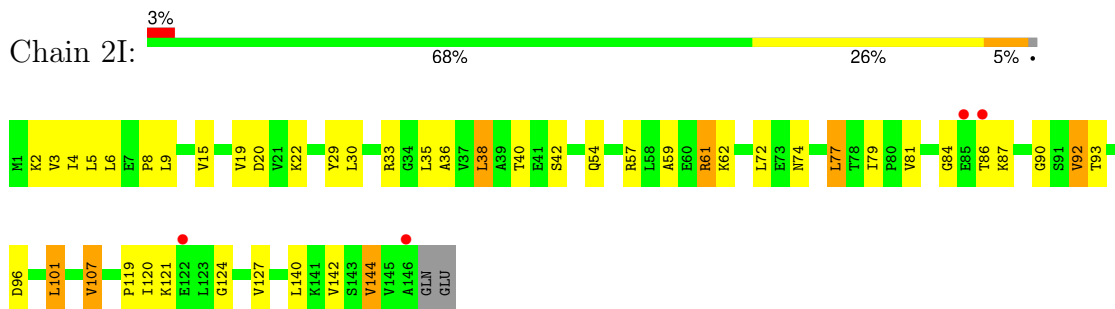
- Molecule 7: 50S ribosomal protein L6



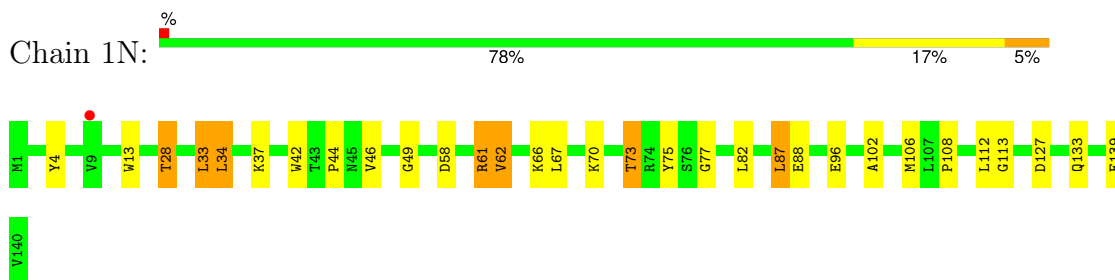
- Molecule 8: 50S ribosomal protein L9



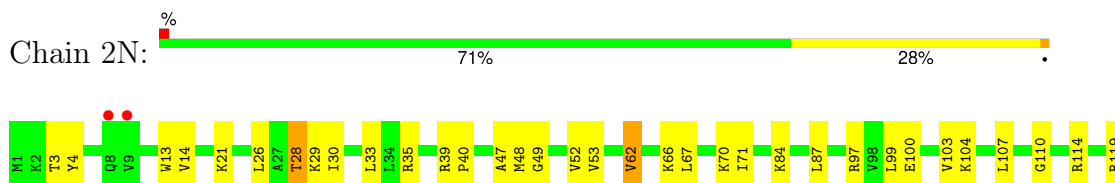
- Molecule 8: 50S ribosomal protein L9

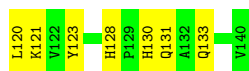


- Molecule 9: 50S ribosomal protein L13

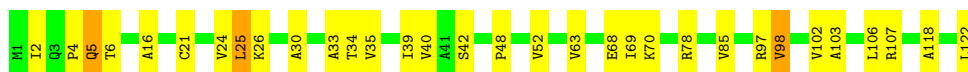


- Molecule 9: 50S ribosomal protein L13





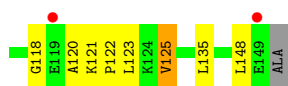
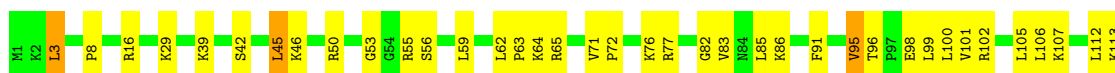
- Molecule 10: 50S ribosomal protein L14



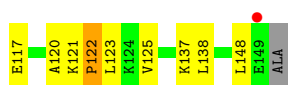
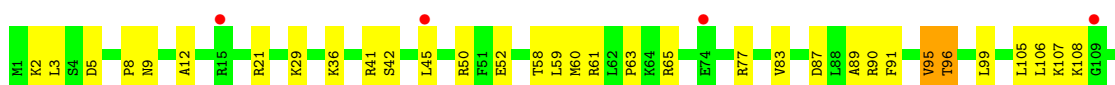
- Molecule 10: 50S ribosomal protein L14



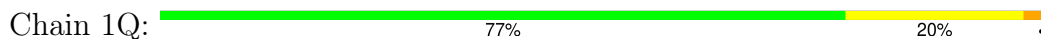
- Molecule 11: 50S ribosomal protein L15



- Molecule 11: 50S ribosomal protein L15

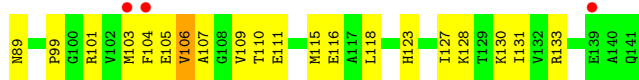
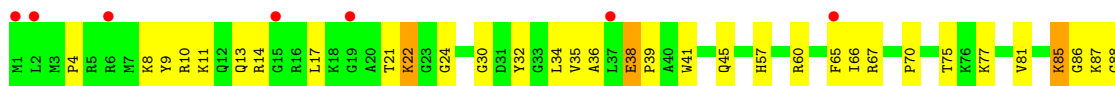


- Molecule 12: 50S ribosomal protein L16



- Molecule 12: 50S ribosomal protein L16





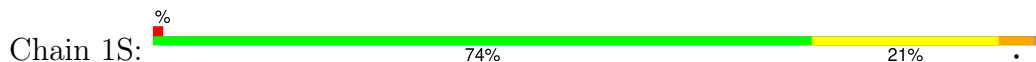
- Molecule 13: 50S ribosomal protein L17




- Molecule 13: 50S ribosomal protein L17



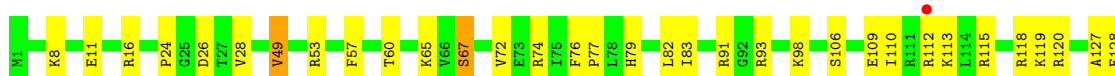
- Molecule 14: 50S ribosomal protein L18




- Molecule 14: 50S ribosomal protein L18

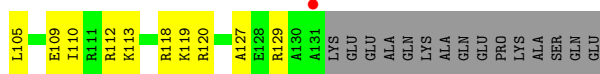


- Molecule 15: 50S ribosomal protein L19

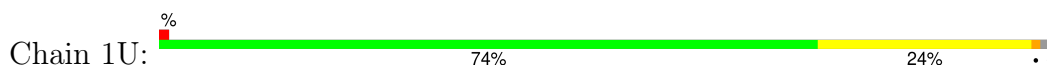




- Molecule 15: 50S ribosomal protein L19



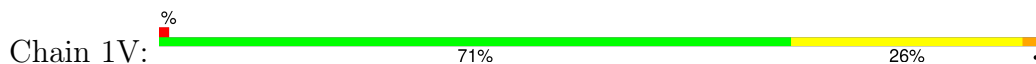
- Molecule 16: 50S ribosomal protein L20



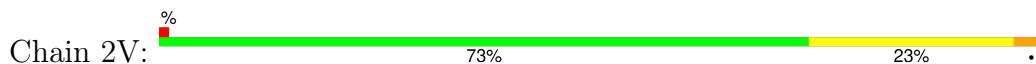
- Molecule 16: 50S ribosomal protein L20



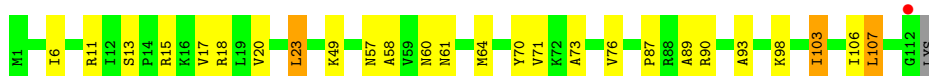
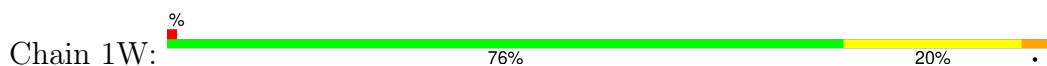
- Molecule 17: 50S ribosomal protein L21



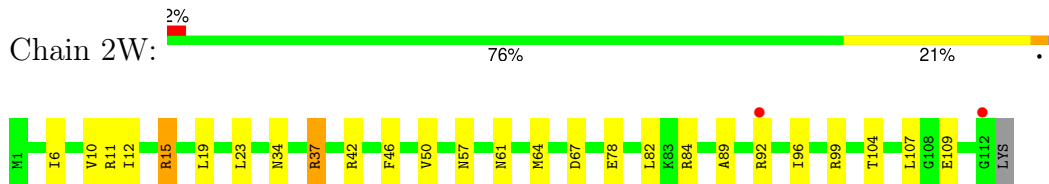
- Molecule 17: 50S ribosomal protein L21



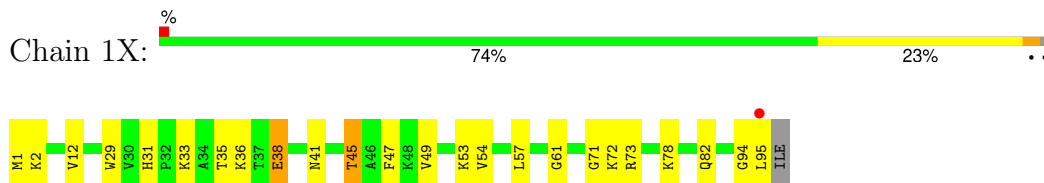
- Molecule 18: 50S ribosomal protein L22



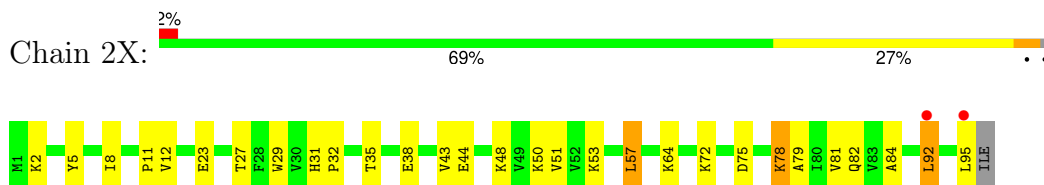
- Molecule 18: 50S ribosomal protein L22



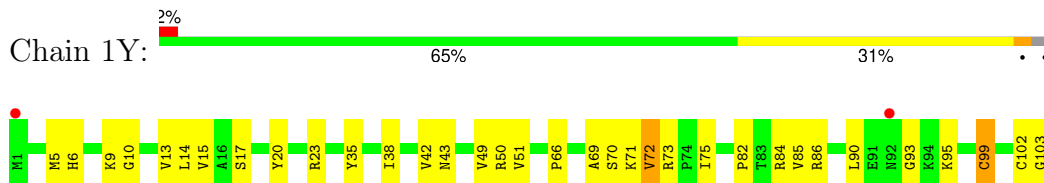
- Molecule 19: 50S ribosomal protein L23



- Molecule 19: 50S ribosomal protein L23

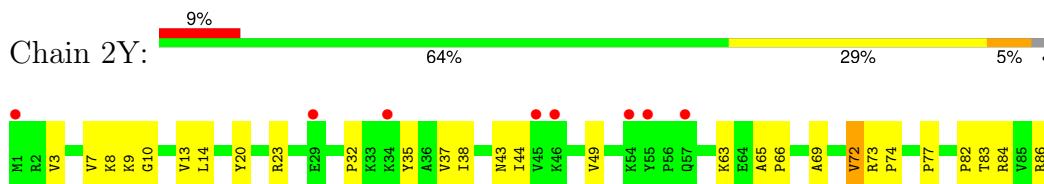


- Molecule 20: 50S ribosomal protein L24



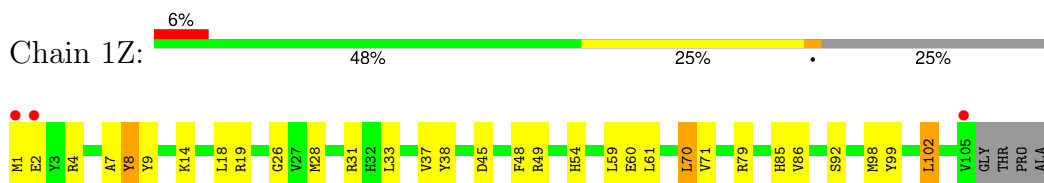
GLU
GLU

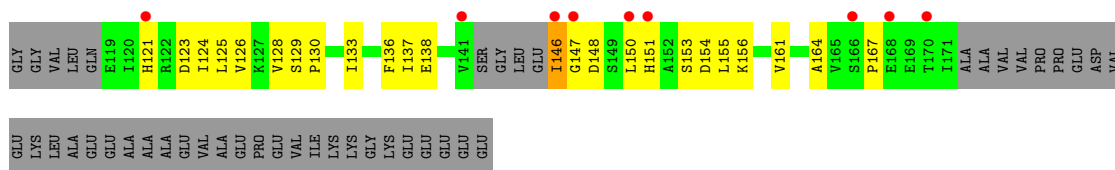
- Molecule 20: 50S ribosomal protein L24



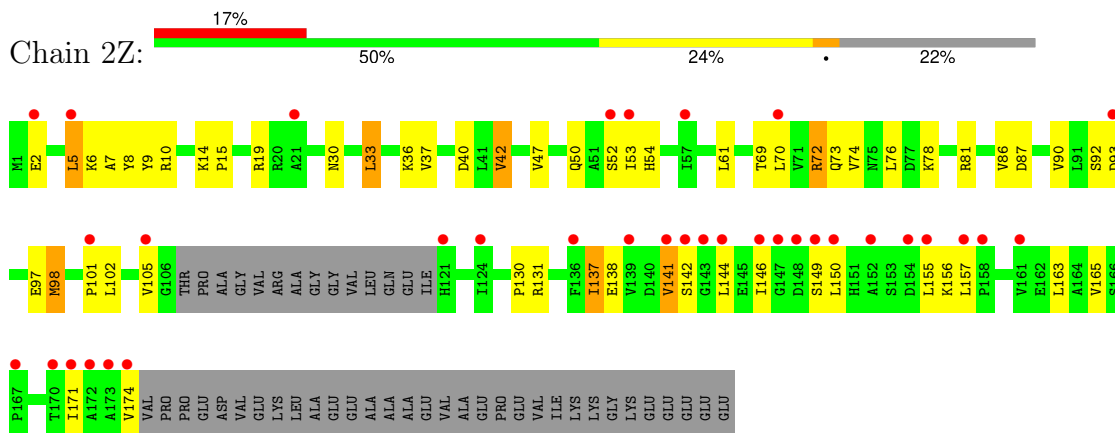
K95, I96, R97, Y98, C99, C102, G103, L106, THR, D107, GLU, GLU

- Molecule 21: 50S ribosomal protein L25

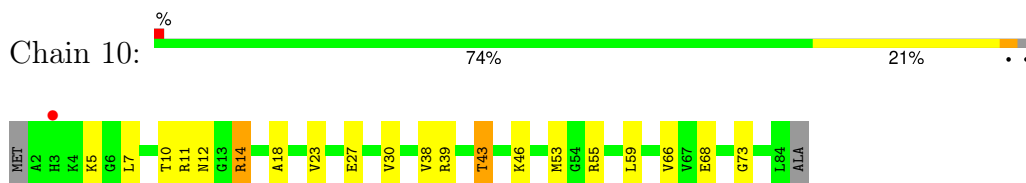




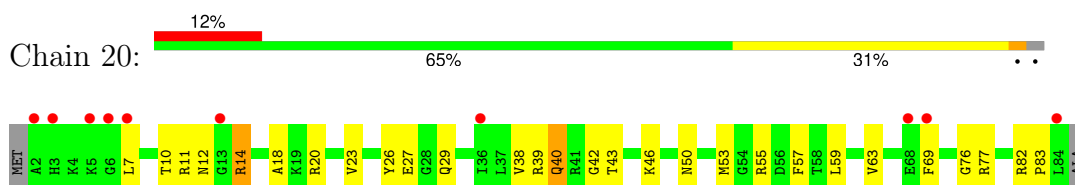
- Molecule 21: 50S ribosomal protein L25



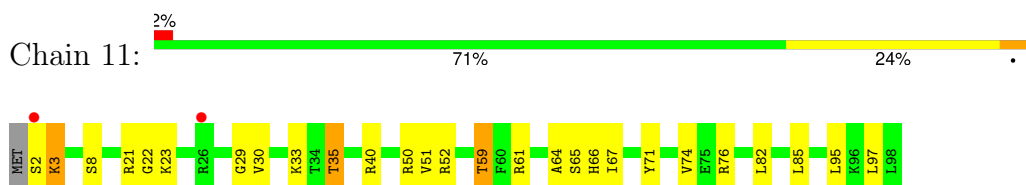
- Molecule 22: 50S ribosomal protein L27



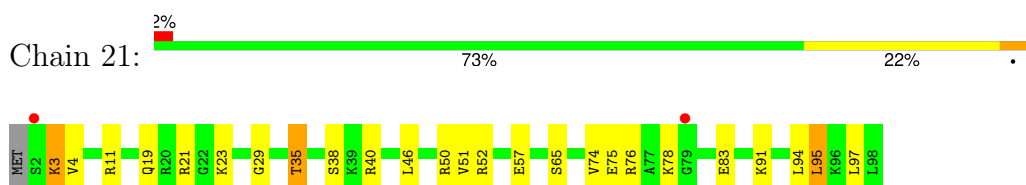
- Molecule 22: 50S ribosomal protein L27



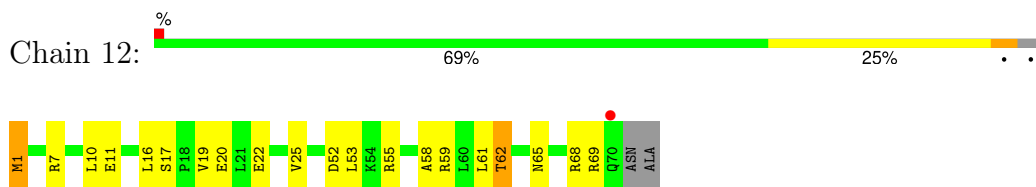
- Molecule 23: 50S ribosomal protein L28



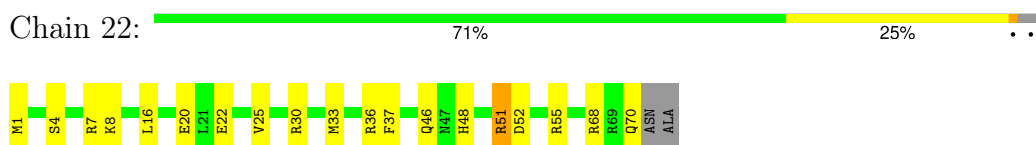
- Molecule 23: 50S ribosomal protein L28



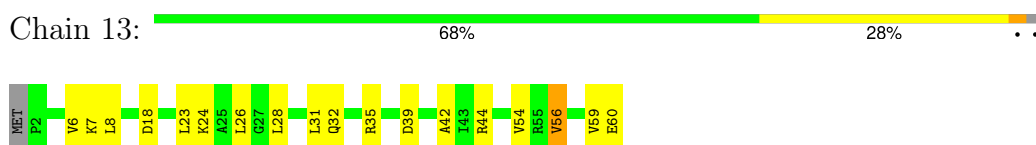
- Molecule 24: 50S ribosomal protein L29



- Molecule 24: 50S ribosomal protein L29



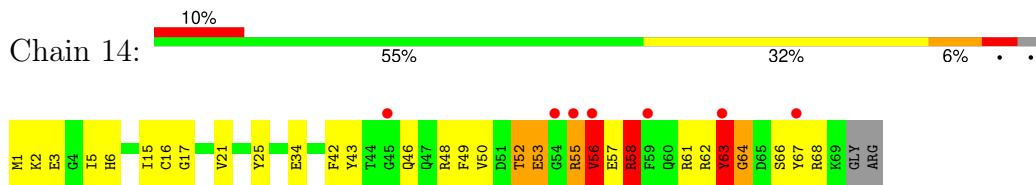
- Molecule 25: 50S ribosomal protein L30



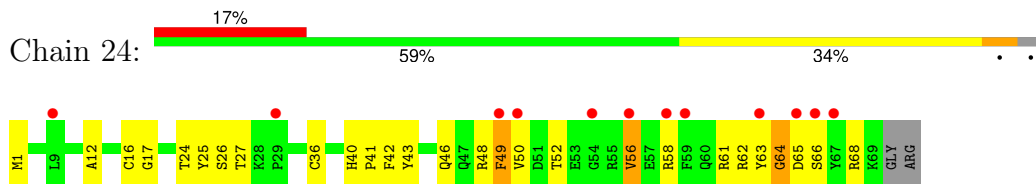
- Molecule 25: 50S ribosomal protein L30



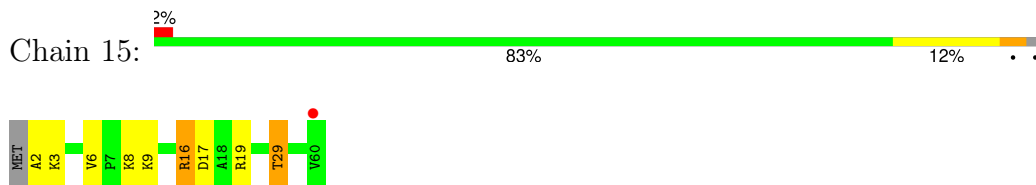
- Molecule 26: 50S ribosomal protein L31




- Molecule 26: 50S ribosomal protein L31



- Molecule 27: 50S ribosomal protein L32



- Molecule 27: 50S ribosomal protein L32

Chain 25:  83% 12% ..



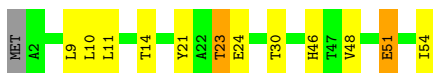
- Molecule 28: 50S ribosomal protein L33

Chain 16:  69% 24% 6% ..




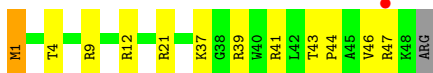
- Molecule 28: 50S ribosomal protein L33

Chain 26:  76% 19% ..



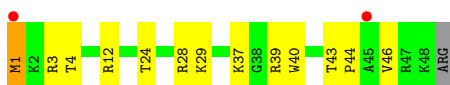
- Molecule 29: 50S ribosomal protein L34

Chain 17:  2% 73% 22% ..




- Molecule 29: 50S ribosomal protein L34

Chain 27:  4% 71% 24% ..



- Molecule 30: 50S ribosomal protein L35

Chain 18:  57% 40% ..

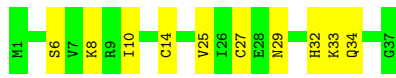


- Molecule 30: 50S ribosomal protein L35

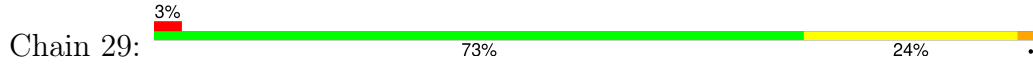
Chain 28:  58% 37% ..



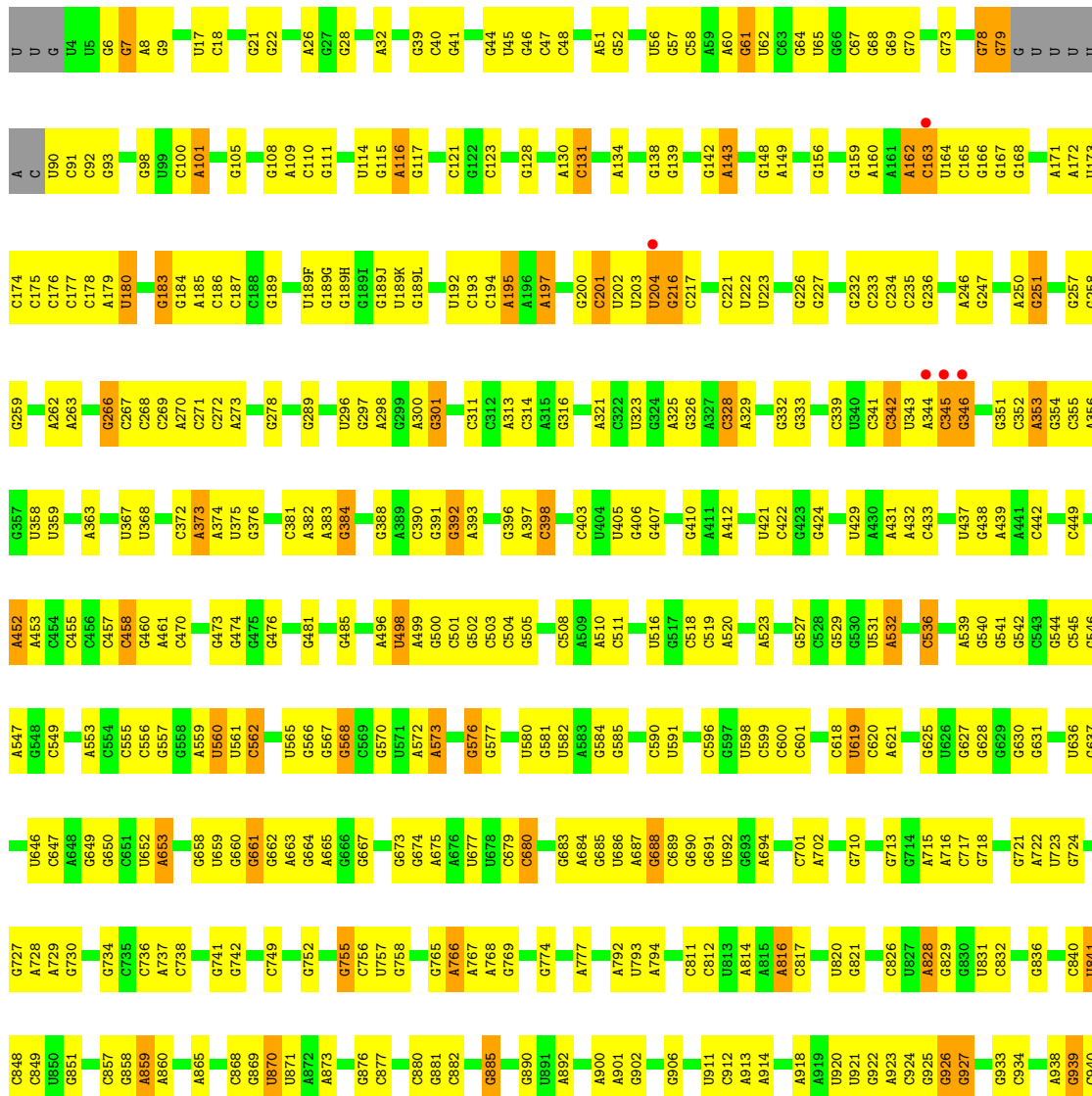
• Molecule 31: 50S ribosomal protein L36

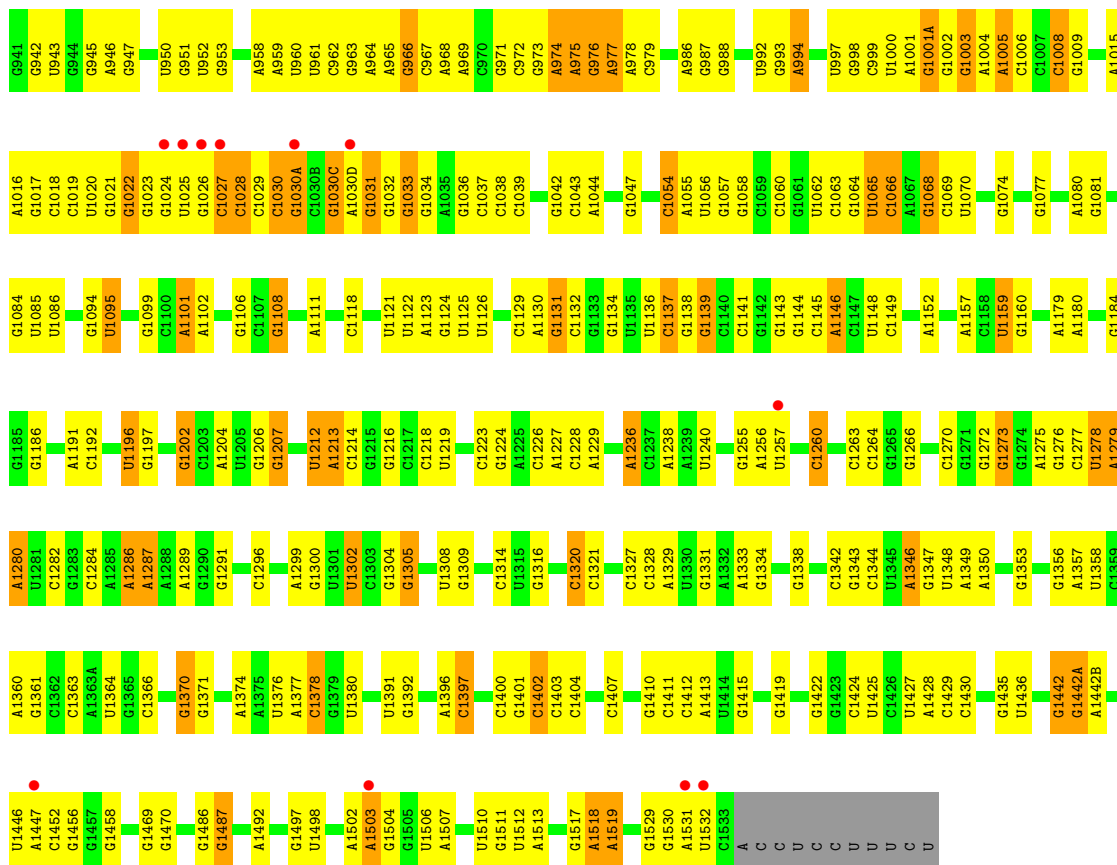


• Molecule 31: 50S ribosomal protein L36

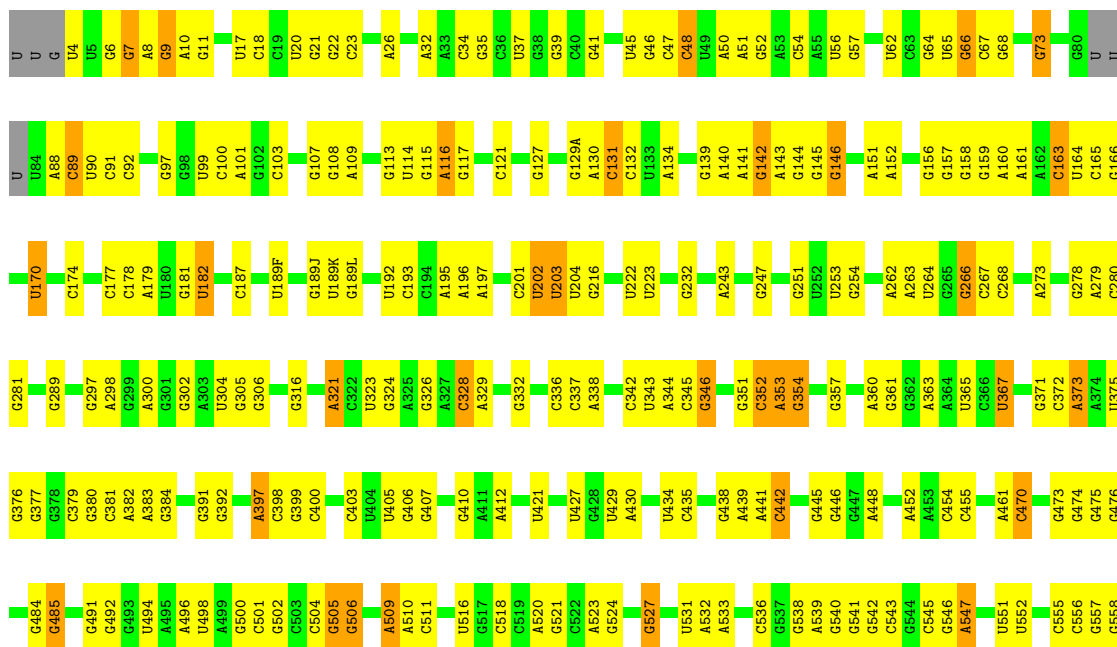


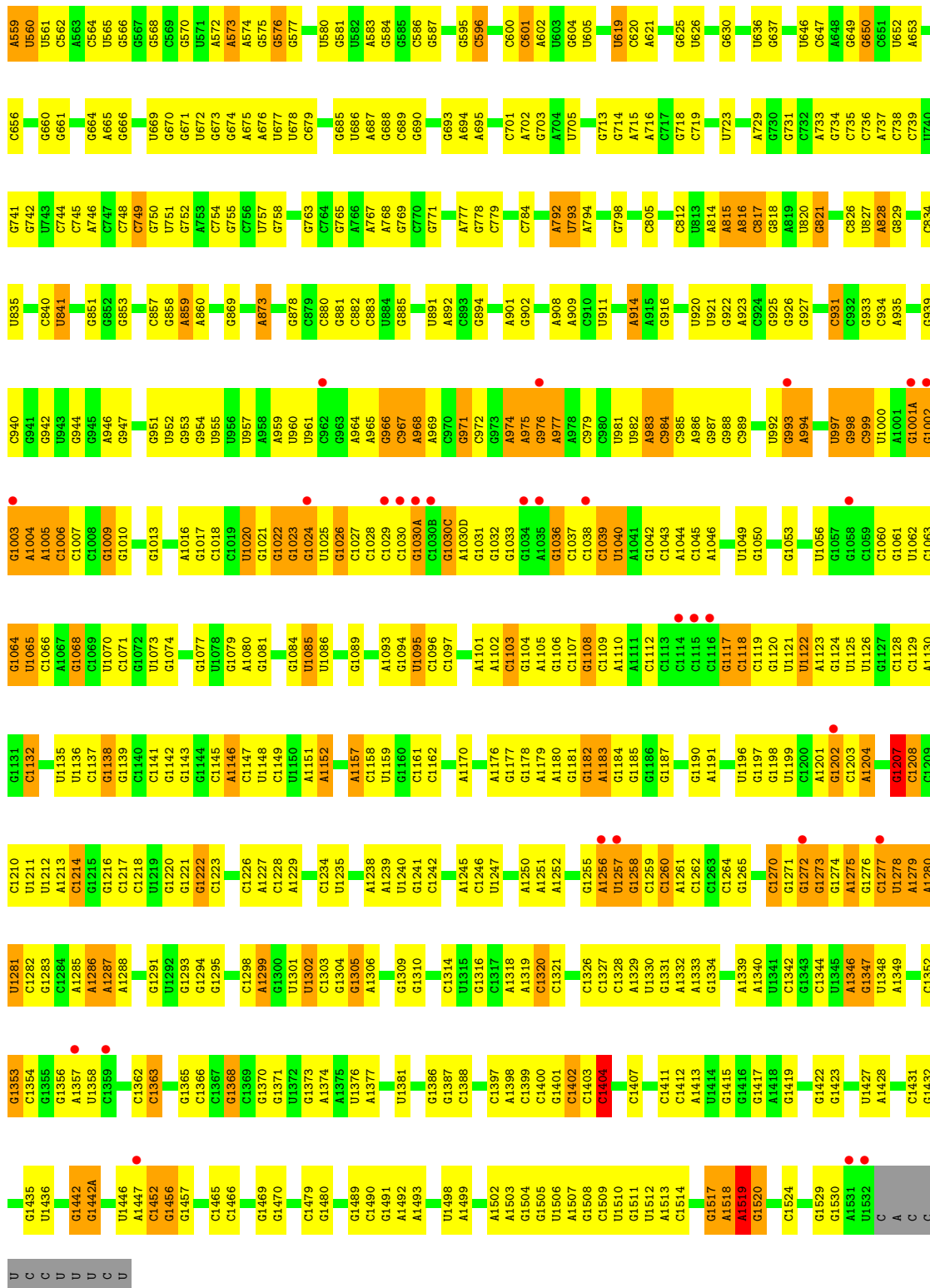
• Molecule 32: 16S Ribosomal RNA





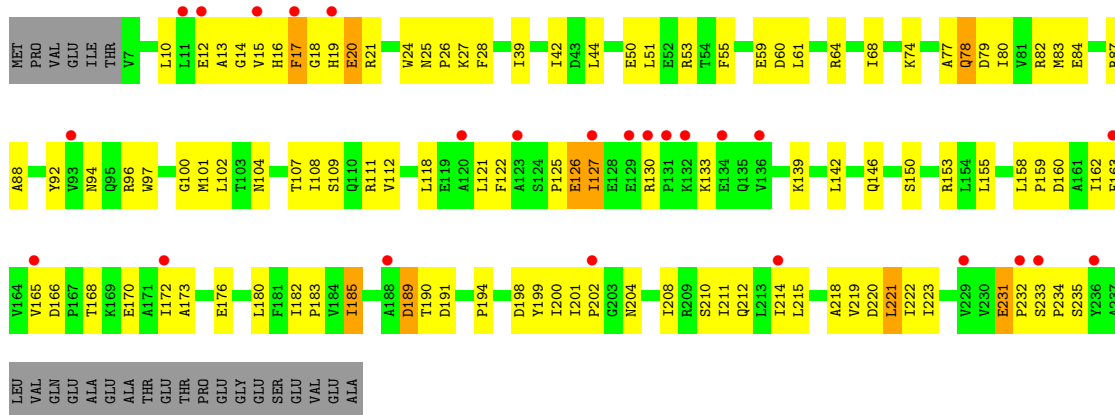
• Molecule 32: 16S Ribosomal RNA



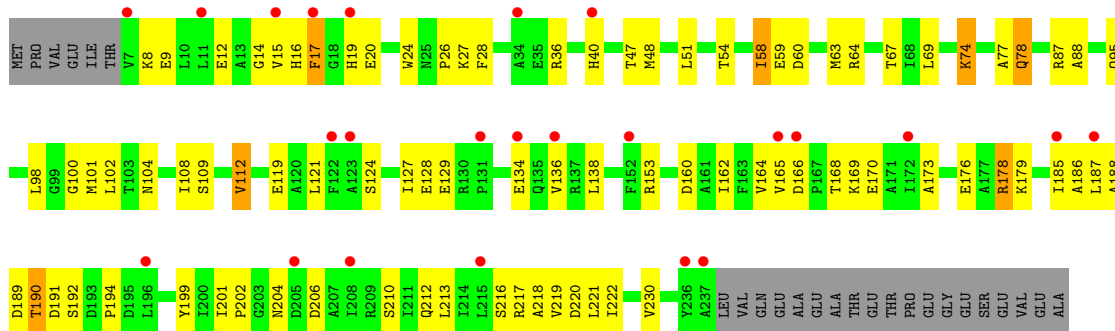


• Molecule 33: 30S ribosomal protein S2

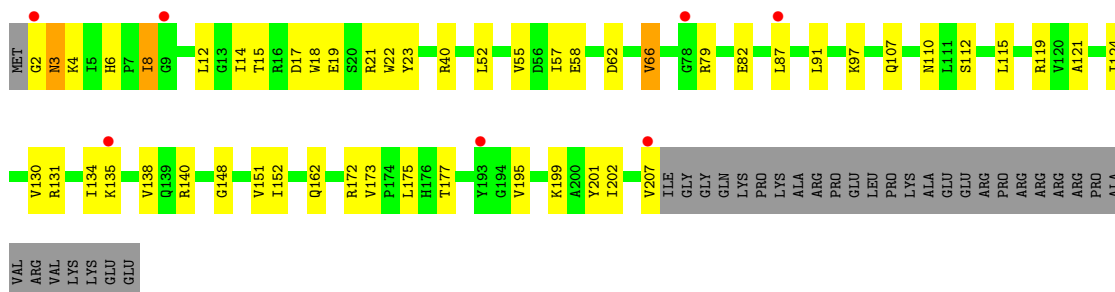




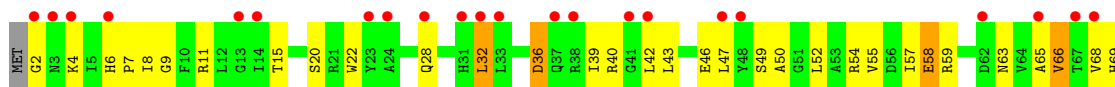
• Molecule 33: 30S ribosomal protein S2

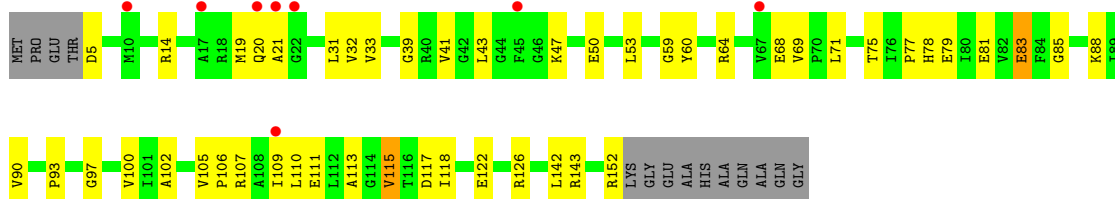


• Molecule 34: 30S ribosomal protein S3



• Molecule 34: 30S ribosomal protein S3

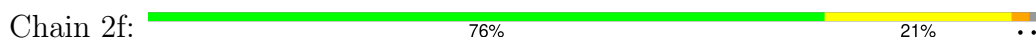




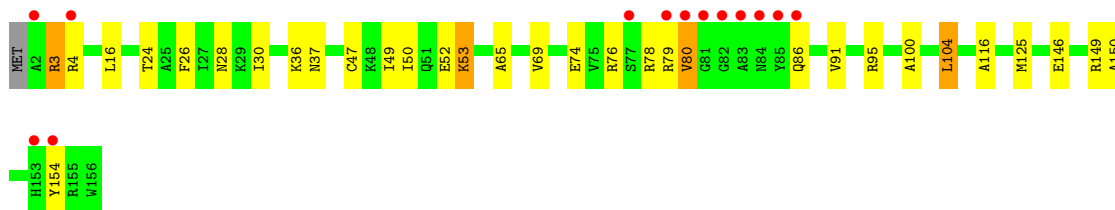
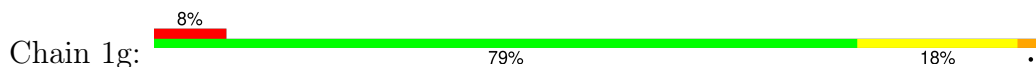
- Molecule 37: 30S ribosomal protein S6



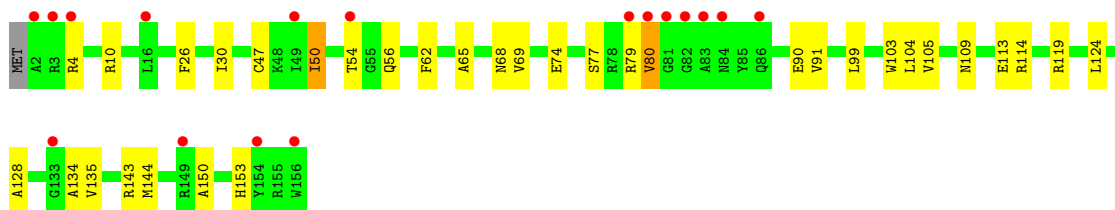
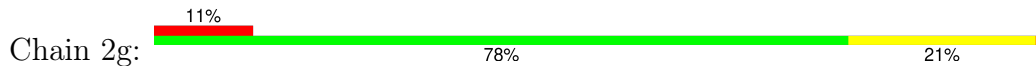
- Molecule 37: 30S ribosomal protein S6



- Molecule 38: 30S ribosomal protein S7

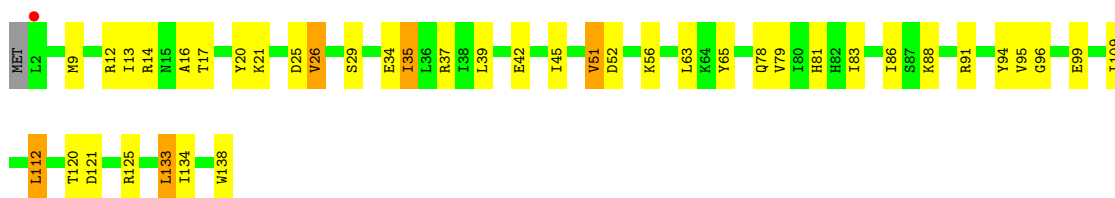


- Molecule 38: 30S ribosomal protein S7

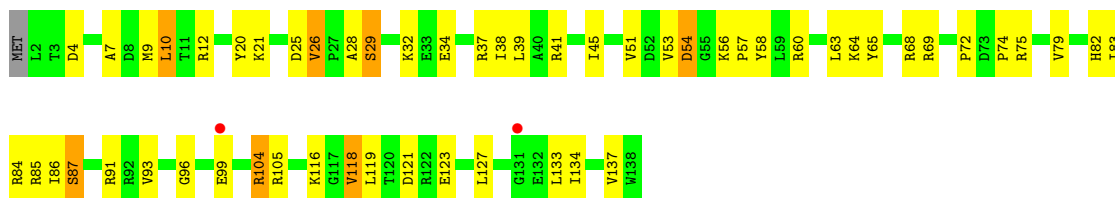


- Molecule 39: 30S ribosomal protein S8

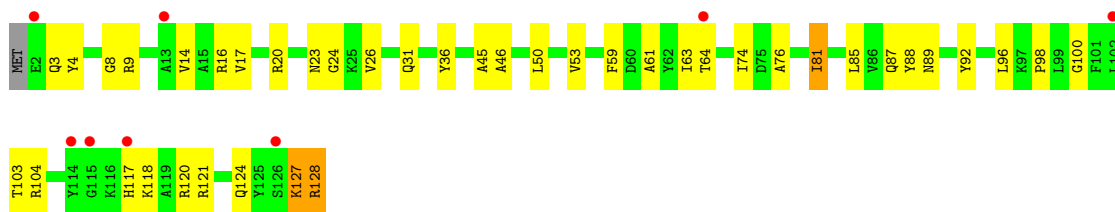




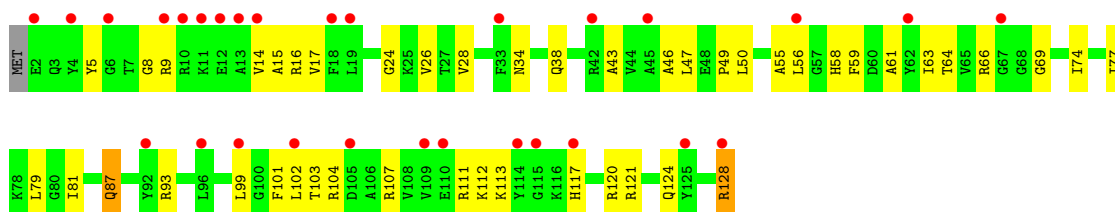
- Molecule 39: 30S ribosomal protein S8



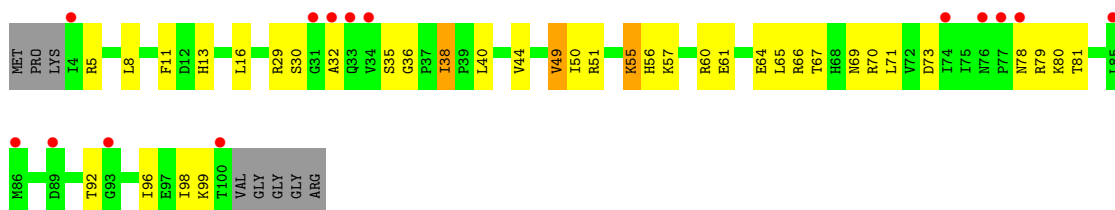
- Molecule 40: 30S ribosomal protein S9



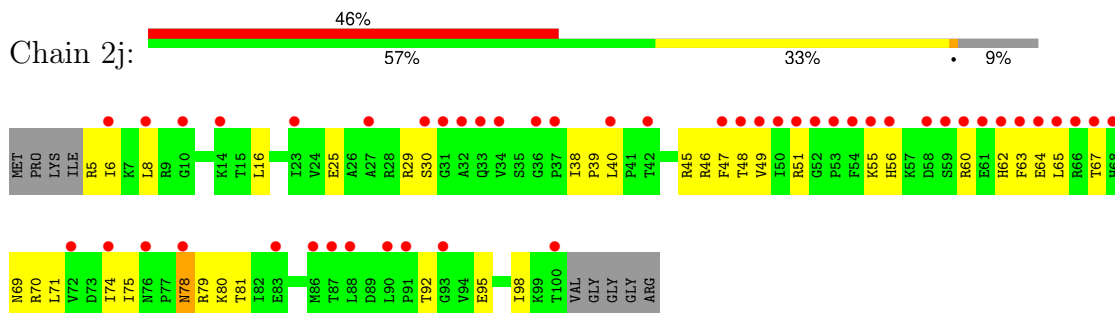
- Molecule 40: 30S ribosomal protein S9



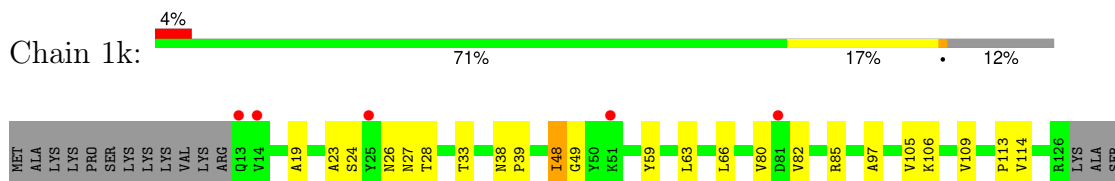
- Molecule 41: 30S ribosomal protein S10



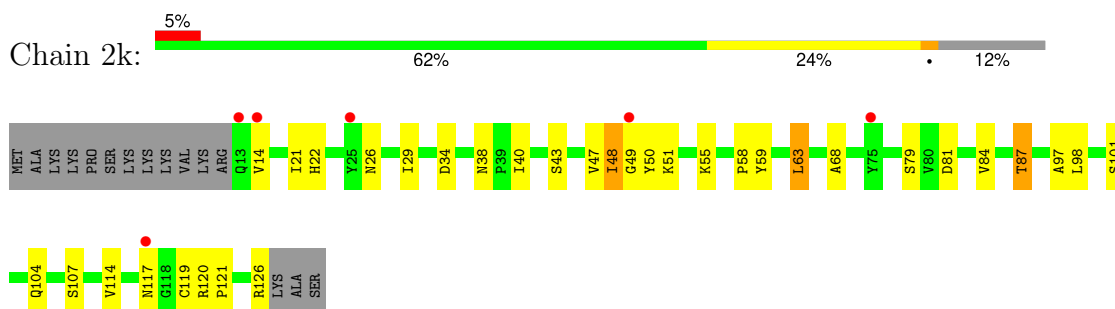
- Molecule 41: 30S ribosomal protein S10



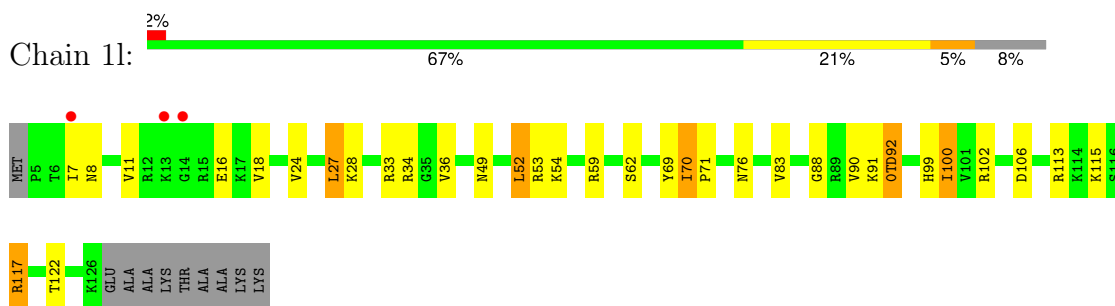
- Molecule 42: 30S ribosomal protein S11



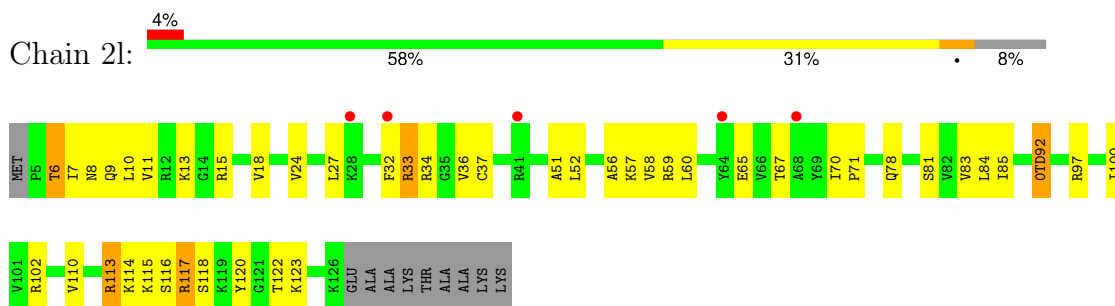
- Molecule 42: 30S ribosomal protein S11



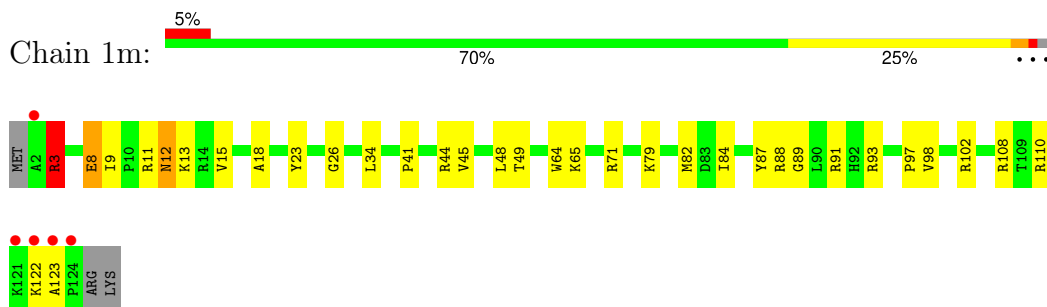
- Molecule 43: 30S ribosomal protein S12



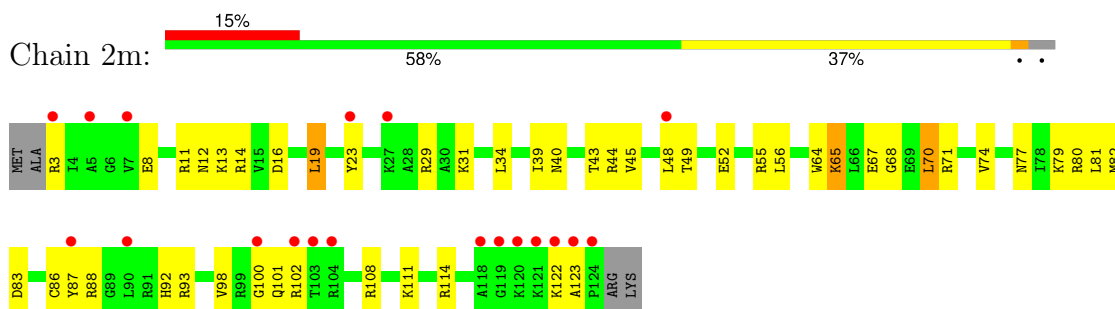
- Molecule 43: 30S ribosomal protein S12



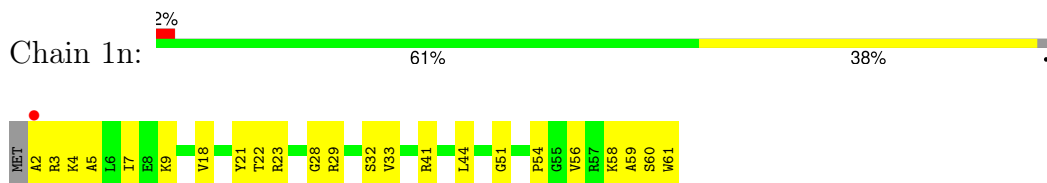
- Molecule 44: 30S ribosomal protein S13



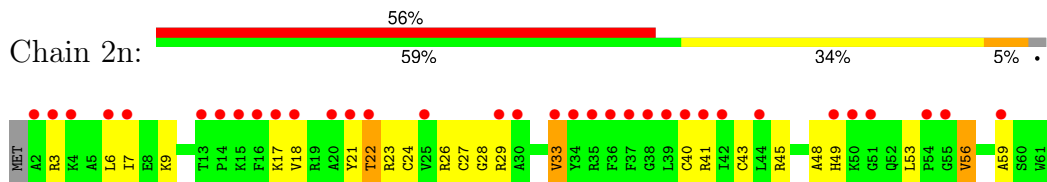
- Molecule 44: 30S ribosomal protein S13



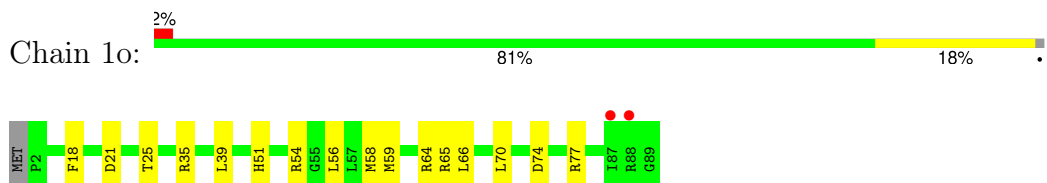
- Molecule 45: 30S ribosomal protein S14 type Z



- Molecule 45: 30S ribosomal protein S14 type Z

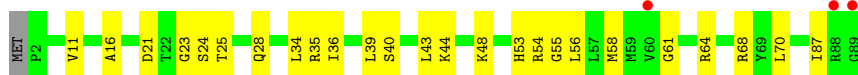


- Molecule 46: 30S ribosomal protein S15

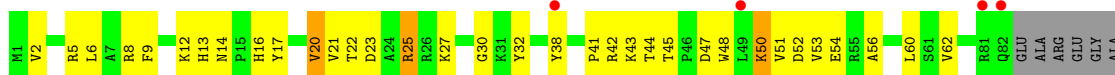


- Molecule 46: 30S ribosomal protein S15






• Molecule 47: 30S ribosomal protein S16



• Molecule 47: 30S ribosomal protein S16



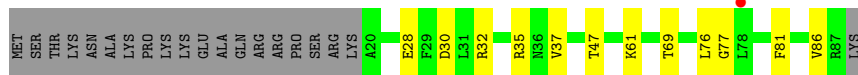
• Molecule 48: 30S ribosomal protein S17



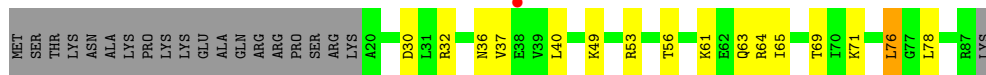
• Molecule 48: 30S ribosomal protein S17



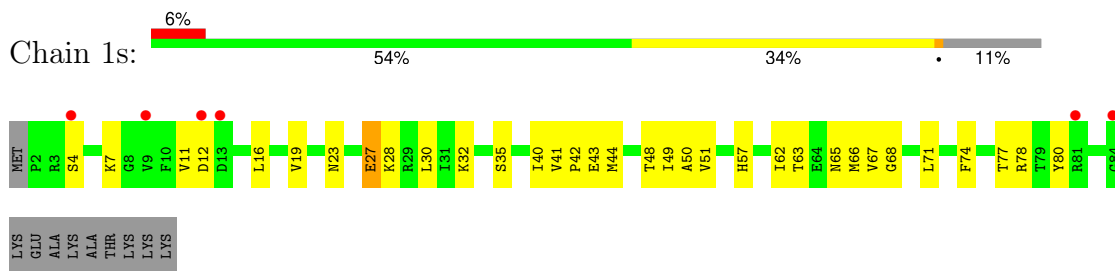
• Molecule 49: 30S ribosomal protein S18



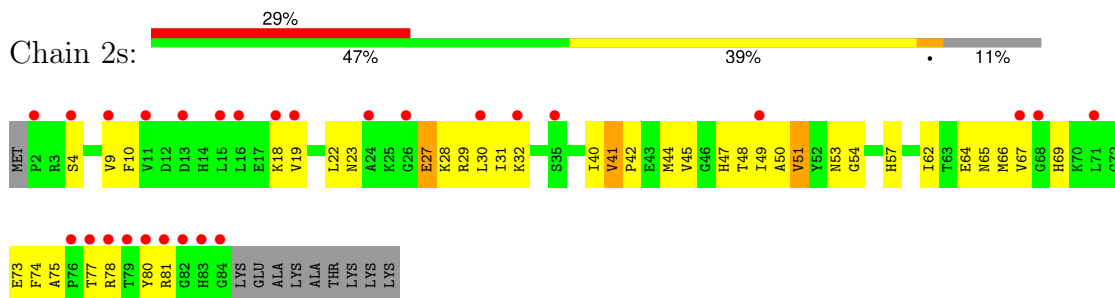
• Molecule 49: 30S ribosomal protein S18



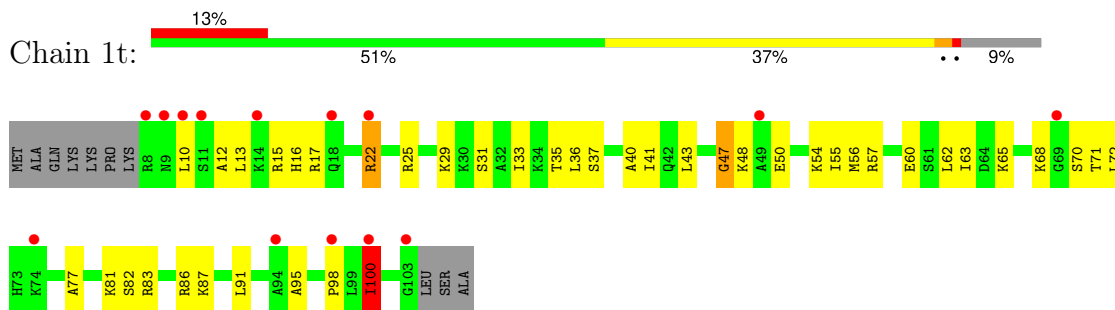
- Molecule 50: 30S ribosomal protein S19



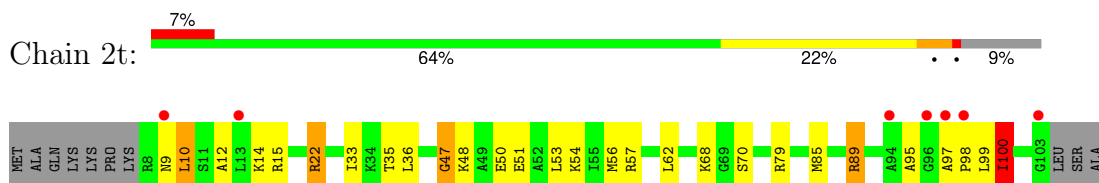
- Molecule 50: 30S ribosomal protein S19



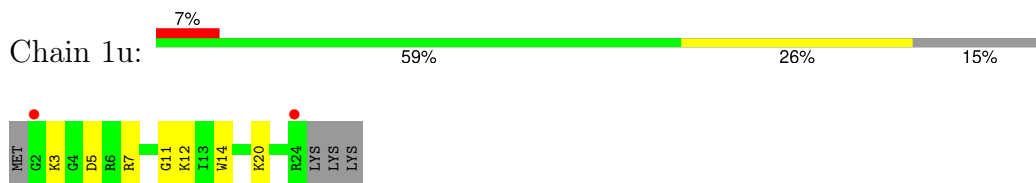
- Molecule 51: 30S ribosomal protein S20



- Molecule 51: 30S ribosomal protein S20

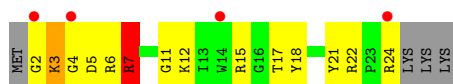


- Molecule 52: 30S ribosomal protein Thx

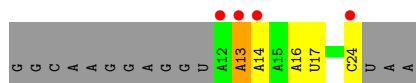
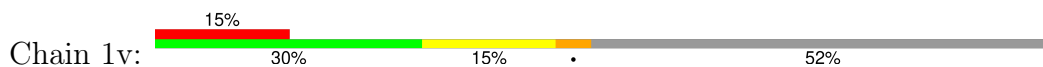


- Molecule 52: 30S ribosomal protein Thx

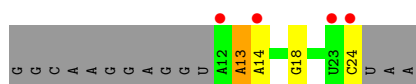
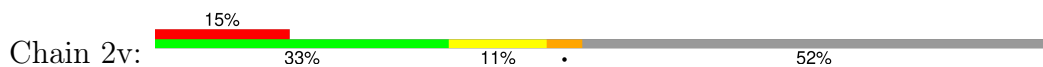




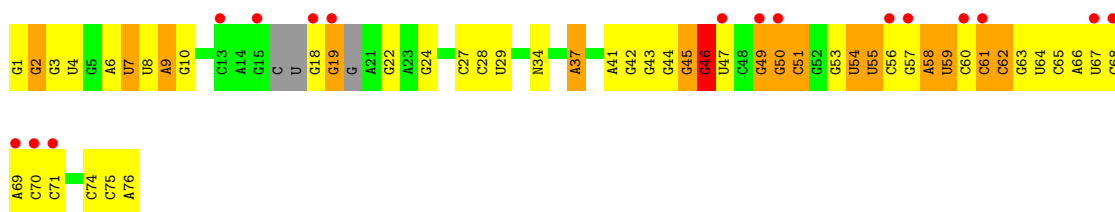
- Molecule 53: mRNA



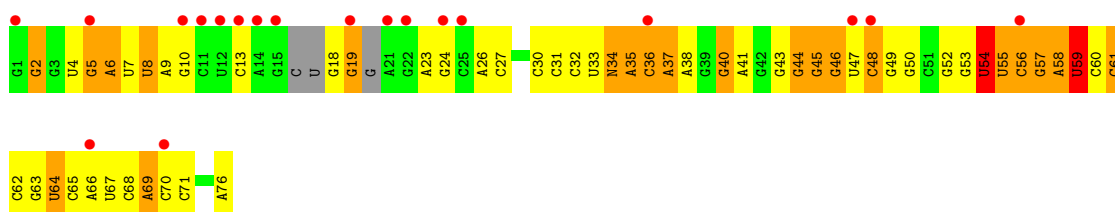
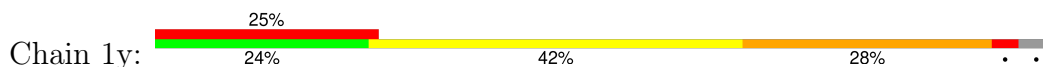
- Molecule 53: mRNA



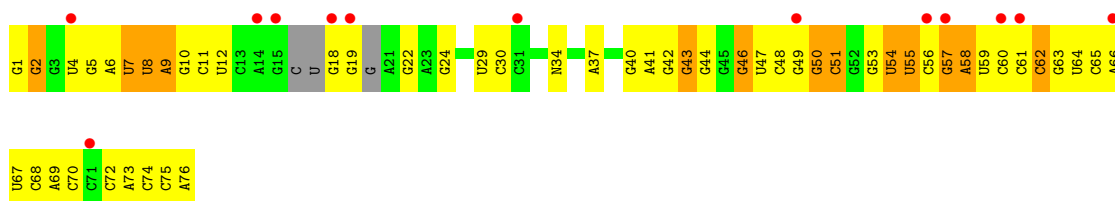
- Molecule 54: A-site and E-site tRNAs



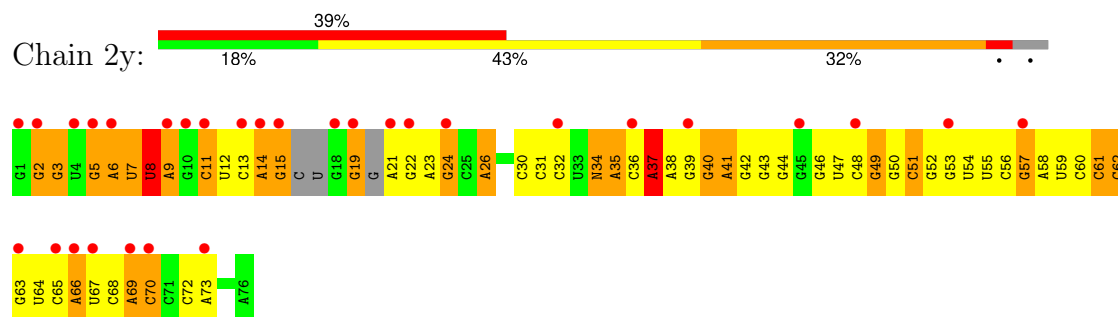
- Molecule 54: A-site and E-site tRNAs



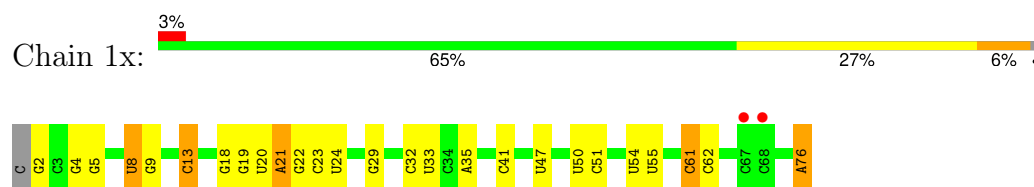
- Molecule 54: A-site and E-site tRNAs



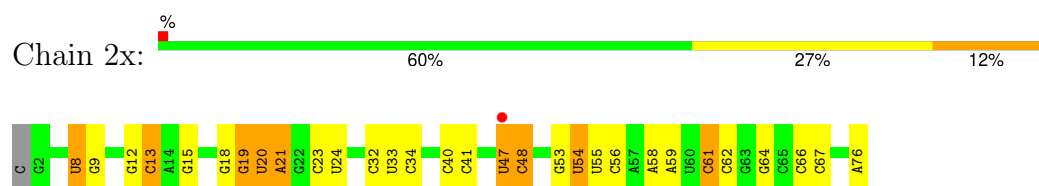
- Molecule 54: A-site and E-site tRNAs



- Molecule 55: P-site tRNA



- Molecule 55: P-site tRNA



4 Data and refinement statistics

Property	Value	Source
Space group	P 21 21 21	Depositor
Cell constants a, b, c, α , β , γ	208.15Å 446.40Å 615.53Å 90.00° 90.00° 90.00°	Depositor
Resolution (Å)	253.38 – 2.80 253.38 – 2.80	Depositor EDS
% Data completeness (in resolution range)	99.7 (253.38-2.80) 99.8 (253.38-2.80)	Depositor EDS
R_{merge}	0.28	Depositor
R_{sym}	(Not available)	Depositor
$\langle I/\sigma(I) \rangle$ ¹	1.33 (at 2.82Å)	Xtrriage
Refinement program	PHENIX 1.8.2	Depositor
R, R_{free}	0.215 , 0.263 0.213 , 0.259	Depositor DCC
R_{free} test set	69538 reflections (5.01%)	wwPDB-VP
Wilson B-factor (Å ²)	57.3	Xtrriage
Anisotropy	0.245	Xtrriage
Bulk solvent k_{sol} (e/Å ³), B_{sol} (Å ²)	0.35 , 71.6	EDS
L-test for twinning ²	$\langle L \rangle = 0.47$, $\langle L^2 \rangle = 0.30$	Xtrriage
Estimated twinning fraction	No twinning to report.	Xtrriage
F_o, F_c correlation	0.91	EDS
Total number of atoms	300274	wwPDB-VP
Average B, all atoms (Å ²)	60.0	wwPDB-VP

Xtrriage's analysis on translational NCS is as follows: *The largest off-origin peak in the Patterson function is 1.51% of the height of the origin peak. No significant pseudotranslation is detected.*

¹Intensities estimated from amplitudes.

²Theoretical values of $\langle |L| \rangle$, $\langle L^2 \rangle$ for acentric reflections are 0.5, 0.333 respectively for untwinned datasets, and 0.375, 0.2 for perfectly twinned datasets.

5 Model quality

5.1 Standard geometry

Bond lengths and bond angles in the following residue types are not validated in this section: 5MU, M2G, 2MU, 2MA, DI0, 0TD, 7MG, 2MG, 4SU, OMG, CM0, MA6, 5MC, 4OC, SF4, K, PSU, ZN, MG, 6MZ, UR3

The Z score for a bond length (or angle) is the number of standard deviations the observed value is removed from the expected value. A bond length (or angle) with $|Z| > 5$ is considered an outlier worth inspection. RMSZ is the root-mean-square of all Z scores of the bond lengths (or angles).

Mol	Chain	Bond lengths		Bond angles	
		RMSZ	# Z >5	RMSZ	# Z >5
1	1A	0.30	0/69009	0.46	1/107712 (0.0%)
1	2A	0.23	0/67293	0.40	1/105034 (0.0%)
2	1B	0.23	0/2882	0.40	0/4494
2	2B	0.18	0/2879	0.36	0/4487
3	1D	0.29	0/2186	0.51	0/2944
3	2D	0.25	0/2186	0.49	0/2944
4	1E	0.32	0/1592	0.57	1/2149 (0.0%)
4	2E	0.22	0/1592	0.45	0/2149
5	1F	0.28	0/1619	0.51	0/2193
5	2F	0.21	0/1615	0.45	0/2188
6	1G	0.22	0/1448	0.49	1/1957 (0.1%)
6	2G	0.19	0/1453	0.41	0/1963
7	1H	0.24	0/1356	0.41	0/1834
7	2H	0.17	0/1356	0.37	0/1834
8	1I	0.18	0/1112	0.38	0/1514
8	2I	0.20	0/1079	0.40	0/1475
9	1N	0.27	0/1144	0.43	0/1543
9	2N	0.18	0/1144	0.40	0/1543
10	1O	0.28	0/943	0.48	0/1269
10	2O	0.22	0/943	0.45	0/1269
11	1P	0.29	0/1152	0.49	0/1533
11	2P	0.22	0/1152	0.45	0/1533
12	1Q	0.26	0/1143	0.44	0/1527
12	2Q	0.20	0/1143	0.41	0/1527
13	1R	0.29	0/982	0.49	0/1312
13	2R	0.21	0/982	0.44	0/1312
14	1S	0.23	0/883	0.47	0/1176
14	2S	0.20	0/880	0.44	0/1172
15	1T	0.26	0/1105	0.50	0/1477
15	2T	0.21	0/1097	0.42	0/1468
16	1U	0.32	0/977	0.46	0/1301

Mol	Chain	Bond lengths		Bond angles	
		RMSZ	# Z >5	RMSZ	# Z >5
16	2U	0.21	0/977	0.41	0/1301
17	1V	0.30	0/782	0.49	0/1049
17	2V	0.19	0/782	0.40	0/1049
18	1W	0.29	0/897	0.46	0/1205
18	2W	0.23	0/897	0.41	0/1205
19	1X	0.28	0/764	0.49	0/1025
19	2X	0.20	0/764	0.38	0/1025
20	1Y	0.24	0/819	0.48	1/1095 (0.1%)
20	2Y	0.25	0/819	0.55	2/1095 (0.2%)
21	1Z	0.29	0/1267	0.49	0/1717
21	2Z	0.20	0/1299	0.46	0/1763
22	10	0.29	0/662	0.55	0/881
22	20	0.22	0/662	0.48	0/881
23	11	0.26	0/762	0.46	0/1014
23	21	0.23	0/762	0.42	0/1014
24	12	0.27	0/590	0.47	0/781
24	22	0.18	0/590	0.35	0/781
25	13	0.26	0/474	0.45	0/635
25	23	0.20	0/469	0.39	0/630
26	14	0.27	0/565	0.74	2/761 (0.3%)
26	24	0.26	0/545	0.59	0/737
27	15	0.29	0/469	0.52	0/635
27	25	0.28	0/469	0.42	0/635
28	16	0.30	0/460	0.51	0/613
28	26	0.21	0/456	0.46	0/608
29	17	0.31	0/426	0.51	0/561
29	27	0.27	0/426	0.52	0/561
30	18	0.30	0/525	0.50	0/691
30	28	0.21	0/525	0.41	0/691
31	19	0.28	0/310	0.53	0/407
31	29	0.20	0/310	0.46	0/407
32	1a	0.22	0/35795	0.40	0/55864
32	2a	0.19	0/35886	0.38	0/56005
33	1b	0.21	0/1881	0.45	0/2542
33	2b	0.22	0/1860	0.47	0/2518
34	1c	0.25	1/1572 (0.1%)	0.39	0/2126
34	2c	0.20	0/1566	0.44	1/2119 (0.0%)
35	1d	0.21	0/1685	0.45	0/2262
35	2d	0.20	0/1704	0.43	0/2284
36	1e	0.21	0/1145	0.44	0/1543
36	2e	0.21	0/1149	0.47	0/1548
37	1f	0.20	0/823	0.37	0/1115
37	2f	0.21	0/829	0.38	0/1123

Mol	Chain	Bond lengths		Bond angles	
		RMSZ	# Z >5	RMSZ	# Z >5
38	1g	0.19	0/1250	0.39	0/1679
38	2g	0.18	0/1254	0.38	0/1683
39	1h	0.20	0/1108	0.41	0/1494
39	2h	0.18	0/1108	0.41	0/1494
40	1i	0.20	0/1002	0.49	0/1346
40	2i	0.20	0/997	0.42	0/1343
41	1j	0.19	0/722	0.48	0/982
41	2j	0.20	0/727	0.42	0/988
42	1k	0.20	0/844	0.41	0/1145
42	2k	0.19	0/848	0.44	0/1149
43	1l	0.21	0/937	0.42	0/1260
43	2l	0.19	0/937	0.41	0/1260
44	1m	0.21	0/969	0.46	0/1302
44	2m	0.20	0/961	0.40	0/1291
45	1n	0.20	0/501	0.46	0/664
45	2n	0.20	0/501	0.43	0/664
46	1o	0.21	0/739	0.41	0/985
46	2o	0.17	0/739	0.39	0/985
47	1p	0.22	0/697	0.50	0/939
47	2p	0.21	0/693	0.42	0/935
48	1q	0.19	0/836	0.39	0/1117
48	2q	0.17	0/836	0.37	0/1117
49	1r	0.20	0/560	0.43	0/746
49	2r	0.17	0/560	0.41	0/746
50	1s	0.22	0/667	0.51	0/900
50	2s	0.26	0/661	0.55	0/893
51	1t	0.20	0/730	0.47	0/965
51	2t	0.20	0/729	0.47	0/965
52	1u	0.23	0/203	0.44	0/266
52	2u	0.58	1/203 (0.5%)	0.54	0/266
53	1v	0.26	0/308	0.56	0/477
53	2v	0.26	0/308	0.40	0/477
54	1w	0.36	2/1600 (0.1%)	0.44	0/2482
54	1y	0.36	2/1600 (0.1%)	0.45	0/2482
54	2w	0.27	0/1600	0.38	0/2482
54	2y	0.34	1/1600 (0.1%)	0.46	0/2482
55	1x	0.26	0/1725	0.42	0/2689
55	2x	0.24	0/1725	0.38	0/2689
All	All	0.25	7/316731 (0.0%)	0.43	10/474164 (0.0%)

Chiral center outliers are detected by calculating the chiral volume of a chiral center and verifying if the center is modelled as a planar moiety or with the opposite hand. A planarity outlier is detected by checking planarity of atoms in a peptide group, atoms in a mainchain group or atoms of a

sidechain that are expected to be planar.

Mol	Chain	#Chirality outliers	#Planarity outliers
26	14	0	3
26	24	0	1
33	2b	0	1
All	All	0	5

The worst 5 of 7 bond length outliers are listed below:

Mol	Chain	Res	Type	Atoms	Z	Observed(Å)	Ideal(Å)
52	2u	7	ARG	CA-C	7.31	1.62	1.52
34	1c	173	VAL	C-N	6.54	1.49	1.33
54	2y	8	4SU	O3'-P	6.17	1.62	1.56
54	1y	8	4SU	O3'-P	5.66	1.61	1.56
54	1y	59	U	C4-O4	5.33	1.34	1.23

The worst 5 of 10 bond angle outliers are listed below:

Mol	Chain	Res	Type	Atoms	Z	Observed(°)	Ideal(°)
26	14	63	TYR	N-CA-C	-8.55	100.90	110.91
26	14	64	GLY	N-CA-C	7.89	131.89	113.18
20	2Y	102	CYS	CB-CA-C	-6.71	106.67	116.53
4	1E	95	ILE	N-CA-C	-6.35	105.04	112.98
1	2A	1992	G	C2'-C3'-O3'	6.26	118.88	109.50

There are no chirality outliers.

All (5) planarity outliers are listed below:

Mol	Chain	Res	Type	Group
26	14	56	VAL	Peptide
26	14	63	TYR	Peptide
26	14	64	GLY	Peptide
26	24	56	VAL	Peptide
33	2b	124	SER	Peptide

5.2 Too-close contacts

In the following table, the Non-H and H(model) columns list the number of non-hydrogen atoms and hydrogen atoms in the chain respectively. The H(added) column lists the number of hydrogen atoms added and optimized by MolProbity. The Clashes column lists the number of clashes within the asymmetric unit, whereas Symm-Clashes lists symmetry-related clashes.

Mol	Chain	Non-H	H(model)	H(added)	Clashes	Symm-Clashes
1	1A	61852	0	31193	697	0
1	2A	60322	0	30423	754	0
2	1B	2577	0	1305	23	0
2	2B	2575	0	1303	34	0
3	1D	2136	0	2218	47	0
3	2D	2136	0	2217	48	0
4	1E	1559	0	1618	41	0
4	2E	1559	0	1618	43	0
5	1F	1584	0	1625	36	0
5	2F	1580	0	1619	42	0
6	1G	1423	0	1436	42	0
6	2G	1428	0	1438	47	0
7	1H	1330	0	1407	27	0
7	2H	1330	0	1407	33	0
8	1I	1097	0	1140	23	0
8	2I	1064	0	1082	27	0
9	1N	1117	0	1184	23	0
9	2N	1117	0	1184	23	0
10	1O	933	0	996	22	0
10	2O	933	0	996	23	0
11	1P	1135	0	1212	37	0
11	2P	1135	0	1211	38	0
12	1Q	1122	0	1179	22	0
12	2Q	1122	0	1179	39	0
13	1R	968	0	1033	21	0
13	2R	968	0	1033	20	0
14	1S	873	0	927	21	0
14	2S	870	0	923	28	0
15	1T	1091	0	1151	23	0
15	2T	1083	0	1136	36	0
16	1U	959	0	1019	18	0
16	2U	959	0	1019	26	0
17	1V	771	0	830	14	0
17	2V	771	0	830	14	0
18	1W	886	0	940	21	0
18	2W	886	0	940	12	0
19	1X	750	0	814	16	0
19	2X	750	0	814	18	0
20	1Y	806	0	881	19	0
20	2Y	806	0	881	22	0
21	1Z	1240	0	1240	30	0
21	2Z	1271	0	1273	36	0
22	10	653	0	674	17	0

Continued on next page...

Continued from previous page...

Mol	Chain	Non-H	H(model)	H(added)	Clashes	Symm-Clashes
22	20	653	0	674	28	0
23	11	755	0	826	21	0
23	21	755	0	826	17	0
24	12	588	0	643	15	0
24	22	588	0	643	13	0
25	13	469	0	518	11	0
25	23	464	0	514	13	0
26	14	552	0	533	23	0
26	24	532	0	503	17	0
27	15	455	0	465	8	0
27	25	455	0	465	7	0
28	16	453	0	473	9	0
28	26	449	0	469	6	0
29	17	418	0	467	6	0
29	27	418	0	467	9	0
30	18	517	0	582	22	0
30	28	517	0	582	22	0
31	19	307	0	335	5	0
31	29	307	0	335	8	0
32	1a	32246	0	16296	481	0
32	2a	32327	0	16340	564	0
33	1b	1846	0	1867	68	0
33	2b	1825	0	1828	64	0
34	1c	1548	0	1535	32	0
34	2c	1542	0	1517	52	0
35	1d	1655	0	1672	54	0
35	2d	1674	0	1714	49	0
36	1e	1129	0	1185	25	0
36	2e	1133	0	1191	31	0
37	1f	810	0	804	17	0
37	2f	816	0	808	14	0
38	1g	1231	0	1238	21	0
38	2g	1235	0	1249	26	0
39	1h	1088	0	1126	22	0
39	2h	1088	0	1126	42	0
40	1i	983	0	986	35	0
40	2i	978	0	966	34	0
41	1j	709	0	650	28	0
41	2j	714	0	672	29	0
42	1k	829	0	825	13	0
42	2k	833	0	836	20	0
43	1l	932	0	981	21	0

Continued on next page...

Continued from previous page...

Mol	Chain	Non-H	H(model)	H(added)	Clashes	Symm-Clashes
43	2l	932	0	981	32	0
44	1m	958	0	1002	22	0
44	2m	950	0	988	33	0
45	1n	492	0	529	18	0
45	2n	492	0	529	23	0
46	1o	728	0	760	11	0
46	2o	728	0	760	20	0
47	1p	681	0	697	23	0
47	2p	677	0	686	16	0
48	1q	823	0	891	18	0
48	2q	823	0	891	21	0
49	1r	555	0	618	7	0
49	2r	555	0	618	12	0
50	1s	652	0	662	25	0
50	2s	646	0	644	33	0
51	1t	728	0	798	29	0
51	2t	727	0	796	26	0
52	1u	199	0	208	7	0
52	2u	199	0	208	12	0
53	1v	276	0	139	2	0
53	2v	276	0	139	2	0
54	1w	1568	0	800	37	0
54	1y	1568	0	800	47	0
54	2w	1568	0	802	38	0
54	2y	1568	0	801	58	0
55	1x	1625	0	828	16	0
55	2x	1625	0	828	21	0
56	10	7	0	0	0	0
56	11	4	0	0	0	0
56	12	2	0	0	0	0
56	13	3	0	0	0	0
56	15	5	0	0	0	0
56	16	2	0	0	0	0
56	17	3	0	0	0	0
56	18	2	0	0	0	0
56	1A	1148	0	0	0	0
56	1B	37	0	0	0	0
56	1D	13	0	0	0	0
56	1E	8	0	0	0	0
56	1F	9	0	0	0	0
56	1G	5	0	0	0	0
56	1H	1	0	0	0	0

Continued on next page...

Continued from previous page...

Mol	Chain	Non-H	H(model)	H(added)	Clashes	Symm-Clashes
56	1I	1	0	0	0	0
56	1N	8	0	0	0	0
56	1O	5	0	0	0	0
56	1P	3	0	0	0	0
56	1Q	6	0	0	0	0
56	1R	2	0	0	0	0
56	1S	3	0	0	0	0
56	1T	2	0	0	0	0
56	1U	7	0	0	0	0
56	1V	2	0	0	0	0
56	1W	6	0	0	0	0
56	1X	5	0	0	0	0
56	1Y	3	0	0	0	0
56	1Z	3	0	0	0	0
56	1a	244	0	0	0	0
56	1b	2	0	0	0	0
56	1d	1	0	0	0	0
56	1f	1	0	0	0	0
56	1h	1	0	0	0	0
56	1l	3	0	0	0	0
56	1m	3	0	0	0	0
56	1p	1	0	0	0	0
56	1r	1	0	0	0	0
56	1s	1	0	0	0	0
56	1t	1	0	0	0	0
56	1v	1	0	0	0	0
56	1w	7	0	0	0	0
56	1x	12	0	0	0	0
56	1y	5	0	0	0	0
56	20	2	0	0	0	0
56	21	1	0	0	0	0
56	23	1	0	0	0	0
56	25	4	0	0	0	0
56	27	1	0	0	0	0
56	28	1	0	0	0	0
56	2A	860	0	0	0	0
56	2B	21	0	0	0	0
56	2D	3	0	0	0	0
56	2E	8	0	0	0	0
56	2F	4	0	0	0	0
56	2G	1	0	0	0	0
56	2O	2	0	0	0	0

Continued on next page...

Continued from previous page...

Mol	Chain	Non-H	H(model)	H(added)	Clashes	Symm-Clashes
56	2P	3	0	0	0	0
56	2Q	3	0	0	0	0
56	2R	2	0	0	0	0
56	2T	3	0	0	0	0
56	2U	4	0	0	0	0
56	2V	2	0	0	0	0
56	2W	2	0	0	0	0
56	2X	2	0	0	0	0
56	2Z	1	0	0	0	0
56	2a	231	0	0	0	0
56	2d	2	0	0	0	0
56	2e	1	0	0	0	0
56	2f	2	0	0	0	0
56	2g	1	0	0	0	0
56	2i	1	0	0	0	0
56	2j	2	0	0	0	0
56	2l	2	0	0	0	0
56	2q	3	0	0	0	0
56	2r	1	0	0	0	0
56	2t	1	0	0	0	0
56	2v	3	0	0	0	0
56	2w	1	0	0	0	0
56	2x	5	0	0	0	0
56	2y	7	0	0	0	0
57	1A	58	0	0	5	0
57	2A	58	0	0	0	0
58	1A	1	0	0	0	0
58	2A	1	0	0	0	0
59	14	1	0	0	0	0
59	15	1	0	0	0	0
59	16	1	0	0	0	0
59	19	1	0	0	0	0
59	1Y	1	0	0	0	0
59	1n	1	0	0	0	0
59	24	1	0	0	0	0
59	25	1	0	0	0	0
59	26	1	0	0	0	0
59	29	1	0	0	0	0
59	2Y	1	0	0	0	0
59	2n	1	0	0	0	0
60	1d	8	0	0	1	0
60	2d	8	0	0	1	0

Continued on next page...

Continued from previous page...

Mol	Chain	Non-H	H(model)	H(added)	Clashes	Symm-Clashes
61	10	11	0	0	0	0
61	11	8	0	0	0	0
61	12	4	0	0	1	0
61	13	4	0	0	0	0
61	15	3	0	0	0	0
61	16	4	0	0	0	0
61	17	6	0	0	1	0
61	18	12	0	0	0	0
61	19	1	0	0	0	0
61	1A	2034	0	0	65	0
61	1B	65	0	0	0	0
61	1D	29	0	0	3	0
61	1E	24	0	0	0	0
61	1F	12	0	0	1	0
61	1G	5	0	0	2	0
61	1H	1	0	0	0	0
61	1I	2	0	0	0	0
61	1N	6	0	0	0	0
61	1O	7	0	0	1	0
61	1P	23	0	0	1	0
61	1Q	7	0	0	0	0
61	1R	14	0	0	1	0
61	1S	3	0	0	0	0
61	1T	10	0	0	1	0
61	1U	12	0	0	0	0
61	1V	8	0	0	0	0
61	1W	10	0	0	0	0
61	1X	4	0	0	0	0
61	1Y	3	0	0	0	0
61	1a	439	0	0	21	0
61	1b	1	0	0	0	0
61	1d	2	0	0	0	0
61	1f	2	0	0	1	0
61	1g	2	0	0	0	0
61	1l	11	0	0	0	0
61	1o	1	0	0	0	0
61	1p	1	0	0	0	0
61	1q	2	0	0	0	0
61	1r	2	0	0	0	0
61	1t	2	0	0	0	0
61	1u	1	0	0	1	0
61	1v	9	0	0	0	0

Continued on next page...

Continued from previous page...

Mol	Chain	Non-H	H(model)	H(added)	Clashes	Symm-Clashes
61	1w	6	0	0	1	0
61	1x	7	0	0	0	0
61	1y	4	0	0	0	0
61	20	3	0	0	0	0
61	21	6	0	0	0	0
61	23	2	0	0	1	0
61	25	1	0	0	0	0
61	27	3	0	0	0	0
61	28	4	0	0	0	0
61	29	1	0	0	0	0
61	2A	1099	0	0	49	0
61	2B	24	0	0	0	0
61	2D	20	0	0	1	0
61	2E	12	0	0	0	0
61	2F	7	0	0	0	0
61	2I	4	0	0	0	0
61	2N	1	0	0	0	0
61	2O	1	0	0	0	0
61	2P	12	0	0	2	0
61	2Q	2	0	0	0	0
61	2R	2	0	0	0	0
61	2T	4	0	0	0	0
61	2U	4	0	0	1	0
61	2V	1	0	0	0	0
61	2W	4	0	0	0	0
61	2X	5	0	0	0	0
61	2Y	1	0	0	0	0
61	2Z	1	0	0	0	0
61	2a	284	0	0	16	0
61	2d	1	0	0	0	0
61	2e	2	0	0	0	0
61	2g	1	0	0	0	0
61	2j	3	0	0	2	0
61	2l	2	0	0	0	0
61	2n	1	0	0	0	0
61	2o	1	0	0	0	0
61	2p	1	0	0	0	0
61	2q	1	0	0	0	0
61	2r	1	0	0	0	0
61	2t	3	0	0	0	0
61	2v	3	0	0	0	0
61	2w	3	0	0	1	0

Continued on next page...

Continued from previous page...

Mol	Chain	Non-H	H(model)	H(added)	Clashes	Symm-Clashes
61	2x	5	0	0	0	0
61	2y	16	0	0	0	0
All	All	300274	0	196683	4508	0

The all-atom clashscore is defined as the number of clashes found per 1000 atoms (including hydrogen atoms). The all-atom clashscore for this structure is 10.

The worst 5 of 4508 close contacts within the same asymmetric unit are listed below, sorted by their clash magnitude.

Atom-1	Atom-2	Interatomic distance (Å)	Clash overlap (Å)
1:1A:1082:U:H3	1:1A:1086:A:N6	1.19	1.37
1:1A:2136:C:N4	1:1A:2155:G:H1	1.47	1.09
54:2y:30:C:N4	54:2y:40:G:H1	1.53	1.07
32:2a:997:U:H3	32:2a:1044:A:N6	1.52	1.07
32:2a:1002:G:H1	32:2a:1038:C:N4	1.54	1.04

There are no symmetry-related clashes.

5.3 Torsion angles [i](#)

5.3.1 Protein backbone [i](#)

In the following table, the Percentiles column shows the percent Ramachandran outliers of the chain as a percentile score with respect to all X-ray entries followed by that with respect to entries of similar resolution.

The Analysed column shows the number of residues for which the backbone conformation was analysed, and the total number of residues.

Mol	Chain	Analysed	Favoured	Allowed	Outliers	Percentiles	
3	1D	273/276 (99%)	256 (94%)	16 (6%)	1 (0%)	30	60
3	2D	273/276 (99%)	259 (95%)	13 (5%)	1 (0%)	30	60
4	1E	202/206 (98%)	194 (96%)	7 (4%)	1 (0%)	24	55
4	2E	202/206 (98%)	195 (96%)	6 (3%)	1 (0%)	24	55
5	1F	201/210 (96%)	194 (96%)	5 (2%)	2 (1%)	12	38
5	2F	201/210 (96%)	195 (97%)	4 (2%)	2 (1%)	12	38
6	1G	179/182 (98%)	168 (94%)	10 (6%)	1 (1%)	21	51
6	2G	179/182 (98%)	161 (90%)	16 (9%)	2 (1%)	11	36

Continued on next page...

Continued from previous page...

Mol	Chain	Analysed	Favoured	Allowed	Outliers	Percentiles	
7	1H	172/180 (96%)	160 (93%)	11 (6%)	1 (1%)	21	51
7	2H	172/180 (96%)	159 (92%)	10 (6%)	3 (2%)	7	25
8	1I	144/148 (97%)	127 (88%)	17 (12%)	0	100	100
8	2I	144/148 (97%)	130 (90%)	13 (9%)	1 (1%)	18	47
9	1N	138/140 (99%)	133 (96%)	5 (4%)	0	100	100
9	2N	138/140 (99%)	133 (96%)	4 (3%)	1 (1%)	18	47
10	1O	120/122 (98%)	109 (91%)	10 (8%)	1 (1%)	16	44
10	2O	120/122 (98%)	112 (93%)	7 (6%)	1 (1%)	16	44
11	1P	147/150 (98%)	137 (93%)	9 (6%)	1 (1%)	18	47
11	2P	147/150 (98%)	138 (94%)	8 (5%)	1 (1%)	18	47
12	1Q	139/141 (99%)	133 (96%)	5 (4%)	1 (1%)	18	47
12	2Q	139/141 (99%)	130 (94%)	9 (6%)	0	100	100
13	1R	116/118 (98%)	110 (95%)	6 (5%)	0	100	100
13	2R	116/118 (98%)	112 (97%)	4 (3%)	0	100	100
14	1S	108/112 (96%)	99 (92%)	9 (8%)	0	100	100
14	2S	108/112 (96%)	105 (97%)	2 (2%)	1 (1%)	14	41
15	1T	129/146 (88%)	123 (95%)	6 (5%)	0	100	100
15	2T	129/146 (88%)	123 (95%)	6 (5%)	0	100	100
16	1U	114/118 (97%)	113 (99%)	1 (1%)	0	100	100
16	2U	114/118 (97%)	111 (97%)	3 (3%)	0	100	100
17	1V	99/101 (98%)	93 (94%)	3 (3%)	3 (3%)	3	12
17	2V	99/101 (98%)	92 (93%)	5 (5%)	2 (2%)	6	21
18	1W	110/113 (97%)	109 (99%)	1 (1%)	0	100	100
18	2W	110/113 (97%)	109 (99%)	1 (1%)	0	100	100
19	1X	93/96 (97%)	91 (98%)	2 (2%)	0	100	100
19	2X	93/96 (97%)	90 (97%)	3 (3%)	0	100	100
20	1Y	105/110 (96%)	98 (93%)	7 (7%)	0	100	100
20	2Y	105/110 (96%)	98 (93%)	7 (7%)	0	100	100
21	1Z	148/206 (72%)	130 (88%)	16 (11%)	2 (1%)	9	30
21	2Z	156/206 (76%)	135 (86%)	19 (12%)	2 (1%)	9	31
22	10	81/85 (95%)	78 (96%)	3 (4%)	0	100	100

Continued on next page...

Continued from previous page...

Mol	Chain	Analysed	Favoured	Allowed	Outliers	Percentiles	
22	20	81/85 (95%)	80 (99%)	1 (1%)	0	100	100
23	11	95/98 (97%)	93 (98%)	1 (1%)	1 (1%)	11	36
23	21	95/98 (97%)	93 (98%)	1 (1%)	1 (1%)	11	36
24	12	68/72 (94%)	68 (100%)	0	0	100	100
24	22	68/72 (94%)	67 (98%)	1 (2%)	0	100	100
25	13	57/60 (95%)	55 (96%)	2 (4%)	0	100	100
25	23	57/60 (95%)	56 (98%)	1 (2%)	0	100	100
26	14	67/71 (94%)	52 (78%)	12 (18%)	3 (4%)	2	7
26	24	67/71 (94%)	53 (79%)	10 (15%)	4 (6%)	1	3
27	15	57/60 (95%)	53 (93%)	4 (7%)	0	100	100
27	25	57/60 (95%)	56 (98%)	1 (2%)	0	100	100
28	16	51/54 (94%)	50 (98%)	1 (2%)	0	100	100
28	26	51/54 (94%)	50 (98%)	1 (2%)	0	100	100
29	17	46/49 (94%)	45 (98%)	1 (2%)	0	100	100
29	27	46/49 (94%)	45 (98%)	1 (2%)	0	100	100
30	18	62/65 (95%)	62 (100%)	0	0	100	100
30	28	62/65 (95%)	60 (97%)	2 (3%)	0	100	100
31	19	35/37 (95%)	35 (100%)	0	0	100	100
31	29	35/37 (95%)	35 (100%)	0	0	100	100
33	1b	229/256 (90%)	201 (88%)	21 (9%)	7 (3%)	3	12
33	2b	229/256 (90%)	200 (87%)	24 (10%)	5 (2%)	5	19
34	1c	204/239 (85%)	188 (92%)	13 (6%)	3 (2%)	8	28
34	2c	204/239 (85%)	189 (93%)	14 (7%)	1 (0%)	24	55
35	1d	206/209 (99%)	195 (95%)	9 (4%)	2 (1%)	12	38
35	2d	206/209 (99%)	198 (96%)	7 (3%)	1 (0%)	24	55
36	1e	146/162 (90%)	138 (94%)	3 (2%)	5 (3%)	3	11
36	2e	146/162 (90%)	133 (91%)	12 (8%)	1 (1%)	18	47
37	1f	98/101 (97%)	94 (96%)	3 (3%)	1 (1%)	12	38
37	2f	98/101 (97%)	95 (97%)	3 (3%)	0	100	100
38	1g	153/156 (98%)	141 (92%)	9 (6%)	3 (2%)	6	21
38	2g	153/156 (98%)	145 (95%)	6 (4%)	2 (1%)	9	31

Continued on next page...

Continued from previous page...

Mol	Chain	Analysed	Favoured	Allowed	Outliers	Percentiles	
39	1h	135/138 (98%)	131 (97%)	4 (3%)	0	100	100
39	2h	135/138 (98%)	129 (96%)	6 (4%)	0	100	100
40	1i	125/128 (98%)	108 (86%)	17 (14%)	0	100	100
40	2i	125/128 (98%)	112 (90%)	13 (10%)	0	100	100
41	1j	95/105 (90%)	81 (85%)	11 (12%)	3 (3%)	3	11
41	2j	94/105 (90%)	84 (89%)	6 (6%)	4 (4%)	2	7
42	1k	112/129 (87%)	100 (89%)	10 (9%)	2 (2%)	6	23
42	2k	112/129 (87%)	99 (88%)	12 (11%)	1 (1%)	14	41
43	1l	119/132 (90%)	115 (97%)	3 (2%)	1 (1%)	16	44
43	2l	119/132 (90%)	115 (97%)	4 (3%)	0	100	100
44	1m	121/126 (96%)	110 (91%)	9 (7%)	2 (2%)	7	25
44	2m	120/126 (95%)	109 (91%)	11 (9%)	0	100	100
45	1n	58/61 (95%)	55 (95%)	3 (5%)	0	100	100
45	2n	58/61 (95%)	53 (91%)	5 (9%)	0	100	100
46	1o	86/89 (97%)	84 (98%)	2 (2%)	0	100	100
46	2o	86/89 (97%)	84 (98%)	2 (2%)	0	100	100
47	1p	80/88 (91%)	76 (95%)	4 (5%)	0	100	100
47	2p	80/88 (91%)	75 (94%)	5 (6%)	0	100	100
48	1q	97/105 (92%)	89 (92%)	8 (8%)	0	100	100
48	2q	97/105 (92%)	93 (96%)	3 (3%)	1 (1%)	12	38
49	1r	66/88 (75%)	63 (96%)	3 (4%)	0	100	100
49	2r	66/88 (75%)	63 (96%)	3 (4%)	0	100	100
50	1s	81/93 (87%)	71 (88%)	9 (11%)	1 (1%)	10	34
50	2s	81/93 (87%)	66 (82%)	13 (16%)	2 (2%)	4	16
51	1t	94/106 (89%)	85 (90%)	6 (6%)	3 (3%)	3	11
51	2t	94/106 (89%)	86 (92%)	4 (4%)	4 (4%)	2	7
52	1u	21/27 (78%)	19 (90%)	2 (10%)	0	100	100
52	2u	21/27 (78%)	18 (86%)	1 (5%)	2 (10%)	0	1
All	All	11370/12128 (94%)	10640 (94%)	632 (6%)	98 (1%)	14	41

5 of 98 Ramachandran outliers are listed below:

Mol	Chain	Res	Type
5	1F	130	ALA
17	1V	53	GLU
33	1b	17	PHE
36	1e	98	THR
41	1j	79	ARG

5.3.2 Protein sidechains [i](#)

In the following table, the Percentiles column shows the percent sidechain outliers of the chain as a percentile score with respect to all X-ray entries followed by that with respect to entries of similar resolution.

The Analysed column shows the number of residues for which the sidechain conformation was analysed, and the total number of residues.

Mol	Chain	Analysed	Rotameric	Outliers	Percentiles	
3	1D	215/218 (99%)	203 (94%)	12 (6%)	19	50
3	2D	215/218 (99%)	200 (93%)	15 (7%)	14	40
4	1E	164/166 (99%)	145 (88%)	19 (12%)	5	18
4	2E	164/166 (99%)	154 (94%)	10 (6%)	17	46
5	1F	160/166 (96%)	147 (92%)	13 (8%)	11	33
5	2F	159/166 (96%)	149 (94%)	10 (6%)	16	45
6	1G	143/156 (92%)	131 (92%)	12 (8%)	10	32
6	2G	143/156 (92%)	132 (92%)	11 (8%)	12	36
7	1H	144/148 (97%)	134 (93%)	10 (7%)	14	41
7	2H	144/148 (97%)	134 (93%)	10 (7%)	14	41
8	1I	113/124 (91%)	102 (90%)	11 (10%)	8	25
8	2I	105/124 (85%)	93 (89%)	12 (11%)	5	19
9	1N	118/119 (99%)	107 (91%)	11 (9%)	8	27
9	2N	118/119 (99%)	111 (94%)	7 (6%)	18	48
10	1O	100/100 (100%)	96 (96%)	4 (4%)	28	63
10	2O	100/100 (100%)	95 (95%)	5 (5%)	22	54
11	1P	115/116 (99%)	106 (92%)	9 (8%)	11	35
11	2P	115/116 (99%)	108 (94%)	7 (6%)	17	46
12	1Q	111/111 (100%)	103 (93%)	8 (7%)	13	39
12	2Q	111/111 (100%)	104 (94%)	7 (6%)	16	45

Continued on next page...

Continued from previous page...

Mol	Chain	Analysed	Rotameric	Outliers	Percentiles	
13	1R	101/101 (100%)	92 (91%)	9 (9%)	9	29
13	2R	101/101 (100%)	93 (92%)	8 (8%)	11	35
14	1S	86/88 (98%)	78 (91%)	8 (9%)	8	27
14	2S	85/88 (97%)	78 (92%)	7 (8%)	10	33
15	1T	115/127 (91%)	112 (97%)	3 (3%)	40	75
15	2T	113/127 (89%)	112 (99%)	1 (1%)	70	89
16	1U	93/94 (99%)	85 (91%)	8 (9%)	10	31
16	2U	93/94 (99%)	89 (96%)	4 (4%)	26	60
17	1V	80/82 (98%)	70 (88%)	10 (12%)	4	15
17	2V	80/82 (98%)	72 (90%)	8 (10%)	7	24
18	1W	90/92 (98%)	86 (96%)	4 (4%)	25	59
18	2W	90/92 (98%)	82 (91%)	8 (9%)	9	29
19	1X	77/78 (99%)	75 (97%)	2 (3%)	40	75
19	2X	77/78 (99%)	71 (92%)	6 (8%)	11	35
20	1Y	85/91 (93%)	77 (91%)	8 (9%)	8	27
20	2Y	85/91 (93%)	77 (91%)	8 (9%)	8	27
21	1Z	135/179 (75%)	124 (92%)	11 (8%)	11	33
21	2Z	137/179 (76%)	127 (93%)	10 (7%)	13	38
22	10	65/67 (97%)	61 (94%)	4 (6%)	16	45
22	20	65/67 (97%)	63 (97%)	2 (3%)	35	70
23	11	80/83 (96%)	76 (95%)	4 (5%)	22	54
23	21	80/83 (96%)	75 (94%)	5 (6%)	16	45
24	12	65/67 (97%)	61 (94%)	4 (6%)	16	45
24	22	65/67 (97%)	61 (94%)	4 (6%)	16	45
25	13	51/52 (98%)	49 (96%)	2 (4%)	28	64
25	23	50/52 (96%)	49 (98%)	1 (2%)	48	80
26	14	59/63 (94%)	49 (83%)	10 (17%)	2	7
26	24	53/63 (84%)	50 (94%)	3 (6%)	18	49
27	15	50/52 (96%)	47 (94%)	3 (6%)	17	47
27	25	50/52 (96%)	46 (92%)	4 (8%)	11	34
28	16	51/52 (98%)	46 (90%)	5 (10%)	7	25

Continued on next page...

Continued from previous page...

Mol	Chain	Analysed	Rotameric	Outliers	Percentiles	
28	26	50/52 (96%)	45 (90%)	5 (10%)	7	24
29	17	41/42 (98%)	36 (88%)	5 (12%)	5	16
29	27	41/42 (98%)	38 (93%)	3 (7%)	13	38
30	18	54/55 (98%)	47 (87%)	7 (13%)	4	14
30	28	54/55 (98%)	50 (93%)	4 (7%)	13	37
31	19	34/34 (100%)	33 (97%)	1 (3%)	37	73
31	29	34/34 (100%)	33 (97%)	1 (3%)	37	73
33	1b	192/220 (87%)	181 (94%)	11 (6%)	18	49
33	2b	187/220 (85%)	176 (94%)	11 (6%)	18	48
34	1c	142/188 (76%)	133 (94%)	9 (6%)	16	45
34	2c	140/188 (74%)	133 (95%)	7 (5%)	22	54
35	1d	169/181 (93%)	154 (91%)	15 (9%)	9	29
35	2d	173/181 (96%)	162 (94%)	11 (6%)	16	44
36	1e	113/123 (92%)	108 (96%)	5 (4%)	25	59
36	2e	114/123 (93%)	109 (96%)	5 (4%)	25	59
37	1f	84/90 (93%)	80 (95%)	4 (5%)	23	56
37	2f	85/90 (94%)	81 (95%)	4 (5%)	23	57
38	1g	119/127 (94%)	115 (97%)	4 (3%)	32	68
38	2g	120/127 (94%)	118 (98%)	2 (2%)	53	83
39	1h	114/119 (96%)	103 (90%)	11 (10%)	8	26
39	2h	114/119 (96%)	105 (92%)	9 (8%)	11	35
40	1i	90/99 (91%)	86 (96%)	4 (4%)	25	59
40	2i	89/99 (90%)	84 (94%)	5 (6%)	19	50
41	1j	66/92 (72%)	61 (92%)	5 (8%)	12	36
41	2j	69/92 (75%)	67 (97%)	2 (3%)	37	73
42	1k	82/99 (83%)	79 (96%)	3 (4%)	30	65
42	2k	83/99 (84%)	77 (93%)	6 (7%)	13	39
43	1l	96/108 (89%)	86 (90%)	10 (10%)	7	22
43	2l	96/108 (89%)	89 (93%)	7 (7%)	13	38
44	1m	93/101 (92%)	88 (95%)	5 (5%)	20	51
44	2m	92/101 (91%)	86 (94%)	6 (6%)	15	43

Continued on next page...

Continued from previous page...

Mol	Chain	Analysed	Rotameric	Outliers	Percentiles	
45	1n	49/50 (98%)	43 (88%)	6 (12%)	5	16
45	2n	49/50 (98%)	43 (88%)	6 (12%)	5	16
46	1o	78/80 (98%)	77 (99%)	1 (1%)	61	86
46	2o	78/80 (98%)	77 (99%)	1 (1%)	61	86
47	1p	69/74 (93%)	61 (88%)	8 (12%)	5	18
47	2p	68/74 (92%)	62 (91%)	6 (9%)	9	29
48	1q	94/97 (97%)	93 (99%)	1 (1%)	65	87
48	2q	94/97 (97%)	90 (96%)	4 (4%)	26	60
49	1r	59/77 (77%)	55 (93%)	4 (7%)	14	42
49	2r	59/77 (77%)	58 (98%)	1 (2%)	53	83
50	1s	69/80 (86%)	68 (99%)	1 (1%)	59	85
50	2s	67/80 (84%)	63 (94%)	4 (6%)	17	47
51	1t	70/82 (85%)	66 (94%)	4 (6%)	18	49
51	2t	70/82 (85%)	65 (93%)	5 (7%)	13	39
52	1u	18/22 (82%)	18 (100%)	0	100	100
52	2u	18/22 (82%)	18 (100%)	0	100	100
All	All	9303/10064 (92%)	8687 (93%)	616 (7%)	15	43

5 of 616 residues with a non-rotameric sidechain are listed below:

Mol	Chain	Res	Type
19	2X	95	LEU
42	2k	63	LEU
21	2Z	72	ARG
19	2X	92	LEU
33	2b	136	VAL

Sometimes sidechains can be flipped to improve hydrogen bonding and reduce clashes. 5 of 140 such sidechains are listed below:

Mol	Chain	Res	Type
36	2e	78	HIS
38	2g	28	ASN
43	2l	8	ASN
38	1g	28	ASN
37	1f	100	ASN

5.3.3 RNA [i](#)

Mol	Chain	Analysed	Backbone Outliers	Pucker Outliers
1	1A	2863/2915 (98%)	431 (15%)	28 (0%)
1	2A	2791/2915 (95%)	466 (16%)	20 (0%)
2	1B	120/121 (99%)	9 (7%)	1 (0%)
2	2B	119/121 (98%)	12 (10%)	1 (0%)
32	1a	1497/1521 (98%)	249 (16%)	0
32	2a	1501/1521 (98%)	283 (18%)	0
53	1v	12/27 (44%)	3 (25%)	0
53	2v	12/27 (44%)	3 (25%)	0
54	1w	70/76 (92%)	19 (27%)	0
54	1y	70/76 (92%)	30 (42%)	0
54	2w	70/76 (92%)	23 (32%)	0
54	2y	70/76 (92%)	35 (50%)	0
55	1x	75/77 (97%)	10 (13%)	0
55	2x	75/77 (97%)	11 (14%)	0
All	All	9345/9626 (97%)	1584 (16%)	50 (0%)

5 of 1584 RNA backbone outliers are listed below:

Mol	Chain	Res	Type
1	1A	12	U
1	1A	13	A
1	1A	15	G
1	1A	34	C
1	1A	36	G

5 of 50 RNA pucker outliers are listed below:

Mol	Chain	Res	Type
1	2A	228	A
1	2A	827	U
2	2B	1	U
1	2A	266	G
1	2A	479	A

5.4 Non-standard residues in protein, DNA, RNA chains [i](#)

80 non-standard protein/DNA/RNA residues are modelled in this entry.

In the following table, the Counts columns list the number of bonds (or angles) for which Mogul statistics could be retrieved, the number of bonds (or angles) that are observed in the model and the number of bonds (or angles) that are defined in the Chemical Component Dictionary. The

Link column lists molecule types, if any, to which the group is linked. The Z score for a bond length (or angle) is the number of standard deviations the observed value is removed from the expected value. A bond length (or angle) with $|Z| > 2$ is considered an outlier worth inspection. RMSZ is the root-mean-square of all Z scores of the bond lengths (or angles).

Mol	Type	Chain	Res	Link	Bond lengths			Bond angles		
					Counts	RMSZ	# Z > 2	Counts	RMSZ	# Z > 2
1	PSU	1A	1911	1	18,21,22	1.41	2 (11%)	21,30,33	1.90	3 (14%)
54	4SU	1y	8	54	18,21,22	1.81	6 (33%)	25,30,33	2.01	5 (20%)
54	7MG	1y	46	54	23,26,27	1.39	3 (13%)	27,39,42	2.76	7 (25%)
43	0TD	2l	92	43	8,9,10	4.56	1 (12%)	6,11,13	2.69	3 (50%)
55	4SU	1x	8	55	18,21,22	2.11	4 (22%)	25,30,33	1.50	4 (16%)
32	5MC	1a	1407	32	19,22,23	1.50	3 (15%)	26,32,35	1.10	2 (7%)
1	5MU	1A	1939	1	19,22,23	1.41	5 (26%)	27,32,35	2.20	6 (22%)
32	2MG	1a	1207	32	23,26,27	1.26	3 (13%)	33,38,41	2.20	8 (24%)
32	5MC	1a	1400	32	19,22,23	1.52	3 (15%)	26,32,35	1.15	2 (7%)
1	2MA	2A	2503	1	22,25,26	1.51	5 (22%)	32,37,40	2.37	8 (25%)
1	PSU	2A	2605	1	18,21,22	1.38	3 (16%)	21,30,33	2.10	4 (19%)
32	4OC	2a	1402	56,32	20,23,24	0.74	0	25,32,35	1.03	2 (8%)
32	UR3	1a	1498	32	19,22,23	1.11	1 (5%)	26,32,35	1.76	4 (15%)
54	5MU	2y	54	54	19,22,23	1.37	6 (31%)	27,32,35	2.03	7 (25%)
1	5MU	1A	1915	1	19,22,23	1.44	5 (26%)	27,32,35	2.12	7 (25%)
1	2MA	1A	2503	56,1	22,25,26	1.43	5 (22%)	32,37,40	2.33	10 (31%)
32	PSU	1a	516	32	18,21,22	1.36	3 (16%)	21,30,33	1.98	5 (23%)
54	6MZ	2w	37	54	22,25,26	1.49	4 (18%)	29,36,39	2.21	10 (34%)
54	PSU	1y	55	54	18,21,22	1.36	2 (11%)	21,30,33	2.14	4 (19%)
54	4SU	2y	8	54	18,21,22	1.80	4 (22%)	25,30,33	2.41	6 (24%)
1	PSU	1A	1917	1	18,21,22	1.41	3 (16%)	21,30,33	2.03	4 (19%)
54	7MG	2y	46	54	23,26,27	1.35	3 (13%)	27,39,42	2.91	7 (25%)
1	OMG	2A	2251	56,55,1	23,26,27	1.23	3 (13%)	32,38,41	1.98	7 (21%)
54	CM0	1w	34	54	21,26,27	1.15	2 (9%)	26,37,40	1.68	4 (15%)
54	5MU	1y	54	54	19,22,23	1.42	5 (26%)	27,32,35	2.07	6 (22%)
55	PSU	2x	55	55	18,21,22	1.34	2 (11%)	21,30,33	1.99	4 (19%)
32	MA6	1a	1518	32	23,26,27	1.54	5 (21%)	33,38,41	2.23	14 (42%)
32	2MG	2a	1207	56,32	23,26,27	1.24	3 (13%)	33,38,41	2.15	7 (21%)
32	MA6	1a	1519	32	23,26,27	1.53	4 (17%)	33,38,41	2.30	13 (39%)
32	MA6	2a	1518	32	23,26,27	1.63	5 (21%)	33,38,41	2.28	12 (36%)
54	4SU	2w	8	54	18,21,22	1.71	4 (22%)	25,30,33	2.12	5 (20%)

Mol	Type	Chain	Res	Link	Bond lengths			Bond angles		
					Counts	RMSZ	# Z > 2	Counts	RMSZ	# Z > 2
54	PSU	2y	55	54	18,21,22	1.37	2 (11%)	21,30,33	1.97	4 (19%)
32	5MC	2a	967	32	19,22,23	1.71	3 (15%)	26,32,35	1.09	2 (7%)
55	5MC	1x	32	55	19,22,23	1.58	3 (15%)	26,32,35	1.25	3 (11%)
1	5MC	1A	1962	56,1	19,22,23	1.75	3 (15%)	26,32,35	1.15	2 (7%)
54	CM0	1y	34	54	21,26,27	1.29	3 (14%)	26,37,40	2.08	4 (15%)
1	4OC	2A	1920	1	19,22,24	0.82	0	25,31,35	1.00	1 (4%)
32	5MC	1a	1404	32	19,22,23	1.63	3 (15%)	26,32,35	1.19	3 (11%)
1	4OC	1A	1920	1	19,22,24	0.75	0	25,31,35	0.96	2 (8%)
54	PSU	2w	55	54	18,21,22	1.41	1 (5%)	21,30,33	2.03	4 (19%)
1	2MU	2A	2552	56,1	19,22,24	1.26	3 (15%)	25,31,36	2.02	6 (24%)
55	4SU	2x	8	55	18,21,22	2.04	4 (22%)	25,30,33	1.43	5 (20%)
1	5MC	2A	1962	56,1	19,22,23	1.52	3 (15%)	26,32,35	1.16	2 (7%)
54	7MG	2w	46	54	23,26,27	1.34	4 (17%)	27,39,42	2.67	7 (25%)
1	PSU	1A	2605	56,1	18,21,22	1.38	3 (16%)	21,30,33	2.10	4 (19%)
1	5MC	2A	1942	1	19,22,23	1.59	3 (15%)	26,32,35	1.12	2 (7%)
54	5MU	1w	54	54	19,22,23	1.45	6 (31%)	27,32,35	2.36	6 (22%)
1	5MC	1A	1942	1	19,22,23	1.47	3 (15%)	26,32,35	1.15	2 (7%)
32	5MC	1a	967	32	19,22,23	1.33	3 (15%)	26,32,35	1.10	2 (7%)
1	2MU	1A	2552	56,1	19,22,24	1.24	2 (10%)	25,31,36	2.07	6 (24%)
32	MA6	2a	1519	32	23,26,27	1.59	4 (17%)	33,38,41	2.26	12 (36%)
32	UR3	2a	1498	32	19,22,23	1.04	1 (5%)	26,32,35	1.76	3 (11%)
1	5MU	2A	1939	1	19,22,23	1.45	6 (31%)	27,32,35	2.31	8 (29%)
54	PSU	1w	55	54	18,21,22	1.44	1 (5%)	21,30,33	2.06	5 (23%)
54	6MZ	1y	37	54	22,25,26	1.61	3 (13%)	29,36,39	2.29	10 (34%)
32	5MC	2a	1404	32	19,22,23	1.69	3 (15%)	26,32,35	1.16	3 (11%)
1	OMG	1A	2251	56,55,1	23,26,27	1.28	3 (13%)	32,38,41	2.10	7 (21%)
54	CM0	2y	34	53,54	21,26,27	1.15	1 (4%)	26,37,40	2.00	4 (15%)
54	CM0	2w	34	54	21,26,27	1.15	3 (14%)	26,37,40	1.71	4 (15%)
55	5MU	1x	54	55,56	19,22,23	1.40	5 (26%)	27,32,35	1.99	6 (22%)
43	0TD	1l	92	43	8,9,10	4.63	1 (12%)	6,11,13	4.14	3 (50%)
32	M2G	2a	966	32	24,27,28	1.32	3 (12%)	33,40,43	1.89	5 (15%)
55	5MC	2x	32	55	19,22,23	1.73	3 (15%)	26,32,35	1.29	3 (11%)
1	5MU	2A	1915	1	19,22,23	1.47	5 (26%)	27,32,35	2.18	6 (22%)
55	PSU	1x	55	55	18,21,22	1.34	2 (11%)	21,30,33	2.13	4 (19%)
32	M2G	1a	966	32	24,27,28	1.31	4 (16%)	33,40,43	1.89	6 (18%)

Mol	Type	Chain	Res	Link	Bond lengths			Bond angles		
					Counts	RMSZ	# Z > 2	Counts	RMSZ	# Z > 2
32	4OC	1a	1402	56,32	20,23,24	0.73	0	25,32,35	1.04	1 (4%)
32	7MG	1a	527	56,32	23,26,27	1.35	3 (13%)	27,39,42	2.56	6 (22%)
32	7MG	2a	527	56,32	23,26,27	1.38	4 (17%)	27,39,42	2.50	5 (18%)
32	5MC	2a	1407	56,32	19,22,23	1.52	3 (15%)	26,32,35	1.16	3 (11%)
54	6MZ	1w	37	54	22,25,26	1.52	4 (18%)	29,36,39	2.20	9 (31%)
32	5MC	2a	1400	32	19,22,23	1.62	3 (15%)	26,32,35	1.18	3 (11%)
54	4SU	1w	8	54	18,21,22	1.77	5 (27%)	25,30,33	2.02	4 (16%)
54	6MZ	2y	37	32,54	22,25,26	1.57	4 (18%)	29,36,39	2.19	9 (31%)
54	7MG	1w	46	54	23,26,27	1.37	3 (13%)	27,39,42	2.58	6 (22%)
54	5MU	2w	54	54	19,22,23	1.40	4 (21%)	27,32,35	1.95	6 (22%)
32	PSU	2a	516	56,32	18,21,22	1.35	2 (11%)	21,30,33	1.98	5 (23%)
1	PSU	2A	1911	1	18,21,22	1.39	2 (11%)	21,30,33	1.96	3 (14%)
55	5MU	2x	54	55	19,22,23	1.37	5 (26%)	27,32,35	2.14	7 (25%)
1	PSU	2A	1917	1	18,21,22	1.38	2 (11%)	21,30,33	2.02	4 (19%)

In the following table, the Chirals column lists the number of chiral outliers, the number of chiral centers analysed, the number of these observed in the model and the number defined in the Chemical Component Dictionary. Similar counts are reported in the Torsion and Rings columns. '-' means no outliers of that kind were identified.

Mol	Type	Chain	Res	Link	Chirals	Torsions	Rings
1	PSU	1A	1911	1	-	0/7/25/26	0/2/2/2
54	4SU	1y	8	54	-	1/7/25/26	0/2/2/2
54	7MG	1y	46	54	-	4/7/37/38	0/3/3/3
43	0TD	2l	92	43	-	1/7/12/14	-
55	4SU	1x	8	55	-	0/7/25/26	0/2/2/2
32	5MC	1a	1407	32	-	0/7/25/26	0/2/2/2
1	5MU	1A	1939	1	-	0/7/25/26	0/2/2/2
32	2MG	1a	1207	32	-	0/9/27/28	0/3/3/3
32	5MC	1a	1400	32	-	0/7/25/26	0/2/2/2
1	2MA	2A	2503	1	-	0/7/25/26	0/3/3/3
1	PSU	2A	2605	1	-	0/7/25/26	0/2/2/2
32	4OC	2a	1402	56,32	-	1/9/29/30	0/2/2/2
32	UR3	1a	1498	32	-	0/7/25/26	0/2/2/2
54	5MU	2y	54	54	-	0/7/25/26	0/2/2/2
1	5MU	1A	1915	1	-	0/7/25/26	0/2/2/2
1	2MA	1A	2503	56,1	-	1/7/25/26	0/3/3/3
32	PSU	1a	516	32	-	0/7/25/26	0/2/2/2
54	6MZ	2w	37	54	-	0/9/27/28	0/3/3/3

Continued on next page...

Continued from previous page...

Mol	Type	Chain	Res	Link	Chirals	Torsions	Rings
54	PSU	1y	55	54	-	0/7/25/26	0/2/2/2
54	4SU	2y	8	54	-	1/7/25/26	0/2/2/2
1	PSU	1A	1917	1	-	0/7/25/26	0/2/2/2
54	7MG	2y	46	54	-	2/7/37/38	0/3/3/3
1	OMG	2A	2251	56,55,1	-	0/9/27/28	0/3/3/3
54	CM0	1w	34	54	-	1/12/30/31	0/2/2/2
54	5MU	1y	54	54	-	2/7/25/26	0/2/2/2
55	PSU	2x	55	55	-	0/7/25/26	0/2/2/2
32	MA6	1a	1518	32	-	1/11/29/30	0/3/3/3
32	2MG	2a	1207	56,32	-	2/9/27/28	0/3/3/3
32	MA6	1a	1519	32	-	3/11/29/30	0/3/3/3
32	MA6	2a	1518	32	-	3/11/29/30	0/3/3/3
54	4SU	2w	8	54	-	0/7/25/26	0/2/2/2
54	PSU	2y	55	54	-	2/7/25/26	0/2/2/2
32	5MC	2a	967	32	-	0/7/25/26	0/2/2/2
55	5MC	1x	32	55	-	0/7/25/26	0/2/2/2
1	5MC	1A	1962	56,1	-	0/7/25/26	0/2/2/2
54	CM0	1y	34	54	-	2/12/30/31	0/2/2/2
1	4OC	2A	1920	1	-	1/9/27/30	0/2/2/2
32	5MC	1a	1404	32	-	0/7/25/26	0/2/2/2
1	4OC	1A	1920	1	-	1/9/27/30	0/2/2/2
54	PSU	2w	55	54	-	0/7/25/26	0/2/2/2
1	2MU	2A	2552	56,1	-	1/9/27/28	0/2/2/2
55	4SU	2x	8	55	-	0/7/25/26	0/2/2/2
1	5MC	2A	1962	56,1	-	2/7/25/26	0/2/2/2
54	7MG	2w	46	54	-	2/7/37/38	0/3/3/3
1	PSU	1A	2605	56,1	-	0/7/25/26	0/2/2/2
1	5MC	2A	1942	1	-	0/7/25/26	0/2/2/2
54	5MU	1w	54	54	-	0/7/25/26	0/2/2/2
1	5MC	1A	1942	1	-	0/7/25/26	0/2/2/2
32	5MC	1a	967	32	-	0/7/25/26	0/2/2/2
1	2MU	1A	2552	56,1	-	0/9/27/28	0/2/2/2
32	MA6	2a	1519	32	-	4/11/29/30	0/3/3/3
32	UR3	2a	1498	32	-	0/7/25/26	0/2/2/2
1	5MU	2A	1939	1	-	0/7/25/26	0/2/2/2
54	PSU	1w	55	54	-	0/7/25/26	0/2/2/2
54	6MZ	1y	37	54	-	0/9/27/28	0/3/3/3
32	5MC	2a	1404	32	-	2/7/25/26	0/2/2/2
1	OMG	1A	2251	56,55,1	-	0/9/27/28	0/3/3/3
54	CM0	2y	34	53,54	-	1/12/30/31	0/2/2/2

Continued on next page...

Continued from previous page...

Mol	Type	Chain	Res	Link	Chirals	Torsions	Rings
54	CM0	2w	34	54	-	5/12/30/31	0/2/2/2
55	5MU	1x	54	55,56	-	0/7/25/26	0/2/2/2
43	0TD	1l	92	43	-	3/7/12/14	-
32	M2G	2a	966	32	-	0/11/29/30	0/3/3/3
55	5MC	2x	32	55	-	1/7/25/26	0/2/2/2
1	5MU	2A	1915	1	-	0/7/25/26	0/2/2/2
55	PSU	1x	55	55	-	0/7/25/26	0/2/2/2
32	M2G	1a	966	32	-	0/11/29/30	0/3/3/3
32	4OC	1a	1402	56,32	-	2/9/29/30	0/2/2/2
32	7MG	1a	527	56,32	-	3/7/37/38	0/3/3/3
32	7MG	2a	527	56,32	-	3/7/37/38	0/3/3/3
32	5MC	2a	1407	56,32	-	0/7/25/26	0/2/2/2
54	6MZ	1w	37	54	-	0/9/27/28	0/3/3/3
32	5MC	2a	1400	32	-	4/7/25/26	0/2/2/2
54	4SU	1w	8	54	-	0/7/25/26	0/2/2/2
54	6MZ	2y	37	32,54	-	3/9/27/28	0/3/3/3
54	7MG	1w	46	54	-	2/7/37/38	0/3/3/3
54	5MU	2w	54	54	-	0/7/25/26	0/2/2/2
32	PSU	2a	516	56,32	-	0/7/25/26	0/2/2/2
1	PSU	2A	1911	1	-	0/7/25/26	0/2/2/2
55	5MU	2x	54	55	-	0/7/25/26	0/2/2/2
1	PSU	2A	1917	1	-	0/7/25/26	0/2/2/2

The worst 5 of 251 bond length outliers are listed below:

Mol	Chain	Res	Type	Atoms	Z	Observed(Å)	Ideal(Å)
43	1l	92	0TD	CB-SB	-12.74	1.69	1.82
43	2l	92	0TD	CB-SB	-12.59	1.69	1.82
1	1A	1962	5MC	C5-C4	6.59	1.49	1.44
55	2x	32	5MC	C5-C4	6.26	1.48	1.44
32	2a	1404	5MC	C5-C4	6.24	1.48	1.44

The worst 5 of 417 bond angle outliers are listed below:

Mol	Chain	Res	Type	Atoms	Z	Observed(°)	Ideal(°)
54	2y	46	7MG	N9-C4-N3	10.47	140.81	125.46
54	1y	46	7MG	N9-C4-N3	9.85	139.90	125.46
43	1l	92	0TD	CSB-SB-CB	9.19	118.88	102.36
54	2w	46	7MG	N9-C4-N3	9.17	138.89	125.46
54	1w	46	7MG	N9-C4-N3	8.71	138.23	125.46

There are no chirality outliers.

5 of 67 torsion outliers are listed below:

Mol	Chain	Res	Type	Atoms
43	1l	92	0TD	O-C-CA-CB
43	1l	92	0TD	CG-CB-SB-CSB
32	2a	1518	MA6	C5-C6-N6-C9
32	2a	1519	MA6	O4'-C4'-C5'-O5'
54	1w	46	7MG	O4'-C4'-C5'-O5'

There are no ring outliers.

38 monomers are involved in 62 short contacts:

Mol	Chain	Res	Type	Clashes	Symm-Clashes
54	1y	8	4SU	1	0
43	2l	92	0TD	2	0
55	1x	8	4SU	3	0
1	1A	1939	5MU	1	0
32	1a	1207	2MG	1	0
1	2A	2503	2MA	1	0
32	2a	1402	4OC	2	0
54	1y	55	PSU	2	0
54	2y	8	4SU	4	0
1	1A	1917	PSU	1	0
1	2A	2251	OMG	1	0
54	1y	54	5MU	2	0
32	1a	1518	MA6	2	0
32	2a	1207	2MG	1	0
32	1a	1519	MA6	2	0
32	2a	1518	MA6	4	0
54	2w	8	4SU	1	0
32	2a	967	5MC	1	0
54	1y	34	CM0	1	0
54	2w	55	PSU	1	0
1	2A	2552	2MU	2	0
55	2x	8	4SU	3	0
54	1w	54	5MU	3	0
1	1A	2552	2MU	1	0
32	2a	1519	MA6	3	0
1	2A	1939	5MU	1	0
54	1w	55	PSU	2	0
54	1y	37	6MZ	2	0
32	2a	1404	5MC	1	0
1	1A	2251	OMG	1	0

Continued on next page...

Continued from previous page...

Mol	Chain	Res	Type	Clashes	Symm-Clashes
43	1l	92	0TD	2	0
32	2a	966	M2G	1	0
32	1a	1402	4OC	3	0
54	1w	37	6MZ	1	0
54	2y	37	6MZ	3	0
54	1w	46	7MG	1	0
54	2w	54	5MU	4	0
55	2x	54	5MU	1	0

5.5 Carbohydrates [i](#)

There are no oligosaccharides in this entry.

5.6 Ligand geometry [i](#)

Of 2801 ligands modelled in this entry, 2797 are monoatomic - leaving 4 for Mogul analysis.

In the following table, the Counts columns list the number of bonds (or angles) for which Mogul statistics could be retrieved, the number of bonds (or angles) that are observed in the model and the number of bonds (or angles) that are defined in the Chemical Component Dictionary. The Link column lists molecule types, if any, to which the group is linked. The Z score for a bond length (or angle) is the number of standard deviations the observed value is removed from the expected value. A bond length (or angle) with $|Z| > 2$ is considered an outlier worth inspection. RMSZ is the root-mean-square of all Z scores of the bond lengths (or angles).

Mol	Type	Chain	Res	Link	Bond lengths			Bond angles		
					Counts	RMSZ	# Z > 2	Counts	RMSZ	# Z > 2
57	DI0	2A	3846	-	58,61,61	1.09	4 (6%)	78,92,92	1.62	16 (20%)
60	SF4	1d	3102	35	0,12,12	-	-	-	-	-
60	SF4	2d	303	35	0,12,12	-	-	-	-	-
57	DI0	1A	4098	-	58,61,61	2.52	23 (39%)	78,92,92	2.14	26 (33%)

In the following table, the Chirals column lists the number of chiral outliers, the number of chiral centers analysed, the number of these observed in the model and the number defined in the Chemical Component Dictionary. Similar counts are reported in the Torsion and Rings columns. '-' means no outliers of that kind were identified.

Mol	Type	Chain	Res	Link	Chirals	Torsions	Rings
57	DI0	2A	3846	-	-	8/70/121/121	0/3/4/4
60	SF4	1d	3102	35	-	-	0/6/5/5
60	SF4	2d	303	35	-	-	0/6/5/5

Continued on next page...

Continued from previous page...

Mol	Type	Chain	Res	Link	Chirals	Torsions	Rings
57	DI0	1A	4098	-	-	10/70/121/121	0/3/4/4

The worst 5 of 27 bond length outliers are listed below:

Mol	Chain	Res	Type	Atoms	Z	Observed(Å)	Ideal(Å)
57	1A	4098	DI0	CAF-CAE	-6.64	1.37	1.51
57	1A	4098	DI0	OBJ-CAP	-5.84	1.35	1.44
57	2A	3846	DI0	CAF-CAE	-5.49	1.39	1.51
57	1A	4098	DI0	OBH-CAD	-4.72	1.36	1.44
57	1A	4098	DI0	OBK-CAN	-4.51	1.35	1.44

The worst 5 of 42 bond angle outliers are listed below:

Mol	Chain	Res	Type	Atoms	Z	Observed(°)	Ideal(°)
57	1A	4098	DI0	CCA-CBG-CBD	-5.63	104.75	113.27
57	1A	4098	DI0	OAM-CAB-OAU	-5.05	97.41	110.69
57	1A	4098	DI0	CBU-CAZ-CAX	-5.02	104.26	112.58
57	1A	4098	DI0	CBO-CAI-CAK	-4.59	106.58	112.02
57	1A	4098	DI0	CBY-NBE-CBZ	-4.55	97.12	110.49

There are no chirality outliers.

5 of 18 torsion outliers are listed below:

Mol	Chain	Res	Type	Atoms
57	1A	4098	DI0	CAT-CAN-OBK-CCB
57	1A	4098	DI0	CBR-CAP-CBC-CBB
57	2A	3846	DI0	CBR-CAP-CBC-CBB
57	1A	4098	DI0	CBD-CAO-NBE-CBY
57	2A	3846	DI0	CBD-CAO-NBE-CBY

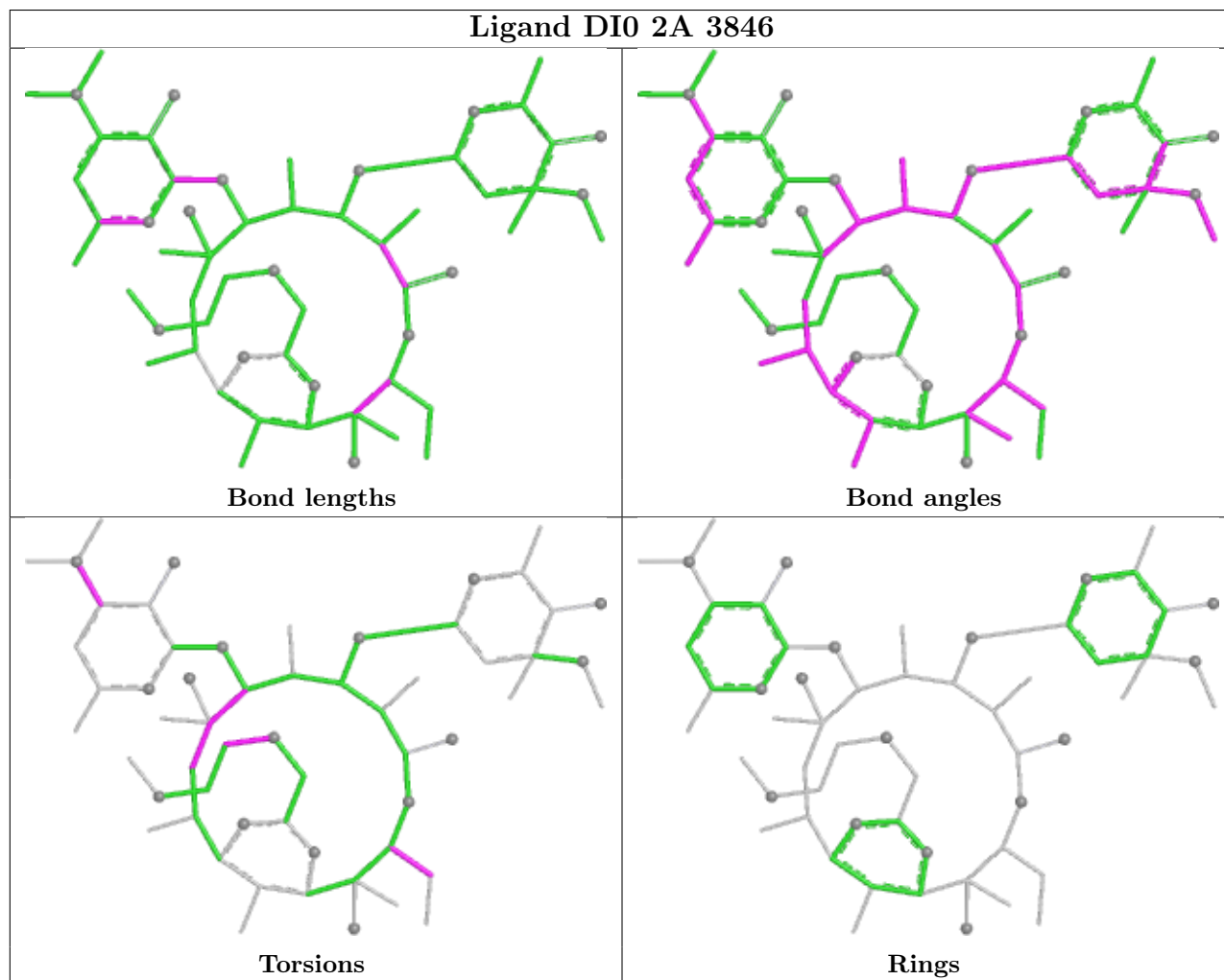
There are no ring outliers.

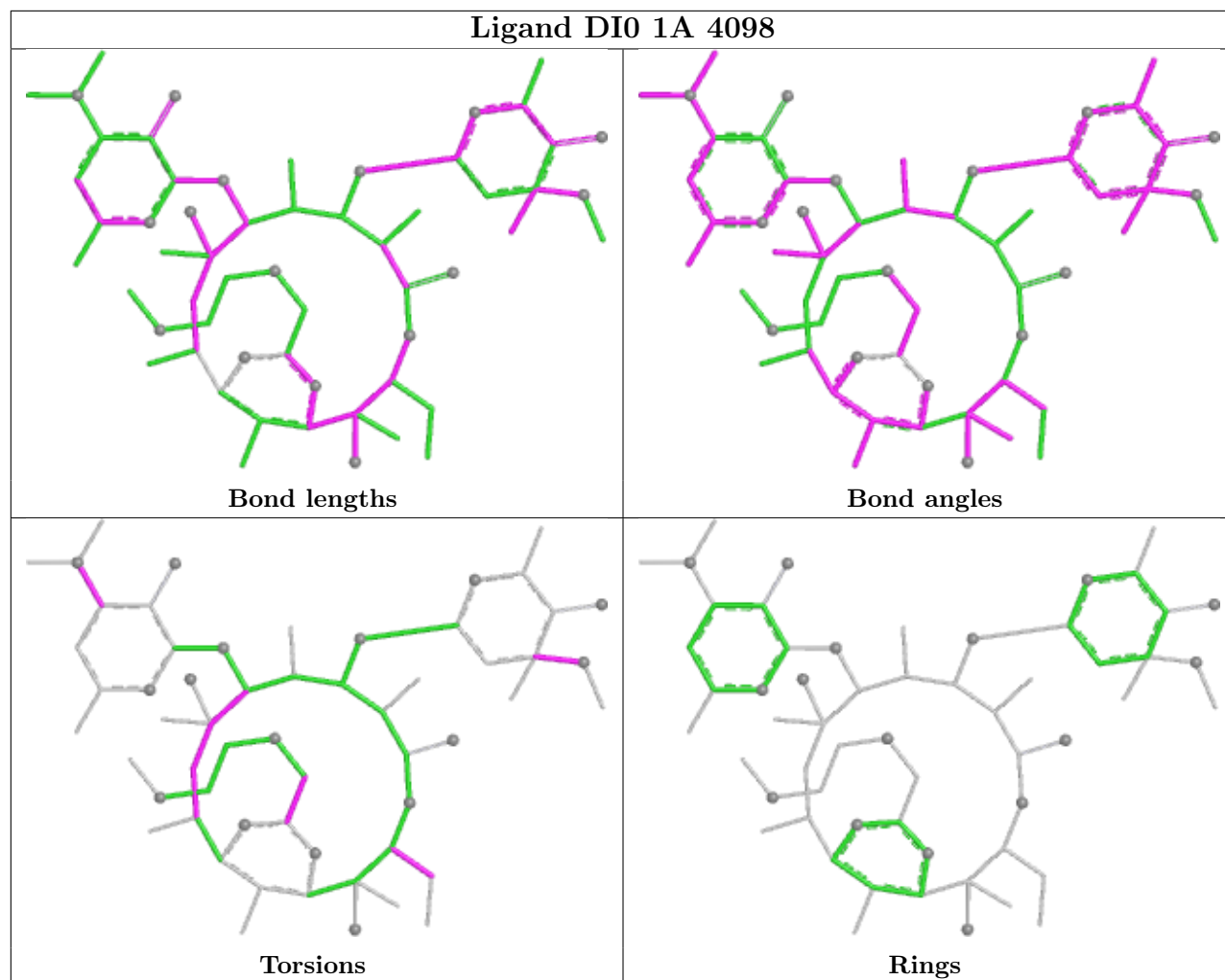
3 monomers are involved in 7 short contacts:

Mol	Chain	Res	Type	Clashes	Symm-Clashes
60	1d	3102	SF4	1	0
60	2d	303	SF4	1	0
57	1A	4098	DI0	5	0

The following is a two-dimensional graphical depiction of Mogul quality analysis of bond lengths, bond angles, torsion angles, and ring geometry for all instances of the Ligand of Interest. In addition, ligands with molecular weight > 250 and outliers as shown on the validation Tables will

also be included. For torsion angles, if less than 5% of the Mogul distribution of torsion angles is within 10 degrees of the torsion angle in question, then that torsion angle is considered an outlier. Any bond that is central to one or more torsion angles identified as an outlier by Mogul will be highlighted in the graph. For rings, the root-mean-square deviation (RMSD) between the ring in question and similar rings identified by Mogul is calculated over all ring torsion angles. If the average RMSD is greater than 60 degrees and the minimal RMSD between the ring in question and any Mogul-identified rings is also greater than 60 degrees, then that ring is considered an outlier. The outliers are highlighted in purple. The color gray indicates Mogul did not find sufficient equivalents in the CSD to analyse the geometry.





5.7 Other polymers [\(i\)](#)

There are no such residues in this entry.

5.8 Polymer linkage issues [\(i\)](#)

There are no chain breaks in this entry.

6 Fit of model and data i

6.1 Protein, DNA and RNA chains i

In the following table, the column labelled '#RSRZ > 2' contains the number (and percentage) of RSRZ outliers, followed by percent RSRZ outliers for the chain as percentile scores relative to all X-ray entries and entries of similar resolution. The OWAB column contains the minimum, median, 95th percentile and maximum values of the occupancy-weighted average B-factor per residue. The column labelled 'Q < 0.9' lists the number of (and percentage) of residues with an average occupancy less than 0.9.

Mol	Chain	Analysed	<RSRZ>	#RSRZ>2	OWAB(Å ²)	Q<0.9
1	1A	2860/2915 (98%)	-0.54	44 (1%) 72 63	18, 35, 99, 114	0
1	2A	2789/2915 (95%)	-0.10	60 (2%) 62 52	30, 56, 97, 114	0
2	1B	120/121 (99%)	-0.52	0 100 100	28, 48, 63, 92	0
2	2B	120/121 (99%)	0.47	0 100 100	62, 77, 88, 98	0
3	1D	275/276 (99%)	-0.23	3 (1%) 78 70	20, 35, 50, 87	0
3	2D	275/276 (99%)	0.15	5 (1%) 67 58	31, 47, 64, 83	0
4	1E	204/206 (99%)	-0.21	0 100 100	21, 40, 59, 79	0
4	2E	204/206 (99%)	0.27	5 (2%) 58 48	33, 58, 73, 86	0
5	1F	203/210 (96%)	-0.13	2 (0%) 79 72	20, 41, 71, 89	0
5	2F	203/210 (96%)	0.46	3 (1%) 72 63	35, 66, 82, 94	0
6	1G	181/182 (99%)	0.45	7 (3%) 43 34	40, 59, 76, 86	0
6	2G	181/182 (99%)	1.29	23 (12%) 8 6	70, 81, 90, 102	0
7	1H	174/180 (96%)	0.02	4 (2%) 61 51	38, 53, 68, 74	0
7	2H	174/180 (96%)	1.10	14 (8%) 18 13	70, 84, 94, 98	0
8	1I	146/148 (98%)	0.41	2 (1%) 73 64	40, 73, 82, 88	0
8	2I	146/148 (98%)	0.62	4 (2%) 56 46	54, 72, 85, 90	0
9	1N	140/140 (100%)	-0.12	1 (0%) 84 77	27, 37, 62, 74	0
9	2N	140/140 (100%)	0.53	2 (1%) 73 64	45, 64, 81, 85	0
10	1O	122/122 (100%)	-0.13	0 100 100	26, 38, 56, 65	0
10	2O	122/122 (100%)	0.19	0 100 100	42, 57, 71, 78	0
11	1P	149/150 (99%)	0.06	2 (1%) 75 66	20, 45, 73, 84	0
11	2P	149/150 (99%)	0.64	5 (3%) 48 39	34, 69, 83, 94	0
12	1Q	141/141 (100%)	-0.10	0 100 100	25, 40, 56, 76	0
12	2Q	141/141 (100%)	0.84	10 (7%) 22 16	46, 66, 78, 84	0

Continued on next page...

Continued from previous page...

Mol	Chain	Analysed	<RSRZ>	#RSRZ>2	OWAB(Å ²)	Q<0.9
13	1R	118/118 (100%)	-0.25	0 100 100	23, 33, 48, 59	0
13	2R	118/118 (100%)	0.08	2 (1%) 69 60	39, 51, 62, 73	0
14	1S	110/112 (98%)	-0.11	1 (0%) 81 74	35, 48, 61, 66	0
14	2S	110/112 (98%)	0.98	9 (8%) 17 13	62, 72, 82, 85	0
15	1T	131/146 (89%)	0.08	2 (1%) 72 63	30, 43, 71, 80	0
15	2T	131/146 (89%)	0.41	2 (1%) 72 63	52, 61, 80, 87	0
16	1U	116/118 (98%)	-0.32	1 (0%) 81 74	22, 30, 49, 63	0
16	2U	116/118 (98%)	0.32	0 100 100	42, 61, 76, 84	0
17	1V	101/101 (100%)	-0.21	1 (0%) 79 72	25, 39, 55, 68	0
17	2V	101/101 (100%)	0.46	1 (0%) 79 72	42, 71, 83, 90	0
18	1W	112/113 (99%)	-0.30	1 (0%) 81 74	22, 31, 52, 84	0
18	2W	112/113 (99%)	0.18	2 (1%) 67 58	39, 47, 69, 89	0
19	1X	95/96 (98%)	-0.06	1 (1%) 78 70	20, 38, 61, 75	0
19	2X	95/96 (98%)	0.35	2 (2%) 63 54	41, 58, 73, 80	0
20	1Y	107/110 (97%)	0.13	2 (1%) 66 57	34, 49, 70, 81	0
20	2Y	107/110 (97%)	0.97	10 (9%) 14 10	59, 72, 83, 89	0
21	1Z	154/206 (74%)	0.68	12 (7%) 19 14	44, 66, 92, 100	0
21	2Z	160/206 (77%)	1.48	35 (21%) 2 2	64, 85, 100, 105	0
22	10	83/85 (97%)	-0.21	1 (1%) 76 68	25, 36, 54, 74	0
22	20	83/85 (97%)	0.97	10 (12%) 9 6	45, 62, 73, 86	0
23	11	97/98 (98%)	0.19	2 (2%) 63 54	27, 43, 72, 76	0
23	21	97/98 (98%)	0.47	2 (2%) 63 54	35, 53, 77, 85	0
24	12	70/72 (97%)	0.09	1 (1%) 73 64	35, 46, 59, 81	0
24	22	70/72 (97%)	0.25	0 100 100	55, 69, 80, 81	0
25	13	59/60 (98%)	-0.22	0 100 100	25, 34, 59, 79	0
25	23	59/60 (98%)	0.73	2 (3%) 48 39	49, 66, 82, 90	0
26	14	69/71 (97%)	0.84	7 (10%) 12 9	53, 73, 91, 98	0
26	24	69/71 (97%)	1.50	12 (17%) 4 3	80, 88, 97, 103	0
27	15	59/60 (98%)	-0.32	1 (1%) 69 60	19, 31, 48, 67	0
27	25	59/60 (98%)	0.00	0 100 100	36, 51, 66, 77	0
28	16	53/54 (98%)	-0.34	0 100 100	28, 40, 53, 62	0

Continued on next page...

Continued from previous page...

Mol	Chain	Analysed	<RSRZ>	#RSRZ>2	OWAB(Å ²)	Q<0.9
28	26	53/54 (98%)	0.62	0 100 100	50, 60, 72, 76	0
29	17	48/49 (97%)	-0.31	1 (2%) 63 54	21, 27, 55, 64	0
29	27	48/49 (97%)	-0.01	2 (4%) 40 32	31, 37, 64, 71	0
30	18	64/65 (98%)	-0.15	0 100 100	26, 33, 43, 58	0
30	28	64/65 (98%)	0.53	0 100 100	43, 54, 62, 70	0
31	19	37/37 (100%)	-0.31	0 100 100	30, 39, 59, 61	0
31	29	37/37 (100%)	0.89	1 (2%) 56 46	59, 67, 78, 79	0
32	1a	1488/1521 (97%)	0.02	16 (1%) 78 70	31, 63, 95, 110	0
32	2a	1491/1521 (98%)	0.27	28 (1%) 66 57	49, 77, 99, 114	0
33	1b	231/256 (90%)	1.00	25 (10%) 11 8	61, 80, 93, 96	0
33	2b	231/256 (90%)	1.12	24 (10%) 11 8	74, 89, 97, 102	0
34	1c	206/239 (86%)	0.67	7 (3%) 48 39	56, 69, 83, 91	0
34	2c	206/239 (86%)	1.65	62 (30%) 1 1	76, 86, 93, 99	0
35	1d	208/209 (99%)	0.56	8 (3%) 44 35	51, 66, 79, 87	0
35	2d	208/209 (99%)	0.70	8 (3%) 44 35	63, 73, 84, 89	0
36	1e	148/162 (91%)	0.36	2 (1%) 73 64	49, 63, 75, 87	0
36	2e	148/162 (91%)	0.92	8 (5%) 31 24	68, 78, 87, 90	0
37	1f	100/101 (99%)	0.41	0 100 100	50, 65, 76, 81	0
37	2f	100/101 (99%)	0.45	0 100 100	55, 68, 79, 81	0
38	1g	155/156 (99%)	0.70	13 (8%) 17 12	56, 70, 87, 93	0
38	2g	155/156 (99%)	1.07	17 (10%) 10 8	71, 79, 90, 94	0
39	1h	137/138 (99%)	0.42	1 (0%) 84 77	52, 65, 72, 78	0
39	2h	137/138 (99%)	0.72	2 (1%) 72 63	67, 79, 85, 90	0
40	1i	127/128 (99%)	0.83	8 (6%) 26 19	50, 77, 86, 89	0
40	2i	127/128 (99%)	1.44	29 (22%) 2 1	76, 86, 93, 98	0
41	1j	97/105 (92%)	1.06	14 (14%) 6 5	52, 77, 92, 99	0
41	2j	96/105 (91%)	2.03	48 (50%) 0 0	79, 89, 96, 102	0
42	1k	114/129 (88%)	0.52	5 (4%) 39 31	43, 64, 77, 85	0
42	2k	114/129 (88%)	0.79	6 (5%) 32 24	51, 72, 83, 89	0
43	1l	121/132 (91%)	0.20	3 (2%) 58 48	39, 50, 65, 71	0
43	2l	121/132 (91%)	0.69	5 (4%) 41 33	50, 67, 77, 83	0

Continued on next page...

Continued from previous page...

Mol	Chain	Analysed	<RSRZ>	#RSRZ>2	OWAB(Å ²)	Q<0.9
44	1m	123/126 (97%)	0.76	6 (4%) 35 27	56, 69, 81, 101	0
44	2m	122/126 (96%)	1.49	19 (15%) 5 4	72, 84, 90, 101	0
45	1n	60/61 (98%)	0.66	1 (1%) 69 60	54, 66, 73, 76	0
45	2n	60/61 (98%)	2.25	34 (56%) 0 0	75, 86, 91, 95	0
46	1o	88/89 (98%)	0.36	2 (2%) 61 51	47, 62, 74, 77	0
46	2o	88/89 (98%)	0.52	3 (3%) 48 39	58, 71, 81, 90	0
47	1p	82/88 (93%)	0.93	4 (4%) 35 27	57, 66, 78, 84	0
47	2p	82/88 (93%)	0.67	2 (2%) 59 49	60, 68, 78, 82	0
48	1q	99/105 (94%)	0.62	1 (1%) 79 72	51, 65, 76, 82	0
48	2q	99/105 (94%)	0.71	1 (1%) 79 72	60, 73, 81, 85	0
49	1r	68/88 (77%)	0.34	1 (1%) 72 63	53, 64, 76, 78	0
49	2r	68/88 (77%)	0.53	1 (1%) 72 63	58, 71, 84, 89	0
50	1s	83/93 (89%)	0.83	6 (7%) 21 16	59, 72, 83, 86	0
50	2s	83/93 (89%)	1.83	27 (32%) 1 1	81, 89, 96, 99	0
51	1t	96/106 (90%)	0.98	14 (14%) 6 4	57, 69, 81, 85	0
51	2t	96/106 (90%)	0.73	7 (7%) 21 15	61, 70, 84, 86	0
52	1u	23/27 (85%)	0.83	2 (8%) 16 11	59, 64, 74, 75	0
52	2u	23/27 (85%)	1.51	4 (17%) 4 3	77, 82, 87, 90	0
53	1v	13/27 (48%)	0.85	4 (30%) 1 1	45, 56, 94, 105	0
53	2v	13/27 (48%)	1.41	4 (30%) 1 1	63, 82, 101, 101	0
54	1w	67/76 (88%)	1.25	16 (23%) 2 1	41, 90, 101, 106	0
54	1y	67/76 (88%)	1.62	19 (28%) 1 1	35, 101, 108, 112	0
54	2w	67/76 (88%)	1.33	13 (19%) 3 2	55, 99, 105, 111	0
54	2y	67/76 (88%)	1.80	30 (44%) 0 0	53, 103, 107, 110	0
55	1x	72/77 (93%)	0.39	2 (2%) 55 45	36, 69, 89, 93	0
55	2x	72/77 (93%)	0.53	1 (1%) 73 64	51, 81, 94, 102	0
All	All	20878/21754 (95%)	0.25	885 (4%) 40 32	18, 62, 93, 114	0

The worst 5 of 885 RSRZ outliers are listed below:

Mol	Chain	Res	Type	RSRZ
44	1m	124	PRO	14.4
44	2m	124	PRO	12.9

Continued on next page...

Continued from previous page...

Mol	Chain	Res	Type	RSRZ
44	2m	123	ALA	12.2
44	1m	123	ALA	10.4
44	2m	122	LYS	10.1

6.2 Non-standard residues in protein, DNA, RNA chains [i](#)

In the following table, the Atoms column lists the number of modelled atoms in the group and the number defined in the chemical component dictionary. The B-factors column lists the minimum, median, 95th percentile and maximum values of B factors of atoms in the group. The column labelled 'Q< 0.9' lists the number of atoms with occupancy less than 0.9.

Mol	Type	Chain	Res	Atoms	RSCC	RSR	B-factors(Å ²)	Q<0.9
54	PSU	1y	55	20/21	0.51	0.16	95,103,109,120	0
54	CM0	1y	34	25/26	0.53	0.20	89,95,104,121	0
54	4SU	1y	8	20/21	0.53	0.15	97,103,115,130	0
54	PSU	2y	55	20/21	0.53	0.17	96,103,116,128	0
54	PSU	2w	55	20/21	0.55	0.16	80,102,110,113	0
54	7MG	1y	46	24/25	0.57	0.16	88,104,109,121	0
54	6MZ	1y	37	23/24	0.57	0.20	89,97,110,126	0
54	7MG	2y	46	24/25	0.58	0.15	95,105,113,128	0
54	4SU	2y	8	20/21	0.62	0.14	94,102,118,127	0
54	4SU	2w	8	20/21	0.64	0.15	91,103,115,116	0
54	CM0	2y	34	25/26	0.64	0.23	85,101,107,121	0
54	5MU	2y	54	21/22	0.65	0.17	91,100,114,130	0
54	5MU	2w	54	21/22	0.66	0.15	81,87,94,98	0
54	PSU	1w	55	20/21	0.68	0.19	64,91,100,110	0
54	5MU	1y	54	21/22	0.68	0.14	88,98,107,120	0
54	7MG	2w	46	24/25	0.69	0.14	87,98,108,119	0
54	7MG	1w	46	24/25	0.69	0.15	83,93,101,112	0
54	6MZ	2y	37	23/24	0.69	0.17	92,100,114,137	0
54	4SU	1w	8	20/21	0.80	0.12	84,89,100,104	0
54	5MU	1w	54	21/22	0.81	0.14	57,74,84,89	0
55	PSU	2x	55	20/21	0.81	0.12	75,82,88,93	0
55	4SU	2x	8	20/21	0.83	0.12	78,85,92,96	0
32	2MG	2a	1207	24/25	0.84	0.13	74,89,97,103	0
54	CM0	2w	34	25/26	0.87	0.13	65,79,90,95	0
32	M2G	2a	966	25/26	0.87	0.15	58,66,80,85	0
55	5MU	2x	54	21/22	0.89	0.10	83,87,89,95	0
55	4SU	1x	8	20/21	0.90	0.12	55,64,84,86	0
55	PSU	1x	55	20/21	0.90	0.09	60,66,75,78	0
43	0TD	1l	92	10/11	0.90	0.10	39,46,49,68	0
55	5MC	2x	32	21/22	0.91	0.15	65,72,78,84	0

Continued on next page...

Continued from previous page...

Mol	Type	Chain	Res	Atoms	RSCC	RSR	B-factors(\AA^2)	Q<0.9
55	5MU	1x	54	21/22	0.91	0.09	59,71,76,78	0
43	0TD	2l	92	10/11	0.91	0.14	60,65,68,82	0
32	PSU	2a	516	20/21	0.91	0.09	61,75,81,85	0
32	7MG	2a	527	24/25	0.91	0.12	58,65,72,84	0
32	5MC	2a	1400	21/22	0.92	0.15	60,68,71,76	0
1	5MU	2A	1915	21/22	0.92	0.10	66,73,79,85	0
1	5MU	1A	1915	21/22	0.93	0.10	51,57,61,65	0
1	PSU	2A	1911	20/21	0.93	0.09	57,63,65,75	0
1	PSU	2A	1917	20/21	0.93	0.09	61,65,74,75	0
32	5MC	2a	1404	21/22	0.93	0.10	47,55,64,66	0
32	5MC	2a	967	21/22	0.93	0.11	64,70,78,82	0
54	CM0	1w	34	25/26	0.93	0.10	49,64,67,70	0
55	5MC	1x	32	21/22	0.94	0.11	41,54,60,62	0
32	4OC	2a	1402	22/23	0.94	0.10	56,62,65,70	0
32	2MG	1a	1207	24/25	0.94	0.08	59,66,72,74	0
32	PSU	1a	516	20/21	0.95	0.08	52,57,61,61	0
32	7MG	1a	527	24/25	0.95	0.08	38,45,51,54	0
32	5MC	2a	1407	21/22	0.95	0.09	48,54,58,62	0
32	UR3	2a	1498	21/22	0.95	0.11	54,58,63,70	0
32	MA6	2a	1518	24/25	0.95	0.10	49,61,66,66	0
1	4OC	2A	1920	21/23	0.95	0.09	48,59,64,66	0
1	5MC	2A	1942	21/22	0.95	0.10	51,59,66,73	0
1	PSU	1A	1917	20/21	0.95	0.09	43,49,56,60	0
54	6MZ	2w	37	23/24	0.95	0.08	67,78,83,85	0
1	5MC	2A	1962	21/22	0.95	0.09	43,50,58,67	0
32	MA6	2a	1519	24/25	0.96	0.12	53,59,63,64	0
32	4OC	1a	1402	22/23	0.96	0.09	41,46,52,60	0
32	MA6	1a	1519	24/25	0.96	0.09	32,39,42,47	0
1	PSU	2A	2605	20/21	0.96	0.07	30,37,44,45	0
1	4OC	1A	1920	21/23	0.96	0.08	37,45,50,56	0
32	M2G	1a	966	25/26	0.96	0.09	46,50,58,65	0
32	5MC	1a	967	21/22	0.96	0.10	43,50,56,60	0
1	OMG	2A	2251	24/25	0.96	0.08	35,40,44,44	0
32	5MC	1a	1400	21/22	0.96	0.10	37,50,53,57	0
1	5MC	1A	1962	21/22	0.97	0.07	32,36,42,52	0
1	PSU	1A	2605	20/21	0.97	0.07	22,26,35,35	0
32	5MC	1a	1407	21/22	0.97	0.07	27,39,42,43	0
32	UR3	1a	1498	21/22	0.97	0.09	29,39,43,45	0
32	MA6	1a	1518	24/25	0.97	0.08	30,38,41,42	0
1	2MU	2A	2552	21/23	0.97	0.09	35,39,47,49	0
1	PSU	1A	1911	20/21	0.97	0.07	39,49,52,56	0
1	5MU	2A	1939	21/22	0.97	0.08	35,38,45,46	0

Continued on next page...

Continued from previous page...

Mol	Type	Chain	Res	Atoms	RSCC	RSR	B-factors(\AA^2)	Q<0.9
1	2MA	2A	2503	23/24	0.97	0.08	28,36,40,41	0
32	5MC	1a	1404	21/22	0.97	0.10	32,41,49,51	0
1	5MC	1A	1942	21/22	0.97	0.09	37,42,47,53	0
1	5MU	1A	1939	21/22	0.98	0.06	20,28,32,37	0
54	6MZ	1w	37	23/24	0.98	0.06	39,48,57,60	0
1	OMG	1A	2251	24/25	0.98	0.06	19,25,27,29	0
1	2MA	1A	2503	23/24	0.98	0.06	17,21,25,28	0
1	2MU	1A	2552	21/23	0.98	0.07	23,27,33,35	0

6.3 Carbohydrates [i](#)

There are no oligosaccharides in this entry.

6.4 Ligands [i](#)

In the following table, the Atoms column lists the number of modelled atoms in the group and the number defined in the chemical component dictionary. The B-factors column lists the minimum, median, 95th percentile and maximum values of B factors of atoms in the group. The column labelled 'Q< 0.9' lists the number of atoms with occupancy less than 0.9.

Mol	Type	Chain	Res	Atoms	RSCC	RSR	B-factors(\AA^2)	Q<0.9
56	MG	2y	107	1/1	0.40	0.29	95,95,95,95	0
56	MG	2y	106	1/1	0.44	0.35	84,84,84,84	0
56	MG	2a	1649	1/1	0.45	0.12	69,69,69,69	0
56	MG	1A	3394	1/1	0.47	0.16	78,78,78,78	0
56	MG	2A	3684	1/1	0.47	0.17	77,77,77,77	0
56	MG	1B	235	1/1	0.47	0.26	81,81,81,81	0
56	MG	2A	3774	1/1	0.48	0.26	71,71,71,71	0
56	MG	2i	201	1/1	0.48	0.15	78,78,78,78	0
56	MG	2a	1804	1/1	0.49	0.20	79,79,79,79	0
56	MG	2A	3711	1/1	0.50	0.21	62,62,62,62	0
56	MG	2j	202	1/1	0.51	0.20	79,79,79,79	0
56	MG	1A	3282	1/1	0.54	0.20	53,53,53,53	0
56	MG	2F	301	1/1	0.54	0.20	71,71,71,71	0
56	MG	2A	3039	1/1	0.55	0.20	88,88,88,88	0
56	MG	1B	230	1/1	0.55	0.22	83,83,83,83	0
56	MG	2B	221	1/1	0.56	0.32	82,82,82,82	0
56	MG	2A	3639	1/1	0.56	0.24	62,62,62,62	0
56	MG	1A	3848	1/1	0.57	0.30	37,37,37,37	0
56	MG	2A	3781	1/1	0.58	0.25	60,60,60,60	0
56	MG	1a	1828	1/1	0.58	0.21	57,57,57,57	0

Continued on next page...

Continued from previous page...

Mol	Type	Chain	Res	Atoms	RSCC	RSR	B-factors(Å ²)	Q<0.9
56	MG	2a	1756	1/1	0.58	0.18	72,72,72,72	0
56	MG	1A	4008	1/1	0.58	0.16	79,79,79,79	0
56	MG	2A	3574	1/1	0.59	0.19	66,66,66,66	0
56	MG	2a	1831	1/1	0.59	0.38	80,80,80,80	0
56	MG	1A	3736	1/1	0.60	0.20	76,76,76,76	0
56	MG	1A	3511	1/1	0.61	0.23	67,67,67,67	0
56	MG	2A	3391	1/1	0.61	0.15	79,79,79,79	0
56	MG	2a	1652	1/1	0.61	0.27	82,82,82,82	0
56	MG	2y	105	1/1	0.61	0.36	93,93,93,93	0
56	MG	1y	104	1/1	0.61	0.47	87,87,87,87	0
56	MG	1A	4072	1/1	0.61	0.27	71,71,71,71	0
56	MG	2A	3056	1/1	0.62	0.21	74,74,74,74	0
56	MG	2a	1815	1/1	0.62	0.18	75,75,75,75	0
56	MG	2A	3606	1/1	0.62	0.26	79,79,79,79	0
56	MG	1y	103	1/1	0.62	0.43	76,76,76,76	0
56	MG	2a	1671	1/1	0.63	0.14	68,68,68,68	0
56	MG	2a	1733	1/1	0.63	0.16	96,96,96,96	0
56	MG	2A	3317	1/1	0.63	0.32	74,74,74,74	0
56	MG	2v	102	1/1	0.63	0.18	79,79,79,79	0
56	MG	2A	3136	1/1	0.63	0.30	63,63,63,63	0
56	MG	2A	3256	1/1	0.63	0.24	71,71,71,71	0
56	MG	2a	1821	1/1	0.63	0.27	72,72,72,72	0
56	MG	1A	4086	1/1	0.64	0.17	62,62,62,62	0
56	MG	1A	4081	1/1	0.64	0.83	92,92,92,92	0
56	MG	2A	3331	1/1	0.64	0.23	66,66,66,66	0
56	MG	2a	1703	1/1	0.64	0.29	81,81,81,81	0
56	MG	2a	1625	1/1	0.65	0.14	74,74,74,74	0
56	MG	2B	201	1/1	0.66	0.30	81,81,81,81	0
56	MG	1A	3979	1/1	0.66	0.23	92,92,92,92	0
56	MG	2a	1819	1/1	0.66	0.27	69,69,69,69	0
56	MG	1A	3822	1/1	0.66	0.17	77,77,77,77	0
56	MG	2a	1826	1/1	0.66	0.17	75,75,75,75	0
56	MG	2a	1653	1/1	0.66	0.18	87,87,87,87	0
56	MG	2A	3191	1/1	0.67	0.35	72,72,72,72	0
56	MG	2a	1630	1/1	0.67	0.17	71,71,71,71	0
56	MG	2a	1778	1/1	0.67	0.22	67,67,67,67	0
56	MG	1A	3678	1/1	0.67	0.15	64,64,64,64	0
56	MG	2a	1651	1/1	0.67	0.33	85,85,85,85	0
56	MG	2A	3162	1/1	0.68	0.29	70,70,70,70	0
56	MG	2A	3119	1/1	0.68	0.23	70,70,70,70	0
56	MG	1A	3002	1/1	0.68	0.23	57,57,57,57	0
56	MG	2B	206	1/1	0.68	0.15	76,76,76,76	0

Continued on next page...

Continued from previous page...

Mol	Type	Chain	Res	Atoms	RSCC	RSR	B-factors(Å ²)	Q<0.9
56	MG	2A	3395	1/1	0.68	0.15	75,75,75,75	0
56	MG	2A	3402	1/1	0.68	0.38	76,76,76,76	0
56	MG	1w	102	1/1	0.68	0.18	63,63,63,63	0
56	MG	2a	1825	1/1	0.68	0.23	72,72,72,72	0
56	MG	2A	3561	1/1	0.69	0.29	64,64,64,64	0
56	MG	2A	3719	1/1	0.69	0.11	90,90,90,90	0
56	MG	1A	3639	1/1	0.69	0.13	70,70,70,70	0
56	MG	1A	3779	1/1	0.69	0.25	80,80,80,80	0
56	MG	2a	1714	1/1	0.69	0.25	81,81,81,81	0
56	MG	2A	3376	1/1	0.69	0.20	73,73,73,73	0
56	MG	2A	3547	1/1	0.69	0.20	73,73,73,73	0
56	MG	2a	1808	1/1	0.70	0.27	75,75,75,75	0
56	MG	1x	111	1/1	0.70	0.23	62,62,62,62	0
56	MG	2A	3004	1/1	0.70	0.32	82,82,82,82	0
56	MG	2A	3632	1/1	0.70	0.24	68,68,68,68	0
56	MG	1y	105	1/1	0.70	0.20	63,63,63,63	0
56	MG	1A	3834	1/1	0.70	0.21	51,51,51,51	0
56	MG	2A	3653	1/1	0.70	0.26	60,60,60,60	0
56	MG	2a	1708	1/1	0.70	0.24	70,70,70,70	0
56	MG	2A	3678	1/1	0.70	0.15	85,85,85,85	0
56	MG	1a	1658	1/1	0.70	0.11	61,61,61,61	0
56	MG	2a	1617	1/1	0.70	0.16	73,73,73,73	0
56	MG	2A	3285	1/1	0.70	0.18	64,64,64,64	0
56	MG	1A	4146	1/1	0.70	0.29	45,45,45,45	0
56	MG	1H	201	1/1	0.71	0.18	69,69,69,69	0
56	MG	2a	1800	1/1	0.71	0.22	71,71,71,71	0
56	MG	1U	202	1/1	0.71	0.16	56,56,56,56	0
56	MG	2A	3630	1/1	0.71	0.15	73,73,73,73	0
56	MG	1a	1686	1/1	0.71	0.16	62,62,62,62	0
56	MG	1a	1719	1/1	0.71	0.23	85,85,85,85	0
56	MG	1A	4061	1/1	0.71	0.23	65,65,65,65	0
56	MG	2A	3228	1/1	0.71	0.31	68,68,68,68	0
56	MG	2B	218	1/1	0.72	0.17	76,76,76,76	0
56	MG	2a	1627	1/1	0.72	0.21	63,63,63,63	0
56	MG	2a	1810	1/1	0.72	0.19	76,76,76,76	0
56	MG	2A	3369	1/1	0.72	0.22	68,68,68,68	0
56	MG	1v	101	1/1	0.72	0.24	67,67,67,67	0
56	MG	2a	1780	1/1	0.72	0.20	67,67,67,67	0
56	MG	2a	1824	1/1	0.72	0.24	71,71,71,71	0
56	MG	1A	3622	1/1	0.72	0.19	68,68,68,68	0
56	MG	1A	4003	1/1	0.73	0.15	84,84,84,84	0
56	MG	1A	3586	1/1	0.73	0.19	76,76,76,76	0

Continued on next page...

Continued from previous page...

Mol	Type	Chain	Res	Atoms	RSCC	RSR	B-factors(\AA^2)	Q<0.9
56	MG	2A	3283	1/1	0.73	0.16	75,75,75,75	0
56	MG	2a	1806	1/1	0.73	0.22	76,76,76,76	0
56	MG	1a	1693	1/1	0.73	0.20	62,62,62,62	0
56	MG	1a	1706	1/1	0.73	0.20	59,59,59,59	0
56	MG	2A	3436	1/1	0.73	0.19	71,71,71,71	0
56	MG	1a	1813	1/1	0.73	0.17	63,63,63,63	0
56	MG	2A	3128	1/1	0.73	0.21	70,70,70,70	0
56	MG	2A	3304	1/1	0.73	0.26	66,66,66,66	0
56	MG	1w	101	1/1	0.73	0.23	67,67,67,67	0
56	MG	2A	3724	1/1	0.73	0.21	86,86,86,86	0
56	MG	1x	108	1/1	0.73	0.26	73,73,73,73	0
56	MG	1A	3810	1/1	0.73	0.17	61,61,61,61	0
56	MG	2A	3159	1/1	0.73	0.22	71,71,71,71	0
56	MG	2A	3625	1/1	0.73	0.20	72,72,72,72	0
56	MG	1A	4063	1/1	0.73	0.18	54,54,54,54	0
56	MG	1D	303	1/1	0.73	0.17	45,45,45,45	0
56	MG	1A	3672	1/1	0.73	0.12	49,49,49,49	0
56	MG	2A	3163	1/1	0.74	0.31	76,76,76,76	0
56	MG	2A	3355	1/1	0.74	0.12	67,67,67,67	0
56	MG	2B	208	1/1	0.74	0.14	64,64,64,64	0
56	MG	2A	3164	1/1	0.74	0.20	66,66,66,66	0
56	MG	1a	1834	1/1	0.74	0.19	73,73,73,73	0
56	MG	2A	3129	1/1	0.74	0.21	71,71,71,71	0
56	MG	2A	3699	1/1	0.74	0.15	81,81,81,81	0
56	MG	2a	1830	1/1	0.74	0.25	60,60,60,60	0
56	MG	1A	3862	1/1	0.74	0.44	44,44,44,44	0
56	MG	15	103	1/1	0.74	0.23	60,60,60,60	0
56	MG	2a	1792	1/1	0.74	0.14	82,82,82,82	0
56	MG	2A	3392	1/1	0.74	0.44	72,72,72,72	0
56	MG	2A	3312	1/1	0.74	0.21	71,71,71,71	0
56	MG	2A	3734	1/1	0.74	0.14	51,51,51,51	0
56	MG	2A	3246	1/1	0.74	0.29	75,75,75,75	0
56	MG	1A	4017	1/1	0.75	0.11	70,70,70,70	0
56	MG	1E	306	1/1	0.75	0.16	59,59,59,59	0
56	MG	1A	3817	1/1	0.75	0.22	56,56,56,56	0
56	MG	2A	3605	1/1	0.75	0.24	62,62,62,62	0
56	MG	1A	3230	1/1	0.75	0.16	50,50,50,50	0
56	MG	2A	3721	1/1	0.75	0.21	69,69,69,69	0
56	MG	1a	1664	1/1	0.75	0.29	64,64,64,64	0
56	MG	1A	3607	1/1	0.75	0.20	61,61,61,61	0
56	MG	2A	3054	1/1	0.75	0.19	82,82,82,82	0
56	MG	2A	3252	1/1	0.75	0.19	71,71,71,71	0

Continued on next page...

Continued from previous page...

Mol	Type	Chain	Res	Atoms	RSCC	RSR	B-factors(\AA^2)	Q<0.9
56	MG	2A	3353	1/1	0.75	0.10	66,66,66,66	0
56	MG	1a	1738	1/1	0.75	0.18	59,59,59,59	0
56	MG	2A	3785	1/1	0.75	0.16	65,65,65,65	0
56	MG	2A	3457	1/1	0.75	0.09	66,66,66,66	0
56	MG	2v	103	1/1	0.75	0.22	78,78,78,78	0
56	MG	2a	1603	1/1	0.75	0.16	63,63,63,63	0
56	MG	1A	3289	1/1	0.75	0.17	46,46,46,46	0
56	MG	1b	302	1/1	0.75	0.17	86,86,86,86	0
56	MG	2A	3152	1/1	0.76	0.31	73,73,73,73	0
56	MG	2A	3258	1/1	0.76	0.17	61,61,61,61	0
56	MG	2a	1763	1/1	0.76	0.16	85,85,85,85	0
56	MG	2A	3377	1/1	0.76	0.24	70,70,70,70	0
56	MG	2A	3275	1/1	0.76	0.16	58,58,58,58	0
56	MG	1A	4009	1/1	0.76	0.12	74,74,74,74	0
56	MG	1A	3504	1/1	0.76	0.12	57,57,57,57	0
56	MG	2B	217	1/1	0.76	0.18	58,58,58,58	0
56	MG	2A	3397	1/1	0.76	0.18	67,67,67,67	0
56	MG	2a	1807	1/1	0.76	0.12	64,64,64,64	0
56	MG	2A	3089	1/1	0.76	0.20	69,69,69,69	0
56	MG	2A	3411	1/1	0.76	0.11	65,65,65,65	0
56	MG	2a	1812	1/1	0.76	0.14	74,74,74,74	0
56	MG	2a	1814	1/1	0.76	0.25	59,59,59,59	0
56	MG	1A	3364	1/1	0.76	0.18	55,55,55,55	0
56	MG	2A	3439	1/1	0.76	0.22	65,65,65,65	0
56	MG	2a	1620	1/1	0.76	0.15	80,80,80,80	0
56	MG	2A	3122	1/1	0.76	0.21	73,73,73,73	0
56	MG	2A	3328	1/1	0.76	0.19	70,70,70,70	0
56	MG	2A	3765	1/1	0.76	0.23	54,54,54,54	0
56	MG	2a	1829	1/1	0.76	0.18	69,69,69,69	0
56	MG	2a	1648	1/1	0.76	0.12	81,81,81,81	0
56	MG	2A	3772	1/1	0.76	0.21	65,65,65,65	0
56	MG	1A	3842	1/1	0.76	0.25	70,70,70,70	0
56	MG	2A	3345	1/1	0.76	0.32	73,73,73,73	0
56	MG	1A	3206	1/1	0.76	0.13	54,54,54,54	0
56	MG	1B	223	1/1	0.76	0.17	57,57,57,57	0
56	MG	2w	101	1/1	0.76	0.17	70,70,70,70	0
56	MG	2A	3040	1/1	0.76	0.16	68,68,68,68	0
56	MG	2A	3614	1/1	0.76	0.23	66,66,66,66	0
56	MG	1x	112	1/1	0.76	0.20	65,65,65,65	0
56	MG	2A	3549	1/1	0.77	0.23	58,58,58,58	0
56	MG	1s	3701	1/1	0.77	0.23	61,61,61,61	0
56	MG	2A	3703	1/1	0.77	0.14	57,57,57,57	0

Continued on next page...

Continued from previous page...

Mol	Type	Chain	Res	Atoms	RSCC	RSR	B-factors(\AA^2)	Q<0.9
56	MG	1A	3413	1/1	0.77	0.16	56,56,56,56	0
56	MG	1A	3872	1/1	0.77	0.31	64,64,64,64	0
56	MG	1A	3896	1/1	0.77	0.14	52,52,52,52	0
56	MG	1A	3964	1/1	0.77	0.19	77,77,77,77	0
56	MG	2A	3121	1/1	0.77	0.17	54,54,54,54	0
56	MG	2A	3739	1/1	0.77	0.12	68,68,68,68	0
56	MG	2A	3746	1/1	0.77	0.14	65,65,65,65	0
56	MG	2A	3325	1/1	0.77	0.19	69,69,69,69	0
56	MG	2A	3445	1/1	0.77	0.24	67,67,67,67	0
56	MG	2A	3453	1/1	0.77	0.11	77,77,77,77	0
56	MG	2a	1719	1/1	0.77	0.20	75,75,75,75	0
56	MG	2a	1728	1/1	0.77	0.27	74,74,74,74	0
56	MG	2e	201	1/1	0.77	0.11	79,79,79,79	0
56	MG	1A	3467	1/1	0.77	0.24	67,67,67,67	0
56	MG	1a	1742	1/1	0.77	0.20	77,77,77,77	0
56	MG	1a	1808	1/1	0.77	0.20	61,61,61,61	0
56	MG	2A	3460	1/1	0.77	0.20	68,68,68,68	0
56	MG	2A	3480	1/1	0.77	0.23	66,66,66,66	0
56	MG	2y	103	1/1	0.77	0.18	79,79,79,79	0
56	MG	1A	3125	1/1	0.77	0.26	34,34,34,34	0
56	MG	2a	1606	1/1	0.77	0.17	61,61,61,61	0
56	MG	1a	1839	1/1	0.77	0.14	76,76,76,76	0
56	MG	2A	3166	1/1	0.78	0.20	67,67,67,67	0
56	MG	1a	1671	1/1	0.78	0.17	53,53,53,53	0
56	MG	1a	1674	1/1	0.78	0.28	61,61,61,61	0
56	MG	2A	3424	1/1	0.78	0.21	69,69,69,69	0
56	MG	2A	3617	1/1	0.78	0.27	74,74,74,74	0
56	MG	2A	3753	1/1	0.78	0.17	50,50,50,50	0
56	MG	1a	1717	1/1	0.78	0.08	48,48,48,48	0
56	MG	2A	3426	1/1	0.78	0.14	63,63,63,63	0
56	MG	2A	3167	1/1	0.78	0.23	80,80,80,80	0
56	MG	1A	3905	1/1	0.78	0.29	55,55,55,55	0
56	MG	1a	1771	1/1	0.78	0.14	59,59,59,59	0
56	MG	1A	3502	1/1	0.78	0.17	55,55,55,55	0
56	MG	2A	3233	1/1	0.78	0.12	78,78,78,78	0
56	MG	2A	3838	1/1	0.78	0.23	83,83,83,83	0
56	MG	1a	1832	1/1	0.78	0.27	66,66,66,66	0
56	MG	2A	3845	1/1	0.78	0.14	66,66,66,66	0
56	MG	1B	209	1/1	0.78	0.28	57,57,57,57	0
56	MG	1B	217	1/1	0.78	0.16	50,50,50,50	0
56	MG	2A	3235	1/1	0.78	0.19	79,79,79,79	0
56	MG	1t	201	1/1	0.78	0.21	56,56,56,56	0

Continued on next page...

Continued from previous page...

Mol	Type	Chain	Res	Atoms	RSCC	RSR	B-factors(Å ²)	Q<0.9
56	MG	2a	1661	1/1	0.78	0.19	83,83,83,83	0
56	MG	2A	3380	1/1	0.78	0.14	57,57,57,57	0
56	MG	2a	1702	1/1	0.78	0.18	69,69,69,69	0
56	MG	2A	3236	1/1	0.78	0.15	59,59,59,59	0
56	MG	2q	201	1/1	0.78	0.14	63,63,63,63	0
56	MG	2q	203	1/1	0.78	0.17	75,75,75,75	0
56	MG	1A	3966	1/1	0.78	0.22	67,67,67,67	0
56	MG	2A	3031	1/1	0.78	0.19	64,64,64,64	0
56	MG	2a	1718	1/1	0.78	0.31	72,72,72,72	0
56	MG	2x	104	1/1	0.78	0.27	72,72,72,72	0
56	MG	2A	3712	1/1	0.78	0.11	79,79,79,79	0
56	MG	1A	3468	1/1	0.78	0.21	82,82,82,82	0
56	MG	2A	3340	1/1	0.78	0.11	69,69,69,69	0
56	MG	2A	3410	1/1	0.78	0.23	70,70,70,70	0
56	MG	1B	233	1/1	0.79	0.14	57,57,57,57	0
56	MG	2a	1811	1/1	0.79	0.11	72,72,72,72	0
56	MG	1A	4041	1/1	0.79	0.11	25,25,25,25	0
56	MG	1A	3260	1/1	0.79	0.12	44,44,44,44	0
56	MG	2a	1659	1/1	0.79	0.14	73,73,73,73	0
56	MG	1A	3505	1/1	0.79	0.21	75,75,75,75	0
56	MG	2A	3685	1/1	0.79	0.16	63,63,63,63	0
56	MG	2A	3691	1/1	0.79	0.14	79,79,79,79	0
56	MG	12	101	1/1	0.79	0.16	56,56,56,56	0
56	MG	2a	1707	1/1	0.79	0.21	76,76,76,76	0
56	MG	1A	3760	1/1	0.79	0.13	25,25,25,25	0
56	MG	1a	1644	1/1	0.79	0.15	60,60,60,60	0
56	MG	1a	1657	1/1	0.79	0.19	69,69,69,69	0
56	MG	2A	3456	1/1	0.79	0.16	70,70,70,70	0
56	MG	2A	3706	1/1	0.79	0.18	66,66,66,66	0
56	MG	2j	201	1/1	0.79	0.15	58,58,58,58	0
56	MG	2a	1614	1/1	0.79	0.17	67,67,67,67	0
56	MG	2A	3044	1/1	0.79	0.18	74,74,74,74	0
56	MG	1A	3291	1/1	0.79	0.27	66,66,66,66	0
56	MG	2a	1622	1/1	0.79	0.12	72,72,72,72	0
56	MG	2a	1624	1/1	0.79	0.15	70,70,70,70	0
56	MG	1A	3952	1/1	0.79	0.15	41,41,41,41	0
56	MG	1A	3293	1/1	0.79	0.19	56,56,56,56	0
56	MG	1a	1704	1/1	0.79	0.18	62,62,62,62	0
56	MG	2a	1641	1/1	0.79	0.27	70,70,70,70	0
56	MG	2A	3435	1/1	0.79	0.33	54,54,54,54	0
56	MG	2A	3640	1/1	0.79	0.15	48,48,48,48	0
56	MG	2a	1737	1/1	0.80	0.14	84,84,84,84	0

Continued on next page...

Continued from previous page...

Mol	Type	Chain	Res	Atoms	RSCC	RSR	B-factors(\AA^2)	Q<0.9
56	MG	2B	216	1/1	0.80	0.25	69,69,69,69	0
56	MG	2A	3650	1/1	0.80	0.23	54,54,54,54	0
56	MG	2A	3822	1/1	0.80	0.17	63,63,63,63	0
56	MG	2A	3057	1/1	0.80	0.21	71,71,71,71	0
56	MG	2A	3675	1/1	0.80	0.23	55,55,55,55	0
56	MG	2P	201	1/1	0.80	0.19	63,63,63,63	0
56	MG	25	104	1/1	0.80	0.18	65,65,65,65	0
56	MG	1A	3425	1/1	0.80	0.30	57,57,57,57	0
56	MG	1a	1760	1/1	0.80	0.16	58,58,58,58	0
56	MG	2a	1609	1/1	0.80	0.18	76,76,76,76	0
56	MG	1a	1767	1/1	0.80	0.09	91,91,91,91	0
56	MG	2A	3362	1/1	0.80	0.10	69,69,69,69	0
56	MG	2A	3455	1/1	0.80	0.13	79,79,79,79	0
56	MG	2A	3262	1/1	0.80	0.14	54,54,54,54	0
56	MG	1A	3459	1/1	0.80	0.17	62,62,62,62	0
56	MG	2A	3280	1/1	0.80	0.19	59,59,59,59	0
56	MG	1A	3466	1/1	0.80	0.29	66,66,66,66	0
56	MG	2A	3389	1/1	0.80	0.16	69,69,69,69	0
56	MG	2A	3030	1/1	0.80	0.27	68,68,68,68	0
56	MG	1P	202	1/1	0.80	0.14	57,57,57,57	0
56	MG	2A	3199	1/1	0.80	0.25	61,61,61,61	0
56	MG	2a	1650	1/1	0.80	0.14	69,69,69,69	0
56	MG	2A	3305	1/1	0.80	0.16	68,68,68,68	0
56	MG	1A	3789	1/1	0.80	0.11	53,53,53,53	0
56	MG	2f	202	1/1	0.80	0.23	68,68,68,68	0
56	MG	2A	3232	1/1	0.80	0.17	61,61,61,61	0
56	MG	2A	3406	1/1	0.80	0.12	63,63,63,63	0
56	MG	1A	4067	1/1	0.80	0.28	83,83,83,83	0
56	MG	2l	202	1/1	0.80	0.09	60,60,60,60	0
56	MG	1A	4068	1/1	0.80	0.14	54,54,54,54	0
56	MG	2A	3755	1/1	0.80	0.15	54,54,54,54	0
56	MG	1A	3801	1/1	0.80	0.14	48,48,48,48	0
56	MG	1A	3843	1/1	0.80	0.13	65,65,65,65	0
56	MG	1a	1688	1/1	0.80	0.29	63,63,63,63	0
56	MG	1A	4083	1/1	0.80	0.17	55,55,55,55	0
56	MG	2B	207	1/1	0.80	0.20	69,69,69,69	0
56	MG	2A	3350	1/1	0.80	0.14	63,63,63,63	0
56	MG	2B	209	1/1	0.80	0.21	66,66,66,66	0
56	MG	2B	212	1/1	0.80	0.18	69,69,69,69	0
56	MG	2A	3624	1/1	0.81	0.17	74,74,74,74	0
56	MG	2A	3764	1/1	0.81	0.19	60,60,60,60	0
56	MG	1a	1684	1/1	0.81	0.19	67,67,67,67	0

Continued on next page...

Continued from previous page...

Mol	Type	Chain	Res	Atoms	RSCC	RSR	B-factors(\AA^2)	Q<0.9
56	MG	1A	4035	1/1	0.81	0.13	31,31,31,31	0
56	MG	2B	214	1/1	0.81	0.26	71,71,71,71	0
56	MG	1A	3869	1/1	0.81	0.18	61,61,61,61	0
56	MG	2A	3346	1/1	0.81	0.27	60,60,60,60	0
56	MG	2A	3776	1/1	0.81	0.15	61,61,61,61	0
56	MG	2a	1782	1/1	0.81	0.12	72,72,72,72	0
56	MG	1A	3972	1/1	0.81	0.12	20,20,20,20	0
56	MG	2A	3260	1/1	0.81	0.17	51,51,51,51	0
56	MG	2A	3801	1/1	0.81	0.11	86,86,86,86	0
56	MG	1a	1723	1/1	0.81	0.31	60,60,60,60	0
56	MG	2A	3094	1/1	0.81	0.20	67,67,67,67	0
56	MG	2A	3357	1/1	0.81	0.29	59,59,59,59	0
56	MG	2A	3269	1/1	0.81	0.33	71,71,71,71	0
56	MG	2A	3367	1/1	0.81	0.19	65,65,65,65	0
56	MG	1a	1770	1/1	0.81	0.10	93,93,93,93	0
56	MG	2A	3095	1/1	0.81	0.28	44,44,44,44	0
56	MG	1A	3283	1/1	0.81	0.14	55,55,55,55	0
56	MG	2A	3688	1/1	0.81	0.14	53,53,53,53	0
56	MG	1A	3223	1/1	0.81	0.14	56,56,56,56	0
56	MG	2a	1823	1/1	0.81	0.14	61,61,61,61	0
56	MG	1a	1831	1/1	0.81	0.12	69,69,69,69	0
56	MG	2a	1628	1/1	0.81	0.18	65,65,65,65	0
56	MG	2A	3461	1/1	0.81	0.15	65,65,65,65	0
56	MG	2a	1633	1/1	0.81	0.26	68,68,68,68	0
56	MG	1A	3334	1/1	0.81	0.16	43,43,43,43	0
56	MG	2A	3514	1/1	0.81	0.09	58,58,58,58	0
56	MG	1A	3821	1/1	0.81	0.20	64,64,64,64	0
56	MG	1O	201	1/1	0.81	0.13	60,60,60,60	0
56	MG	1A	3717	1/1	0.81	0.13	74,74,74,74	0
56	MG	2A	3133	1/1	0.81	0.17	57,57,57,57	0
56	MG	1U	206	1/1	0.81	0.63	70,70,70,70	0
56	MG	1V	202	1/1	0.81	0.14	68,68,68,68	0
56	MG	2A	3053	1/1	0.81	0.20	69,69,69,69	0
56	MG	2A	3588	1/1	0.81	0.21	71,71,71,71	0
56	MG	2a	1696	1/1	0.81	0.25	73,73,73,73	0
56	MG	2a	1697	1/1	0.81	0.18	76,76,76,76	0
56	MG	2A	3146	1/1	0.81	0.21	52,52,52,52	0
56	MG	1a	1650	1/1	0.81	0.19	57,57,57,57	0
56	MG	2A	3327	1/1	0.81	0.17	67,67,67,67	0
56	MG	2A	3239	1/1	0.81	0.08	52,52,52,52	0
56	MG	1a	1661	1/1	0.81	0.18	72,72,72,72	0
56	MG	1A	4020	1/1	0.81	0.23	78,78,78,78	0

Continued on next page...

Continued from previous page...

Mol	Type	Chain	Res	Atoms	RSCC	RSR	B-factors(\AA^2)	Q<0.9
56	MG	2a	1611	1/1	0.82	0.15	69,69,69,69	0
56	MG	1a	1836	1/1	0.82	0.13	64,64,64,64	0
56	MG	2a	1787	1/1	0.82	0.27	63,63,63,63	0
56	MG	2A	3390	1/1	0.82	0.08	76,76,76,76	0
56	MG	1A	3388	1/1	0.82	0.23	72,72,72,72	0
56	MG	1A	3186	1/1	0.82	0.19	58,58,58,58	0
56	MG	1A	3095	1/1	0.82	0.22	54,54,54,54	0
56	MG	1A	3674	1/1	0.82	0.14	64,64,64,64	0
56	MG	2A	3805	1/1	0.82	0.11	54,54,54,54	0
56	MG	1A	3951	1/1	0.82	0.08	15,15,15,15	0
56	MG	1w	103	1/1	0.82	0.21	75,75,75,75	0
56	MG	1A	3054	1/1	0.82	0.09	61,61,61,61	0
56	MG	1A	3825	1/1	0.82	0.13	52,52,52,52	0
56	MG	2A	3705	1/1	0.82	0.18	69,69,69,69	0
56	MG	1A	3355	1/1	0.82	0.10	61,61,61,61	0
56	MG	1B	220	1/1	0.82	0.14	65,65,65,65	0
56	MG	1A	3526	1/1	0.82	0.21	50,50,50,50	0
56	MG	1B	225	1/1	0.82	0.11	56,56,56,56	0
56	MG	2B	202	1/1	0.82	0.29	84,84,84,84	0
56	MG	1A	3548	1/1	0.82	0.30	47,47,47,47	0
56	MG	1A	3982	1/1	0.82	0.12	42,42,42,42	0
56	MG	1A	3362	1/1	0.82	0.25	47,47,47,47	0
56	MG	2a	1688	1/1	0.82	0.17	66,66,66,66	0
56	MG	2A	3177	1/1	0.82	0.35	59,59,59,59	0
56	MG	2A	3733	1/1	0.82	0.19	66,66,66,66	0
56	MG	2A	3627	1/1	0.82	0.17	52,52,52,52	0
56	MG	2A	3282	1/1	0.82	0.24	68,68,68,68	0
56	MG	2A	3096	1/1	0.82	0.13	55,55,55,55	0
56	MG	1A	4143	1/1	0.82	0.15	51,51,51,51	0
56	MG	2a	1712	1/1	0.82	0.13	68,68,68,68	0
56	MG	1a	1786	1/1	0.82	0.13	53,53,53,53	0
56	MG	2A	3227	1/1	0.82	0.15	56,56,56,56	0
56	MG	1A	3855	1/1	0.82	0.14	34,34,34,34	0
56	MG	2Q	201	1/1	0.82	0.20	72,72,72,72	0
56	MG	2R	201	1/1	0.82	0.21	78,78,78,78	0
56	MG	10	102	1/1	0.82	0.21	56,56,56,56	0
56	MG	1A	3178	1/1	0.82	0.39	47,47,47,47	0
56	MG	2A	3673	1/1	0.82	0.14	71,71,71,71	0
56	MG	17	101	1/1	0.82	0.15	34,34,34,34	0
56	MG	2a	1692	1/1	0.83	0.15	65,65,65,65	0
56	MG	1A	3348	1/1	0.83	0.14	54,54,54,54	0
56	MG	2A	3466	1/1	0.83	0.32	59,59,59,59	0

Continued on next page...

Continued from previous page...

Mol	Type	Chain	Res	Atoms	RSCC	RSR	B-factors(\AA^2)	Q<0.9
56	MG	2a	1698	1/1	0.83	0.17	62,62,62,62	0
56	MG	1x	102	1/1	0.83	0.33	57,57,57,57	0
56	MG	1Y	202	1/1	0.83	0.07	65,65,65,65	0
56	MG	1A	3529	1/1	0.83	0.25	60,60,60,60	0
56	MG	2A	3493	1/1	0.83	0.20	49,49,49,49	0
56	MG	2a	1709	1/1	0.83	0.17	71,71,71,71	0
56	MG	2A	3502	1/1	0.83	0.22	52,52,52,52	0
56	MG	2A	3176	1/1	0.83	0.21	61,61,61,61	0
56	MG	1a	1631	1/1	0.83	0.24	71,71,71,71	0
56	MG	1a	1637	1/1	0.83	0.20	60,60,60,60	0
56	MG	2A	3518	1/1	0.83	0.14	61,61,61,61	0
56	MG	1A	3391	1/1	0.83	0.12	56,56,56,56	0
56	MG	2A	3745	1/1	0.83	0.12	65,65,65,65	0
56	MG	2A	3181	1/1	0.83	0.16	63,63,63,63	0
56	MG	1A	3580	1/1	0.83	0.10	41,41,41,41	0
56	MG	2A	3387	1/1	0.83	0.32	61,61,61,61	0
56	MG	1A	3987	1/1	0.83	0.23	47,47,47,47	0
56	MG	2A	3600	1/1	0.83	0.10	37,37,37,37	0
56	MG	2A	3770	1/1	0.83	0.12	69,69,69,69	0
56	MG	1A	3582	1/1	0.83	0.14	63,63,63,63	0
56	MG	2A	3310	1/1	0.83	0.14	80,80,80,80	0
56	MG	1a	1692	1/1	0.83	0.12	52,52,52,52	0
56	MG	1A	3063	1/1	0.83	0.27	55,55,55,55	0
56	MG	2A	3127	1/1	0.83	0.11	53,53,53,53	0
56	MG	2A	3396	1/1	0.83	0.07	62,62,62,62	0
56	MG	2R	202	1/1	0.83	0.16	59,59,59,59	0
56	MG	1a	1708	1/1	0.83	0.23	64,64,64,64	0
56	MG	2A	3799	1/1	0.83	0.16	63,63,63,63	0
56	MG	2a	1605	1/1	0.83	0.25	72,72,72,72	0
56	MG	2A	3800	1/1	0.83	0.15	63,63,63,63	0
56	MG	2A	3320	1/1	0.83	0.19	75,75,75,75	0
56	MG	1A	3359	1/1	0.83	0.21	50,50,50,50	0
56	MG	2a	1822	1/1	0.83	0.21	74,74,74,74	0
56	MG	1a	1739	1/1	0.83	0.18	69,69,69,69	0
56	MG	2A	3405	1/1	0.83	0.13	68,68,68,68	0
56	MG	2A	3326	1/1	0.83	0.11	56,56,56,56	0
56	MG	1A	3808	1/1	0.83	0.10	57,57,57,57	0
56	MG	1B	203	1/1	0.83	0.15	48,48,48,48	0
56	MG	1A	3888	1/1	0.83	0.10	68,68,68,68	0
56	MG	1A	3418	1/1	0.83	0.14	42,42,42,42	0
56	MG	2A	3425	1/1	0.83	0.23	69,69,69,69	0
56	MG	2A	3332	1/1	0.83	0.14	71,71,71,71	0

Continued on next page...

Continued from previous page...

Mol	Type	Chain	Res	Atoms	RSCC	RSR	B-factors(Å ²)	Q<0.9
56	MG	1a	1821	1/1	0.83	0.12	87,87,87,87	0
56	MG	2A	3433	1/1	0.83	0.11	62,62,62,62	0
56	MG	2a	1642	1/1	0.83	0.22	74,74,74,74	0
56	MG	1A	3638	1/1	0.83	0.20	69,69,69,69	0
56	MG	2A	3343	1/1	0.83	0.22	66,66,66,66	0
56	MG	2A	3051	1/1	0.83	0.13	73,73,73,73	0
56	MG	1A	3302	1/1	0.83	0.32	61,61,61,61	0
56	MG	2A	3347	1/1	0.83	0.27	64,64,64,64	0
56	MG	1A	3064	1/1	0.83	0.33	57,57,57,57	0
56	MG	1N	203	1/1	0.83	0.13	41,41,41,41	0
56	MG	1A	3956	1/1	0.83	0.14	49,49,49,49	0
56	MG	1A	3518	1/1	0.83	0.48	53,53,53,53	0
56	MG	2a	1675	1/1	0.83	0.22	61,61,61,61	0
56	MG	2A	3268	1/1	0.83	0.16	53,53,53,53	0
56	MG	2A	3385	1/1	0.84	0.15	70,70,70,70	0
56	MG	2a	1691	1/1	0.84	0.22	74,74,74,74	0
56	MG	1A	3257	1/1	0.84	0.26	62,62,62,62	0
56	MG	2A	3537	1/1	0.84	0.19	69,69,69,69	0
56	MG	1a	1607	1/1	0.84	0.11	64,64,64,64	0
56	MG	1y	102	1/1	0.84	0.26	63,63,63,63	0
56	MG	1A	3706	1/1	0.84	0.11	53,53,53,53	0
56	MG	1a	1634	1/1	0.84	0.25	54,54,54,54	0
56	MG	1A	3709	1/1	0.84	0.12	46,46,46,46	0
56	MG	2A	3750	1/1	0.84	0.13	64,64,64,64	0
56	MG	2A	3560	1/1	0.84	0.13	54,54,54,54	0
56	MG	2B	203	1/1	0.84	0.12	62,62,62,62	0
56	MG	2A	3174	1/1	0.84	0.23	63,63,63,63	0
56	MG	2A	3052	1/1	0.84	0.13	60,60,60,60	0
56	MG	1A	3850	1/1	0.84	0.13	54,54,54,54	0
56	MG	2a	1721	1/1	0.84	0.23	72,72,72,72	0
56	MG	2a	1725	1/1	0.84	0.18	48,48,48,48	0
56	MG	2A	3599	1/1	0.84	0.15	66,66,66,66	0
56	MG	1a	1668	1/1	0.84	0.27	68,68,68,68	0
56	MG	2B	213	1/1	0.84	0.24	69,69,69,69	0
56	MG	1A	3390	1/1	0.84	0.32	38,38,38,38	0
56	MG	1A	3236	1/1	0.84	0.13	59,59,59,59	0
56	MG	2A	3198	1/1	0.84	0.23	53,53,53,53	0
56	MG	2a	1779	1/1	0.84	0.11	79,79,79,79	0
56	MG	1A	3357	1/1	0.84	0.33	72,72,72,72	0
56	MG	2A	3216	1/1	0.84	0.13	61,61,61,61	0
56	MG	2a	1786	1/1	0.84	0.18	65,65,65,65	0
56	MG	2A	3792	1/1	0.84	0.08	90,90,90,90	0

Continued on next page...

Continued from previous page...

Mol	Type	Chain	Res	Atoms	RSCC	RSR	B-factors(\AA^2)	Q<0.9
56	MG	1A	3775	1/1	0.84	0.11	35,35,35,35	0
56	MG	2a	1795	1/1	0.84	0.21	70,70,70,70	0
56	MG	1A	3482	1/1	0.84	0.13	51,51,51,51	0
56	MG	2A	3414	1/1	0.84	0.20	66,66,66,66	0
56	MG	2A	3802	1/1	0.84	0.11	76,76,76,76	0
56	MG	2V	201	1/1	0.84	0.26	57,57,57,57	0
56	MG	20	102	1/1	0.84	0.15	65,65,65,65	0
56	MG	2A	3422	1/1	0.84	0.11	63,63,63,63	0
56	MG	2A	3814	1/1	0.84	0.13	64,64,64,64	0
56	MG	1A	3406	1/1	0.84	0.16	54,54,54,54	0
56	MG	2A	3635	1/1	0.84	0.13	56,56,56,56	0
56	MG	1A	3412	1/1	0.84	0.14	70,70,70,70	0
56	MG	1a	1740	1/1	0.84	0.12	54,54,54,54	0
56	MG	2A	3849	1/1	0.84	0.32	49,49,49,49	0
56	MG	2a	1615	1/1	0.84	0.17	60,60,60,60	0
56	MG	1A	3803	1/1	0.84	0.20	60,60,60,60	0
56	MG	1A	4079	1/1	0.84	0.18	69,69,69,69	0
56	MG	2a	1621	1/1	0.84	0.09	64,64,64,64	0
56	MG	1A	3308	1/1	0.84	0.25	64,64,64,64	0
56	MG	1A	3247	1/1	0.84	0.15	67,67,67,67	0
56	MG	1A	3515	1/1	0.84	0.18	75,75,75,75	0
56	MG	1A	4092	1/1	0.84	0.18	60,60,60,60	0
56	MG	2A	3680	1/1	0.84	0.13	53,53,53,53	0
56	MG	1A	4099	1/1	0.84	0.13	63,63,63,63	0
56	MG	1A	3820	1/1	0.84	0.16	59,59,59,59	0
56	MG	2A	3358	1/1	0.84	0.13	53,53,53,53	0
56	MG	1A	3641	1/1	0.84	0.10	32,32,32,32	0
56	MG	2A	3459	1/1	0.84	0.09	62,62,62,62	0
56	MG	1A	3516	1/1	0.84	0.10	45,45,45,45	0
56	MG	1N	208	1/1	0.84	0.15	37,37,37,37	0
56	MG	2A	3368	1/1	0.84	0.25	74,74,74,74	0
56	MG	2A	3158	1/1	0.84	0.16	60,60,60,60	0
56	MG	1A	3980	1/1	0.84	0.10	52,52,52,52	0
56	MG	1A	3347	1/1	0.84	0.34	67,67,67,67	0
56	MG	2y	102	1/1	0.84	0.16	76,76,76,76	0
56	MG	2A	3498	1/1	0.84	0.33	59,59,59,59	0
56	MG	2a	1670	1/1	0.84	0.17	63,63,63,63	0
56	MG	2A	3500	1/1	0.84	0.21	49,49,49,49	0
56	MG	1A	3676	1/1	0.84	0.12	50,50,50,50	0
56	MG	1A	3349	1/1	0.85	0.23	65,65,65,65	0
56	MG	2B	204	1/1	0.85	0.19	75,75,75,75	0
56	MG	1A	3465	1/1	0.85	0.13	64,64,64,64	0

Continued on next page...

Continued from previous page...

Mol	Type	Chain	Res	Atoms	RSCC	RSR	B-factors(\AA^2)	Q<0.9
56	MG	2A	3309	1/1	0.85	0.25	75,75,75,75	0
56	MG	2A	3182	1/1	0.85	0.13	37,37,37,37	0
56	MG	2a	1713	1/1	0.85	0.22	86,86,86,86	0
56	MG	1A	3595	1/1	0.85	0.21	46,46,46,46	0
56	MG	2B	210	1/1	0.85	0.22	61,61,61,61	0
56	MG	2A	3193	1/1	0.85	0.15	53,53,53,53	0
56	MG	2A	3194	1/1	0.85	0.13	61,61,61,61	0
56	MG	1A	3133	1/1	0.85	0.13	46,46,46,46	0
56	MG	2B	215	1/1	0.85	0.29	75,75,75,75	0
56	MG	2a	1730	1/1	0.85	0.29	66,66,66,66	0
56	MG	2A	3788	1/1	0.85	0.11	64,64,64,64	0
56	MG	2A	3114	1/1	0.85	0.24	41,41,41,41	0
56	MG	2A	3116	1/1	0.85	0.27	70,70,70,70	0
56	MG	2a	1762	1/1	0.85	0.12	104,104,104,104	0
56	MG	1A	4141	1/1	0.85	0.13	44,44,44,44	0
56	MG	2a	1767	1/1	0.85	0.19	61,61,61,61	0
56	MG	1A	3907	1/1	0.85	0.25	67,67,67,67	0
56	MG	1A	3944	1/1	0.85	0.17	82,82,82,82	0
56	MG	2A	3803	1/1	0.85	0.10	71,71,71,71	0
56	MG	1a	1715	1/1	0.85	0.36	66,66,66,66	0
56	MG	1A	4149	1/1	0.85	0.14	32,32,32,32	0
56	MG	1A	3797	1/1	0.85	0.20	59,59,59,59	0
56	MG	2A	3427	1/1	0.85	0.20	64,64,64,64	0
56	MG	2A	3009	1/1	0.85	0.15	60,60,60,60	0
56	MG	1A	3682	1/1	0.85	0.10	33,33,33,33	0
56	MG	1A	3705	1/1	0.85	0.09	70,70,70,70	0
56	MG	2A	3144	1/1	0.85	0.18	62,62,62,62	0
56	MG	2A	3444	1/1	0.85	0.33	57,57,57,57	0
56	MG	2A	3669	1/1	0.85	0.14	55,55,55,55	0
56	MG	1A	3957	1/1	0.85	0.11	61,61,61,61	0
56	MG	2A	3446	1/1	0.85	0.12	72,72,72,72	0
56	MG	1a	1781	1/1	0.85	0.12	66,66,66,66	0
56	MG	2A	3677	1/1	0.85	0.15	57,57,57,57	0
56	MG	1a	1797	1/1	0.85	0.15	62,62,62,62	0
56	MG	1A	3419	1/1	0.85	0.17	61,61,61,61	0
56	MG	1A	4066	1/1	0.85	0.16	30,30,30,30	0
56	MG	1A	3207	1/1	0.85	0.14	66,66,66,66	0
56	MG	2A	3267	1/1	0.85	0.16	64,64,64,64	0
56	MG	2A	3364	1/1	0.85	0.13	51,51,51,51	0
56	MG	2A	3365	1/1	0.85	0.21	45,45,45,45	0
56	MG	1A	3861	1/1	0.85	0.30	54,54,54,54	0
56	MG	1A	4070	1/1	0.85	0.15	51,51,51,51	0

Continued on next page...

Continued from previous page...

Mol	Type	Chain	Res	Atoms	RSCC	RSR	B-factors(\AA^2)	Q<0.9
56	MG	2A	3271	1/1	0.85	0.22	60,60,60,60	0
56	MG	2A	3482	1/1	0.85	0.28	60,60,60,60	0
56	MG	2A	3492	1/1	0.85	0.25	49,49,49,49	0
56	MG	1A	3978	1/1	0.85	0.19	78,78,78,78	0
56	MG	2A	3718	1/1	0.85	0.15	70,70,70,70	0
56	MG	1A	3565	1/1	0.85	0.24	46,46,46,46	0
56	MG	2A	3499	1/1	0.85	0.14	50,50,50,50	0
56	MG	1A	3471	1/1	0.85	0.20	61,61,61,61	0
56	MG	13	101	1/1	0.85	0.13	56,56,56,56	0
56	MG	2A	3061	1/1	0.85	0.21	48,48,48,48	0
56	MG	1x	109	1/1	0.85	0.39	65,65,65,65	0
56	MG	2A	3506	1/1	0.85	0.22	77,77,77,77	0
56	MG	2A	3509	1/1	0.85	0.30	53,53,53,53	0
56	MG	2x	103	1/1	0.85	0.20	78,78,78,78	0
56	MG	2A	3386	1/1	0.85	0.22	61,61,61,61	0
56	MG	2A	3284	1/1	0.85	0.38	48,48,48,48	0
56	MG	2A	3067	1/1	0.85	0.33	60,60,60,60	0
56	MG	2A	3546	1/1	0.85	0.15	66,66,66,66	0
56	MG	2A	3295	1/1	0.85	0.17	70,70,70,70	0
56	MG	1a	1654	1/1	0.85	0.28	68,68,68,68	0
56	MG	1A	3629	1/1	0.86	0.18	53,53,53,53	0
56	MG	2A	3795	1/1	0.86	0.10	51,51,51,51	0
56	MG	2a	1643	1/1	0.86	0.18	75,75,75,75	0
56	MG	1A	3451	1/1	0.86	0.14	57,57,57,57	0
56	MG	1a	1746	1/1	0.86	0.21	62,62,62,62	0
56	MG	1A	3404	1/1	0.86	0.21	53,53,53,53	0
56	MG	1A	3216	1/1	0.86	0.09	46,46,46,46	0
56	MG	1A	3409	1/1	0.86	0.37	63,63,63,63	0
56	MG	2A	3138	1/1	0.86	0.24	68,68,68,68	0
56	MG	2a	1656	1/1	0.86	0.12	71,71,71,71	0
56	MG	1A	3523	1/1	0.86	0.21	65,65,65,65	0
56	MG	1A	3266	1/1	0.86	0.21	59,59,59,59	0
56	MG	2A	3604	1/1	0.86	0.11	52,52,52,52	0
56	MG	1A	3129	1/1	0.86	0.18	60,60,60,60	0
56	MG	1A	3536	1/1	0.86	0.15	56,56,56,56	0
56	MG	1a	1816	1/1	0.86	0.10	52,52,52,52	0
56	MG	1A	3827	1/1	0.86	0.14	48,48,48,48	0
56	MG	2A	3852	1/1	0.86	0.42	50,50,50,50	0
56	MG	2A	3020	1/1	0.86	0.16	54,54,54,54	0
56	MG	2A	3290	1/1	0.86	0.23	53,53,53,53	0
56	MG	2A	3294	1/1	0.86	0.26	61,61,61,61	0
56	MG	2A	3409	1/1	0.86	0.18	67,67,67,67	0

Continued on next page...

Continued from previous page...

Mol	Type	Chain	Res	Atoms	RSCC	RSR	B-factors(\AA^2)	Q<0.9
56	MG	1a	1838	1/1	0.86	0.19	58,58,58,58	0
56	MG	1B	221	1/1	0.86	0.16	50,50,50,50	0
56	MG	2A	3629	1/1	0.86	0.22	49,49,49,49	0
56	MG	2A	3023	1/1	0.86	0.15	42,42,42,42	0
56	MG	1B	226	1/1	0.86	0.11	60,60,60,60	0
56	MG	2A	3296	1/1	0.86	0.19	50,50,50,50	0
56	MG	1A	3540	1/1	0.86	0.08	53,53,53,53	0
56	MG	2a	1716	1/1	0.86	0.19	70,70,70,70	0
56	MG	2A	3419	1/1	0.86	0.09	69,69,69,69	0
56	MG	1A	3981	1/1	0.86	0.20	51,51,51,51	0
56	MG	1A	3469	1/1	0.86	0.19	66,66,66,66	0
56	MG	1F	302	1/1	0.86	0.15	53,53,53,53	0
56	MG	1G	202	1/1	0.86	0.15	61,61,61,61	0
56	MG	1A	3090	1/1	0.86	0.17	46,46,46,46	0
56	MG	1A	3477	1/1	0.86	0.12	59,59,59,59	0
56	MG	2A	3050	1/1	0.86	0.19	56,56,56,56	0
56	MG	2a	1739	1/1	0.86	0.10	76,76,76,76	0
56	MG	1A	3731	1/1	0.86	0.13	33,33,33,33	0
56	MG	1O	205	1/1	0.86	0.10	58,58,58,58	0
56	MG	2A	3323	1/1	0.86	0.09	54,54,54,54	0
56	MG	1A	3321	1/1	0.86	0.17	51,51,51,51	0
56	MG	2A	3438	1/1	0.86	0.13	68,68,68,68	0
56	MG	1A	3583	1/1	0.86	0.25	65,65,65,65	0
56	MG	2A	3192	1/1	0.86	0.13	59,59,59,59	0
56	MG	1A	3489	1/1	0.86	0.29	55,55,55,55	0
56	MG	1A	3258	1/1	0.86	0.11	52,52,52,52	0
56	MG	2A	3696	1/1	0.86	0.12	70,70,70,70	0
56	MG	2A	3448	1/1	0.86	0.31	64,64,64,64	0
56	MG	2A	3452	1/1	0.86	0.11	67,67,67,67	0
56	MG	2a	1796	1/1	0.86	0.12	66,66,66,66	0
56	MG	2a	1797	1/1	0.86	0.12	62,62,62,62	0
56	MG	2A	3704	1/1	0.86	0.13	70,70,70,70	0
56	MG	1A	3781	1/1	0.86	0.21	42,42,42,42	0
56	MG	1A	4048	1/1	0.86	0.21	48,48,48,48	0
56	MG	2A	3213	1/1	0.86	0.18	60,60,60,60	0
56	MG	2A	3215	1/1	0.86	0.28	60,60,60,60	0
56	MG	2A	3062	1/1	0.86	0.17	63,63,63,63	0
56	MG	1a	1653	1/1	0.86	0.27	50,50,50,50	0
56	MG	2A	3225	1/1	0.86	0.32	63,63,63,63	0
56	MG	2E	308	1/1	0.86	0.14	65,65,65,65	0
56	MG	1A	4055	1/1	0.86	0.19	67,67,67,67	0
56	MG	1A	3432	1/1	0.86	0.34	52,52,52,52	0

Continued on next page...

Continued from previous page...

Mol	Type	Chain	Res	Atoms	RSCC	RSR	B-factors(Å ²)	Q<0.9
56	MG	2A	3475	1/1	0.86	0.15	51,51,51,51	0
56	MG	1A	3793	1/1	0.86	0.16	24,24,24,24	0
56	MG	1a	1665	1/1	0.86	0.14	65,65,65,65	0
56	MG	2A	3356	1/1	0.86	0.17	64,64,64,64	0
56	MG	2Z	301	1/1	0.86	0.24	74,74,74,74	0
56	MG	2A	3485	1/1	0.86	0.31	61,61,61,61	0
56	MG	23	101	1/1	0.86	0.15	66,66,66,66	0
56	MG	1A	3449	1/1	0.86	0.17	51,51,51,51	0
56	MG	1a	1675	1/1	0.86	0.11	63,63,63,63	0
56	MG	2A	3749	1/1	0.86	0.11	55,55,55,55	0
56	MG	2A	3234	1/1	0.86	0.15	60,60,60,60	0
56	MG	2A	3359	1/1	0.86	0.12	58,58,58,58	0
56	MG	1A	3799	1/1	0.86	0.11	52,52,52,52	0
56	MG	1A	3910	1/1	0.86	0.10	72,72,72,72	0
56	MG	2A	3237	1/1	0.86	0.15	68,68,68,68	0
56	MG	1A	3914	1/1	0.86	0.13	71,71,71,71	0
56	MG	2a	1619	1/1	0.86	0.26	76,76,76,76	0
56	MG	2A	3508	1/1	0.86	0.17	64,64,64,64	0
56	MG	1a	1710	1/1	0.86	0.14	70,70,70,70	0
56	MG	1a	1713	1/1	0.86	0.29	58,58,58,58	0
56	MG	1A	3928	1/1	0.86	0.11	60,60,60,60	0
56	MG	2A	3120	1/1	0.86	0.14	59,59,59,59	0
56	MG	2A	3370	1/1	0.86	0.10	59,59,59,59	0
56	MG	1A	3934	1/1	0.86	0.10	33,33,33,33	0
56	MG	1a	1726	1/1	0.86	0.25	62,62,62,62	0
56	MG	1A	3939	1/1	0.86	0.14	84,84,84,84	0
56	MG	2a	1637	1/1	0.86	0.10	68,68,68,68	0
58	K	2A	3515	1/1	0.86	0.14	66,66,66,66	0
56	MG	2a	1638	1/1	0.87	0.20	62,62,62,62	0
56	MG	1A	3352	1/1	0.87	0.07	39,39,39,39	0
56	MG	1a	1757	1/1	0.87	0.11	56,56,56,56	0
56	MG	1A	3805	1/1	0.87	0.13	55,55,55,55	0
56	MG	2A	3841	1/1	0.87	0.13	39,39,39,39	0
56	MG	1A	3456	1/1	0.87	0.21	56,56,56,56	0
56	MG	2A	3330	1/1	0.87	0.32	60,60,60,60	0
56	MG	1A	3285	1/1	0.87	0.23	41,41,41,41	0
56	MG	1A	3401	1/1	0.87	0.10	48,48,48,48	0
56	MG	1a	1789	1/1	0.87	0.14	47,47,47,47	0
56	MG	1a	1790	1/1	0.87	0.10	54,54,54,54	0
56	MG	2A	3231	1/1	0.87	0.09	60,60,60,60	0
56	MG	2a	1660	1/1	0.87	0.15	66,66,66,66	0
56	MG	1A	3648	1/1	0.87	0.12	62,62,62,62	0

Continued on next page...

Continued from previous page...

Mol	Type	Chain	Res	Atoms	RSCC	RSR	B-factors(\AA^2)	Q<0.9
56	MG	1A	4119	1/1	0.87	0.18	35,35,35,35	0
56	MG	1A	3316	1/1	0.87	0.55	44,44,44,44	0
56	MG	2A	3647	1/1	0.87	0.17	60,60,60,60	0
56	MG	2A	3123	1/1	0.87	0.10	48,48,48,48	0
56	MG	2A	3348	1/1	0.87	0.30	62,62,62,62	0
56	MG	2A	3668	1/1	0.87	0.13	49,49,49,49	0
56	MG	2a	1695	1/1	0.87	0.21	65,65,65,65	0
56	MG	1A	3062	1/1	0.87	0.24	53,53,53,53	0
56	MG	2A	3671	1/1	0.87	0.12	63,63,63,63	0
56	MG	1A	3181	1/1	0.87	0.13	51,51,51,51	0
56	MG	1A	4147	1/1	0.87	0.11	27,27,27,27	0
56	MG	2A	3130	1/1	0.87	0.14	63,63,63,63	0
56	MG	2a	1705	1/1	0.87	0.09	78,78,78,78	0
56	MG	1m	203	1/1	0.87	0.21	49,49,49,49	0
56	MG	2A	3454	1/1	0.87	0.07	65,65,65,65	0
56	MG	1G	203	1/1	0.87	0.10	64,64,64,64	0
56	MG	1A	3025	1/1	0.87	0.18	42,42,42,42	0
56	MG	2A	3003	1/1	0.87	0.20	61,61,61,61	0
56	MG	1A	3537	1/1	0.87	0.25	56,56,56,56	0
56	MG	2A	3259	1/1	0.87	0.29	61,61,61,61	0
56	MG	2A	3363	1/1	0.87	0.09	55,55,55,55	0
56	MG	1x	104	1/1	0.87	0.24	67,67,67,67	0
56	MG	2A	3695	1/1	0.87	0.11	52,52,52,52	0
56	MG	1T	202	1/1	0.87	0.11	45,45,45,45	0
56	MG	2A	3007	1/1	0.87	0.27	64,64,64,64	0
56	MG	1A	3835	1/1	0.87	0.13	53,53,53,53	0
56	MG	2A	3470	1/1	0.87	0.22	44,44,44,44	0
56	MG	1X	101	1/1	0.87	0.21	34,34,34,34	0
56	MG	2A	3018	1/1	0.87	0.23	60,60,60,60	0
56	MG	2a	1743	1/1	0.87	0.09	96,96,96,96	0
56	MG	1Z	303	1/1	0.87	0.15	54,54,54,54	0
56	MG	1A	3837	1/1	0.87	0.17	54,54,54,54	0
56	MG	1A	3365	1/1	0.87	0.08	38,38,38,38	0
56	MG	2A	3710	1/1	0.87	0.15	61,61,61,61	0
56	MG	2a	1777	1/1	0.87	0.14	68,68,68,68	0
56	MG	2A	3483	1/1	0.87	0.25	49,49,49,49	0
56	MG	1A	3544	1/1	0.87	0.21	49,49,49,49	0
56	MG	1a	1605	1/1	0.87	0.18	56,56,56,56	0
56	MG	2A	3713	1/1	0.87	0.12	40,40,40,40	0
56	MG	2a	1784	1/1	0.87	0.12	74,74,74,74	0
56	MG	2A	3490	1/1	0.87	0.11	40,40,40,40	0
56	MG	1A	3369	1/1	0.87	0.16	44,44,44,44	0

Continued on next page...

Continued from previous page...

Mol	Type	Chain	Res	Atoms	RSCC	RSR	B-factors(\AA^2)	Q<0.9
56	MG	1A	3549	1/1	0.87	0.17	46,46,46,46	0
56	MG	2A	3378	1/1	0.87	0.20	68,68,68,68	0
56	MG	1a	1645	1/1	0.87	0.16	59,59,59,59	0
56	MG	2A	3731	1/1	0.87	0.16	45,45,45,45	0
56	MG	1A	3725	1/1	0.87	0.12	53,53,53,53	0
56	MG	2a	1801	1/1	0.87	0.10	65,65,65,65	0
56	MG	2A	3382	1/1	0.87	0.26	67,67,67,67	0
56	MG	1A	3478	1/1	0.87	0.14	57,57,57,57	0
56	MG	2A	3504	1/1	0.87	0.35	66,66,66,66	0
56	MG	2A	3171	1/1	0.87	0.16	55,55,55,55	0
56	MG	1a	1662	1/1	0.87	0.18	62,62,62,62	0
56	MG	2F	302	1/1	0.87	0.35	59,59,59,59	0
56	MG	2O	201	1/1	0.87	0.14	64,64,64,64	0
56	MG	1A	3569	1/1	0.87	0.14	59,59,59,59	0
56	MG	1A	3754	1/1	0.87	0.16	45,45,45,45	0
56	MG	2a	1818	1/1	0.87	0.09	77,77,77,77	0
56	MG	1a	1666	1/1	0.87	0.20	65,65,65,65	0
56	MG	1A	3577	1/1	0.87	0.08	46,46,46,46	0
56	MG	2T	203	1/1	0.87	0.16	52,52,52,52	0
56	MG	1A	3481	1/1	0.87	0.11	51,51,51,51	0
56	MG	2W	201	1/1	0.87	0.12	60,60,60,60	0
56	MG	1A	3371	1/1	0.87	0.10	46,46,46,46	0
56	MG	2A	3545	1/1	0.87	0.10	47,47,47,47	0
56	MG	1a	1677	1/1	0.87	0.30	44,44,44,44	0
56	MG	1a	1681	1/1	0.87	0.21	42,42,42,42	0
56	MG	2A	3769	1/1	0.87	0.11	60,60,60,60	0
56	MG	2A	3393	1/1	0.87	0.31	76,76,76,76	0
56	MG	2A	3394	1/1	0.87	0.24	78,78,78,78	0
56	MG	2A	3299	1/1	0.87	0.20	69,69,69,69	0
56	MG	2A	3775	1/1	0.87	0.17	59,59,59,59	0
56	MG	2A	3183	1/1	0.87	0.14	54,54,54,54	0
56	MG	1A	3376	1/1	0.87	0.13	51,51,51,51	0
56	MG	2a	1616	1/1	0.87	0.25	75,75,75,75	0
56	MG	2A	3563	1/1	0.87	0.14	45,45,45,45	0
56	MG	2r	101	1/1	0.87	0.35	66,66,66,66	0
56	MG	2t	201	1/1	0.87	0.16	56,56,56,56	0
56	MG	2A	3307	1/1	0.87	0.28	59,59,59,59	0
56	MG	2A	3582	1/1	0.87	0.10	39,39,39,39	0
56	MG	1A	3496	1/1	0.87	0.15	54,54,54,54	0
56	MG	1A	3296	1/1	0.87	0.24	29,29,29,29	0
56	MG	1A	3911	1/1	0.87	0.10	73,73,73,73	0
56	MG	2y	101	1/1	0.87	0.25	61,61,61,61	0

Continued on next page...

Continued from previous page...

Mol	Type	Chain	Res	Atoms	RSCC	RSR	B-factors(\AA^2)	Q<0.9
56	MG	1A	3433	1/1	0.87	0.15	62,62,62,62	0
56	MG	1A	3620	1/1	0.87	0.18	44,44,44,44	0
56	MG	2A	3210	1/1	0.87	0.21	59,59,59,59	0
56	MG	2A	3610	1/1	0.87	0.13	47,47,47,47	0
56	MG	1A	3162	1/1	0.87	0.28	63,63,63,63	0
56	MG	2A	3817	1/1	0.87	0.10	53,53,53,53	0
56	MG	1a	1721	1/1	0.88	0.14	54,54,54,54	0
56	MG	1a	1722	1/1	0.88	0.34	59,59,59,59	0
56	MG	2A	3273	1/1	0.88	0.14	47,47,47,47	0
56	MG	2A	3593	1/1	0.88	0.11	35,35,35,35	0
56	MG	2A	3274	1/1	0.88	0.09	44,44,44,44	0
56	MG	2a	1640	1/1	0.88	0.22	62,62,62,62	0
56	MG	1A	3222	1/1	0.88	0.11	49,49,49,49	0
56	MG	1A	3060	1/1	0.88	0.15	41,41,41,41	0
56	MG	2A	3815	1/1	0.88	0.12	80,80,80,80	0
56	MG	1A	3029	1/1	0.88	0.31	39,39,39,39	0
56	MG	1A	3849	1/1	0.88	0.25	48,48,48,48	0
56	MG	1A	3594	1/1	0.88	0.12	48,48,48,48	0
56	MG	1a	1761	1/1	0.88	0.20	60,60,60,60	0
56	MG	2A	3019	1/1	0.88	0.19	65,65,65,65	0
56	MG	2A	3408	1/1	0.88	0.10	62,62,62,62	0
56	MG	1A	3985	1/1	0.88	0.10	24,24,24,24	0
56	MG	1a	1773	1/1	0.88	0.14	56,56,56,56	0
56	MG	1A	3101	1/1	0.88	0.24	62,62,62,62	0
56	MG	2A	3024	1/1	0.88	0.20	65,65,65,65	0
56	MG	2a	1668	1/1	0.88	0.20	55,55,55,55	0
56	MG	1B	208	1/1	0.88	0.21	56,56,56,56	0
56	MG	2A	3029	1/1	0.88	0.41	56,56,56,56	0
56	MG	1B	214	1/1	0.88	0.07	50,50,50,50	0
56	MG	1a	1804	1/1	0.88	0.20	66,66,66,66	0
56	MG	1A	3605	1/1	0.88	0.08	47,47,47,47	0
56	MG	1A	3462	1/1	0.88	0.14	54,54,54,54	0
56	MG	2A	3423	1/1	0.88	0.13	70,70,70,70	0
56	MG	1A	3865	1/1	0.88	0.23	54,54,54,54	0
56	MG	2A	3306	1/1	0.88	0.35	70,70,70,70	0
56	MG	1a	1829	1/1	0.88	0.12	62,62,62,62	0
56	MG	2a	1699	1/1	0.88	0.16	65,65,65,65	0
56	MG	2A	3178	1/1	0.88	0.13	44,44,44,44	0
56	MG	2A	3308	1/1	0.88	0.12	69,69,69,69	0
56	MG	1a	1833	1/1	0.88	0.10	68,68,68,68	0
56	MG	1A	4011	1/1	0.88	0.14	58,58,58,58	0
56	MG	2A	3041	1/1	0.88	0.10	68,68,68,68	0

Continued on next page...

Continued from previous page...

Mol	Type	Chain	Res	Atoms	RSCC	RSR	B-factors(\AA^2)	Q<0.9
56	MG	1A	3616	1/1	0.88	0.12	61,61,61,61	0
56	MG	2a	1711	1/1	0.88	0.14	76,76,76,76	0
56	MG	1D	311	1/1	0.88	0.22	41,41,41,41	0
56	MG	2A	3670	1/1	0.88	0.14	43,43,43,43	0
56	MG	1d	3101	1/1	0.88	0.20	54,54,54,54	0
56	MG	2A	3184	1/1	0.88	0.12	72,72,72,72	0
56	MG	2A	3189	1/1	0.88	0.13	69,69,69,69	0
56	MG	1A	3463	1/1	0.88	0.15	53,53,53,53	0
56	MG	2A	3676	1/1	0.88	0.19	53,53,53,53	0
56	MG	2A	3324	1/1	0.88	0.19	73,73,73,73	0
56	MG	2a	1726	1/1	0.88	0.20	51,51,51,51	0
56	MG	1A	3873	1/1	0.88	0.09	22,22,22,22	0
56	MG	2a	1729	1/1	0.88	0.14	78,78,78,78	0
56	MG	2A	3679	1/1	0.88	0.17	55,55,55,55	0
56	MG	1w	105	1/1	0.88	0.21	64,64,64,64	0
56	MG	1A	3877	1/1	0.88	0.19	45,45,45,45	0
56	MG	1A	3883	1/1	0.88	0.11	31,31,31,31	0
56	MG	1x	105	1/1	0.88	0.32	65,65,65,65	0
56	MG	2a	1746	1/1	0.88	0.09	51,51,51,51	0
56	MG	2A	3195	1/1	0.88	0.17	71,71,71,71	0
56	MG	2A	3329	1/1	0.88	0.11	68,68,68,68	0
56	MG	1A	4054	1/1	0.88	0.12	25,25,25,25	0
56	MG	2A	3694	1/1	0.88	0.20	44,44,44,44	0
56	MG	2a	1770	1/1	0.88	0.10	58,58,58,58	0
56	MG	2a	1773	1/1	0.88	0.18	73,73,73,73	0
56	MG	1A	3885	1/1	0.88	0.17	61,61,61,61	0
56	MG	2A	3202	1/1	0.88	0.16	63,63,63,63	0
56	MG	1A	3353	1/1	0.88	0.16	55,55,55,55	0
56	MG	1A	3245	1/1	0.88	0.12	43,43,43,43	0
56	MG	1A	3068	1/1	0.88	0.18	64,64,64,64	0
56	MG	2A	3064	1/1	0.88	0.25	66,66,66,66	0
56	MG	13	103	1/1	0.88	0.20	59,59,59,59	0
56	MG	2A	3219	1/1	0.88	0.20	57,57,57,57	0
56	MG	2a	1788	1/1	0.88	0.10	60,60,60,60	0
56	MG	1A	3251	1/1	0.88	0.13	60,60,60,60	0
56	MG	2A	3478	1/1	0.88	0.31	62,62,62,62	0
56	MG	2A	3072	1/1	0.88	0.33	57,57,57,57	0
56	MG	1a	1608	1/1	0.88	0.18	56,56,56,56	0
56	MG	1a	1616	1/1	0.88	0.11	55,55,55,55	0
56	MG	1a	1621	1/1	0.88	0.28	64,64,64,64	0
56	MG	1A	3194	1/1	0.88	0.09	55,55,55,55	0
56	MG	2A	3714	1/1	0.88	0.09	71,71,71,71	0

Continued on next page...

Continued from previous page...

Mol	Type	Chain	Res	Atoms	RSCC	RSR	B-factors(Å ²)	Q<0.9
56	MG	2A	3093	1/1	0.88	0.65	52,52,52,52	0
56	MG	1A	3083	1/1	0.88	0.17	52,52,52,52	0
56	MG	2A	3720	1/1	0.88	0.13	69,69,69,69	0
56	MG	2A	3487	1/1	0.88	0.17	49,49,49,49	0
56	MG	1A	3650	1/1	0.88	0.09	36,36,36,36	0
56	MG	2a	1813	1/1	0.88	0.15	74,74,74,74	0
56	MG	2A	3728	1/1	0.88	0.14	52,52,52,52	0
56	MG	1A	4073	1/1	0.88	0.13	34,34,34,34	0
56	MG	1A	3923	1/1	0.88	0.09	52,52,52,52	0
56	MG	1a	1659	1/1	0.88	0.21	62,62,62,62	0
56	MG	1a	1660	1/1	0.88	0.15	43,43,43,43	0
56	MG	1A	3668	1/1	0.88	0.11	28,28,28,28	0
56	MG	1A	3472	1/1	0.88	0.13	44,44,44,44	0
56	MG	1A	3414	1/1	0.88	0.12	44,44,44,44	0
56	MG	2A	3240	1/1	0.88	0.15	65,65,65,65	0
56	MG	1A	3084	1/1	0.88	0.16	38,38,38,38	0
56	MG	2A	3250	1/1	0.88	0.31	67,67,67,67	0
56	MG	2W	202	1/1	0.88	0.13	66,66,66,66	0
56	MG	1A	3264	1/1	0.88	0.15	56,56,56,56	0
56	MG	2A	3253	1/1	0.88	0.16	38,38,38,38	0
56	MG	2A	3512	1/1	0.88	0.27	56,56,56,56	0
56	MG	2g	201	1/1	0.88	0.23	62,62,62,62	0
56	MG	2A	3254	1/1	0.88	0.28	59,59,59,59	0
56	MG	28	101	1/1	0.88	0.23	49,49,49,49	0
56	MG	2A	3768	1/1	0.88	0.43	46,46,46,46	0
56	MG	2a	1604	1/1	0.88	0.14	50,50,50,50	0
56	MG	1a	1683	1/1	0.88	0.16	54,54,54,54	0
56	MG	1A	4115	1/1	0.88	0.17	72,72,72,72	0
56	MG	2A	3534	1/1	0.88	0.10	45,45,45,45	0
56	MG	1A	3333	1/1	0.88	0.14	53,53,53,53	0
56	MG	1A	4127	1/1	0.88	0.17	40,40,40,40	0
56	MG	1A	3688	1/1	0.88	0.10	35,35,35,35	0
56	MG	1a	1694	1/1	0.88	0.25	59,59,59,59	0
56	MG	1A	4142	1/1	0.88	0.11	65,65,65,65	0
56	MG	2a	1618	1/1	0.88	0.09	72,72,72,72	0
56	MG	2A	3266	1/1	0.88	0.10	45,45,45,45	0
56	MG	2A	3552	1/1	0.88	0.08	42,42,42,42	0
56	MG	1A	3161	1/1	0.88	0.75	38,38,38,38	0
56	MG	1A	3495	1/1	0.88	0.15	52,52,52,52	0
56	MG	1A	3708	1/1	0.88	0.17	56,56,56,56	0
56	MG	2A	3270	1/1	0.88	0.23	57,57,57,57	0
56	MG	1A	3384	1/1	0.88	0.09	41,41,41,41	0

Continued on next page...

Continued from previous page...

Mol	Type	Chain	Res	Atoms	RSCC	RSR	B-factors(\AA^2)	Q<0.9
56	MG	1A	3728	1/1	0.89	0.13	45,45,45,45	0
56	MG	1A	3228	1/1	0.89	0.24	25,25,25,25	0
56	MG	1A	3027	1/1	0.89	0.09	50,50,50,50	0
56	MG	2T	202	1/1	0.89	0.12	51,51,51,51	0
56	MG	2A	3276	1/1	0.89	0.20	64,64,64,64	0
56	MG	2A	3134	1/1	0.89	0.07	32,32,32,32	0
56	MG	2V	202	1/1	0.89	0.14	51,51,51,51	0
56	MG	2A	3674	1/1	0.89	0.24	49,49,49,49	0
56	MG	2A	3420	1/1	0.89	0.40	55,55,55,55	0
56	MG	1A	3105	1/1	0.89	0.38	37,37,37,37	0
56	MG	20	101	1/1	0.89	0.18	53,53,53,53	0
56	MG	1A	4091	1/1	0.89	0.14	61,61,61,61	0
56	MG	2I	101	1/1	0.89	0.17	62,62,62,62	0
56	MG	2A	3139	1/1	0.89	0.14	51,51,51,51	0
56	MG	1A	3483	1/1	0.89	0.18	61,61,61,61	0
56	MG	1a	1613	1/1	0.89	0.12	68,68,68,68	0
56	MG	2A	3145	1/1	0.89	0.13	57,57,57,57	0
56	MG	1A	3900	1/1	0.89	0.33	36,36,36,36	0
56	MG	1a	1622	1/1	0.89	0.21	59,59,59,59	0
56	MG	1a	1624	1/1	0.89	0.22	47,47,47,47	0
56	MG	1A	4110	1/1	0.89	0.20	36,36,36,36	0
56	MG	2a	1610	1/1	0.89	0.22	61,61,61,61	0
56	MG	2A	3687	1/1	0.89	0.08	28,28,28,28	0
56	MG	2a	1612	1/1	0.89	0.23	71,71,71,71	0
56	MG	2A	3155	1/1	0.89	0.29	47,47,47,47	0
56	MG	1a	1640	1/1	0.89	0.13	66,66,66,66	0
56	MG	1a	1642	1/1	0.89	0.13	58,58,58,58	0
56	MG	1A	3766	1/1	0.89	0.10	38,38,38,38	0
56	MG	2A	3437	1/1	0.89	0.10	66,66,66,66	0
56	MG	2A	3302	1/1	0.89	0.13	61,61,61,61	0
56	MG	1a	1651	1/1	0.89	0.19	40,40,40,40	0
56	MG	1A	3423	1/1	0.89	0.21	47,47,47,47	0
56	MG	2A	3442	1/1	0.89	0.09	59,59,59,59	0
56	MG	2A	3700	1/1	0.89	0.20	65,65,65,65	0
56	MG	2A	3702	1/1	0.89	0.17	73,73,73,73	0
56	MG	1A	3909	1/1	0.89	0.19	78,78,78,78	0
56	MG	1A	3592	1/1	0.89	0.13	34,34,34,34	0
56	MG	1A	3269	1/1	0.89	0.15	43,43,43,43	0
56	MG	2A	3447	1/1	0.89	0.12	71,71,71,71	0
56	MG	2a	1636	1/1	0.89	0.25	49,49,49,49	0
56	MG	2A	3709	1/1	0.89	0.10	52,52,52,52	0
56	MG	1A	3782	1/1	0.89	0.20	59,59,59,59	0

Continued on next page...

Continued from previous page...

Mol	Type	Chain	Res	Atoms	RSCC	RSR	B-factors(\AA^2)	Q<0.9
56	MG	2A	3450	1/1	0.89	0.15	65,65,65,65	0
56	MG	1A	3920	1/1	0.89	0.10	41,41,41,41	0
56	MG	1A	3431	1/1	0.89	0.18	57,57,57,57	0
56	MG	1A	4148	1/1	0.89	0.15	59,59,59,59	0
56	MG	2a	1646	1/1	0.89	0.10	57,57,57,57	0
56	MG	2A	3313	1/1	0.89	0.18	62,62,62,62	0
56	MG	1A	3498	1/1	0.89	0.13	61,61,61,61	0
56	MG	2A	3319	1/1	0.89	0.07	58,58,58,58	0
56	MG	1A	3606	1/1	0.89	0.09	28,28,28,28	0
56	MG	2A	3321	1/1	0.89	0.08	48,48,48,48	0
56	MG	2A	3727	1/1	0.89	0.11	56,56,56,56	0
56	MG	1a	1687	1/1	0.89	0.11	57,57,57,57	0
56	MG	1A	3273	1/1	0.89	0.20	42,42,42,42	0
56	MG	2A	3730	1/1	0.89	0.12	32,32,32,32	0
56	MG	1A	3940	1/1	0.89	0.07	76,76,76,76	0
56	MG	2a	1664	1/1	0.89	0.21	62,62,62,62	0
56	MG	1A	3327	1/1	0.89	0.31	55,55,55,55	0
56	MG	2A	3473	1/1	0.89	0.30	54,54,54,54	0
56	MG	1a	1705	1/1	0.89	0.23	63,63,63,63	0
56	MG	2A	3736	1/1	0.89	0.10	59,59,59,59	0
56	MG	2a	1683	1/1	0.89	0.20	72,72,72,72	0
56	MG	1A	3802	1/1	0.89	0.24	53,53,53,53	0
56	MG	1A	3617	1/1	0.89	0.15	33,33,33,33	0
56	MG	1a	1712	1/1	0.89	0.41	52,52,52,52	0
56	MG	1A	3804	1/1	0.89	0.13	40,40,40,40	0
56	MG	1a	1714	1/1	0.89	0.07	71,71,71,71	0
56	MG	2A	3747	1/1	0.89	0.09	59,59,59,59	0
56	MG	1A	3434	1/1	0.89	0.15	63,63,63,63	0
56	MG	1A	3962	1/1	0.89	0.10	72,72,72,72	0
56	MG	1A	3446	1/1	0.89	0.12	59,59,59,59	0
56	MG	2A	3754	1/1	0.89	0.10	67,67,67,67	0
56	MG	2a	1704	1/1	0.89	0.21	66,66,66,66	0
56	MG	1A	3275	1/1	0.89	0.13	38,38,38,38	0
56	MG	2A	3489	1/1	0.89	0.25	41,41,41,41	0
56	MG	1a	1728	1/1	0.89	0.26	55,55,55,55	0
56	MG	1A	3967	1/1	0.89	0.15	66,66,66,66	0
56	MG	2a	1710	1/1	0.89	0.18	62,62,62,62	0
56	MG	1A	3815	1/1	0.89	0.08	42,42,42,42	0
56	MG	2A	3344	1/1	0.89	0.25	67,67,67,67	0
56	MG	1a	1741	1/1	0.89	0.09	48,48,48,48	0
56	MG	2A	3496	1/1	0.89	0.10	50,50,50,50	0
56	MG	1A	3634	1/1	0.89	0.09	38,38,38,38	0

Continued on next page...

Continued from previous page...

Mol	Type	Chain	Res	Atoms	RSCC	RSR	B-factors(\AA^2)	Q<0.9
56	MG	2A	3773	1/1	0.89	0.09	59,59,59,59	0
56	MG	1A	3635	1/1	0.89	0.13	47,47,47,47	0
56	MG	2a	1720	1/1	0.89	0.17	55,55,55,55	0
56	MG	1A	3211	1/1	0.89	0.24	56,56,56,56	0
56	MG	2A	3046	1/1	0.89	0.16	49,49,49,49	0
56	MG	1A	3517	1/1	0.89	0.12	58,58,58,58	0
56	MG	2A	3352	1/1	0.89	0.14	66,66,66,66	0
56	MG	1A	3823	1/1	0.89	0.12	40,40,40,40	0
56	MG	2A	3790	1/1	0.89	0.08	82,82,82,82	0
56	MG	1a	1782	1/1	0.89	0.09	59,59,59,59	0
56	MG	2A	3354	1/1	0.89	0.11	60,60,60,60	0
56	MG	2A	3217	1/1	0.89	0.15	62,62,62,62	0
56	MG	1A	3984	1/1	0.89	0.11	40,40,40,40	0
56	MG	1A	3344	1/1	0.89	0.20	48,48,48,48	0
56	MG	2A	3522	1/1	0.89	0.14	62,62,62,62	0
56	MG	2A	3524	1/1	0.89	0.14	69,69,69,69	0
56	MG	2A	3525	1/1	0.89	0.07	62,62,62,62	0
56	MG	2A	3530	1/1	0.89	0.15	55,55,55,55	0
56	MG	2a	1769	1/1	0.89	0.08	56,56,56,56	0
56	MG	1a	1818	1/1	0.89	0.17	53,53,53,53	0
56	MG	2A	3811	1/1	0.89	0.08	45,45,45,45	0
56	MG	2A	3812	1/1	0.89	0.15	61,61,61,61	0
56	MG	1A	3519	1/1	0.89	0.18	45,45,45,45	0
56	MG	2A	3055	1/1	0.89	0.09	44,44,44,44	0
56	MG	1A	3345	1/1	0.89	0.15	56,56,56,56	0
56	MG	1A	3132	1/1	0.89	0.18	52,52,52,52	0
56	MG	2A	3829	1/1	0.89	0.10	61,61,61,61	0
56	MG	2A	3836	1/1	0.89	0.08	91,91,91,91	0
56	MG	2A	3058	1/1	0.89	0.11	54,54,54,54	0
56	MG	1A	3193	1/1	0.89	0.43	41,41,41,41	0
56	MG	2a	1791	1/1	0.89	0.22	71,71,71,71	0
56	MG	1a	1841	1/1	0.89	0.09	62,62,62,62	0
56	MG	1b	301	1/1	0.89	0.08	82,82,82,82	0
56	MG	1A	3397	1/1	0.89	0.15	33,33,33,33	0
56	MG	1A	3288	1/1	0.89	0.13	55,55,55,55	0
56	MG	1h	201	1/1	0.89	0.12	64,64,64,64	0
56	MG	1A	3846	1/1	0.89	0.10	35,35,35,35	0
56	MG	2A	3859	1/1	0.89	0.20	47,47,47,47	0
56	MG	2A	3070	1/1	0.89	0.23	58,58,58,58	0
56	MG	1B	204	1/1	0.89	0.17	52,52,52,52	0
56	MG	2A	3374	1/1	0.89	0.11	61,61,61,61	0
56	MG	2A	3575	1/1	0.89	0.09	35,35,35,35	0

Continued on next page...

Continued from previous page...

Mol	Type	Chain	Res	Atoms	RSCC	RSR	B-factors(\AA^2)	Q<0.9
56	MG	1B	211	1/1	0.89	0.11	57,57,57,57	0
56	MG	1w	104	1/1	0.89	0.29	55,55,55,55	0
56	MG	1A	3255	1/1	0.89	0.20	53,53,53,53	0
56	MG	2A	3587	1/1	0.89	0.15	52,52,52,52	0
56	MG	2A	3241	1/1	0.89	0.10	61,61,61,61	0
56	MG	2a	1816	1/1	0.89	0.16	67,67,67,67	0
56	MG	2A	3590	1/1	0.89	0.10	54,54,54,54	0
56	MG	1x	106	1/1	0.89	0.19	66,66,66,66	0
56	MG	2A	3074	1/1	0.89	0.16	60,60,60,60	0
56	MG	2A	3249	1/1	0.89	0.23	64,64,64,64	0
56	MG	1A	3541	1/1	0.89	0.10	53,53,53,53	0
56	MG	1B	229	1/1	0.89	0.09	62,62,62,62	0
56	MG	1A	3685	1/1	0.89	0.10	66,66,66,66	0
56	MG	1B	231	1/1	0.89	0.12	64,64,64,64	0
56	MG	2a	1827	1/1	0.89	0.16	68,68,68,68	0
56	MG	1A	3852	1/1	0.89	0.17	54,54,54,54	0
56	MG	1B	234	1/1	0.89	0.11	67,67,67,67	0
56	MG	1A	3167	1/1	0.89	0.12	36,36,36,36	0
56	MG	1A	3545	1/1	0.89	0.16	53,53,53,53	0
56	MG	1A	3408	1/1	0.89	0.10	53,53,53,53	0
56	MG	1D	312	1/1	0.89	0.16	23,23,23,23	0
56	MG	1A	4065	1/1	0.89	0.32	52,52,52,52	0
56	MG	2A	3117	1/1	0.89	0.14	54,54,54,54	0
56	MG	1A	3863	1/1	0.89	0.19	29,29,29,29	0
56	MG	2A	3263	1/1	0.89	0.07	60,60,60,60	0
56	MG	1G	205	1/1	0.89	0.08	54,54,54,54	0
56	MG	2A	3264	1/1	0.89	0.11	66,66,66,66	0
56	MG	1A	3354	1/1	0.89	0.26	59,59,59,59	0
56	MG	1A	3562	1/1	0.89	0.20	48,48,48,48	0
56	MG	2A	3399	1/1	0.89	0.15	43,43,43,43	0
56	MG	1O	202	1/1	0.89	0.26	62,62,62,62	0
56	MG	2A	3636	1/1	0.89	0.15	62,62,62,62	0
56	MG	2x	102	1/1	0.89	0.20	75,75,75,75	0
56	MG	1A	3870	1/1	0.89	0.10	44,44,44,44	0
56	MG	1Q	204	1/1	0.89	0.07	52,52,52,52	0
56	MG	2E	302	1/1	0.89	0.23	39,39,39,39	0
56	MG	2A	3404	1/1	0.89	0.20	58,58,58,58	0
56	MG	1A	3224	1/1	0.89	0.17	46,46,46,46	0
56	MG	1A	3295	1/1	0.89	0.31	64,64,64,64	0
56	MG	2F	303	1/1	0.89	0.10	49,49,49,49	0
56	MG	1A	4077	1/1	0.89	0.20	56,56,56,56	0
56	MG	2A	3661	1/1	0.89	0.17	44,44,44,44	0

Continued on next page...

Continued from previous page...

Mol	Type	Chain	Res	Atoms	RSCC	RSR	B-factors(\AA^2)	Q<0.9
56	MG	1B	222	1/1	0.90	0.15	51,51,51,51	0
56	MG	1A	4062	1/1	0.90	0.17	61,61,61,61	0
56	MG	1A	3613	1/1	0.90	0.09	12,12,12,12	0
56	MG	2A	3335	1/1	0.90	0.09	61,61,61,61	0
56	MG	1A	3889	1/1	0.90	0.11	58,58,58,58	0
56	MG	2A	3681	1/1	0.90	0.11	55,55,55,55	0
56	MG	1a	1772	1/1	0.90	0.10	53,53,53,53	0
56	MG	2A	3065	1/1	0.90	0.24	54,54,54,54	0
56	MG	1a	1775	1/1	0.90	0.09	59,59,59,59	0
56	MG	1a	1779	1/1	0.90	0.10	72,72,72,72	0
56	MG	2A	3222	1/1	0.90	0.22	63,63,63,63	0
56	MG	1A	3892	1/1	0.90	0.14	43,43,43,43	0
56	MG	1A	3040	1/1	0.90	0.20	57,57,57,57	0
56	MG	2A	3689	1/1	0.90	0.07	59,59,59,59	0
56	MG	2a	1655	1/1	0.90	0.22	63,63,63,63	0
56	MG	2A	3071	1/1	0.90	0.27	61,61,61,61	0
56	MG	2a	1657	1/1	0.90	0.24	53,53,53,53	0
56	MG	1A	3182	1/1	0.90	0.07	68,68,68,68	0
56	MG	2A	3472	1/1	0.90	0.29	56,56,56,56	0
56	MG	2A	3349	1/1	0.90	0.14	69,69,69,69	0
56	MG	1A	3904	1/1	0.90	0.10	43,43,43,43	0
56	MG	1a	1814	1/1	0.90	0.10	84,84,84,84	0
56	MG	2A	3477	1/1	0.90	0.43	56,56,56,56	0
56	MG	1G	204	1/1	0.90	0.07	42,42,42,42	0
56	MG	2A	3701	1/1	0.90	0.07	54,54,54,54	0
56	MG	2a	1676	1/1	0.90	0.22	66,66,66,66	0
56	MG	2a	1681	1/1	0.90	0.14	62,62,62,62	0
56	MG	1a	1827	1/1	0.90	0.19	70,70,70,70	0
56	MG	2a	1685	1/1	0.90	0.14	60,60,60,60	0
56	MG	2A	3078	1/1	0.90	0.10	51,51,51,51	0
56	MG	2A	3082	1/1	0.90	0.24	59,59,59,59	0
56	MG	1N	205	1/1	0.90	0.20	44,44,44,44	0
56	MG	1A	3618	1/1	0.90	0.09	29,29,29,29	0
56	MG	1A	3183	1/1	0.90	0.07	39,39,39,39	0
56	MG	1A	3250	1/1	0.90	0.21	52,52,52,52	0
56	MG	2A	3707	1/1	0.90	0.09	44,44,44,44	0
56	MG	1A	3367	1/1	0.90	0.12	51,51,51,51	0
56	MG	1A	3448	1/1	0.90	0.32	65,65,65,65	0
56	MG	2A	3103	1/1	0.90	0.13	27,27,27,27	0
56	MG	2A	3107	1/1	0.90	0.20	62,62,62,62	0
56	MG	2A	3113	1/1	0.90	0.12	50,50,50,50	0
56	MG	1A	3298	1/1	0.90	0.27	51,51,51,51	0

Continued on next page...

Continued from previous page...

Mol	Type	Chain	Res	Atoms	RSCC	RSR	B-factors(\AA^2)	Q<0.9
56	MG	2A	3717	1/1	0.90	0.15	69,69,69,69	0
56	MG	1m	202	1/1	0.90	0.23	56,56,56,56	0
56	MG	2A	3497	1/1	0.90	0.19	47,47,47,47	0
56	MG	1A	3918	1/1	0.90	0.10	53,53,53,53	0
56	MG	2A	3366	1/1	0.90	0.11	59,59,59,59	0
56	MG	10	103	1/1	0.90	0.13	42,42,42,42	0
56	MG	11	103	1/1	0.90	0.13	67,67,67,67	0
56	MG	1A	3636	1/1	0.90	0.10	21,21,21,21	0
56	MG	1A	3123	1/1	0.90	0.12	42,42,42,42	0
56	MG	2A	3725	1/1	0.90	0.06	49,49,49,49	0
56	MG	1A	4097	1/1	0.90	0.14	60,60,60,60	0
56	MG	1A	3452	1/1	0.90	0.12	40,40,40,40	0
56	MG	2a	1723	1/1	0.90	0.20	66,66,66,66	0
56	MG	2A	3373	1/1	0.90	0.18	65,65,65,65	0
56	MG	1A	3811	1/1	0.90	0.10	39,39,39,39	0
56	MG	2A	3732	1/1	0.90	0.09	62,62,62,62	0
56	MG	1A	3528	1/1	0.90	0.31	43,43,43,43	0
56	MG	1A	3001	1/1	0.90	0.09	34,34,34,34	0
56	MG	2a	1732	1/1	0.90	0.10	62,62,62,62	0
56	MG	1A	4126	1/1	0.90	0.44	41,41,41,41	0
56	MG	2A	3379	1/1	0.90	0.13	58,58,58,58	0
56	MG	1A	3819	1/1	0.90	0.14	49,49,49,49	0
56	MG	1a	1625	1/1	0.90	0.28	57,57,57,57	0
56	MG	1a	1626	1/1	0.90	0.08	44,44,44,44	0
56	MG	1a	1629	1/1	0.90	0.13	59,59,59,59	0
56	MG	2a	1760	1/1	0.90	0.09	81,81,81,81	0
56	MG	1A	3457	1/1	0.90	0.14	40,40,40,40	0
56	MG	1A	3652	1/1	0.90	0.14	37,37,37,37	0
56	MG	2a	1765	1/1	0.90	0.13	69,69,69,69	0
56	MG	1A	3311	1/1	0.90	0.10	41,41,41,41	0
56	MG	1A	3026	1/1	0.90	0.19	43,43,43,43	0
56	MG	2B	205	1/1	0.90	0.19	69,69,69,69	0
56	MG	1A	3958	1/1	0.90	0.09	73,73,73,73	0
56	MG	1A	3203	1/1	0.90	0.11	26,26,26,26	0
56	MG	2A	3272	1/1	0.90	0.23	64,64,64,64	0
56	MG	2A	3761	1/1	0.90	0.16	63,63,63,63	0
56	MG	2A	3140	1/1	0.90	0.23	41,41,41,41	0
56	MG	2B	211	1/1	0.90	0.08	61,61,61,61	0
56	MG	1A	3088	1/1	0.90	0.29	38,38,38,38	0
56	MG	2A	3766	1/1	0.90	0.10	64,64,64,64	0
56	MG	1a	1656	1/1	0.90	0.07	54,54,54,54	0
56	MG	2A	3558	1/1	0.90	0.08	51,51,51,51	0

Continued on next page...

Continued from previous page...

Mol	Type	Chain	Res	Atoms	RSCC	RSR	B-factors(\AA^2)	Q<0.9
56	MG	1A	3261	1/1	0.90	0.15	40,40,40,40	0
56	MG	1A	3005	1/1	0.90	0.10	47,47,47,47	0
56	MG	2a	1793	1/1	0.90	0.10	74,74,74,74	0
56	MG	2A	3006	1/1	0.90	0.16	62,62,62,62	0
56	MG	1A	3400	1/1	0.90	0.17	53,53,53,53	0
56	MG	1A	3975	1/1	0.90	0.07	113,113,113,113	0
56	MG	2E	305	1/1	0.90	0.17	64,64,64,64	0
56	MG	2A	3014	1/1	0.90	0.15	50,50,50,50	0
56	MG	2a	1802	1/1	0.90	0.20	75,75,75,75	0
56	MG	2A	3403	1/1	0.90	0.08	45,45,45,45	0
56	MG	2A	3160	1/1	0.90	0.16	49,49,49,49	0
56	MG	2A	3589	1/1	0.90	0.08	62,62,62,62	0
56	MG	1a	1669	1/1	0.90	0.18	52,52,52,52	0
56	MG	1A	3558	1/1	0.90	0.17	53,53,53,53	0
56	MG	1a	1673	1/1	0.90	0.17	49,49,49,49	0
56	MG	1A	3689	1/1	0.90	0.08	25,25,25,25	0
56	MG	1A	3700	1/1	0.90	0.16	34,34,34,34	0
56	MG	1A	3561	1/1	0.90	0.13	34,34,34,34	0
56	MG	1a	1679	1/1	0.90	0.32	47,47,47,47	0
56	MG	2U	201	1/1	0.90	0.18	44,44,44,44	0
56	MG	1A	3342	1/1	0.90	0.32	37,37,37,37	0
56	MG	2A	3028	1/1	0.90	0.17	52,52,52,52	0
56	MG	1A	3146	1/1	0.90	0.10	39,39,39,39	0
56	MG	2A	3608	1/1	0.90	0.10	47,47,47,47	0
56	MG	2A	3175	1/1	0.90	0.31	59,59,59,59	0
56	MG	1A	3148	1/1	0.90	0.24	27,27,27,27	0
56	MG	1A	3091	1/1	0.90	0.22	51,51,51,51	0
56	MG	2A	3033	1/1	0.90	0.38	54,54,54,54	0
56	MG	1A	3990	1/1	0.90	0.20	65,65,65,65	0
56	MG	1a	1696	1/1	0.90	0.23	39,39,39,39	0
56	MG	1a	1698	1/1	0.90	0.13	42,42,42,42	0
56	MG	2a	1601	1/1	0.90	0.10	57,57,57,57	0
56	MG	1A	3274	1/1	0.90	0.36	37,37,37,37	0
56	MG	1A	3007	1/1	0.90	0.10	37,37,37,37	0
56	MG	1A	3351	1/1	0.90	0.11	53,53,53,53	0
56	MG	2A	3428	1/1	0.90	0.28	58,58,58,58	0
56	MG	1A	3166	1/1	0.90	0.24	51,51,51,51	0
56	MG	2A	3318	1/1	0.90	0.25	62,62,62,62	0
56	MG	2A	3048	1/1	0.90	0.15	52,52,52,52	0
56	MG	1A	3867	1/1	0.90	0.26	38,38,38,38	0
56	MG	1A	3737	1/1	0.90	0.15	66,66,66,66	0
56	MG	2A	3322	1/1	0.90	0.13	59,59,59,59	0

Continued on next page...

Continued from previous page...

Mol	Type	Chain	Res	Atoms	RSCC	RSR	B-factors(\AA^2)	Q<0.9
56	MG	2A	3440	1/1	0.90	0.22	50,50,50,50	0
56	MG	2v	101	1/1	0.90	0.16	54,54,54,54	0
56	MG	1B	201	1/1	0.90	0.09	53,53,53,53	0
56	MG	1B	202	1/1	0.90	0.15	59,59,59,59	0
56	MG	1A	3035	1/1	0.90	0.09	41,41,41,41	0
56	MG	1A	4037	1/1	0.90	0.10	42,42,42,42	0
56	MG	1A	3103	1/1	0.90	0.14	60,60,60,60	0
56	MG	1A	3231	1/1	0.90	0.13	51,51,51,51	0
56	MG	1A	3233	1/1	0.90	0.10	65,65,65,65	0
56	MG	2A	3204	1/1	0.90	0.19	53,53,53,53	0
56	MG	2a	1626	1/1	0.90	0.12	64,64,64,64	0
56	MG	1A	3427	1/1	0.90	0.12	52,52,52,52	0
56	MG	2A	3451	1/1	0.90	0.07	61,61,61,61	0
56	MG	1A	3428	1/1	0.90	0.11	41,41,41,41	0
56	MG	1a	1747	1/1	0.90	0.12	49,49,49,49	0
56	MG	1a	1711	1/1	0.91	0.18	39,39,39,39	0
56	MG	2A	3034	1/1	0.91	0.28	34,34,34,34	0
56	MG	1A	3858	1/1	0.91	0.14	30,30,30,30	0
56	MG	1A	3212	1/1	0.91	0.28	54,54,54,54	0
56	MG	1A	3047	1/1	0.91	0.16	31,31,31,31	0
56	MG	1A	3608	1/1	0.91	0.10	36,36,36,36	0
56	MG	2a	1623	1/1	0.91	0.21	56,56,56,56	0
56	MG	2A	3631	1/1	0.91	0.16	53,53,53,53	0
56	MG	1a	1720	1/1	0.91	0.20	51,51,51,51	0
56	MG	1A	3864	1/1	0.91	0.37	41,41,41,41	0
56	MG	2A	3858	1/1	0.91	0.06	66,66,66,66	0
56	MG	1A	4016	1/1	0.91	0.12	58,58,58,58	0
56	MG	2A	3860	1/1	0.91	0.11	36,36,36,36	0
56	MG	2A	3188	1/1	0.91	0.06	72,72,72,72	0
56	MG	2a	1635	1/1	0.91	0.27	51,51,51,51	0
56	MG	1A	3757	1/1	0.91	0.11	40,40,40,40	0
56	MG	1A	3361	1/1	0.91	0.12	57,57,57,57	0
56	MG	2A	3644	1/1	0.91	0.12	53,53,53,53	0
56	MG	1B	205	1/1	0.91	0.24	57,57,57,57	0
56	MG	1A	3765	1/1	0.91	0.09	58,58,58,58	0
56	MG	2A	3443	1/1	0.91	0.09	48,48,48,48	0
56	MG	1A	3248	1/1	0.91	0.08	41,41,41,41	0
56	MG	2a	1644	1/1	0.91	0.14	55,55,55,55	0
56	MG	1a	1754	1/1	0.91	0.16	58,58,58,58	0
56	MG	1A	3770	1/1	0.91	0.09	39,39,39,39	0
56	MG	1A	3521	1/1	0.91	0.35	44,44,44,44	0
56	MG	1B	218	1/1	0.91	0.12	42,42,42,42	0

Continued on next page...

Continued from previous page...

Mol	Type	Chain	Res	Atoms	RSCC	RSR	B-factors(\AA^2)	Q<0.9
56	MG	1a	1765	1/1	0.91	0.10	60,60,60,60	0
56	MG	1a	1766	1/1	0.91	0.09	53,53,53,53	0
56	MG	2A	3197	1/1	0.91	0.15	40,40,40,40	0
56	MG	1A	3522	1/1	0.91	0.25	43,43,43,43	0
56	MG	2A	3449	1/1	0.91	0.26	57,57,57,57	0
56	MG	1A	3188	1/1	0.91	0.13	30,30,30,30	0
56	MG	1A	4056	1/1	0.91	0.10	48,48,48,48	0
56	MG	1A	3884	1/1	0.91	0.09	22,22,22,22	0
56	MG	1A	3464	1/1	0.91	0.27	65,65,65,65	0
56	MG	2a	1662	1/1	0.91	0.17	51,51,51,51	0
56	MG	1A	3785	1/1	0.91	0.13	17,17,17,17	0
56	MG	2a	1665	1/1	0.91	0.24	55,55,55,55	0
56	MG	2a	1666	1/1	0.91	0.09	60,60,60,60	0
56	MG	2A	3214	1/1	0.91	0.10	49,49,49,49	0
56	MG	1A	3527	1/1	0.91	0.20	37,37,37,37	0
56	MG	1A	3791	1/1	0.91	0.13	40,40,40,40	0
56	MG	2a	1673	1/1	0.91	0.18	53,53,53,53	0
56	MG	2A	3458	1/1	0.91	0.14	58,58,58,58	0
56	MG	2A	3683	1/1	0.91	0.09	78,78,78,78	0
56	MG	1A	3893	1/1	0.91	0.17	48,48,48,48	0
56	MG	2a	1682	1/1	0.91	0.27	68,68,68,68	0
56	MG	1A	3159	1/1	0.91	0.19	33,33,33,33	0
56	MG	2A	3686	1/1	0.91	0.13	64,64,64,64	0
56	MG	1A	3366	1/1	0.91	0.26	78,78,78,78	0
56	MG	2A	3463	1/1	0.91	0.22	54,54,54,54	0
56	MG	2A	3073	1/1	0.91	0.18	55,55,55,55	0
56	MG	1A	3903	1/1	0.91	0.09	20,20,20,20	0
56	MG	1a	1823	1/1	0.91	0.08	43,43,43,43	0
56	MG	1a	1826	1/1	0.91	0.17	62,62,62,62	0
56	MG	2A	3693	1/1	0.91	0.20	63,63,63,63	0
56	MG	1A	3170	1/1	0.91	0.07	43,43,43,43	0
56	MG	1I	201	1/1	0.91	0.10	60,60,60,60	0
56	MG	2A	3351	1/1	0.91	0.25	64,64,64,64	0
56	MG	1A	3368	1/1	0.91	0.17	53,53,53,53	0
56	MG	2A	3697	1/1	0.91	0.09	65,65,65,65	0
56	MG	2A	3084	1/1	0.91	0.15	48,48,48,48	0
56	MG	1A	4078	1/1	0.91	0.14	45,45,45,45	0
56	MG	1A	3906	1/1	0.91	0.10	58,58,58,58	0
56	MG	1A	4080	1/1	0.91	0.14	58,58,58,58	0
56	MG	1a	1840	1/1	0.91	0.09	54,54,54,54	0
56	MG	1Q	201	1/1	0.91	0.17	37,37,37,37	0
56	MG	1a	1842	1/1	0.91	0.25	58,58,58,58	0

Continued on next page...

Continued from previous page...

Mol	Type	Chain	Res	Atoms	RSCC	RSR	B-factors(\AA^2)	Q<0.9
56	MG	1A	3256	1/1	0.91	0.20	64,64,64,64	0
56	MG	1T	201	1/1	0.91	0.12	54,54,54,54	0
56	MG	1A	3142	1/1	0.91	0.12	43,43,43,43	0
56	MG	2A	3102	1/1	0.91	0.19	43,43,43,43	0
56	MG	1U	205	1/1	0.91	0.18	49,49,49,49	0
56	MG	2A	3361	1/1	0.91	0.13	49,49,49,49	0
56	MG	1r	101	1/1	0.91	0.09	70,70,70,70	0
56	MG	1A	3374	1/1	0.91	0.10	43,43,43,43	0
56	MG	2A	3708	1/1	0.91	0.11	59,59,59,59	0
56	MG	2A	3105	1/1	0.91	0.13	57,57,57,57	0
56	MG	1Z	302	1/1	0.91	0.11	52,52,52,52	0
56	MG	1A	3204	1/1	0.91	0.11	49,49,49,49	0
56	MG	2A	3108	1/1	0.91	0.15	61,61,61,61	0
56	MG	1A	3807	1/1	0.91	0.08	41,41,41,41	0
56	MG	10	106	1/1	0.91	0.07	44,44,44,44	0
56	MG	2A	3251	1/1	0.91	0.35	64,64,64,64	0
56	MG	1A	3429	1/1	0.91	0.21	53,53,53,53	0
56	MG	2a	1745	1/1	0.91	0.10	54,54,54,54	0
56	MG	1A	3663	1/1	0.91	0.12	61,61,61,61	0
56	MG	1A	3115	1/1	0.91	0.07	41,41,41,41	0
56	MG	1x	107	1/1	0.91	0.24	54,54,54,54	0
56	MG	2A	3118	1/1	0.91	0.16	56,56,56,56	0
56	MG	1A	3813	1/1	0.91	0.08	27,27,27,27	0
56	MG	1A	3550	1/1	0.91	0.20	51,51,51,51	0
56	MG	1A	4122	1/1	0.91	0.08	35,35,35,35	0
56	MG	1A	3163	1/1	0.91	0.10	44,44,44,44	0
56	MG	2A	3726	1/1	0.91	0.08	70,70,70,70	0
56	MG	2A	3513	1/1	0.91	0.06	61,61,61,61	0
56	MG	1A	3389	1/1	0.91	0.56	45,45,45,45	0
56	MG	1A	3487	1/1	0.91	0.10	45,45,45,45	0
56	MG	2A	3265	1/1	0.91	0.06	53,53,53,53	0
56	MG	2A	3523	1/1	0.91	0.27	36,36,36,36	0
56	MG	1A	3164	1/1	0.91	0.13	32,32,32,32	0
56	MG	1a	1628	1/1	0.91	0.30	55,55,55,55	0
56	MG	1A	3490	1/1	0.91	0.12	45,45,45,45	0
56	MG	2A	3526	1/1	0.91	0.17	61,61,61,61	0
56	MG	1a	1632	1/1	0.91	0.28	62,62,62,62	0
56	MG	1A	4144	1/1	0.91	0.11	46,46,46,46	0
56	MG	1a	1636	1/1	0.91	0.19	51,51,51,51	0
56	MG	2A	3740	1/1	0.91	0.10	50,50,50,50	0
56	MG	1A	3442	1/1	0.91	0.13	40,40,40,40	0
56	MG	1A	3445	1/1	0.91	0.11	51,51,51,51	0

Continued on next page...

Continued from previous page...

Mol	Type	Chain	Res	Atoms	RSCC	RSR	B-factors(\AA^2)	Q<0.9
56	MG	2A	3539	1/1	0.91	0.11	50,50,50,50	0
56	MG	1A	3826	1/1	0.91	0.14	57,57,57,57	0
56	MG	1A	3959	1/1	0.91	0.09	69,69,69,69	0
56	MG	1A	3960	1/1	0.91	0.10	38,38,38,38	0
56	MG	1A	3692	1/1	0.91	0.17	53,53,53,53	0
56	MG	2B	219	1/1	0.91	0.10	77,77,77,77	0
56	MG	2B	220	1/1	0.91	0.24	63,63,63,63	0
56	MG	2A	3550	1/1	0.91	0.09	52,52,52,52	0
56	MG	2D	303	1/1	0.91	0.12	67,67,67,67	0
56	MG	2A	3760	1/1	0.91	0.24	52,52,52,52	0
56	MG	2E	304	1/1	0.91	0.08	58,58,58,58	0
56	MG	1A	3830	1/1	0.91	0.18	53,53,53,53	0
56	MG	2E	306	1/1	0.91	0.14	47,47,47,47	0
56	MG	2A	3557	1/1	0.91	0.11	56,56,56,56	0
56	MG	1A	3832	1/1	0.91	0.09	60,60,60,60	0
56	MG	2A	3008	1/1	0.91	0.08	38,38,38,38	0
56	MG	2A	3398	1/1	0.91	0.14	56,56,56,56	0
56	MG	2a	1820	1/1	0.91	0.19	57,57,57,57	0
56	MG	2F	304	1/1	0.91	0.14	58,58,58,58	0
56	MG	2A	3151	1/1	0.91	0.12	51,51,51,51	0
56	MG	2A	3565	1/1	0.91	0.20	56,56,56,56	0
56	MG	2A	3568	1/1	0.91	0.16	57,57,57,57	0
56	MG	2A	3400	1/1	0.91	0.09	44,44,44,44	0
56	MG	1a	1667	1/1	0.91	0.20	73,73,73,73	0
56	MG	1A	3265	1/1	0.91	0.31	48,48,48,48	0
56	MG	2A	3578	1/1	0.91	0.10	55,55,55,55	0
56	MG	1A	3969	1/1	0.91	0.10	20,20,20,20	0
56	MG	2U	202	1/1	0.91	0.05	50,50,50,50	0
56	MG	2d	301	1/1	0.91	0.22	43,43,43,43	0
56	MG	2A	3777	1/1	0.91	0.12	66,66,66,66	0
56	MG	2A	3583	1/1	0.91	0.08	37,37,37,37	0
56	MG	2A	3784	1/1	0.91	0.08	47,47,47,47	0
56	MG	2A	3156	1/1	0.91	0.22	51,51,51,51	0
56	MG	2A	3286	1/1	0.91	0.10	46,46,46,46	0
56	MG	1A	3703	1/1	0.91	0.11	39,39,39,39	0
56	MG	2A	3291	1/1	0.91	0.22	47,47,47,47	0
56	MG	2A	3794	1/1	0.91	0.16	79,79,79,79	0
56	MG	1A	3500	1/1	0.91	0.20	58,58,58,58	0
56	MG	25	101	1/1	0.91	0.15	64,64,64,64	0
56	MG	2A	3597	1/1	0.91	0.11	66,66,66,66	0
56	MG	1A	3238	1/1	0.91	0.18	43,43,43,43	0
56	MG	1a	1690	1/1	0.91	0.21	40,40,40,40	0

Continued on next page...

Continued from previous page...

Mol	Type	Chain	Res	Atoms	RSCC	RSR	B-factors(\AA^2)	Q<0.9
56	MG	1a	1691	1/1	0.91	0.15	62,62,62,62	0
56	MG	1A	3589	1/1	0.91	0.18	32,32,32,32	0
56	MG	2A	3601	1/1	0.91	0.13	45,45,45,45	0
56	MG	1A	3268	1/1	0.91	0.15	43,43,43,43	0
56	MG	2a	1608	1/1	0.91	0.06	74,74,74,74	0
56	MG	2A	3027	1/1	0.91	0.26	45,45,45,45	0
56	MG	1A	3711	1/1	0.91	0.13	39,39,39,39	0
56	MG	1A	3242	1/1	0.91	0.10	47,47,47,47	0
56	MG	1A	3356	1/1	0.91	0.10	46,46,46,46	0
56	MG	1A	3596	1/1	0.91	0.10	37,37,37,37	0
56	MG	1A	3453	1/1	0.91	0.14	49,49,49,49	0
56	MG	2A	3620	1/1	0.91	0.09	56,56,56,56	0
56	MG	1a	1680	1/1	0.92	0.24	48,48,48,48	0
56	MG	1A	3507	1/1	0.92	0.16	32,32,32,32	0
56	MG	2A	3782	1/1	0.92	0.09	67,67,67,67	0
56	MG	1A	3150	1/1	0.92	0.23	34,34,34,34	0
56	MG	1A	3151	1/1	0.92	0.16	44,44,44,44	0
56	MG	1A	3267	1/1	0.92	0.10	38,38,38,38	0
56	MG	2A	3789	1/1	0.92	0.07	43,43,43,43	0
56	MG	1a	1689	1/1	0.92	0.31	67,67,67,67	0
56	MG	2A	3566	1/1	0.92	0.10	51,51,51,51	0
56	MG	2A	3066	1/1	0.92	0.25	51,51,51,51	0
56	MG	2A	3573	1/1	0.92	0.09	46,46,46,46	0
56	MG	1A	3232	1/1	0.92	0.16	44,44,44,44	0
56	MG	1A	4021	1/1	0.92	0.09	69,69,69,69	0
56	MG	1A	4028	1/1	0.92	0.07	31,31,31,31	0
56	MG	2A	3245	1/1	0.92	0.19	59,59,59,59	0
56	MG	1a	1702	1/1	0.92	0.28	56,56,56,56	0
56	MG	1A	3157	1/1	0.92	0.08	63,63,63,63	0
56	MG	1A	3847	1/1	0.92	0.08	46,46,46,46	0
56	MG	1A	4040	1/1	0.92	0.10	54,54,54,54	0
56	MG	2A	3806	1/1	0.92	0.08	74,74,74,74	0
56	MG	1a	1709	1/1	0.92	0.22	41,41,41,41	0
56	MG	2A	3076	1/1	0.92	0.10	40,40,40,40	0
56	MG	1A	3271	1/1	0.92	0.20	49,49,49,49	0
56	MG	1A	3272	1/1	0.92	0.27	54,54,54,54	0
56	MG	2A	3594	1/1	0.92	0.11	38,38,38,38	0
56	MG	2a	1629	1/1	0.92	0.12	62,62,62,62	0
56	MG	1A	3074	1/1	0.92	0.25	58,58,58,58	0
56	MG	2A	3820	1/1	0.92	0.07	49,49,49,49	0
56	MG	2a	1634	1/1	0.92	0.17	47,47,47,47	0
56	MG	1A	3078	1/1	0.92	0.20	31,31,31,31	0

Continued on next page...

Continued from previous page...

Mol	Type	Chain	Res	Atoms	RSCC	RSR	B-factors(\AA^2)	Q<0.9
56	MG	1A	3854	1/1	0.92	0.10	57,57,57,57	0
56	MG	2A	3830	1/1	0.92	0.12	46,46,46,46	0
56	MG	1A	3525	1/1	0.92	0.16	40,40,40,40	0
56	MG	2a	1639	1/1	0.92	0.17	63,63,63,63	0
56	MG	1A	3240	1/1	0.92	0.23	41,41,41,41	0
56	MG	1A	3436	1/1	0.92	0.34	38,38,38,38	0
56	MG	2A	3844	1/1	0.92	0.08	51,51,51,51	0
56	MG	2A	3101	1/1	0.92	0.21	57,57,57,57	0
56	MG	1a	1735	1/1	0.92	0.08	35,35,35,35	0
56	MG	1A	3691	1/1	0.92	0.14	24,24,24,24	0
56	MG	1A	3438	1/1	0.92	0.19	37,37,37,37	0
56	MG	2A	3855	1/1	0.92	0.29	49,49,49,49	0
56	MG	1A	3277	1/1	0.92	0.23	31,31,31,31	0
56	MG	2A	3616	1/1	0.92	0.07	47,47,47,47	0
56	MG	1A	3535	1/1	0.92	0.22	56,56,56,56	0
56	MG	1A	4069	1/1	0.92	0.19	30,30,30,30	0
56	MG	1a	1749	1/1	0.92	0.09	53,53,53,53	0
56	MG	2A	3622	1/1	0.92	0.15	61,61,61,61	0
56	MG	2A	3413	1/1	0.92	0.16	55,55,55,55	0
56	MG	2a	1658	1/1	0.92	0.14	73,73,73,73	0
56	MG	2A	3112	1/1	0.92	0.24	56,56,56,56	0
56	MG	2A	3418	1/1	0.92	0.17	66,66,66,66	0
56	MG	1A	3281	1/1	0.92	0.18	46,46,46,46	0
56	MG	1A	3241	1/1	0.92	0.11	47,47,47,47	0
56	MG	2a	1663	1/1	0.92	0.10	77,77,77,77	0
56	MG	1B	210	1/1	0.92	0.09	48,48,48,48	0
56	MG	2A	3421	1/1	0.92	0.10	61,61,61,61	0
56	MG	1A	3197	1/1	0.92	0.13	37,37,37,37	0
56	MG	1A	3363	1/1	0.92	0.11	61,61,61,61	0
56	MG	1A	3543	1/1	0.92	0.29	46,46,46,46	0
56	MG	1A	3243	1/1	0.92	0.27	51,51,51,51	0
56	MG	1A	3286	1/1	0.92	0.25	59,59,59,59	0
56	MG	1A	3287	1/1	0.92	0.15	54,54,54,54	0
56	MG	2A	3281	1/1	0.92	0.17	55,55,55,55	0
56	MG	2a	1678	1/1	0.92	0.18	57,57,57,57	0
56	MG	2A	3429	1/1	0.92	0.15	52,52,52,52	0
56	MG	1a	1788	1/1	0.92	0.10	57,57,57,57	0
56	MG	1A	3244	1/1	0.92	0.14	60,60,60,60	0
56	MG	1A	3019	1/1	0.92	0.27	48,48,48,48	0
56	MG	2a	1687	1/1	0.92	0.29	70,70,70,70	0
56	MG	1a	1794	1/1	0.92	0.18	83,83,83,83	0
56	MG	2A	3665	1/1	0.92	0.13	53,53,53,53	0

Continued on next page...

Continued from previous page...

Mol	Type	Chain	Res	Atoms	RSCC	RSR	B-factors(\AA^2)	Q<0.9
56	MG	1A	3553	1/1	0.92	0.11	46,46,46,46	0
56	MG	2a	1693	1/1	0.92	0.16	46,46,46,46	0
56	MG	1B	232	1/1	0.92	0.06	65,65,65,65	0
56	MG	1A	3752	1/1	0.92	0.08	35,35,35,35	0
56	MG	1A	4095	1/1	0.92	0.24	54,54,54,54	0
56	MG	1A	3554	1/1	0.92	0.23	48,48,48,48	0
56	MG	2A	3132	1/1	0.92	0.29	54,54,54,54	0
56	MG	2a	1700	1/1	0.92	0.10	62,62,62,62	0
56	MG	1D	310	1/1	0.92	0.21	47,47,47,47	0
56	MG	1a	1822	1/1	0.92	0.10	69,69,69,69	0
56	MG	1A	3755	1/1	0.92	0.10	31,31,31,31	0
56	MG	1a	1825	1/1	0.92	0.06	74,74,74,74	0
56	MG	2a	1706	1/1	0.92	0.14	65,65,65,65	0
56	MG	1A	3290	1/1	0.92	0.22	49,49,49,49	0
56	MG	1A	3759	1/1	0.92	0.08	27,27,27,27	0
56	MG	2A	3137	1/1	0.92	0.07	55,55,55,55	0
56	MG	1F	304	1/1	0.92	0.10	52,52,52,52	0
56	MG	1A	3370	1/1	0.92	0.15	46,46,46,46	0
56	MG	1A	3762	1/1	0.92	0.14	29,29,29,29	0
56	MG	1A	3246	1/1	0.92	0.22	42,42,42,42	0
56	MG	1A	3059	1/1	0.92	0.16	48,48,48,48	0
56	MG	2a	1715	1/1	0.92	0.07	46,46,46,46	0
56	MG	1A	4130	1/1	0.92	0.64	39,39,39,39	0
56	MG	1a	1837	1/1	0.92	0.13	79,79,79,79	0
56	MG	1A	4135	1/1	0.92	0.14	42,42,42,42	0
56	MG	1A	3043	1/1	0.92	0.23	27,27,27,27	0
56	MG	1A	3572	1/1	0.92	0.19	37,37,37,37	0
56	MG	2a	1722	1/1	0.92	0.10	49,49,49,49	0
56	MG	2A	3311	1/1	0.92	0.09	61,61,61,61	0
56	MG	2a	1724	1/1	0.92	0.22	57,57,57,57	0
56	MG	2A	3154	1/1	0.92	0.27	63,63,63,63	0
56	MG	1a	1844	1/1	0.92	0.17	46,46,46,46	0
56	MG	1A	3574	1/1	0.92	0.10	33,33,33,33	0
56	MG	2A	3316	1/1	0.92	0.21	66,66,66,66	0
56	MG	1A	3130	1/1	0.92	0.10	35,35,35,35	0
56	MG	2a	1731	1/1	0.92	0.17	72,72,72,72	0
56	MG	1A	3916	1/1	0.92	0.10	22,22,22,22	0
56	MG	1l	201	1/1	0.92	0.18	42,42,42,42	0
56	MG	2a	1735	1/1	0.92	0.09	66,66,66,66	0
56	MG	1A	3044	1/1	0.92	0.30	38,38,38,38	0
56	MG	1A	3252	1/1	0.92	0.15	33,33,33,33	0
56	MG	2a	1740	1/1	0.92	0.08	69,69,69,69	0

Continued on next page...

Continued from previous page...

Mol	Type	Chain	Res	Atoms	RSCC	RSR	B-factors(Å ²)	Q<0.9
56	MG	1A	3788	1/1	0.92	0.07	38,38,38,38	0
56	MG	2A	3698	1/1	0.92	0.08	52,52,52,52	0
56	MG	2A	3465	1/1	0.92	0.23	33,33,33,33	0
56	MG	2a	1751	1/1	0.92	0.09	58,58,58,58	0
56	MG	1A	3169	1/1	0.92	0.10	50,50,50,50	0
56	MG	1A	3933	1/1	0.92	0.13	37,37,37,37	0
56	MG	1A	3470	1/1	0.92	0.10	54,54,54,54	0
56	MG	1A	3792	1/1	0.92	0.06	29,29,29,29	0
56	MG	1Y	203	1/1	0.92	0.37	57,57,57,57	0
56	MG	2a	1766	1/1	0.92	0.13	60,60,60,60	0
56	MG	2A	3168	1/1	0.92	0.09	51,51,51,51	0
56	MG	1A	3587	1/1	0.92	0.10	51,51,51,51	0
56	MG	2A	3172	1/1	0.92	0.22	49,49,49,49	0
56	MG	1A	3943	1/1	0.92	0.10	58,58,58,58	0
56	MG	2A	3011	1/1	0.92	0.07	47,47,47,47	0
56	MG	10	107	1/1	0.92	0.20	67,67,67,67	0
56	MG	1A	3310	1/1	0.92	0.17	41,41,41,41	0
56	MG	2A	3484	1/1	0.92	0.26	54,54,54,54	0
56	MG	1x	110	1/1	0.92	0.20	49,49,49,49	0
56	MG	2A	3016	1/1	0.92	0.27	53,53,53,53	0
56	MG	2a	1785	1/1	0.92	0.12	53,53,53,53	0
56	MG	2A	3333	1/1	0.92	0.13	59,59,59,59	0
56	MG	1A	3798	1/1	0.92	0.09	52,52,52,52	0
56	MG	15	105	1/1	0.92	0.09	36,36,36,36	0
56	MG	1A	3215	1/1	0.92	0.17	44,44,44,44	0
56	MG	17	102	1/1	0.92	0.15	57,57,57,57	0
56	MG	18	102	1/1	0.92	0.13	38,38,38,38	0
56	MG	2a	1794	1/1	0.92	0.10	74,74,74,74	0
56	MG	1a	1602	1/1	0.92	0.17	42,42,42,42	0
56	MG	2A	3342	1/1	0.92	0.17	41,41,41,41	0
56	MG	1a	1606	1/1	0.92	0.14	50,50,50,50	0
56	MG	1A	3476	1/1	0.92	0.09	38,38,38,38	0
56	MG	2A	3495	1/1	0.92	0.23	51,51,51,51	0
56	MG	1A	3396	1/1	0.92	0.21	36,36,36,36	0
56	MG	1a	1614	1/1	0.92	0.26	43,43,43,43	0
56	MG	2a	1805	1/1	0.92	0.23	63,63,63,63	0
56	MG	1A	3028	1/1	0.92	0.22	68,68,68,68	0
56	MG	1A	3604	1/1	0.92	0.08	27,27,27,27	0
56	MG	1A	3480	1/1	0.92	0.23	44,44,44,44	0
56	MG	1A	3319	1/1	0.92	0.16	55,55,55,55	0
56	MG	1A	3320	1/1	0.92	0.24	51,51,51,51	0
56	MG	2A	3503	1/1	0.92	0.29	60,60,60,60	0

Continued on next page...

Continued from previous page...

Mol	Type	Chain	Res	Atoms	RSCC	RSR	B-factors(\AA^2)	Q<0.9
56	MG	1A	3809	1/1	0.92	0.07	23,23,23,23	0
56	MG	2A	3505	1/1	0.92	0.18	54,54,54,54	0
56	MG	1A	3402	1/1	0.92	0.11	43,43,43,43	0
56	MG	2A	3507	1/1	0.92	0.13	50,50,50,50	0
56	MG	1A	3609	1/1	0.92	0.16	45,45,45,45	0
56	MG	2A	3196	1/1	0.92	0.06	40,40,40,40	0
56	MG	2A	3035	1/1	0.92	0.30	39,39,39,39	0
56	MG	1a	1639	1/1	0.92	0.22	60,60,60,60	0
56	MG	2E	301	1/1	0.92	0.14	51,51,51,51	0
56	MG	1A	3052	1/1	0.92	0.20	36,36,36,36	0
56	MG	2A	3741	1/1	0.92	0.07	49,49,49,49	0
56	MG	1a	1643	1/1	0.92	0.13	60,60,60,60	0
56	MG	1A	3488	1/1	0.92	0.20	43,43,43,43	0
56	MG	2A	3201	1/1	0.92	0.28	43,43,43,43	0
56	MG	1a	1646	1/1	0.92	0.24	50,50,50,50	0
56	MG	2A	3519	1/1	0.92	0.14	50,50,50,50	0
56	MG	1A	3259	1/1	0.92	0.11	60,60,60,60	0
56	MG	2A	3043	1/1	0.92	0.10	63,63,63,63	0
56	MG	2d	302	1/1	0.92	0.06	57,57,57,57	0
56	MG	2A	3208	1/1	0.92	0.37	70,70,70,70	0
56	MG	2A	3209	1/1	0.92	0.15	49,49,49,49	0
56	MG	2P	202	1/1	0.92	0.26	47,47,47,47	0
56	MG	1A	3407	1/1	0.92	0.09	45,45,45,45	0
56	MG	2A	3756	1/1	0.92	0.09	71,71,71,71	0
56	MG	2A	3529	1/1	0.92	0.09	67,67,67,67	0
56	MG	2A	3045	1/1	0.92	0.10	64,64,64,64	0
56	MG	1A	3494	1/1	0.92	0.08	58,58,58,58	0
56	MG	2A	3535	1/1	0.92	0.12	35,35,35,35	0
56	MG	1A	3328	1/1	0.92	0.24	56,56,56,56	0
56	MG	2U	204	1/1	0.92	0.15	57,57,57,57	0
56	MG	2A	3767	1/1	0.92	0.08	34,34,34,34	0
56	MG	1A	3179	1/1	0.92	0.11	44,44,44,44	0
56	MG	1A	3053	1/1	0.92	0.07	51,51,51,51	0
56	MG	1A	3499	1/1	0.92	0.15	42,42,42,42	0
56	MG	1A	3337	1/1	0.92	0.17	35,35,35,35	0
56	MG	1a	1670	1/1	0.92	0.19	49,49,49,49	0
56	MG	1A	3263	1/1	0.92	0.17	59,59,59,59	0
56	MG	1A	3415	1/1	0.92	0.19	59,59,59,59	0
56	MG	1A	4004	1/1	0.92	0.09	38,38,38,38	0
56	MG	1A	4006	1/1	0.92	0.09	74,74,74,74	0
56	MG	25	102	1/1	0.92	0.30	43,43,43,43	0
56	MG	25	103	1/1	0.92	0.17	51,51,51,51	0

Continued on next page...

Continued from previous page...

Mol	Type	Chain	Res	Atoms	RSCC	RSR	B-factors(\AA^2)	Q<0.9
56	MG	1A	3073	1/1	0.92	0.18	30,30,30,30	0
56	MG	2A	3780	1/1	0.92	0.11	35,35,35,35	0
56	MG	1a	1703	1/1	0.93	0.12	38,38,38,38	0
56	MG	2A	3850	1/1	0.93	0.12	51,51,51,51	0
56	MG	2A	3851	1/1	0.93	0.10	73,73,73,73	0
56	MG	1A	3740	1/1	0.93	0.08	44,44,44,44	0
56	MG	1A	3745	1/1	0.93	0.09	57,57,57,57	0
56	MG	2A	3857	1/1	0.93	0.20	50,50,50,50	0
56	MG	1A	3988	1/1	0.93	0.11	23,23,23,23	0
56	MG	2A	3646	1/1	0.93	0.10	42,42,42,42	0
56	MG	1A	3749	1/1	0.93	0.14	37,37,37,37	0
56	MG	1A	3998	1/1	0.93	0.08	24,24,24,24	0
56	MG	1A	4001	1/1	0.93	0.07	30,30,30,30	0
56	MG	2A	3654	1/1	0.93	0.09	36,36,36,36	0
56	MG	1a	1716	1/1	0.93	0.18	56,56,56,56	0
56	MG	2A	3656	1/1	0.93	0.08	33,33,33,33	0
56	MG	1a	1718	1/1	0.93	0.08	56,56,56,56	0
56	MG	1A	3180	1/1	0.93	0.14	47,47,47,47	0
56	MG	2A	3663	1/1	0.93	0.17	34,34,34,34	0
56	MG	2A	3032	1/1	0.93	0.22	36,36,36,36	0
56	MG	2A	3666	1/1	0.93	0.11	37,37,37,37	0
56	MG	2A	3667	1/1	0.93	0.10	45,45,45,45	0
56	MG	1A	3420	1/1	0.93	0.20	49,49,49,49	0
56	MG	1A	3859	1/1	0.93	0.13	28,28,28,28	0
56	MG	1a	1730	1/1	0.93	0.13	55,55,55,55	0
56	MG	1a	1731	1/1	0.93	0.08	60,60,60,60	0
56	MG	2A	3180	1/1	0.93	0.12	42,42,42,42	0
56	MG	1A	3300	1/1	0.93	0.08	32,32,32,32	0
56	MG	1A	3756	1/1	0.93	0.12	26,26,26,26	0
56	MG	1A	3375	1/1	0.93	0.38	37,37,37,37	0
56	MG	1A	3113	1/1	0.93	0.10	31,31,31,31	0
56	MG	1B	224	1/1	0.93	0.10	59,59,59,59	0
56	MG	1A	3381	1/1	0.93	0.07	52,52,52,52	0
56	MG	1A	3866	1/1	0.93	0.17	28,28,28,28	0
56	MG	1A	3533	1/1	0.93	0.13	28,28,28,28	0
56	MG	2A	3469	1/1	0.93	0.20	39,39,39,39	0
56	MG	1a	1756	1/1	0.93	0.26	66,66,66,66	0
56	MG	1A	3382	1/1	0.93	0.08	48,48,48,48	0
56	MG	2a	1654	1/1	0.93	0.10	79,79,79,79	0
56	MG	1A	4033	1/1	0.93	0.14	24,24,24,24	0
56	MG	2A	3682	1/1	0.93	0.16	55,55,55,55	0
56	MG	1a	1762	1/1	0.93	0.09	62,62,62,62	0

Continued on next page...

Continued from previous page...

Mol	Type	Chain	Res	Atoms	RSCC	RSR	B-factors(\AA^2)	Q<0.9
56	MG	2A	3049	1/1	0.93	0.15	60,60,60,60	0
56	MG	1A	3017	1/1	0.93	0.10	55,55,55,55	0
56	MG	1B	237	1/1	0.93	0.06	37,37,37,37	0
56	MG	2A	3476	1/1	0.93	0.11	47,47,47,47	0
56	MG	1A	3309	1/1	0.93	0.26	48,48,48,48	0
56	MG	1A	3539	1/1	0.93	0.07	61,61,61,61	0
56	MG	2A	3479	1/1	0.93	0.30	54,54,54,54	0
56	MG	1E	302	1/1	0.93	0.37	36,36,36,36	0
56	MG	1a	1776	1/1	0.93	0.10	80,80,80,80	0
56	MG	1A	3625	1/1	0.93	0.07	39,39,39,39	0
56	MG	2a	1669	1/1	0.93	0.18	63,63,63,63	0
56	MG	2A	3481	1/1	0.93	0.34	65,65,65,65	0
56	MG	1A	4043	1/1	0.93	0.07	44,44,44,44	0
56	MG	1a	1785	1/1	0.93	0.06	64,64,64,64	0
56	MG	1F	305	1/1	0.93	0.14	43,43,43,43	0
56	MG	1A	3881	1/1	0.93	0.07	20,20,20,20	0
56	MG	1A	4049	1/1	0.93	0.07	39,39,39,39	0
56	MG	1A	3780	1/1	0.93	0.15	56,56,56,56	0
56	MG	1a	1791	1/1	0.93	0.11	75,75,75,75	0
56	MG	2A	3486	1/1	0.93	0.41	53,53,53,53	0
56	MG	1A	3116	1/1	0.93	0.22	34,34,34,34	0
56	MG	2a	1686	1/1	0.93	0.14	55,55,55,55	0
56	MG	1A	3633	1/1	0.93	0.05	43,43,43,43	0
56	MG	1a	1805	1/1	0.93	0.07	60,60,60,60	0
56	MG	1A	4060	1/1	0.93	0.10	46,46,46,46	0
56	MG	1A	3249	1/1	0.93	0.07	51,51,51,51	0
56	MG	1A	3542	1/1	0.93	0.20	49,49,49,49	0
56	MG	2A	3494	1/1	0.93	0.18	66,66,66,66	0
56	MG	1a	1817	1/1	0.93	0.17	54,54,54,54	0
56	MG	1A	3312	1/1	0.93	0.15	42,42,42,42	0
56	MG	1a	1820	1/1	0.93	0.12	61,61,61,61	0
56	MG	1A	3790	1/1	0.93	0.08	52,52,52,52	0
56	MG	1P	201	1/1	0.93	0.06	36,36,36,36	0
56	MG	1A	3485	1/1	0.93	0.11	38,38,38,38	0
56	MG	1A	3899	1/1	0.93	0.13	37,37,37,37	0
56	MG	1Q	203	1/1	0.93	0.12	57,57,57,57	0
56	MG	2A	3220	1/1	0.93	0.19	48,48,48,48	0
56	MG	1Q	205	1/1	0.93	0.13	44,44,44,44	0
56	MG	1Q	206	1/1	0.93	0.08	25,25,25,25	0
56	MG	1a	1830	1/1	0.93	0.10	65,65,65,65	0
56	MG	1A	3314	1/1	0.93	0.11	48,48,48,48	0
56	MG	2A	3501	1/1	0.93	0.23	48,48,48,48	0

Continued on next page...

Continued from previous page...

Mol	Type	Chain	Res	Atoms	RSCC	RSR	B-factors(Å ²)	Q<0.9
56	MG	1A	3139	1/1	0.93	0.08	43,43,43,43	0
56	MG	1U	203	1/1	0.93	0.25	42,42,42,42	0
56	MG	1A	3646	1/1	0.93	0.06	44,44,44,44	0
56	MG	1A	3443	1/1	0.93	0.13	48,48,48,48	0
56	MG	1A	3187	1/1	0.93	0.22	42,42,42,42	0
56	MG	1W	201	1/1	0.93	0.19	44,44,44,44	0
56	MG	1A	3651	1/1	0.93	0.17	55,55,55,55	0
56	MG	1Y	201	1/1	0.93	0.10	44,44,44,44	0
56	MG	1A	3551	1/1	0.93	0.22	46,46,46,46	0
56	MG	2A	3086	1/1	0.93	0.07	58,58,58,58	0
56	MG	1Z	301	1/1	0.93	0.08	48,48,48,48	0
56	MG	1A	3654	1/1	0.93	0.07	24,24,24,24	0
56	MG	2A	3090	1/1	0.93	0.11	49,49,49,49	0
56	MG	2A	3722	1/1	0.93	0.11	60,60,60,60	0
56	MG	1A	3659	1/1	0.93	0.12	17,17,17,17	0
56	MG	10	104	1/1	0.93	0.22	41,41,41,41	0
56	MG	10	105	1/1	0.93	0.07	50,50,50,50	0
56	MG	1p	101	1/1	0.93	0.23	44,44,44,44	0
56	MG	1A	3660	1/1	0.93	0.07	21,21,21,21	0
56	MG	1A	3915	1/1	0.93	0.09	52,52,52,52	0
56	MG	1A	4085	1/1	0.93	0.10	50,50,50,50	0
56	MG	1A	3018	1/1	0.93	0.17	24,24,24,24	0
56	MG	12	102	1/1	0.93	0.13	39,39,39,39	0
56	MG	1A	4088	1/1	0.93	0.09	50,50,50,50	0
56	MG	13	102	1/1	0.93	0.12	41,41,41,41	0
56	MG	2A	3247	1/1	0.93	0.15	56,56,56,56	0
56	MG	2A	3248	1/1	0.93	0.06	69,69,69,69	0
56	MG	1A	3254	1/1	0.93	0.14	47,47,47,47	0
56	MG	2a	1749	1/1	0.93	0.08	85,85,85,85	0
56	MG	1x	103	1/1	0.93	0.22	66,66,66,66	0
56	MG	2A	3527	1/1	0.93	0.16	66,66,66,66	0
56	MG	2a	1757	1/1	0.93	0.07	76,76,76,76	0
56	MG	2a	1758	1/1	0.93	0.07	64,64,64,64	0
56	MG	2A	3735	1/1	0.93	0.12	68,68,68,68	0
56	MG	2a	1761	1/1	0.93	0.11	61,61,61,61	0
56	MG	2A	3384	1/1	0.93	0.15	41,41,41,41	0
56	MG	1A	3322	1/1	0.93	0.17	41,41,41,41	0
56	MG	1a	1603	1/1	0.93	0.21	50,50,50,50	0
56	MG	1a	1604	1/1	0.93	0.18	53,53,53,53	0
56	MG	1A	4094	1/1	0.93	0.15	42,42,42,42	0
56	MG	2a	1768	1/1	0.93	0.10	60,60,60,60	0
56	MG	1A	3450	1/1	0.93	0.17	56,56,56,56	0

Continued on next page...

Continued from previous page...

Mol	Type	Chain	Res	Atoms	RSCC	RSR	B-factors(\AA^2)	Q<0.9
56	MG	2A	3109	1/1	0.93	0.10	52,52,52,52	0
56	MG	2A	3110	1/1	0.93	0.23	70,70,70,70	0
56	MG	1a	1609	1/1	0.93	0.10	49,49,49,49	0
56	MG	1a	1610	1/1	0.93	0.20	46,46,46,46	0
56	MG	2A	3544	1/1	0.93	0.10	64,64,64,64	0
56	MG	2A	3748	1/1	0.93	0.21	68,68,68,68	0
56	MG	2A	3111	1/1	0.93	0.05	55,55,55,55	0
56	MG	1a	1618	1/1	0.93	0.06	45,45,45,45	0
56	MG	1a	1619	1/1	0.93	0.06	48,48,48,48	0
56	MG	1A	3926	1/1	0.93	0.07	37,37,37,37	0
56	MG	1A	3326	1/1	0.93	0.12	52,52,52,52	0
56	MG	1A	3172	1/1	0.93	0.54	40,40,40,40	0
56	MG	1A	3219	1/1	0.93	0.08	48,48,48,48	0
56	MG	2A	3551	1/1	0.93	0.08	59,59,59,59	0
56	MG	1a	1627	1/1	0.93	0.14	49,49,49,49	0
56	MG	2A	3757	1/1	0.93	0.14	39,39,39,39	0
56	MG	2A	3758	1/1	0.93	0.08	66,66,66,66	0
56	MG	1A	3503	1/1	0.93	0.12	56,56,56,56	0
56	MG	1A	3818	1/1	0.93	0.16	43,43,43,43	0
56	MG	2a	1798	1/1	0.93	0.05	62,62,62,62	0
56	MG	2a	1799	1/1	0.93	0.21	56,56,56,56	0
56	MG	1A	3329	1/1	0.93	0.17	50,50,50,50	0
56	MG	1A	3332	1/1	0.93	0.14	43,43,43,43	0
56	MG	1A	3410	1/1	0.93	0.21	44,44,44,44	0
56	MG	1A	4131	1/1	0.93	0.35	42,42,42,42	0
56	MG	1A	3581	1/1	0.93	0.13	42,42,42,42	0
56	MG	2A	3125	1/1	0.93	0.20	60,60,60,60	0
56	MG	1A	4136	1/1	0.93	0.08	31,31,31,31	0
56	MG	2A	3771	1/1	0.93	0.17	55,55,55,55	0
56	MG	2a	1809	1/1	0.93	0.11	66,66,66,66	0
56	MG	2A	3570	1/1	0.93	0.08	32,32,32,32	0
56	MG	1A	3510	1/1	0.93	0.10	54,54,54,54	0
56	MG	1a	1648	1/1	0.93	0.13	42,42,42,42	0
56	MG	1a	1649	1/1	0.93	0.09	54,54,54,54	0
56	MG	1A	3460	1/1	0.93	0.34	43,43,43,43	0
56	MG	1A	3585	1/1	0.93	0.10	38,38,38,38	0
56	MG	1A	3514	1/1	0.93	0.14	56,56,56,56	0
56	MG	1A	3829	1/1	0.93	0.08	39,39,39,39	0
56	MG	2A	3278	1/1	0.93	0.22	54,54,54,54	0
56	MG	1A	3461	1/1	0.93	0.10	42,42,42,42	0
56	MG	2A	3416	1/1	0.93	0.24	58,58,58,58	0
56	MG	2A	3417	1/1	0.93	0.13	57,57,57,57	0

Continued on next page...

Continued from previous page...

Mol	Type	Chain	Res	Atoms	RSCC	RSR	B-factors(Å ²)	Q<0.9
56	MG	1A	3831	1/1	0.93	0.10	34,34,34,34	0
56	MG	1A	3588	1/1	0.93	0.22	48,48,48,48	0
56	MG	2Q	203	1/1	0.93	0.11	61,61,61,61	0
56	MG	2A	3001	1/1	0.93	0.10	46,46,46,46	0
56	MG	1a	1663	1/1	0.93	0.19	45,45,45,45	0
56	MG	2A	3595	1/1	0.93	0.08	28,28,28,28	0
56	MG	2A	3002	1/1	0.93	0.16	57,57,57,57	0
56	MG	1A	3055	1/1	0.93	0.08	33,33,33,33	0
56	MG	1A	3712	1/1	0.93	0.11	46,46,46,46	0
56	MG	2A	3798	1/1	0.93	0.10	82,82,82,82	0
56	MG	2A	3005	1/1	0.93	0.10	49,49,49,49	0
56	MG	1A	3970	1/1	0.93	0.11	24,24,24,24	0
56	MG	2A	3293	1/1	0.93	0.11	64,64,64,64	0
56	MG	2A	3147	1/1	0.93	0.13	48,48,48,48	0
56	MG	2A	3607	1/1	0.93	0.09	27,27,27,27	0
56	MG	2A	3149	1/1	0.93	0.09	58,58,58,58	0
56	MG	1A	3836	1/1	0.93	0.13	62,62,62,62	0
56	MG	2A	3431	1/1	0.93	0.20	52,52,52,52	0
56	MG	2A	3297	1/1	0.93	0.19	38,38,38,38	0
56	MG	2A	3298	1/1	0.93	0.18	50,50,50,50	0
56	MG	1A	3974	1/1	0.93	0.09	37,37,37,37	0
56	MG	1A	3714	1/1	0.93	0.20	46,46,46,46	0
56	MG	2A	3623	1/1	0.93	0.09	64,64,64,64	0
56	MG	2A	3010	1/1	0.93	0.32	62,62,62,62	0
56	MG	1A	3070	1/1	0.93	0.16	19,19,19,19	0
56	MG	2x	101	1/1	0.93	0.19	57,57,57,57	0
56	MG	1A	3335	1/1	0.93	0.17	46,46,46,46	0
56	MG	2A	3441	1/1	0.93	0.15	56,56,56,56	0
56	MG	1A	3198	1/1	0.93	0.11	21,21,21,21	0
56	MG	2A	3839	1/1	0.93	0.09	64,64,64,64	0
56	MG	2a	1607	1/1	0.93	0.29	64,64,64,64	0
56	MG	1A	3416	1/1	0.93	0.09	55,55,55,55	0
56	MG	2A	3843	1/1	0.93	0.11	46,46,46,46	0
56	MG	1A	3598	1/1	0.93	0.12	39,39,39,39	0
56	MG	1A	3339	1/1	0.93	0.11	57,57,57,57	0
57	DI0	2A	3846	58/58	0.93	0.14	33,44,84,93	0
56	MG	2A	3021	1/1	0.93	0.35	48,48,48,48	0
56	MG	1A	3508	1/1	0.94	0.23	35,35,35,35	0
56	MG	2A	3068	1/1	0.94	0.30	51,51,51,51	0
56	MG	2A	3609	1/1	0.94	0.18	46,46,46,46	0
56	MG	1A	3509	1/1	0.94	0.31	34,34,34,34	0
56	MG	2a	1613	1/1	0.94	0.22	52,52,52,52	0

Continued on next page...

Continued from previous page...

Mol	Type	Chain	Res	Atoms	RSCC	RSR	B-factors(\AA^2)	Q<0.9
56	MG	1A	3751	1/1	0.94	0.09	21,21,21,21	0
56	MG	1a	1699	1/1	0.94	0.27	47,47,47,47	0
56	MG	1a	1700	1/1	0.94	0.35	59,59,59,59	0
56	MG	2A	3615	1/1	0.94	0.08	57,57,57,57	0
56	MG	1A	3868	1/1	0.94	0.24	38,38,38,38	0
56	MG	2A	3847	1/1	0.94	0.15	48,48,48,48	0
56	MG	1A	3378	1/1	0.94	0.19	40,40,40,40	0
56	MG	1A	3380	1/1	0.94	0.17	38,38,38,38	0
56	MG	1A	3602	1/1	0.94	0.10	32,32,32,32	0
56	MG	1A	3201	1/1	0.94	0.05	35,35,35,35	0
56	MG	2A	3854	1/1	0.94	0.08	55,55,55,55	0
56	MG	2A	3079	1/1	0.94	0.09	45,45,45,45	0
56	MG	1A	3121	1/1	0.94	0.07	31,31,31,31	0
56	MG	2A	3626	1/1	0.94	0.07	31,31,31,31	0
56	MG	1A	3880	1/1	0.94	0.12	19,19,19,19	0
56	MG	1A	3122	1/1	0.94	0.13	41,41,41,41	0
56	MG	1A	3386	1/1	0.94	0.27	29,29,29,29	0
56	MG	2a	1632	1/1	0.94	0.06	87,87,87,87	0
56	MG	1A	3165	1/1	0.94	0.18	35,35,35,35	0
56	MG	2A	3091	1/1	0.94	0.24	44,44,44,44	0
56	MG	1A	3004	1/1	0.94	0.06	24,24,24,24	0
56	MG	1A	3520	1/1	0.94	0.19	47,47,47,47	0
56	MG	2A	3637	1/1	0.94	0.10	57,57,57,57	0
56	MG	1A	3455	1/1	0.94	0.13	49,49,49,49	0
56	MG	1A	3336	1/1	0.94	0.08	52,52,52,52	0
56	MG	2A	3642	1/1	0.94	0.12	32,32,32,32	0
56	MG	2A	3098	1/1	0.94	0.07	44,44,44,44	0
56	MG	2A	3645	1/1	0.94	0.13	55,55,55,55	0
56	MG	2A	3100	1/1	0.94	0.12	36,36,36,36	0
56	MG	1A	3776	1/1	0.94	0.07	54,54,54,54	0
56	MG	2a	1645	1/1	0.94	0.11	57,57,57,57	0
56	MG	2A	3648	1/1	0.94	0.08	31,31,31,31	0
56	MG	2A	3649	1/1	0.94	0.08	33,33,33,33	0
56	MG	1A	4071	1/1	0.94	0.09	55,55,55,55	0
56	MG	2A	3651	1/1	0.94	0.10	48,48,48,48	0
56	MG	1A	3894	1/1	0.94	0.12	53,53,53,53	0
56	MG	1A	3041	1/1	0.94	0.09	31,31,31,31	0
56	MG	1B	228	1/1	0.94	0.06	39,39,39,39	0
56	MG	2A	3106	1/1	0.94	0.20	49,49,49,49	0
56	MG	1a	1751	1/1	0.94	0.09	55,55,55,55	0
56	MG	2A	3657	1/1	0.94	0.08	45,45,45,45	0
56	MG	1a	1755	1/1	0.94	0.05	51,51,51,51	0

Continued on next page...

Continued from previous page...

Mol	Type	Chain	Res	Atoms	RSCC	RSR	B-factors(\AA^2)	Q<0.9
56	MG	2A	3659	1/1	0.94	0.06	31,31,31,31	0
56	MG	1A	3898	1/1	0.94	0.19	63,63,63,63	0
56	MG	2A	3662	1/1	0.94	0.06	40,40,40,40	0
56	MG	1A	3338	1/1	0.94	0.14	34,34,34,34	0
56	MG	1A	3098	1/1	0.94	0.15	34,34,34,34	0
56	MG	1a	1764	1/1	0.94	0.08	58,58,58,58	0
56	MG	1B	236	1/1	0.94	0.07	37,37,37,37	0
56	MG	1A	3340	1/1	0.94	0.16	59,59,59,59	0
56	MG	1A	3253	1/1	0.94	0.09	36,36,36,36	0
56	MG	1D	307	1/1	0.94	0.19	37,37,37,37	0
56	MG	1A	3787	1/1	0.94	0.11	36,36,36,36	0
56	MG	1A	4084	1/1	0.94	0.10	61,61,61,61	0
56	MG	1A	3011	1/1	0.94	0.11	38,38,38,38	0
56	MG	1A	3171	1/1	0.94	0.13	41,41,41,41	0
56	MG	1E	305	1/1	0.94	0.21	37,37,37,37	0
56	MG	1a	1777	1/1	0.94	0.07	59,59,59,59	0
56	MG	2a	1677	1/1	0.94	0.19	59,59,59,59	0
56	MG	1a	1778	1/1	0.94	0.07	67,67,67,67	0
56	MG	2a	1679	1/1	0.94	0.12	64,64,64,64	0
56	MG	2a	1680	1/1	0.94	0.07	58,58,58,58	0
56	MG	1A	3534	1/1	0.94	0.19	34,34,34,34	0
56	MG	2A	3289	1/1	0.94	0.32	53,53,53,53	0
56	MG	1A	3217	1/1	0.94	0.25	46,46,46,46	0
56	MG	1A	3405	1/1	0.94	0.21	36,36,36,36	0
56	MG	1F	308	1/1	0.94	0.08	45,45,45,45	0
56	MG	1A	4093	1/1	0.94	0.19	42,42,42,42	0
56	MG	1A	3912	1/1	0.94	0.07	49,49,49,49	0
56	MG	2a	1690	1/1	0.94	0.24	53,53,53,53	0
56	MG	1A	3913	1/1	0.94	0.07	70,70,70,70	0
56	MG	1A	3102	1/1	0.94	0.10	41,41,41,41	0
56	MG	1a	1792	1/1	0.94	0.08	58,58,58,58	0
56	MG	1A	3794	1/1	0.94	0.06	37,37,37,37	0
56	MG	2A	3126	1/1	0.94	0.10	47,47,47,47	0
56	MG	1A	4100	1/1	0.94	0.06	29,29,29,29	0
56	MG	2A	3300	1/1	0.94	0.13	63,63,63,63	0
56	MG	1a	1806	1/1	0.94	0.07	67,67,67,67	0
56	MG	2A	3462	1/1	0.94	0.14	40,40,40,40	0
56	MG	1A	4104	1/1	0.94	0.21	31,31,31,31	0
56	MG	1A	4108	1/1	0.94	0.29	30,30,30,30	0
56	MG	1A	3174	1/1	0.94	0.09	37,37,37,37	0
56	MG	2A	3468	1/1	0.94	0.24	41,41,41,41	0
56	MG	2A	3690	1/1	0.94	0.10	54,54,54,54	0

Continued on next page...

Continued from previous page...

Mol	Type	Chain	Res	Atoms	RSCC	RSR	B-factors(\AA^2)	Q<0.9
56	MG	1A	4114	1/1	0.94	0.22	42,42,42,42	0
56	MG	1Q	202	1/1	0.94	0.12	37,37,37,37	0
56	MG	1A	3917	1/1	0.94	0.09	31,31,31,31	0
56	MG	1A	3643	1/1	0.94	0.07	37,37,37,37	0
56	MG	2A	3135	1/1	0.94	0.07	43,43,43,43	0
56	MG	2A	3474	1/1	0.94	0.13	34,34,34,34	0
56	MG	1R	201	1/1	0.94	0.16	51,51,51,51	0
56	MG	1R	202	1/1	0.94	0.14	35,35,35,35	0
56	MG	1S	201	1/1	0.94	0.22	50,50,50,50	0
56	MG	1A	4120	1/1	0.94	0.44	39,39,39,39	0
56	MG	1A	3175	1/1	0.94	0.16	37,37,37,37	0
56	MG	1A	4124	1/1	0.94	0.10	35,35,35,35	0
56	MG	1A	4125	1/1	0.94	0.16	35,35,35,35	0
56	MG	1A	3016	1/1	0.94	0.22	50,50,50,50	0
56	MG	2A	3141	1/1	0.94	0.08	50,50,50,50	0
56	MG	1U	207	1/1	0.94	0.19	38,38,38,38	0
56	MG	1A	3104	1/1	0.94	0.09	33,33,33,33	0
56	MG	1A	3303	1/1	0.94	0.22	40,40,40,40	0
56	MG	1W	203	1/1	0.94	0.29	31,31,31,31	0
56	MG	2a	1727	1/1	0.94	0.23	63,63,63,63	0
56	MG	1A	3304	1/1	0.94	0.06	39,39,39,39	0
56	MG	1X	105	1/1	0.94	0.16	52,52,52,52	0
56	MG	1A	3307	1/1	0.94	0.09	42,42,42,42	0
56	MG	1A	3937	1/1	0.94	0.07	55,55,55,55	0
56	MG	1A	4138	1/1	0.94	0.14	36,36,36,36	0
56	MG	1A	3656	1/1	0.94	0.07	23,23,23,23	0
56	MG	1A	3546	1/1	0.94	0.16	38,38,38,38	0
56	MG	1A	3057	1/1	0.94	0.25	46,46,46,46	0
56	MG	1l	202	1/1	0.94	0.10	83,83,83,83	0
56	MG	1l	203	1/1	0.94	0.06	49,49,49,49	0
56	MG	1m	201	1/1	0.94	0.18	42,42,42,42	0
56	MG	2a	1744	1/1	0.94	0.09	65,65,65,65	0
56	MG	1A	3358	1/1	0.94	0.10	62,62,62,62	0
56	MG	2A	3157	1/1	0.94	0.06	28,28,28,28	0
56	MG	1A	3945	1/1	0.94	0.12	55,55,55,55	0
56	MG	1A	3949	1/1	0.94	0.08	29,29,29,29	0
56	MG	2a	1752	1/1	0.94	0.07	76,76,76,76	0
56	MG	2a	1755	1/1	0.94	0.07	78,78,78,78	0
56	MG	1A	3106	1/1	0.94	0.13	34,34,34,34	0
56	MG	1A	3107	1/1	0.94	0.07	28,28,28,28	0
56	MG	1A	3955	1/1	0.94	0.12	33,33,33,33	0
56	MG	2a	1759	1/1	0.94	0.07	61,61,61,61	0

Continued on next page...

Continued from previous page...

Mol	Type	Chain	Res	Atoms	RSCC	RSR	B-factors(\AA^2)	Q<0.9
56	MG	1A	3149	1/1	0.94	0.16	43,43,43,43	0
56	MG	2A	3339	1/1	0.94	0.18	58,58,58,58	0
56	MG	1A	3816	1/1	0.94	0.08	52,52,52,52	0
56	MG	1A	3111	1/1	0.94	0.05	38,38,38,38	0
56	MG	1A	3486	1/1	0.94	0.16	47,47,47,47	0
56	MG	2A	3170	1/1	0.94	0.18	43,43,43,43	0
56	MG	1A	3679	1/1	0.94	0.07	34,34,34,34	0
56	MG	1A	3680	1/1	0.94	0.07	21,21,21,21	0
56	MG	2A	3173	1/1	0.94	0.20	45,45,45,45	0
56	MG	1A	3424	1/1	0.94	0.20	53,53,53,53	0
56	MG	2a	1772	1/1	0.94	0.07	59,59,59,59	0
56	MG	1A	3684	1/1	0.94	0.10	23,23,23,23	0
56	MG	2A	3510	1/1	0.94	0.10	65,65,65,65	0
56	MG	1A	3237	1/1	0.94	0.13	40,40,40,40	0
56	MG	1A	3686	1/1	0.94	0.06	17,17,17,17	0
56	MG	2A	3738	1/1	0.94	0.06	55,55,55,55	0
56	MG	2A	3012	1/1	0.94	0.10	36,36,36,36	0
56	MG	2A	3516	1/1	0.94	0.16	49,49,49,49	0
56	MG	1A	3563	1/1	0.94	0.07	47,47,47,47	0
56	MG	2A	3742	1/1	0.94	0.10	58,58,58,58	0
56	MG	1a	1612	1/1	0.94	0.09	59,59,59,59	0
56	MG	2A	3743	1/1	0.94	0.09	35,35,35,35	0
56	MG	2A	3744	1/1	0.94	0.09	35,35,35,35	0
56	MG	1a	1615	1/1	0.94	0.09	57,57,57,57	0
56	MG	2A	3015	1/1	0.94	0.16	52,52,52,52	0
56	MG	1A	3564	1/1	0.94	0.23	35,35,35,35	0
56	MG	1A	3690	1/1	0.94	0.11	34,34,34,34	0
56	MG	1A	3426	1/1	0.94	0.18	58,58,58,58	0
56	MG	1A	3568	1/1	0.94	0.27	31,31,31,31	0
56	MG	1A	3698	1/1	0.94	0.09	28,28,28,28	0
56	MG	2A	3751	1/1	0.94	0.07	66,66,66,66	0
56	MG	2A	3752	1/1	0.94	0.06	46,46,46,46	0
56	MG	2A	3360	1/1	0.94	0.10	51,51,51,51	0
56	MG	1A	3087	1/1	0.94	0.33	42,42,42,42	0
56	MG	2a	1803	1/1	0.94	0.16	66,66,66,66	0
56	MG	1A	3701	1/1	0.94	0.11	44,44,44,44	0
56	MG	2A	3025	1/1	0.94	0.32	57,57,57,57	0
56	MG	2A	3026	1/1	0.94	0.38	53,53,53,53	0
56	MG	2A	3536	1/1	0.94	0.10	42,42,42,42	0
56	MG	1A	3570	1/1	0.94	0.08	44,44,44,44	0
56	MG	1A	3492	1/1	0.94	0.07	40,40,40,40	0
56	MG	1a	1638	1/1	0.94	0.23	59,59,59,59	0

Continued on next page...

Continued from previous page...

Mol	Type	Chain	Res	Atoms	RSCC	RSR	B-factors(\AA^2)	Q<0.9
56	MG	2A	3762	1/1	0.94	0.17	69,69,69,69	0
56	MG	2D	302	1/1	0.94	0.31	47,47,47,47	0
56	MG	2A	3542	1/1	0.94	0.11	44,44,44,44	0
56	MG	1A	3840	1/1	0.94	0.08	22,22,22,22	0
56	MG	1A	3986	1/1	0.94	0.11	21,21,21,21	0
56	MG	1A	3573	1/1	0.94	0.11	49,49,49,49	0
56	MG	2a	1817	1/1	0.94	0.06	95,95,95,95	0
56	MG	1A	3493	1/1	0.94	0.15	42,42,42,42	0
56	MG	2A	3372	1/1	0.94	0.10	50,50,50,50	0
56	MG	2E	307	1/1	0.94	0.16	49,49,49,49	0
56	MG	1A	3844	1/1	0.94	0.08	16,16,16,16	0
56	MG	1A	3996	1/1	0.94	0.07	20,20,20,20	0
56	MG	1A	3155	1/1	0.94	0.27	40,40,40,40	0
56	MG	2A	3553	1/1	0.94	0.10	42,42,42,42	0
56	MG	2A	3555	1/1	0.94	0.09	55,55,55,55	0
56	MG	1A	3190	1/1	0.94	0.08	44,44,44,44	0
56	MG	1A	3006	1/1	0.94	0.17	51,51,51,51	0
56	MG	1A	3072	1/1	0.94	0.42	36,36,36,36	0
56	MG	1A	3716	1/1	0.94	0.14	51,51,51,51	0
56	MG	1A	3324	1/1	0.94	0.24	55,55,55,55	0
56	MG	2A	3383	1/1	0.94	0.07	51,51,51,51	0
56	MG	1A	3853	1/1	0.94	0.07	45,45,45,45	0
56	MG	2T	201	1/1	0.94	0.08	58,58,58,58	0
56	MG	2f	201	1/1	0.94	0.12	51,51,51,51	0
56	MG	2A	3567	1/1	0.94	0.08	48,48,48,48	0
56	MG	1A	4010	1/1	0.94	0.09	63,63,63,63	0
56	MG	1A	3719	1/1	0.94	0.12	53,53,53,53	0
56	MG	1A	4012	1/1	0.94	0.07	84,84,84,84	0
56	MG	1A	4013	1/1	0.94	0.09	65,65,65,65	0
56	MG	2A	3223	1/1	0.94	0.10	60,60,60,60	0
56	MG	2A	3224	1/1	0.94	0.20	68,68,68,68	0
56	MG	2A	3581	1/1	0.94	0.10	43,43,43,43	0
56	MG	1A	3325	1/1	0.94	0.13	45,45,45,45	0
56	MG	1A	3856	1/1	0.94	0.08	41,41,41,41	0
56	MG	1a	1672	1/1	0.94	0.23	49,49,49,49	0
56	MG	1A	3373	1/1	0.94	0.20	46,46,46,46	0
56	MG	2A	3229	1/1	0.94	0.26	56,56,56,56	0
56	MG	1A	3118	1/1	0.94	0.33	28,28,28,28	0
56	MG	1A	4024	1/1	0.94	0.12	66,66,66,66	0
56	MG	1A	4026	1/1	0.94	0.10	56,56,56,56	0
56	MG	2A	3808	1/1	0.94	0.09	72,72,72,72	0
56	MG	1A	4027	1/1	0.94	0.12	58,58,58,58	0

Continued on next page...

Continued from previous page...

Mol	Type	Chain	Res	Atoms	RSCC	RSR	B-factors(\AA^2)	Q<0.9
56	MG	2x	105	1/1	0.94	0.12	56,56,56,56	0
56	MG	1A	3735	1/1	0.94	0.07	20,20,20,20	0
56	MG	1A	4029	1/1	0.94	0.06	38,38,38,38	0
56	MG	1A	4031	1/1	0.94	0.07	38,38,38,38	0
56	MG	2y	104	1/1	0.94	0.23	52,52,52,52	0
56	MG	1A	3441	1/1	0.94	0.10	40,40,40,40	0
56	MG	1A	3119	1/1	0.94	0.32	39,39,39,39	0
56	MG	1A	3280	1/1	0.94	0.20	45,45,45,45	0
56	MG	2A	3407	1/1	0.94	0.08	51,51,51,51	0
58	K	1A	4145	1/1	0.94	0.08	55,55,55,55	0
56	MG	2A	3242	1/1	0.94	0.21	71,71,71,71	0
59	ZN	24	501	1/1	0.94	0.08	128,128,128,128	0
56	MG	11	102	1/1	0.95	0.10	42,42,42,42	0
56	MG	1a	1795	1/1	0.95	0.07	71,71,71,71	0
56	MG	2A	3778	1/1	0.95	0.10	49,49,49,49	0
56	MG	1a	1800	1/1	0.95	0.09	74,74,74,74	0
56	MG	1A	4112	1/1	0.95	0.25	36,36,36,36	0
56	MG	1A	3403	1/1	0.95	0.30	46,46,46,46	0
56	MG	2A	3471	1/1	0.95	0.25	40,40,40,40	0
56	MG	1A	3591	1/1	0.95	0.17	31,31,31,31	0
56	MG	1a	1809	1/1	0.95	0.08	45,45,45,45	0
56	MG	1a	1812	1/1	0.95	0.09	55,55,55,55	0
56	MG	1A	4116	1/1	0.95	0.25	33,33,33,33	0
56	MG	1A	3214	1/1	0.95	0.14	48,48,48,48	0
56	MG	15	104	1/1	0.95	0.24	42,42,42,42	0
56	MG	2A	3643	1/1	0.95	0.09	29,29,29,29	0
56	MG	16	101	1/1	0.95	0.08	52,52,52,52	0
56	MG	1A	3066	1/1	0.95	0.11	53,53,53,53	0
56	MG	1A	3447	1/1	0.95	0.11	36,36,36,36	0
56	MG	1A	3270	1/1	0.95	0.06	39,39,39,39	0
56	MG	1a	1601	1/1	0.95	0.10	51,51,51,51	0
56	MG	1A	3137	1/1	0.95	0.22	40,40,40,40	0
56	MG	1A	3599	1/1	0.95	0.10	23,23,23,23	0
56	MG	2A	3097	1/1	0.95	0.09	42,42,42,42	0
56	MG	1A	3600	1/1	0.95	0.07	42,42,42,42	0
56	MG	2A	3099	1/1	0.95	0.11	46,46,46,46	0
56	MG	2A	3226	1/1	0.95	0.10	47,47,47,47	0
56	MG	1A	4129	1/1	0.95	0.23	41,41,41,41	0
56	MG	2A	3655	1/1	0.95	0.10	59,59,59,59	0
56	MG	1A	3997	1/1	0.95	0.10	37,37,37,37	0
56	MG	1A	3185	1/1	0.95	0.16	39,39,39,39	0
56	MG	1a	1835	1/1	0.95	0.08	47,47,47,47	0

Continued on next page...

Continued from previous page...

Mol	Type	Chain	Res	Atoms	RSCC	RSR	B-factors(\AA^2)	Q<0.9
56	MG	2A	3230	1/1	0.95	0.10	55,55,55,55	0
56	MG	2A	3660	1/1	0.95	0.14	37,37,37,37	0
56	MG	2A	3488	1/1	0.95	0.31	48,48,48,48	0
56	MG	1A	4133	1/1	0.95	0.53	28,28,28,28	0
56	MG	1A	3306	1/1	0.95	0.11	54,54,54,54	0
56	MG	2A	3819	1/1	0.95	0.07	31,31,31,31	0
56	MG	2A	3664	1/1	0.95	0.10	37,37,37,37	0
56	MG	1A	3887	1/1	0.95	0.07	31,31,31,31	0
56	MG	1a	1623	1/1	0.95	0.10	54,54,54,54	0
56	MG	2A	3823	1/1	0.95	0.08	43,43,43,43	0
56	MG	2A	3824	1/1	0.95	0.06	34,34,34,34	0
56	MG	1f	201	1/1	0.95	0.17	46,46,46,46	0
56	MG	1A	4137	1/1	0.95	0.12	28,28,28,28	0
56	MG	1A	3030	1/1	0.95	0.06	34,34,34,34	0
56	MG	2A	3833	1/1	0.95	0.08	38,38,38,38	0
56	MG	2a	1701	1/1	0.95	0.07	56,56,56,56	0
56	MG	1A	3696	1/1	0.95	0.07	37,37,37,37	0
56	MG	1A	3890	1/1	0.95	0.08	43,43,43,43	0
56	MG	1A	3051	1/1	0.95	0.07	26,26,26,26	0
56	MG	1a	1633	1/1	0.95	0.09	41,41,41,41	0
56	MG	1A	3454	1/1	0.95	0.31	37,37,37,37	0
56	MG	1A	3497	1/1	0.95	0.08	53,53,53,53	0
56	MG	1A	3372	1/1	0.95	0.12	51,51,51,51	0
56	MG	2A	3244	1/1	0.95	0.13	41,41,41,41	0
56	MG	1A	3897	1/1	0.95	0.08	40,40,40,40	0
56	MG	1A	3612	1/1	0.95	0.07	35,35,35,35	0
56	MG	1a	1641	1/1	0.95	0.11	52,52,52,52	0
56	MG	1A	3143	1/1	0.95	0.13	38,38,38,38	0
56	MG	1A	4018	1/1	0.95	0.07	47,47,47,47	0
56	MG	1A	3145	1/1	0.95	0.20	24,24,24,24	0
56	MG	1x	101	1/1	0.95	0.06	54,54,54,54	0
56	MG	2a	1717	1/1	0.95	0.09	52,52,52,52	0
56	MG	1A	3458	1/1	0.95	0.07	39,39,39,39	0
56	MG	1A	3812	1/1	0.95	0.06	25,25,25,25	0
56	MG	1A	3279	1/1	0.95	0.28	34,34,34,34	0
56	MG	1A	3346	1/1	0.95	0.27	50,50,50,50	0
56	MG	1A	3225	1/1	0.95	0.14	45,45,45,45	0
56	MG	1A	3313	1/1	0.95	0.08	47,47,47,47	0
56	MG	1a	1652	1/1	0.95	0.17	48,48,48,48	0
56	MG	2A	3862	1/1	0.95	0.11	52,52,52,52	0
56	MG	2A	3257	1/1	0.95	0.08	55,55,55,55	0
56	MG	1a	1655	1/1	0.95	0.10	53,53,53,53	0

Continued on next page...

Continued from previous page...

Mol	Type	Chain	Res	Atoms	RSCC	RSR	B-factors(\AA^2)	Q<0.9
56	MG	1A	3627	1/1	0.95	0.08	29,29,29,29	0
56	MG	1A	4032	1/1	0.95	0.07	47,47,47,47	0
56	MG	2A	3388	1/1	0.95	0.09	50,50,50,50	0
56	MG	1A	3422	1/1	0.95	0.11	35,35,35,35	0
56	MG	2A	3692	1/1	0.95	0.07	40,40,40,40	0
56	MG	2A	3261	1/1	0.95	0.12	41,41,41,41	0
56	MG	2A	3131	1/1	0.95	0.20	44,44,44,44	0
56	MG	1A	4034	1/1	0.95	0.13	25,25,25,25	0
56	MG	1B	213	1/1	0.95	0.21	49,49,49,49	0
56	MG	1A	3721	1/1	0.95	0.05	30,30,30,30	0
56	MG	2a	1741	1/1	0.95	0.07	80,80,80,80	0
56	MG	2a	1742	1/1	0.95	0.12	77,77,77,77	0
56	MG	1A	4036	1/1	0.95	0.06	35,35,35,35	0
56	MG	1A	3071	1/1	0.95	0.18	31,31,31,31	0
56	MG	1B	219	1/1	0.95	0.10	31,31,31,31	0
56	MG	1A	4038	1/1	0.95	0.07	40,40,40,40	0
56	MG	2A	3532	1/1	0.95	0.10	56,56,56,56	0
56	MG	2a	1750	1/1	0.95	0.09	61,61,61,61	0
56	MG	1A	3727	1/1	0.95	0.06	36,36,36,36	0
56	MG	1A	3350	1/1	0.95	0.09	59,59,59,59	0
56	MG	1A	3147	1/1	0.95	0.11	45,45,45,45	0
56	MG	1A	4044	1/1	0.95	0.10	52,52,52,52	0
56	MG	1A	3733	1/1	0.95	0.20	31,31,31,31	0
56	MG	2A	3143	1/1	0.95	0.09	57,57,57,57	0
56	MG	1a	1678	1/1	0.95	0.21	35,35,35,35	0
56	MG	1A	3734	1/1	0.95	0.07	31,31,31,31	0
56	MG	1A	4051	1/1	0.95	0.10	11,11,11,11	0
56	MG	1A	3196	1/1	0.95	0.07	36,36,36,36	0
56	MG	2A	3277	1/1	0.95	0.13	58,58,58,58	0
56	MG	1A	3922	1/1	0.95	0.05	20,20,20,20	0
56	MG	1A	3566	1/1	0.95	0.06	40,40,40,40	0
56	MG	1A	3387	1/1	0.95	0.26	34,34,34,34	0
56	MG	1A	3927	1/1	0.95	0.06	37,37,37,37	0
56	MG	2E	303	1/1	0.95	0.24	51,51,51,51	0
56	MG	2A	3715	1/1	0.95	0.06	54,54,54,54	0
56	MG	1D	301	1/1	0.95	0.19	28,28,28,28	0
56	MG	2A	3716	1/1	0.95	0.09	41,41,41,41	0
56	MG	1D	305	1/1	0.95	0.27	34,34,34,34	0
56	MG	1A	3640	1/1	0.95	0.17	25,25,25,25	0
56	MG	1A	3034	1/1	0.95	0.16	35,35,35,35	0
56	MG	1a	1695	1/1	0.95	0.23	43,43,43,43	0
56	MG	2A	3415	1/1	0.95	0.08	54,54,54,54	0

Continued on next page...

Continued from previous page...

Mol	Type	Chain	Res	Atoms	RSCC	RSR	B-factors(\AA^2)	Q<0.9
56	MG	1a	1697	1/1	0.95	0.17	41,41,41,41	0
56	MG	1A	3746	1/1	0.95	0.19	46,46,46,46	0
56	MG	2O	202	1/1	0.95	0.07	55,55,55,55	0
56	MG	2A	3036	1/1	0.95	0.18	40,40,40,40	0
56	MG	1E	304	1/1	0.95	0.18	51,51,51,51	0
56	MG	2A	3287	1/1	0.95	0.17	47,47,47,47	0
56	MG	2A	3037	1/1	0.95	0.20	35,35,35,35	0
56	MG	1E	307	1/1	0.95	0.28	37,37,37,37	0
56	MG	1A	3747	1/1	0.95	0.09	47,47,47,47	0
56	MG	1A	3020	1/1	0.95	0.07	38,38,38,38	0
56	MG	1A	3838	1/1	0.95	0.09	46,46,46,46	0
56	MG	1F	306	1/1	0.95	0.24	27,27,27,27	0
56	MG	2A	3042	1/1	0.95	0.24	56,56,56,56	0
56	MG	1F	309	1/1	0.95	0.23	48,48,48,48	0
56	MG	1G	201	1/1	0.95	0.13	37,37,37,37	0
56	MG	1A	3644	1/1	0.95	0.04	35,35,35,35	0
56	MG	2A	3165	1/1	0.95	0.09	38,38,38,38	0
56	MG	1A	3841	1/1	0.95	0.23	47,47,47,47	0
56	MG	1A	3571	1/1	0.95	0.09	35,35,35,35	0
56	MG	2X	102	1/1	0.95	0.10	57,57,57,57	0
56	MG	2A	3577	1/1	0.95	0.09	31,31,31,31	0
56	MG	1A	3108	1/1	0.95	0.30	35,35,35,35	0
56	MG	1N	202	1/1	0.95	0.15	43,43,43,43	0
56	MG	2A	3169	1/1	0.95	0.22	53,53,53,53	0
56	MG	1A	3950	1/1	0.95	0.07	62,62,62,62	0
56	MG	1N	206	1/1	0.95	0.11	34,34,34,34	0
56	MG	1N	207	1/1	0.95	0.09	59,59,59,59	0
56	MG	2A	3303	1/1	0.95	0.17	55,55,55,55	0
56	MG	2A	3434	1/1	0.95	0.20	41,41,41,41	0
56	MG	1A	3649	1/1	0.95	0.08	33,33,33,33	0
56	MG	1A	3039	1/1	0.95	0.18	38,38,38,38	0
56	MG	2a	1602	1/1	0.95	0.08	62,62,62,62	0
56	MG	1a	1734	1/1	0.95	0.09	54,54,54,54	0
56	MG	1A	3954	1/1	0.95	0.08	35,35,35,35	0
56	MG	1A	3475	1/1	0.95	0.10	49,49,49,49	0
56	MG	1A	3576	1/1	0.95	0.10	40,40,40,40	0
56	MG	1A	4082	1/1	0.95	0.09	55,55,55,55	0
56	MG	1A	3653	1/1	0.95	0.06	24,24,24,24	0
56	MG	1A	3045	1/1	0.95	0.06	33,33,33,33	0
56	MG	1a	1743	1/1	0.95	0.09	49,49,49,49	0
56	MG	1A	3764	1/1	0.95	0.05	36,36,36,36	0
56	MG	1A	3156	1/1	0.95	0.06	30,30,30,30	0

Continued on next page...

Continued from previous page...

Mol	Type	Chain	Res	Atoms	RSCC	RSR	B-factors(Å ²)	Q<0.9
56	MG	2A	3315	1/1	0.95	0.07	49,49,49,49	0
56	MG	1A	4087	1/1	0.95	0.07	48,48,48,48	0
56	MG	1a	1753	1/1	0.95	0.06	47,47,47,47	0
56	MG	1A	3131	1/1	0.95	0.13	62,62,62,62	0
56	MG	1S	203	1/1	0.95	0.11	67,67,67,67	0
56	MG	2A	3063	1/1	0.95	0.15	48,48,48,48	0
56	MG	2A	3187	1/1	0.95	0.07	45,45,45,45	0
56	MG	1A	3209	1/1	0.95	0.09	42,42,42,42	0
56	MG	1A	3771	1/1	0.95	0.07	41,41,41,41	0
56	MG	1U	204	1/1	0.95	0.20	34,34,34,34	0
56	MG	2A	3612	1/1	0.95	0.11	68,68,68,68	0
56	MG	2A	3759	1/1	0.95	0.10	54,54,54,54	0
56	MG	1A	3440	1/1	0.95	0.17	42,42,42,42	0
56	MG	1V	201	1/1	0.95	0.19	38,38,38,38	0
56	MG	2q	202	1/1	0.95	0.05	67,67,67,67	0
56	MG	1a	1768	1/1	0.95	0.12	54,54,54,54	0
56	MG	1A	3158	1/1	0.95	0.17	27,27,27,27	0
56	MG	1A	3777	1/1	0.95	0.07	46,46,46,46	0
56	MG	2A	3763	1/1	0.95	0.11	59,59,59,59	0
56	MG	2a	1631	1/1	0.95	0.24	50,50,50,50	0
56	MG	1W	205	1/1	0.95	0.18	39,39,39,39	0
56	MG	1a	1774	1/1	0.95	0.10	67,67,67,67	0
56	MG	2A	3069	1/1	0.95	0.26	49,49,49,49	0
56	MG	1A	4096	1/1	0.95	0.22	56,56,56,56	0
56	MG	2A	3621	1/1	0.95	0.19	55,55,55,55	0
56	MG	1A	3670	1/1	0.95	0.06	18,18,18,18	0
56	MG	1A	3671	1/1	0.95	0.06	18,18,18,18	0
56	MG	1A	3082	1/1	0.95	0.18	35,35,35,35	0
56	MG	1A	4103	1/1	0.95	0.21	28,28,28,28	0
56	MG	1a	1784	1/1	0.95	0.05	58,58,58,58	0
56	MG	1A	3484	1/1	0.95	0.20	47,47,47,47	0
56	MG	2A	3077	1/1	0.95	0.13	44,44,44,44	0
56	MG	1A	3531	1/1	0.95	0.32	61,61,61,61	0
56	MG	2A	3334	1/1	0.95	0.08	52,52,52,52	0
57	DI0	1A	4098	58/58	0.95	0.11	17,33,66,81	0
56	MG	2A	3207	1/1	0.95	0.18	34,34,34,34	0
56	MG	2a	1647	1/1	0.95	0.16	56,56,56,56	0
56	MG	1A	3786	1/1	0.95	0.08	19,19,19,19	0
56	MG	2A	3634	1/1	0.95	0.08	41,41,41,41	0
56	MG	2A	3124	1/1	0.96	0.15	44,44,44,44	0
56	MG	1A	3642	1/1	0.96	0.07	33,33,33,33	0
56	MG	1A	3135	1/1	0.96	0.08	30,30,30,30	0

Continued on next page...

Continued from previous page...

Mol	Type	Chain	Res	Atoms	RSCC	RSR	B-factors(\AA^2)	Q<0.9
56	MG	1A	4139	1/1	0.96	0.22	35,35,35,35	0
56	MG	1A	3993	1/1	0.96	0.06	68,68,68,68	0
56	MG	1a	1802	1/1	0.96	0.06	83,83,83,83	0
56	MG	1A	3994	1/1	0.96	0.06	33,33,33,33	0
56	MG	2A	3611	1/1	0.96	0.11	48,48,48,48	0
56	MG	1A	3136	1/1	0.96	0.06	36,36,36,36	0
56	MG	1A	3645	1/1	0.96	0.07	37,37,37,37	0
56	MG	15	102	1/1	0.96	0.19	38,38,38,38	0
56	MG	1a	1811	1/1	0.96	0.06	60,60,60,60	0
56	MG	1A	3444	1/1	0.96	0.10	38,38,38,38	0
56	MG	1A	3046	1/1	0.96	0.07	34,34,34,34	0
56	MG	2A	3786	1/1	0.96	0.10	49,49,49,49	0
56	MG	1a	1815	1/1	0.96	0.11	58,58,58,58	0
56	MG	1A	3769	1/1	0.96	0.05	36,36,36,36	0
56	MG	2a	1667	1/1	0.96	0.06	56,56,56,56	0
56	MG	16	103	1/1	0.96	0.14	32,32,32,32	0
56	MG	1A	3138	1/1	0.96	0.23	28,28,28,28	0
56	MG	1A	4150	1/1	0.96	0.09	38,38,38,38	0
56	MG	1A	3110	1/1	0.96	0.19	29,29,29,29	0
56	MG	1A	3772	1/1	0.96	0.08	17,17,17,17	0
56	MG	1A	3876	1/1	0.96	0.14	21,21,21,21	0
56	MG	2A	3796	1/1	0.96	0.08	69,69,69,69	0
56	MG	2A	3288	1/1	0.96	0.13	47,47,47,47	0
56	MG	1A	3773	1/1	0.96	0.05	58,58,58,58	0
56	MG	1A	3292	1/1	0.96	0.08	50,50,50,50	0
56	MG	2A	3142	1/1	0.96	0.21	32,32,32,32	0
56	MG	2A	3292	1/1	0.96	0.26	47,47,47,47	0
56	MG	1A	3501	1/1	0.96	0.16	39,39,39,39	0
56	MG	1A	3393	1/1	0.96	0.24	59,59,59,59	0
56	MG	2a	1684	1/1	0.96	0.10	52,52,52,52	0
56	MG	1a	1611	1/1	0.96	0.11	23,23,23,23	0
56	MG	2A	3633	1/1	0.96	0.06	63,63,63,63	0
56	MG	1A	4014	1/1	0.96	0.09	60,60,60,60	0
56	MG	2A	3810	1/1	0.96	0.05	51,51,51,51	0
56	MG	2a	1689	1/1	0.96	0.11	52,52,52,52	0
56	MG	1A	4015	1/1	0.96	0.07	72,72,72,72	0
56	MG	1A	3343	1/1	0.96	0.21	38,38,38,38	0
56	MG	2A	3813	1/1	0.96	0.07	56,56,56,56	0
56	MG	2A	3148	1/1	0.96	0.14	50,50,50,50	0
56	MG	2a	1694	1/1	0.96	0.21	51,51,51,51	0
56	MG	2A	3638	1/1	0.96	0.06	25,25,25,25	0
56	MG	1A	3213	1/1	0.96	0.13	40,40,40,40	0

Continued on next page...

Continued from previous page...

Mol	Type	Chain	Res	Atoms	RSCC	RSR	B-factors(\AA^2)	Q<0.9
56	MG	1a	1843	1/1	0.96	0.08	52,52,52,52	0
56	MG	2A	3150	1/1	0.96	0.05	40,40,40,40	0
56	MG	2A	3641	1/1	0.96	0.06	51,51,51,51	0
56	MG	1A	3657	1/1	0.96	0.07	44,44,44,44	0
56	MG	2A	3013	1/1	0.96	0.16	37,37,37,37	0
56	MG	1A	3089	1/1	0.96	0.07	47,47,47,47	0
56	MG	2A	3827	1/1	0.96	0.08	51,51,51,51	0
56	MG	1A	3042	1/1	0.96	0.12	28,28,28,28	0
56	MG	1A	3297	1/1	0.96	0.23	32,32,32,32	0
56	MG	1A	3891	1/1	0.96	0.06	38,38,38,38	0
56	MG	1A	3667	1/1	0.96	0.04	18,18,18,18	0
56	MG	1A	3033	1/1	0.96	0.16	29,29,29,29	0
56	MG	1A	3578	1/1	0.96	0.21	28,28,28,28	0
56	MG	2A	3840	1/1	0.96	0.06	72,72,72,72	0
56	MG	1A	4030	1/1	0.96	0.10	53,53,53,53	0
56	MG	2A	3464	1/1	0.96	0.16	31,31,31,31	0
56	MG	1A	3579	1/1	0.96	0.08	59,59,59,59	0
56	MG	1A	3093	1/1	0.96	0.14	58,58,58,58	0
56	MG	2A	3467	1/1	0.96	0.23	29,29,29,29	0
56	MG	2A	3848	1/1	0.96	0.12	29,29,29,29	0
56	MG	2A	3314	1/1	0.96	0.05	51,51,51,51	0
56	MG	2A	3658	1/1	0.96	0.13	51,51,51,51	0
56	MG	1A	3301	1/1	0.96	0.21	40,40,40,40	0
56	MG	1a	1647	1/1	0.96	0.06	35,35,35,35	0
56	MG	1A	3512	1/1	0.96	0.08	52,52,52,52	0
56	MG	1A	3218	1/1	0.96	0.25	57,57,57,57	0
56	MG	1A	3584	1/1	0.96	0.14	50,50,50,50	0
56	MG	2A	3856	1/1	0.96	0.22	37,37,37,37	0
56	MG	1A	3117	1/1	0.96	0.32	41,41,41,41	0
56	MG	1A	3220	1/1	0.96	0.09	48,48,48,48	0
56	MG	1A	3065	1/1	0.96	0.09	35,35,35,35	0
56	MG	1A	3096	1/1	0.96	0.16	54,54,54,54	0
56	MG	1A	4042	1/1	0.96	0.05	41,41,41,41	0
56	MG	1A	3908	1/1	0.96	0.07	46,46,46,46	0
56	MG	1A	3262	1/1	0.96	0.16	43,43,43,43	0
56	MG	1y	101	1/1	0.96	0.15	34,34,34,34	0
56	MG	1A	3411	1/1	0.96	0.14	44,44,44,44	0
56	MG	2a	1734	1/1	0.96	0.07	57,57,57,57	0
56	MG	2A	3038	1/1	0.96	0.26	41,41,41,41	0
56	MG	2A	3672	1/1	0.96	0.05	46,46,46,46	0
56	MG	2a	1738	1/1	0.96	0.07	65,65,65,65	0
56	MG	1A	3120	1/1	0.96	0.10	47,47,47,47	0

Continued on next page...

Continued from previous page...

Mol	Type	Chain	Res	Atoms	RSCC	RSR	B-factors(\AA^2)	Q<0.9
56	MG	1A	3076	1/1	0.96	0.09	33,33,33,33	0
56	MG	1A	4053	1/1	0.96	0.11	41,41,41,41	0
56	MG	1A	3100	1/1	0.96	0.11	52,52,52,52	0
56	MG	1B	212	1/1	0.96	0.14	51,51,51,51	0
56	MG	1A	3524	1/1	0.96	0.18	37,37,37,37	0
56	MG	1A	3597	1/1	0.96	0.07	52,52,52,52	0
56	MG	2A	3185	1/1	0.96	0.08	43,43,43,43	0
56	MG	2A	3186	1/1	0.96	0.09	56,56,56,56	0
56	MG	1A	4057	1/1	0.96	0.11	51,51,51,51	0
56	MG	1A	4058	1/1	0.96	0.11	48,48,48,48	0
56	MG	2A	3341	1/1	0.96	0.09	73,73,73,73	0
56	MG	2a	1754	1/1	0.96	0.06	57,57,57,57	0
56	MG	1A	4059	1/1	0.96	0.13	48,48,48,48	0
56	MG	2A	3190	1/1	0.96	0.22	43,43,43,43	0
56	MG	1A	3229	1/1	0.96	0.08	51,51,51,51	0
56	MG	1A	3699	1/1	0.96	0.09	33,33,33,33	0
56	MG	1A	3077	1/1	0.96	0.18	39,39,39,39	0
56	MG	1A	3814	1/1	0.96	0.10	58,58,58,58	0
56	MG	1A	4064	1/1	0.96	0.07	48,48,48,48	0
56	MG	1A	3124	1/1	0.96	0.10	35,35,35,35	0
56	MG	1A	3315	1/1	0.96	0.09	36,36,36,36	0
56	MG	1A	3924	1/1	0.96	0.06	57,57,57,57	0
56	MG	1A	3603	1/1	0.96	0.07	31,31,31,31	0
56	MG	2A	3200	1/1	0.96	0.20	47,47,47,47	0
56	MG	1A	3189	1/1	0.96	0.36	44,44,44,44	0
56	MG	2A	3060	1/1	0.96	0.12	38,38,38,38	0
56	MG	1A	3473	1/1	0.96	0.12	34,34,34,34	0
56	MG	1A	3931	1/1	0.96	0.09	44,44,44,44	0
56	MG	1A	3474	1/1	0.96	0.06	41,41,41,41	0
56	MG	2a	1775	1/1	0.96	0.06	49,49,49,49	0
56	MG	2a	1776	1/1	0.96	0.17	49,49,49,49	0
56	MG	1D	304	1/1	0.96	0.11	36,36,36,36	0
56	MG	1A	3710	1/1	0.96	0.07	54,54,54,54	0
56	MG	1A	4076	1/1	0.96	0.07	44,44,44,44	0
56	MG	2A	3211	1/1	0.96	0.15	32,32,32,32	0
56	MG	2a	1781	1/1	0.96	0.19	55,55,55,55	0
56	MG	1A	3935	1/1	0.96	0.08	45,45,45,45	0
56	MG	2a	1783	1/1	0.96	0.23	58,58,58,58	0
56	MG	1A	3318	1/1	0.96	0.17	32,32,32,32	0
56	MG	1A	3003	1/1	0.96	0.11	20,20,20,20	0
56	MG	2G	201	1/1	0.96	0.11	62,62,62,62	0
56	MG	1A	3234	1/1	0.96	0.26	35,35,35,35	0

Continued on next page...

Continued from previous page...

Mol	Type	Chain	Res	Atoms	RSCC	RSR	B-factors(\AA^2)	Q<0.9
56	MG	1A	3942	1/1	0.96	0.10	43,43,43,43	0
56	MG	2A	3218	1/1	0.96	0.07	57,57,57,57	0
56	MG	1A	3715	1/1	0.96	0.09	35,35,35,35	0
56	MG	1A	3611	1/1	0.96	0.06	21,21,21,21	0
56	MG	1a	1707	1/1	0.96	0.18	42,42,42,42	0
56	MG	1A	3235	1/1	0.96	0.18	26,26,26,26	0
56	MG	1A	3946	1/1	0.96	0.07	47,47,47,47	0
56	MG	1A	3948	1/1	0.96	0.05	32,32,32,32	0
56	MG	1F	307	1/1	0.96	0.14	34,34,34,34	0
56	MG	1A	3538	1/1	0.96	0.06	39,39,39,39	0
56	MG	2A	3375	1/1	0.96	0.08	47,47,47,47	0
56	MG	1A	3615	1/1	0.96	0.13	30,30,30,30	0
56	MG	1A	4090	1/1	0.96	0.24	61,61,61,61	0
56	MG	2A	3081	1/1	0.96	0.06	41,41,41,41	0
56	MG	1A	3724	1/1	0.96	0.07	76,76,76,76	0
56	MG	1A	3479	1/1	0.96	0.15	45,45,45,45	0
56	MG	2A	3085	1/1	0.96	0.05	34,34,34,34	0
56	MG	1A	3191	1/1	0.96	0.23	34,34,34,34	0
56	MG	2A	3088	1/1	0.96	0.11	48,48,48,48	0
56	MG	1A	3323	1/1	0.96	0.17	42,42,42,42	0
56	MG	2A	3548	1/1	0.96	0.08	42,42,42,42	0
56	MG	1a	1725	1/1	0.96	0.13	46,46,46,46	0
56	MG	1A	3729	1/1	0.96	0.08	44,44,44,44	0
56	MG	1A	3619	1/1	0.96	0.09	31,31,31,31	0
56	MG	1a	1729	1/1	0.96	0.11	48,48,48,48	0
56	MG	2A	3092	1/1	0.96	0.07	35,35,35,35	0
56	MG	2A	3238	1/1	0.96	0.10	28,28,28,28	0
56	MG	1a	1732	1/1	0.96	0.06	50,50,50,50	0
56	MG	1a	1733	1/1	0.96	0.08	52,52,52,52	0
56	MG	1A	3128	1/1	0.96	0.20	30,30,30,30	0
56	MG	1O	204	1/1	0.96	0.07	51,51,51,51	0
56	MG	1a	1736	1/1	0.96	0.09	34,34,34,34	0
56	MG	1A	3160	1/1	0.96	0.21	32,32,32,32	0
56	MG	1A	3239	1/1	0.96	0.26	29,29,29,29	0
56	MG	1A	3080	1/1	0.96	0.09	55,55,55,55	0
56	MG	1P	203	1/1	0.96	0.20	29,29,29,29	0
56	MG	2A	3559	1/1	0.96	0.05	32,32,32,32	0
56	MG	2A	3243	1/1	0.96	0.13	50,50,50,50	0
56	MG	1A	3628	1/1	0.96	0.04	25,25,25,25	0
56	MG	2A	3562	1/1	0.96	0.06	43,43,43,43	0
56	MG	1A	4106	1/1	0.96	0.07	52,52,52,52	0
56	MG	1a	1750	1/1	0.96	0.07	53,53,53,53	0

Continued on next page...

Continued from previous page...

Mol	Type	Chain	Res	Atoms	RSCC	RSR	B-factors(\AA^2)	Q<0.9
56	MG	1A	3738	1/1	0.96	0.09	26,26,26,26	0
56	MG	1a	1752	1/1	0.96	0.13	43,43,43,43	0
56	MG	1A	4109	1/1	0.96	0.10	37,37,37,37	0
56	MG	1A	3739	1/1	0.96	0.11	35,35,35,35	0
56	MG	1A	3968	1/1	0.96	0.12	52,52,52,52	0
56	MG	1S	202	1/1	0.96	0.09	45,45,45,45	0
56	MG	2A	3401	1/1	0.96	0.18	46,46,46,46	0
56	MG	2A	3572	1/1	0.96	0.07	36,36,36,36	0
56	MG	2I	201	1/1	0.96	0.09	65,65,65,65	0
56	MG	1A	4113	1/1	0.96	0.13	49,49,49,49	0
56	MG	1U	201	1/1	0.96	0.17	37,37,37,37	0
56	MG	1a	1763	1/1	0.96	0.11	38,38,38,38	0
56	MG	1A	3067	1/1	0.96	0.08	29,29,29,29	0
56	MG	1A	3630	1/1	0.96	0.10	33,33,33,33	0
56	MG	2A	3576	1/1	0.96	0.07	49,49,49,49	0
56	MG	1A	3632	1/1	0.96	0.06	44,44,44,44	0
56	MG	1A	3032	1/1	0.96	0.34	32,32,32,32	0
56	MG	1A	3748	1/1	0.96	0.07	20,20,20,20	0
56	MG	1A	3976	1/1	0.96	0.07	66,66,66,66	0
56	MG	1A	4123	1/1	0.96	0.13	36,36,36,36	0
56	MG	2A	3586	1/1	0.96	0.06	32,32,32,32	0
56	MG	1A	3977	1/1	0.96	0.16	38,38,38,38	0
56	MG	1A	3069	1/1	0.96	0.14	27,27,27,27	0
56	MG	1A	3202	1/1	0.96	0.09	25,25,25,25	0
56	MG	1X	103	1/1	0.96	0.06	40,40,40,40	0
56	MG	2A	3115	1/1	0.96	0.10	40,40,40,40	0
56	MG	2A	3591	1/1	0.96	0.09	34,34,34,34	0
56	MG	1A	3439	1/1	0.96	0.09	42,42,42,42	0
56	MG	1A	3857	1/1	0.96	0.13	54,54,54,54	0
56	MG	1A	3491	1/1	0.96	0.33	34,34,34,34	0
56	MG	2A	3596	1/1	0.96	0.12	46,46,46,46	0
56	MG	1A	3061	1/1	0.96	0.05	35,35,35,35	0
56	MG	1A	4132	1/1	0.96	0.14	34,34,34,34	0
56	MG	1A	3860	1/1	0.96	0.05	29,29,29,29	0
56	MG	1A	3556	1/1	0.96	0.22	37,37,37,37	0
56	MG	1A	3134	1/1	0.96	0.13	46,46,46,46	0
59	ZN	2n	501	1/1	0.96	0.07	97,97,97,97	0
56	MG	1B	206	1/1	0.97	0.06	44,44,44,44	0
56	MG	1A	3022	1/1	0.97	0.06	34,34,34,34	0
56	MG	1a	1635	1/1	0.97	0.10	36,36,36,36	0
56	MG	1A	3839	1/1	0.97	0.12	45,45,45,45	0
56	MG	2a	1672	1/1	0.97	0.15	40,40,40,40	0

Continued on next page...

Continued from previous page...

Mol	Type	Chain	Res	Atoms	RSCC	RSR	B-factors(\AA^2)	Q<0.9
56	MG	1A	3417	1/1	0.97	0.12	58,58,58,58	0
56	MG	2A	3412	1/1	0.97	0.08	57,57,57,57	0
56	MG	2A	3554	1/1	0.97	0.08	46,46,46,46	0
56	MG	1A	3024	1/1	0.97	0.16	33,33,33,33	0
56	MG	1A	3056	1/1	0.97	0.13	34,34,34,34	0
56	MG	2A	3161	1/1	0.97	0.05	42,42,42,42	0
56	MG	1A	3126	1/1	0.97	0.19	32,32,32,32	0
56	MG	1A	3655	1/1	0.97	0.07	14,14,14,14	0
56	MG	1A	4074	1/1	0.97	0.07	49,49,49,49	0
56	MG	1A	3845	1/1	0.97	0.10	28,28,28,28	0
56	MG	2A	3047	1/1	0.97	0.20	31,31,31,31	0
56	MG	2A	3564	1/1	0.97	0.07	57,57,57,57	0
56	MG	1A	3153	1/1	0.97	0.11	42,42,42,42	0
56	MG	1A	3753	1/1	0.97	0.07	26,26,26,26	0
56	MG	1A	3330	1/1	0.97	0.15	46,46,46,46	0
56	MG	1A	3331	1/1	0.97	0.11	43,43,43,43	0
56	MG	1A	3590	1/1	0.97	0.24	34,34,34,34	0
56	MG	1A	3961	1/1	0.97	0.04	64,64,64,64	0
56	MG	1A	3851	1/1	0.97	0.08	51,51,51,51	0
56	MG	1A	3662	1/1	0.97	0.08	21,21,21,21	0
56	MG	2A	3723	1/1	0.97	0.06	26,26,26,26	0
56	MG	1A	3758	1/1	0.97	0.08	34,34,34,34	0
56	MG	1A	3154	1/1	0.97	0.15	44,44,44,44	0
56	MG	1A	3184	1/1	0.97	0.08	40,40,40,40	0
56	MG	2A	3059	1/1	0.97	0.06	48,48,48,48	0
56	MG	2A	3179	1/1	0.97	0.22	46,46,46,46	0
56	MG	1D	302	1/1	0.97	0.06	33,33,33,33	0
56	MG	1A	3761	1/1	0.97	0.05	43,43,43,43	0
56	MG	1A	3593	1/1	0.97	0.08	34,34,34,34	0
56	MG	2A	3585	1/1	0.97	0.06	45,45,45,45	0
56	MG	1D	306	1/1	0.97	0.12	23,23,23,23	0
56	MG	1w	107	1/1	0.97	0.08	38,38,38,38	0
56	MG	1A	3669	1/1	0.97	0.07	20,20,20,20	0
56	MG	1D	308	1/1	0.97	0.23	31,31,31,31	0
56	MG	1A	3973	1/1	0.97	0.11	20,20,20,20	0
56	MG	1A	3127	1/1	0.97	0.22	35,35,35,35	0
56	MG	1A	3377	1/1	0.97	0.10	44,44,44,44	0
56	MG	1E	301	1/1	0.97	0.10	35,35,35,35	0
56	MG	1A	3767	1/1	0.97	0.05	21,21,21,21	0
56	MG	1E	303	1/1	0.97	0.11	36,36,36,36	0
56	MG	1A	3768	1/1	0.97	0.05	20,20,20,20	0
56	MG	1A	3221	1/1	0.97	0.13	39,39,39,39	0

Continued on next page...

Continued from previous page...

Mol	Type	Chain	Res	Atoms	RSCC	RSR	B-factors(\AA^2)	Q<0.9
56	MG	1A	3379	1/1	0.97	0.07	20,20,20,20	0
56	MG	1A	3085	1/1	0.97	0.14	36,36,36,36	0
56	MG	1F	301	1/1	0.97	0.04	31,31,31,31	0
56	MG	1a	1682	1/1	0.97	0.23	36,36,36,36	0
56	MG	1A	4101	1/1	0.97	0.05	47,47,47,47	0
56	MG	1F	303	1/1	0.97	0.26	36,36,36,36	0
56	MG	1a	1685	1/1	0.97	0.16	44,44,44,44	0
56	MG	1A	4102	1/1	0.97	0.32	41,41,41,41	0
56	MG	2A	3598	1/1	0.97	0.09	29,29,29,29	0
56	MG	1A	3677	1/1	0.97	0.05	22,22,22,22	0
56	MG	1A	3037	1/1	0.97	0.13	22,22,22,22	0
56	MG	2A	3075	1/1	0.97	0.07	40,40,40,40	0
56	MG	2A	3602	1/1	0.97	0.04	35,35,35,35	0
56	MG	2A	3603	1/1	0.97	0.08	49,49,49,49	0
56	MG	1A	4105	1/1	0.97	0.10	30,30,30,30	0
56	MG	1A	3038	1/1	0.97	0.50	36,36,36,36	0
56	MG	1A	3601	1/1	0.97	0.07	38,38,38,38	0
56	MG	1A	3435	1/1	0.97	0.32	50,50,50,50	0
56	MG	2A	3080	1/1	0.97	0.07	39,39,39,39	0
56	MG	1A	3871	1/1	0.97	0.06	46,46,46,46	0
56	MG	1N	201	1/1	0.97	0.07	48,48,48,48	0
56	MG	1A	3778	1/1	0.97	0.08	16,16,16,16	0
56	MG	1a	1701	1/1	0.97	0.22	46,46,46,46	0
56	MG	2A	3203	1/1	0.97	0.16	35,35,35,35	0
56	MG	1N	204	1/1	0.97	0.07	46,46,46,46	0
56	MG	2A	3083	1/1	0.97	0.08	36,36,36,36	0
56	MG	1A	3683	1/1	0.97	0.06	13,13,13,13	0
56	MG	1A	3992	1/1	0.97	0.05	70,70,70,70	0
56	MG	2D	301	1/1	0.97	0.07	34,34,34,34	0
56	MG	1A	3874	1/1	0.97	0.05	18,18,18,18	0
56	MG	2a	1747	1/1	0.97	0.14	51,51,51,51	0
56	MG	2a	1748	1/1	0.97	0.05	56,56,56,56	0
56	MG	1A	3383	1/1	0.97	0.08	43,43,43,43	0
56	MG	1A	3015	1/1	0.97	0.07	37,37,37,37	0
56	MG	1O	203	1/1	0.97	0.07	51,51,51,51	0
56	MG	2A	3336	1/1	0.97	0.18	50,50,50,50	0
56	MG	2A	3338	1/1	0.97	0.09	47,47,47,47	0
56	MG	2A	3212	1/1	0.97	0.12	35,35,35,35	0
56	MG	1A	3385	1/1	0.97	0.15	32,32,32,32	0
56	MG	1A	4121	1/1	0.97	0.10	27,27,27,27	0
56	MG	1A	3783	1/1	0.97	0.09	18,18,18,18	0
56	MG	1A	4000	1/1	0.97	0.04	36,36,36,36	0

Continued on next page...

Continued from previous page...

Mol	Type	Chain	Res	Atoms	RSCC	RSR	B-factors(\AA^2)	Q<0.9
56	MG	2A	3628	1/1	0.97	0.11	55,55,55,55	0
56	MG	1A	3882	1/1	0.97	0.07	20,20,20,20	0
56	MG	1A	4002	1/1	0.97	0.05	32,32,32,32	0
56	MG	1A	3687	1/1	0.97	0.07	35,35,35,35	0
56	MG	1A	3299	1/1	0.97	0.06	32,32,32,32	0
56	MG	1A	4005	1/1	0.97	0.05	53,53,53,53	0
56	MG	1a	1724	1/1	0.97	0.08	23,23,23,23	0
56	MG	1A	3226	1/1	0.97	0.16	39,39,39,39	0
56	MG	2P	203	1/1	0.97	0.28	49,49,49,49	0
56	MG	2A	3779	1/1	0.97	0.06	36,36,36,36	0
56	MG	2a	1771	1/1	0.97	0.08	54,54,54,54	0
56	MG	2Q	202	1/1	0.97	0.23	41,41,41,41	0
56	MG	1a	1727	1/1	0.97	0.14	30,30,30,30	0
56	MG	2a	1774	1/1	0.97	0.06	63,63,63,63	0
56	MG	1A	4007	1/1	0.97	0.06	54,54,54,54	0
56	MG	1A	3109	1/1	0.97	0.41	35,35,35,35	0
56	MG	1A	3547	1/1	0.97	0.28	38,38,38,38	0
56	MG	2A	3783	1/1	0.97	0.07	48,48,48,48	0
56	MG	1A	4134	1/1	0.97	0.24	29,29,29,29	0
56	MG	2A	3104	1/1	0.97	0.25	51,51,51,51	0
56	MG	1A	3048	1/1	0.97	0.09	23,23,23,23	0
56	MG	2U	203	1/1	0.97	0.25	58,58,58,58	0
56	MG	2A	3787	1/1	0.97	0.04	55,55,55,55	0
56	MG	1A	3693	1/1	0.97	0.08	24,24,24,24	0
56	MG	1A	3049	1/1	0.97	0.09	38,38,38,38	0
56	MG	1A	3697	1/1	0.97	0.07	18,18,18,18	0
56	MG	1A	3075	1/1	0.97	0.07	28,28,28,28	0
56	MG	1A	3796	1/1	0.97	0.27	30,30,30,30	0
56	MG	2a	1789	1/1	0.97	0.10	45,45,45,45	0
56	MG	2a	1790	1/1	0.97	0.10	58,58,58,58	0
56	MG	1W	202	1/1	0.97	0.14	35,35,35,35	0
56	MG	1A	3392	1/1	0.97	0.05	51,51,51,51	0
56	MG	1a	1745	1/1	0.97	0.06	35,35,35,35	0
56	MG	1W	204	1/1	0.97	0.24	39,39,39,39	0
56	MG	2A	3491	1/1	0.97	0.10	51,51,51,51	0
56	MG	1a	1748	1/1	0.97	0.11	62,62,62,62	0
56	MG	2A	3797	1/1	0.97	0.08	32,32,32,32	0
56	MG	1X	102	1/1	0.97	0.20	39,39,39,39	0
56	MG	1A	3195	1/1	0.97	0.05	39,39,39,39	0
56	MG	27	101	1/1	0.97	0.13	50,50,50,50	0
56	MG	1X	104	1/1	0.97	0.21	43,43,43,43	0
56	MG	1A	3114	1/1	0.97	0.07	39,39,39,39	0

Continued on next page...

Continued from previous page...

Mol	Type	Chain	Res	Atoms	RSCC	RSR	B-factors(\AA^2)	Q<0.9
56	MG	1A	3800	1/1	0.97	0.07	43,43,43,43	0
56	MG	1A	3702	1/1	0.97	0.05	49,49,49,49	0
56	MG	1A	3555	1/1	0.97	0.09	41,41,41,41	0
56	MG	1A	3094	1/1	0.97	0.13	17,17,17,17	0
56	MG	1a	1759	1/1	0.97	0.06	39,39,39,39	0
56	MG	2A	3804	1/1	0.97	0.11	70,70,70,70	0
56	MG	1A	3050	1/1	0.97	0.13	42,42,42,42	0
56	MG	10	101	1/1	0.97	0.08	38,38,38,38	0
56	MG	1A	3707	1/1	0.97	0.03	16,16,16,16	0
56	MG	1A	3560	1/1	0.97	0.27	42,42,42,42	0
56	MG	2A	3809	1/1	0.97	0.10	57,57,57,57	0
56	MG	2A	3371	1/1	0.97	0.11	55,55,55,55	0
56	MG	1A	3623	1/1	0.97	0.07	26,26,26,26	0
56	MG	1A	3398	1/1	0.97	0.13	40,40,40,40	0
56	MG	1a	1769	1/1	0.97	0.06	74,74,74,74	0
56	MG	1A	3626	1/1	0.97	0.06	19,19,19,19	0
56	MG	1A	3399	1/1	0.97	0.05	51,51,51,51	0
56	MG	11	104	1/1	0.97	0.06	44,44,44,44	0
56	MG	1A	3031	1/1	0.97	0.19	32,32,32,32	0
56	MG	1A	3168	1/1	0.97	0.28	34,34,34,34	0
56	MG	2A	3818	1/1	0.97	0.10	42,42,42,42	0
56	MG	1A	3097	1/1	0.97	0.14	34,34,34,34	0
56	MG	1A	3631	1/1	0.97	0.05	20,20,20,20	0
56	MG	15	101	1/1	0.97	0.05	41,41,41,41	0
56	MG	1A	3010	1/1	0.97	0.12	38,38,38,38	0
56	MG	2a	1828	1/1	0.97	0.14	41,41,41,41	0
56	MG	2A	3511	1/1	0.97	0.27	42,42,42,42	0
56	MG	1A	4039	1/1	0.97	0.07	19,19,19,19	0
56	MG	2A	3255	1/1	0.97	0.15	55,55,55,55	0
56	MG	2A	3828	1/1	0.97	0.04	43,43,43,43	0
56	MG	1A	3567	1/1	0.97	0.27	35,35,35,35	0
56	MG	1A	3205	1/1	0.97	0.08	46,46,46,46	0
56	MG	1A	3144	1/1	0.97	0.14	36,36,36,36	0
56	MG	18	101	1/1	0.97	0.09	45,45,45,45	0
56	MG	2A	3834	1/1	0.97	0.08	34,34,34,34	0
56	MG	2A	3835	1/1	0.97	0.05	73,73,73,73	0
56	MG	1a	1793	1/1	0.97	0.05	51,51,51,51	0
56	MG	1A	3726	1/1	0.97	0.06	65,65,65,65	0
56	MG	2A	3837	1/1	0.97	0.07	61,61,61,61	0
56	MG	1a	1796	1/1	0.97	0.06	42,42,42,42	0
56	MG	2A	3520	1/1	0.97	0.12	40,40,40,40	0
56	MG	2A	3521	1/1	0.97	0.09	53,53,53,53	0

Continued on next page...

Continued from previous page...

Mol	Type	Chain	Res	Atoms	RSCC	RSR	B-factors(Å ²)	Q<0.9
56	MG	2A	3017	1/1	0.97	0.07	53,53,53,53	0
56	MG	1A	3099	1/1	0.97	0.11	23,23,23,23	0
56	MG	1A	3317	1/1	0.97	0.08	47,47,47,47	0
56	MG	1A	3278	1/1	0.97	0.25	27,27,27,27	0
56	MG	1a	1807	1/1	0.97	0.08	67,67,67,67	0
56	MG	1A	4050	1/1	0.97	0.10	37,37,37,37	0
56	MG	1A	3824	1/1	0.97	0.06	24,24,24,24	0
56	MG	1A	3513	1/1	0.97	0.07	49,49,49,49	0
56	MG	1A	3732	1/1	0.97	0.05	23,23,23,23	0
56	MG	2A	3531	1/1	0.97	0.07	40,40,40,40	0
56	MG	1A	3360	1/1	0.97	0.11	38,38,38,38	0
56	MG	2A	3533	1/1	0.97	0.05	59,59,59,59	0
56	MG	1A	3575	1/1	0.97	0.14	40,40,40,40	0
56	MG	1A	3208	1/1	0.97	0.07	35,35,35,35	0
56	MG	1A	3936	1/1	0.97	0.06	62,62,62,62	0
56	MG	1A	3079	1/1	0.97	0.10	27,27,27,27	0
56	MG	1A	3210	1/1	0.97	0.28	32,32,32,32	0
56	MG	2A	3541	1/1	0.97	0.05	54,54,54,54	0
56	MG	1A	3833	1/1	0.97	0.06	46,46,46,46	0
56	MG	1A	3941	1/1	0.97	0.07	49,49,49,49	0
56	MG	1A	3009	1/1	0.97	0.04	17,17,17,17	0
56	MG	1A	3176	1/1	0.97	0.12	26,26,26,26	0
56	MG	1A	3284	1/1	0.97	0.12	45,45,45,45	0
59	ZN	2Y	201	1/1	0.97	0.05	106,106,106,106	0
56	MG	2A	3279	1/1	0.97	0.18	54,54,54,54	0
56	MG	1A	3744	1/1	0.97	0.04	25,25,25,25	0
56	MG	1A	4025	1/1	0.98	0.05	42,42,42,42	0
56	MG	1D	309	1/1	0.98	0.12	27,27,27,27	0
56	MG	1A	3008	1/1	0.98	0.05	23,23,23,23	0
56	MG	2A	3337	1/1	0.98	0.06	37,37,37,37	0
56	MG	1A	3177	1/1	0.98	0.10	25,25,25,25	0
56	MG	1D	313	1/1	0.98	0.22	39,39,39,39	0
56	MG	1A	3610	1/1	0.98	0.04	29,29,29,29	0
56	MG	1A	3305	1/1	0.98	0.09	40,40,40,40	0
56	MG	1A	3552	1/1	0.98	0.04	33,33,33,33	0
56	MG	1A	3963	1/1	0.98	0.06	59,59,59,59	0
56	MG	1A	3647	1/1	0.98	0.06	28,28,28,28	0
56	MG	2a	1753	1/1	0.98	0.05	67,67,67,67	0
56	MG	1A	3965	1/1	0.98	0.07	52,52,52,52	0
56	MG	1A	3152	1/1	0.98	0.07	35,35,35,35	0
56	MG	1E	308	1/1	0.98	0.08	43,43,43,43	0
56	MG	1A	4107	1/1	0.98	0.13	22,22,22,22	0

Continued on next page...

Continued from previous page...

Mol	Type	Chain	Res	Atoms	RSCC	RSR	B-factors(\AA^2)	Q<0.9
56	MG	2A	3807	1/1	0.98	0.07	65,65,65,65	0
56	MG	1A	3141	1/1	0.98	0.19	17,17,17,17	0
56	MG	1a	1617	1/1	0.98	0.05	58,58,58,58	0
56	MG	2A	3430	1/1	0.98	0.03	40,40,40,40	0
56	MG	1A	3430	1/1	0.98	0.19	41,41,41,41	0
56	MG	1a	1620	1/1	0.98	0.05	44,44,44,44	0
56	MG	2a	1764	1/1	0.98	0.05	65,65,65,65	0
56	MG	1w	106	1/1	0.98	0.06	77,77,77,77	0
56	MG	2A	3613	1/1	0.98	0.05	34,34,34,34	0
56	MG	2A	3517	1/1	0.98	0.09	17,17,17,17	0
56	MG	2A	3432	1/1	0.98	0.06	33,33,33,33	0
56	MG	1A	3092	1/1	0.98	0.16	43,43,43,43	0
56	MG	1A	3694	1/1	0.98	0.07	15,15,15,15	0
56	MG	2A	3816	1/1	0.98	0.05	28,28,28,28	0
56	MG	1a	1744	1/1	0.98	0.05	36,36,36,36	0
56	MG	2A	3619	1/1	0.98	0.05	35,35,35,35	0
56	MG	1A	3971	1/1	0.98	0.07	28,28,28,28	0
56	MG	1A	3695	1/1	0.98	0.06	16,16,16,16	0
56	MG	1a	1630	1/1	0.98	0.05	36,36,36,36	0
56	MG	1A	3012	1/1	0.98	0.07	23,23,23,23	0
56	MG	2A	3821	1/1	0.98	0.05	28,28,28,28	0
56	MG	1A	3559	1/1	0.98	0.19	34,34,34,34	0
56	MG	1A	4117	1/1	0.98	0.18	29,29,29,29	0
56	MG	1A	3750	1/1	0.98	0.06	38,38,38,38	0
56	MG	1A	3530	1/1	0.98	0.05	33,33,33,33	0
56	MG	2A	3528	1/1	0.98	0.06	70,70,70,70	0
56	MG	1A	4045	1/1	0.98	0.06	37,37,37,37	0
56	MG	1A	4046	1/1	0.98	0.04	31,31,31,31	0
56	MG	2A	3831	1/1	0.98	0.08	29,29,29,29	0
56	MG	2A	3832	1/1	0.98	0.04	53,53,53,53	0
56	MG	1A	4047	1/1	0.98	0.05	41,41,41,41	0
56	MG	1A	3621	1/1	0.98	0.06	47,47,47,47	0
56	MG	1A	3112	1/1	0.98	0.19	37,37,37,37	0
56	MG	1A	3806	1/1	0.98	0.17	25,25,25,25	0
56	MG	1A	3532	1/1	0.98	0.29	40,40,40,40	0
56	MG	2A	3205	1/1	0.98	0.07	47,47,47,47	0
56	MG	2A	3206	1/1	0.98	0.11	41,41,41,41	0
56	MG	2A	3538	1/1	0.98	0.05	29,29,29,29	0
56	MG	1A	3658	1/1	0.98	0.06	35,35,35,35	0
56	MG	1A	3624	1/1	0.98	0.04	38,38,38,38	0
56	MG	1A	3983	1/1	0.98	0.06	37,37,37,37	0
56	MG	2A	3543	1/1	0.98	0.05	35,35,35,35	0

Continued on next page...

Continued from previous page...

Mol	Type	Chain	Res	Atoms	RSCC	RSR	B-factors(\AA^2)	Q<0.9
56	MG	1A	3704	1/1	0.98	0.11	51,51,51,51	0
56	MG	1A	3506	1/1	0.98	0.17	26,26,26,26	0
56	MG	1A	3661	1/1	0.98	0.06	17,17,17,17	0
56	MG	2a	1674	1/1	0.98	0.04	59,59,59,59	0
56	MG	1A	3227	1/1	0.98	0.06	34,34,34,34	0
56	MG	1A	3276	1/1	0.98	0.07	47,47,47,47	0
56	MG	1A	3664	1/1	0.98	0.04	39,39,39,39	0
56	MG	2A	3853	1/1	0.98	0.13	53,53,53,53	0
56	MG	1a	1780	1/1	0.98	0.04	64,64,64,64	0
56	MG	1A	3991	1/1	0.98	0.04	68,68,68,68	0
56	MG	1A	3763	1/1	0.98	0.06	16,16,16,16	0
56	MG	1A	4140	1/1	0.98	0.28	31,31,31,31	0
56	MG	1A	3929	1/1	0.98	0.05	37,37,37,37	0
56	MG	2A	3652	1/1	0.98	0.08	26,26,26,26	0
56	MG	1a	1787	1/1	0.98	0.04	64,64,64,64	0
56	MG	1A	3930	1/1	0.98	0.05	47,47,47,47	0
56	MG	2A	3381	1/1	0.98	0.14	43,43,43,43	0
56	MG	2A	3861	1/1	0.98	0.07	45,45,45,45	0
56	MG	2A	3556	1/1	0.98	0.05	33,33,33,33	0
56	MG	2A	3221	1/1	0.98	0.13	36,36,36,36	0
56	MG	2A	3301	1/1	0.98	0.16	54,54,54,54	0
56	MG	1A	3995	1/1	0.98	0.08	18,18,18,18	0
56	MG	1A	3665	1/1	0.98	0.08	22,22,22,22	0
56	MG	1A	3666	1/1	0.98	0.05	22,22,22,22	0
56	MG	1A	3294	1/1	0.98	0.05	28,28,28,28	0
56	MG	1a	1798	1/1	0.98	0.04	66,66,66,66	0
56	MG	1a	1676	1/1	0.98	0.14	35,35,35,35	0
56	MG	1W	206	1/1	0.98	0.12	31,31,31,31	0
56	MG	1a	1803	1/1	0.98	0.06	70,70,70,70	0
56	MG	1A	3999	1/1	0.98	0.03	30,30,30,30	0
56	MG	1A	3713	1/1	0.98	0.04	20,20,20,20	0
56	MG	1A	3437	1/1	0.98	0.16	54,54,54,54	0
56	MG	1A	3021	1/1	0.98	0.05	21,21,21,21	0
56	MG	1A	3013	1/1	0.98	0.27	26,26,26,26	0
56	MG	1A	4075	1/1	0.98	0.12	36,36,36,36	0
56	MG	1a	1810	1/1	0.98	0.04	59,59,59,59	0
56	MG	2A	3569	1/1	0.98	0.08	47,47,47,47	0
56	MG	1B	215	1/1	0.98	0.03	52,52,52,52	0
56	MG	1B	216	1/1	0.98	0.09	38,38,38,38	0
56	MG	2A	3153	1/1	0.98	0.04	49,49,49,49	0
56	MG	2A	3571	1/1	0.98	0.06	36,36,36,36	0
56	MG	1A	3395	1/1	0.98	0.05	33,33,33,33	0

Continued on next page...

Continued from previous page...

Mol	Type	Chain	Res	Atoms	RSCC	RSR	B-factors(Å ²)	Q<0.9
56	MG	1A	3718	1/1	0.98	0.04	39,39,39,39	0
56	MG	2X	101	1/1	0.98	0.09	47,47,47,47	0
56	MG	1A	3199	1/1	0.98	0.07	35,35,35,35	0
56	MG	1A	3720	1/1	0.98	0.05	32,32,32,32	0
56	MG	1A	3828	1/1	0.98	0.10	56,56,56,56	0
56	MG	1A	3673	1/1	0.98	0.04	51,51,51,51	0
56	MG	1A	3200	1/1	0.98	0.07	37,37,37,37	0
56	MG	1a	1824	1/1	0.98	0.18	51,51,51,51	0
56	MG	11	101	1/1	0.98	0.05	27,27,27,27	0
56	MG	2A	3580	1/1	0.98	0.09	37,37,37,37	0
56	MG	1A	3947	1/1	0.98	0.04	53,53,53,53	0
56	MG	1A	3023	1/1	0.98	0.04	18,18,18,18	0
56	MG	2A	3087	1/1	0.98	0.06	29,29,29,29	0
56	MG	2A	3584	1/1	0.98	0.10	33,33,33,33	0
56	MG	1A	3886	1/1	0.98	0.04	49,49,49,49	0
56	MG	1A	3036	1/1	0.98	0.06	27,27,27,27	0
56	MG	1A	3637	1/1	0.98	0.07	12,12,12,12	0
56	MG	1A	3421	1/1	0.98	0.10	40,40,40,40	0
56	MG	1A	4089	1/1	0.98	0.05	30,30,30,30	0
56	MG	1A	3953	1/1	0.98	0.05	34,34,34,34	0
56	MG	1A	3014	1/1	0.98	0.06	29,29,29,29	0
56	MG	1A	4019	1/1	0.98	0.04	44,44,44,44	0
56	MG	1A	3730	1/1	0.98	0.07	47,47,47,47	0
56	MG	2a	1736	1/1	0.98	0.04	84,84,84,84	0
56	MG	2A	3022	1/1	0.98	0.14	47,47,47,47	0
56	MG	1A	3081	1/1	0.98	0.13	39,39,39,39	0
59	ZN	14	501	1/1	0.98	0.05	94,94,94,94	0
56	MG	2A	3793	1/1	0.98	0.08	63,63,63,63	0
56	MG	17	103	1/1	0.98	0.07	41,41,41,41	0
56	MG	1A	3341	1/1	0.98	0.13	47,47,47,47	0
60	SF4	2d	303	8/8	0.98	0.04	62,72,82,88	0
56	MG	1A	3989	1/1	0.99	0.03	34,34,34,34	0
56	MG	1A	3879	1/1	0.99	0.08	40,40,40,40	0
56	MG	1a	1758	1/1	0.99	0.08	49,49,49,49	0
56	MG	1a	1801	1/1	0.99	0.04	53,53,53,53	0
56	MG	1A	3173	1/1	0.99	0.29	34,34,34,34	0
56	MG	1A	3895	1/1	0.99	0.06	42,42,42,42	0
56	MG	1A	3932	1/1	0.99	0.04	38,38,38,38	0
56	MG	2A	3737	1/1	0.99	0.03	41,41,41,41	0
56	MG	1A	3140	1/1	0.99	0.12	34,34,34,34	0
56	MG	1A	3086	1/1	0.99	0.11	34,34,34,34	0
56	MG	2A	3618	1/1	0.99	0.04	30,30,30,30	0

Continued on next page...

Continued from previous page...

Mol	Type	Chain	Res	Atoms	RSCC	RSR	B-factors(\AA^2)	Q<0.9
56	MG	1A	3557	1/1	0.99	0.04	19,19,19,19	0
56	MG	2A	3842	1/1	0.99	0.06	48,48,48,48	0
56	MG	1A	4111	1/1	0.99	0.15	32,32,32,32	0
56	MG	1A	3192	1/1	0.99	0.21	23,23,23,23	0
56	MG	2A	3592	1/1	0.99	0.04	33,33,33,33	0
56	MG	1A	3681	1/1	0.99	0.05	31,31,31,31	0
56	MG	1A	3938	1/1	0.99	0.03	49,49,49,49	0
56	MG	1A	3901	1/1	0.99	0.03	19,19,19,19	0
56	MG	2A	3540	1/1	0.99	0.13	23,23,23,23	0
56	MG	1A	4023	1/1	0.99	0.04	39,39,39,39	0
56	MG	1a	1819	1/1	0.99	0.04	37,37,37,37	0
56	MG	1B	227	1/1	0.99	0.06	45,45,45,45	0
56	MG	1a	1737	1/1	0.99	0.09	33,33,33,33	0
56	MG	1A	3919	1/1	0.99	0.04	44,44,44,44	0
56	MG	1A	4118	1/1	0.99	0.14	35,35,35,35	0
56	MG	1A	3795	1/1	0.99	0.07	27,27,27,27	0
56	MG	1A	3921	1/1	0.99	0.04	47,47,47,47	0
56	MG	1A	3742	1/1	0.99	0.04	40,40,40,40	0
56	MG	1a	1783	1/1	0.99	0.03	38,38,38,38	0
56	MG	1A	3722	1/1	0.99	0.06	21,21,21,21	0
56	MG	1A	3875	1/1	0.99	0.02	28,28,28,28	0
56	MG	1A	4052	1/1	0.99	0.08	22,22,22,22	0
56	MG	1A	3058	1/1	0.99	0.03	27,27,27,27	0
56	MG	2A	3791	1/1	0.99	0.03	67,67,67,67	0
56	MG	2A	3825	1/1	0.99	0.04	33,33,33,33	0
56	MG	2A	3826	1/1	0.99	0.05	32,32,32,32	0
56	MG	1A	3675	1/1	0.99	0.10	22,22,22,22	0
59	ZN	1Y	204	1/1	0.99	0.08	84,84,84,84	0
56	MG	2A	3579	1/1	0.99	0.08	32,32,32,32	0
59	ZN	15	106	1/1	0.99	0.03	42,42,42,42	0
56	MG	2A	3729	1/1	0.99	0.06	26,26,26,26	0
56	MG	1A	3878	1/1	0.99	0.04	35,35,35,35	0
59	ZN	25	105	1/1	0.99	0.05	66,66,66,66	0
59	ZN	26	501	1/1	0.99	0.04	58,58,58,58	0
59	ZN	29	501	1/1	0.99	0.03	65,65,65,65	0
56	MG	1A	4128	1/1	0.99	0.09	30,30,30,30	0
60	SF4	1d	3102	8/8	0.99	0.04	47,58,62,63	0
56	MG	1B	207	1/1	0.99	0.13	41,41,41,41	0
56	MG	1A	3743	1/1	1.00	0.06	23,23,23,23	0
56	MG	1A	3902	1/1	1.00	0.02	26,26,26,26	0
59	ZN	16	102	1/1	1.00	0.02	38,38,38,38	0
59	ZN	19	501	1/1	1.00	0.08	57,57,57,57	0

Continued on next page...

Continued from previous page...

Mol	Type	Chain	Res	Atoms	RSCC	RSR	B-factors(\AA^2)	Q<0.9
59	ZN	1n	101	1/1	1.00	0.01	49,49,49,49	0
56	MG	1A	3614	1/1	1.00	0.04	31,31,31,31	0
56	MG	1A	3925	1/1	1.00	0.05	23,23,23,23	0
56	MG	1A	4022	1/1	1.00	0.03	17,17,17,17	0
56	MG	1a	1799	1/1	1.00	0.02	36,36,36,36	0
56	MG	1A	3741	1/1	1.00	0.06	38,38,38,38	0
56	MG	1A	3784	1/1	1.00	0.06	16,16,16,16	0
56	MG	1A	3774	1/1	1.00	0.05	34,34,34,34	0
56	MG	1A	3723	1/1	1.00	0.07	14,14,14,14	0

6.5 Other polymers [\(i\)](#)

There are no such residues in this entry.