



# Full wwPDB X-ray Structure Validation Report ⓘ

Mar 5, 2026 – 03:23 AM UTC

PDB ID : 3PHF / pdb\_00003phf  
Title : Crystal Structure of the Epstein-Barr virus gH and gL complex  
Authors : Matsuura, H.; Kirschner, A.N.; Jardetzky, T.S.  
Deposited on : 2010-11-04  
Resolution : 3.58 Å(reported)

This is a Full wwPDB X-ray Structure Validation Report for a publicly released PDB entry.

We welcome your comments at [validation@mail.wwpdb.org](mailto:validation@mail.wwpdb.org)

A user guide is available at

<https://www.wwpdb.org/validation/2017/XrayValidationReportHelp>

with specific help available everywhere you see the ⓘ symbol.

The types of validation reports are described at

<http://www.wwpdb.org/validation/2017/FAQs#types>.

---

The following versions of software and data (see [references ⓘ](#)) were used in the production of this report:

MolProbity : 4-5-2 with Phenix2.0  
Xtrriage (Phenix) : 2.0  
EDS : 3.0  
Percentile statistics : 20250101.v01 (using entries in the PDB archive January 1st 2025)  
CCP4 : 9.0.010 (Gargrove)  
Density-Fitness : 1.0.12  
Ideal geometry (proteins) : Engh & Huber (2001)  
Ideal geometry (DNA, RNA) : Parkinson et al. (1996)  
Validation Pipeline (wwPDB-VP) : 2.49

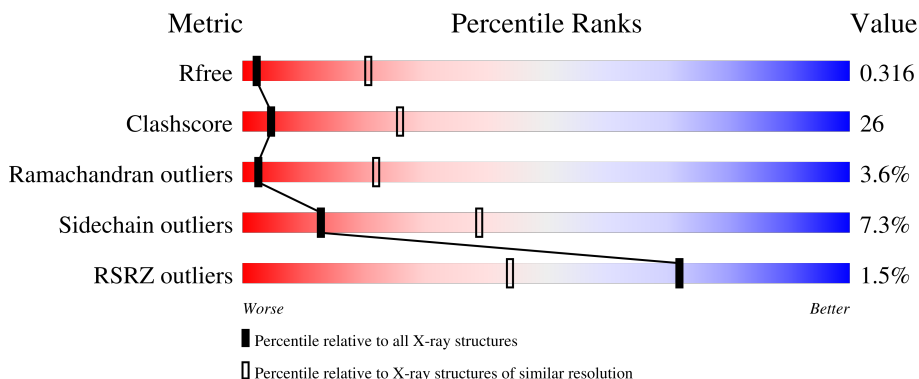
# 1 Overall quality at a glance

The following experimental techniques were used to determine the structure:

*X-RAY DIFFRACTION*

The reported resolution of this entry is 3.58 Å.

Percentile scores (ranging between 0-100) for global validation metrics of the entry are shown in the following graphic. The table shows the number of entries on which the scores are based.



Metric	Whole archive (#Entries)	Similar resolution (#Entries, resolution range(Å))
$R_{free}$	180053	1521 (3.66-3.50)
Clashscore	190562	1595 (3.66-3.50)
Ramachandran outliers	187476	1551 (3.66-3.50)
Sidechain outliers	187428	1551 (3.66-3.50)
RSRZ outliers	180081	1520 (3.66-3.50)

The table below summarises the geometric issues observed across the polymeric chains and their fit to the electron density. The red, orange, yellow and green segments of the lower bar indicate the fraction of residues that contain outliers for  $\geq 3$ , 2, 1 and 0 types of geometric quality criteria respectively. A grey segment represents the fraction of residues that are not modelled. The numeric value for each fraction is indicated below the corresponding segment, with a dot representing fractions  $\leq 5\%$ . The upper red bar (where present) indicates the fraction of residues that have poor fit to the electron density. The numeric value is given above the bar.

Mol	Chain	Length	Quality of chain
1	1	653	 51% 44% 5%
1	3	653	 53% 42% 5%
1	5	653	 52% 43% 5%
1	A	653	 51% 44% 5%
1	C	653	 51% 43% 6% 3%

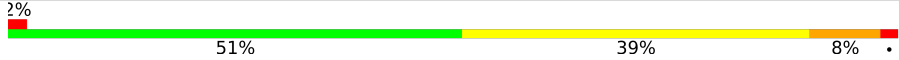

*Continued on next page...*

Continued from previous page...

Mol	Chain	Length	Quality of chain			
1	E	653	%	51%	43%	5%
1	G	653		52%	43%	5%
1	I	653	%	50%	44%	5%
1	K	653	%	52%	43%	5%
1	M	653	%	50%	44%	6%
1	O	653	2%	53%	41%	6%
1	Q	653		51%	43%	6%
1	S	653	2%	53%	41%	6%
1	U	653	%	51%	43%	5%
1	W	653	%	52%	41%	6%
1	Y	653	%	53%	42%	.
2	2	108	6%	54%	34%	11% .
2	4	108	6%	49%	43%	7% .
2	6	108	4%	42%	46%	11% .
2	B	108	3%	49%	43%	6% .
2	D	108	7%	50%	41%	6% .
2	F	108	4%	47%	43%	7% .
2	H	108	3%	52%	40%	7% .
2	J	108	3%	50%	38%	11% .
2	L	108	3%	46%	48%	5% .
2	N	108	6%	47%	45%	6% .
2	P	108	8%	49%	39%	11% .
2	R	108	%	50%	41%	6% .
2	T	108	6%	43%	44%	12% .
2	V	108	2%	44%	46%	7% .

Continued on next page...

*Continued from previous page...*

Mol	Chain	Length	Quality of chain
2	X	108	 <p>2% 51% 39% 8%</p>
2	Z	108	 <p>47% 46% 5%</p>

## 2 Entry composition

There are 2 unique types of molecules in this entry. The entry contains 94656 atoms, of which 0 are hydrogens and 0 are deuteriums.

In the tables below, the ZeroOcc column contains the number of atoms modelled with zero occupancy, the AltConf column contains the number of residues with at least one atom in alternate conformation and the Trace column contains the number of residues modelled with at most 2 atoms.

- Molecule 1 is a protein called Envelope glycoprotein H.

Mol	Chain	Residues	Atoms					ZeroOcc	AltConf	Trace
			Total	C	N	O	S			
1	A	653	5078	3253	840	954	31	0	0	0
1	C	653	5078	3253	840	954	31	0	0	0
1	E	653	5078	3253	840	954	31	0	0	0
1	G	653	5078	3253	840	954	31	0	0	0
1	I	653	5078	3253	840	954	31	0	0	0
1	K	653	5078	3253	840	954	31	0	0	0
1	M	653	5078	3253	840	954	31	0	0	0
1	O	653	5078	3253	840	954	31	0	0	0
1	Q	653	5078	3253	840	954	31	0	0	0
1	S	653	5078	3253	840	954	31	0	0	0
1	U	653	5078	3253	840	954	31	0	0	0
1	W	653	5078	3253	840	954	31	0	0	0
1	Y	653	5078	3253	840	954	31	0	0	0
1	1	653	5078	3253	840	954	31	0	0	0
1	3	653	5078	3253	840	954	31	0	0	0
1	5	653	5078	3253	840	954	31	0	0	0


- Molecule 2 is a protein called Envelope glycoprotein L.

Mol	Chain	Residues	Atoms					ZeroOcc	AltConf	Trace
			Total	C	N	O	S			
2	B	108	838	529	145	160	4	0	0	0
2	D	108	838	529	145	160	4	0	0	0
2	F	108	838	529	145	160	4	0	0	0
2	H	108	838	529	145	160	4	0	0	0
2	J	108	838	529	145	160	4	0	0	0
2	L	108	838	529	145	160	4	0	0	0
2	N	108	838	529	145	160	4	0	0	0
2	P	108	838	529	145	160	4	0	0	0
2	R	108	838	529	145	160	4	0	0	0
2	T	108	838	529	145	160	4	0	0	0
2	V	108	838	529	145	160	4	0	0	0
2	X	108	838	529	145	160	4	0	0	0
2	Z	108	838	529	145	160	4	0	0	0
2	2	108	838	529	145	160	4	0	0	0
2	4	108	838	529	145	160	4	0	0	0
2	6	108	838	529	145	160	4	0	0	0

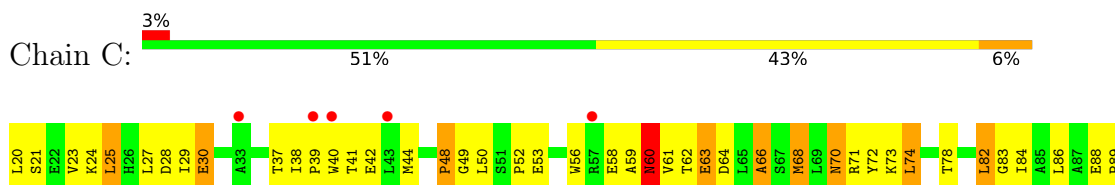
### 3 Residue-property plots

These plots are drawn for all protein, RNA, DNA and oligosaccharide chains in the entry. The first graphic for a chain summarises the proportions of the various outlier classes displayed in the second graphic. The second graphic shows the sequence view annotated by issues in geometry and electron density. Residues are color-coded according to the number of geometric quality criteria for which they contain at least one outlier: green = 0, yellow = 1, orange = 2 and red = 3 or more. A red dot above a residue indicates a poor fit to the electron density ( $RSRZ > 2$ ). Stretches of 2 or more consecutive residues without any outlier are shown as a green connector. Residues present in the sample, but not in the model, are shown in grey.

- Molecule 1: Envelope glycoprotein H



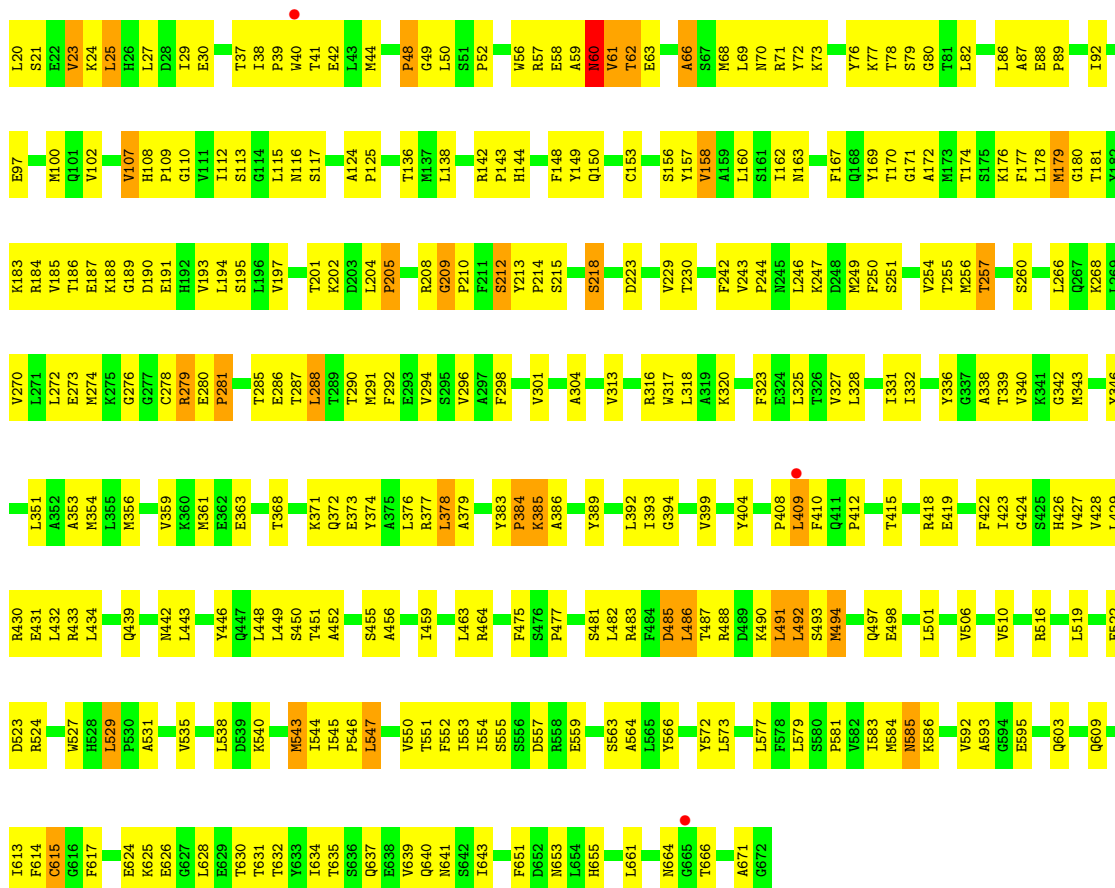
- Molecule 1: Envelope glycoprotein H



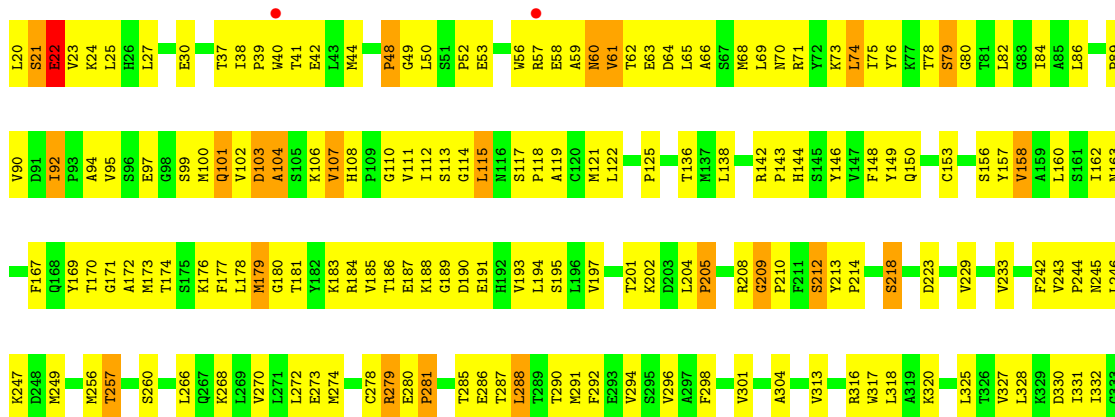


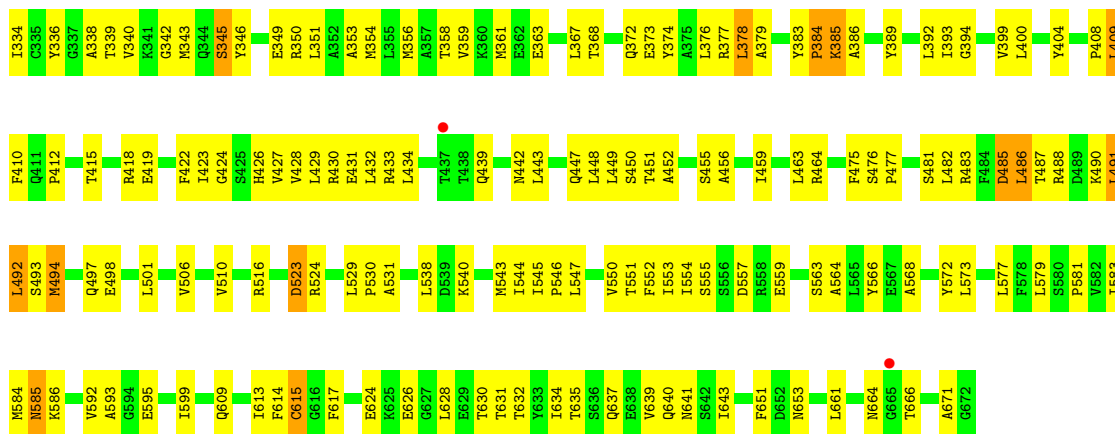


• Molecule 1: Envelope glycoprotein H




• Molecule 1: Envelope glycoprotein H



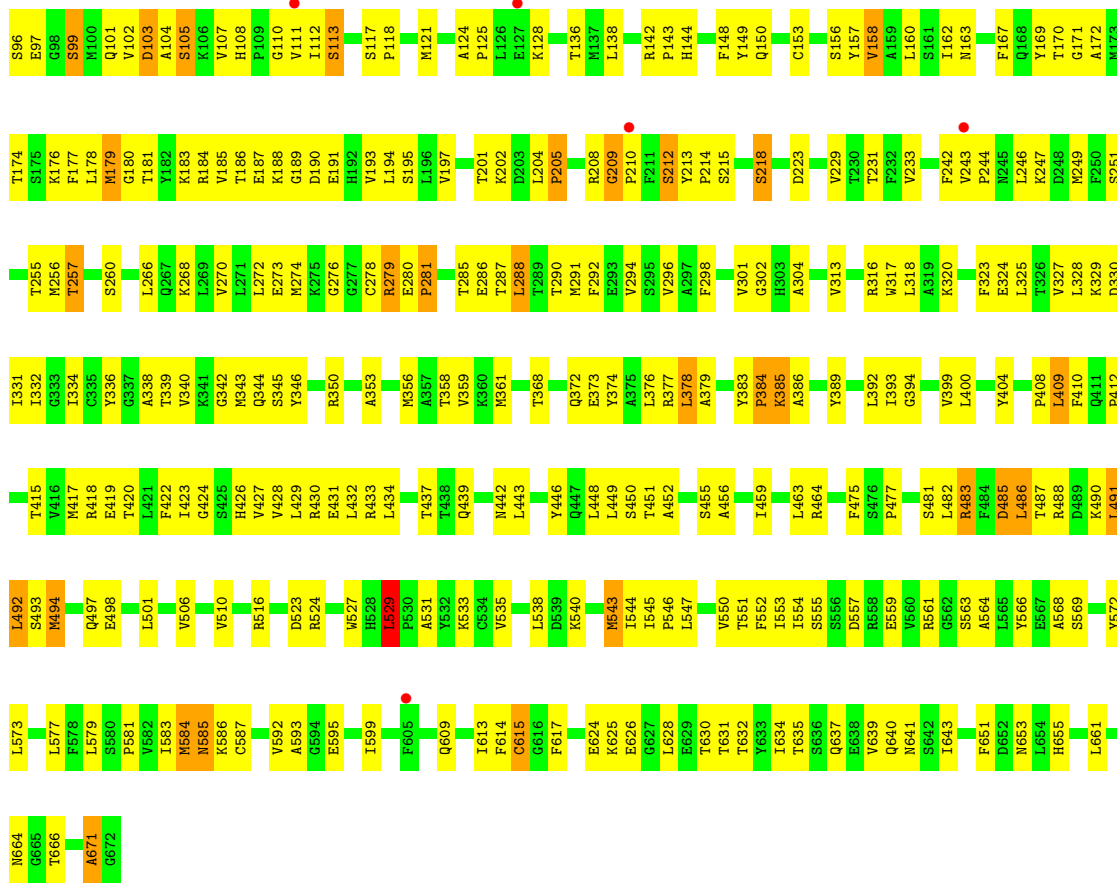


• Molecule 1: Envelope glycoprotein H

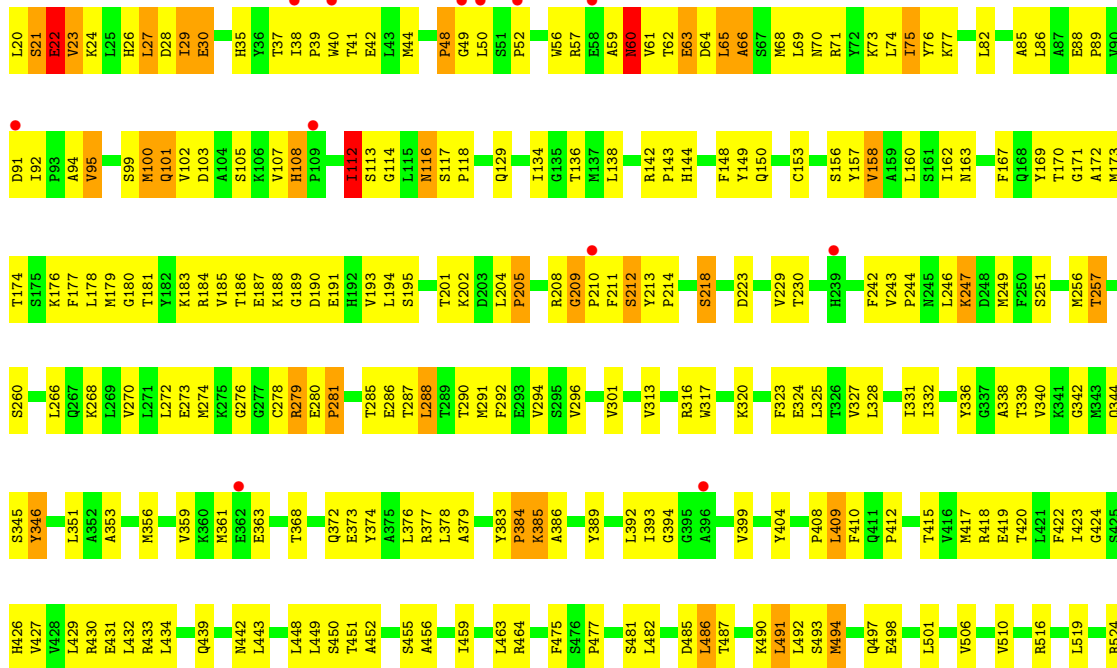


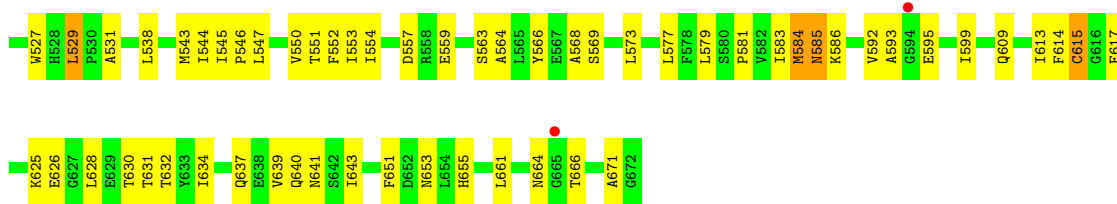
• Molecule 1: Envelope glycoprotein H



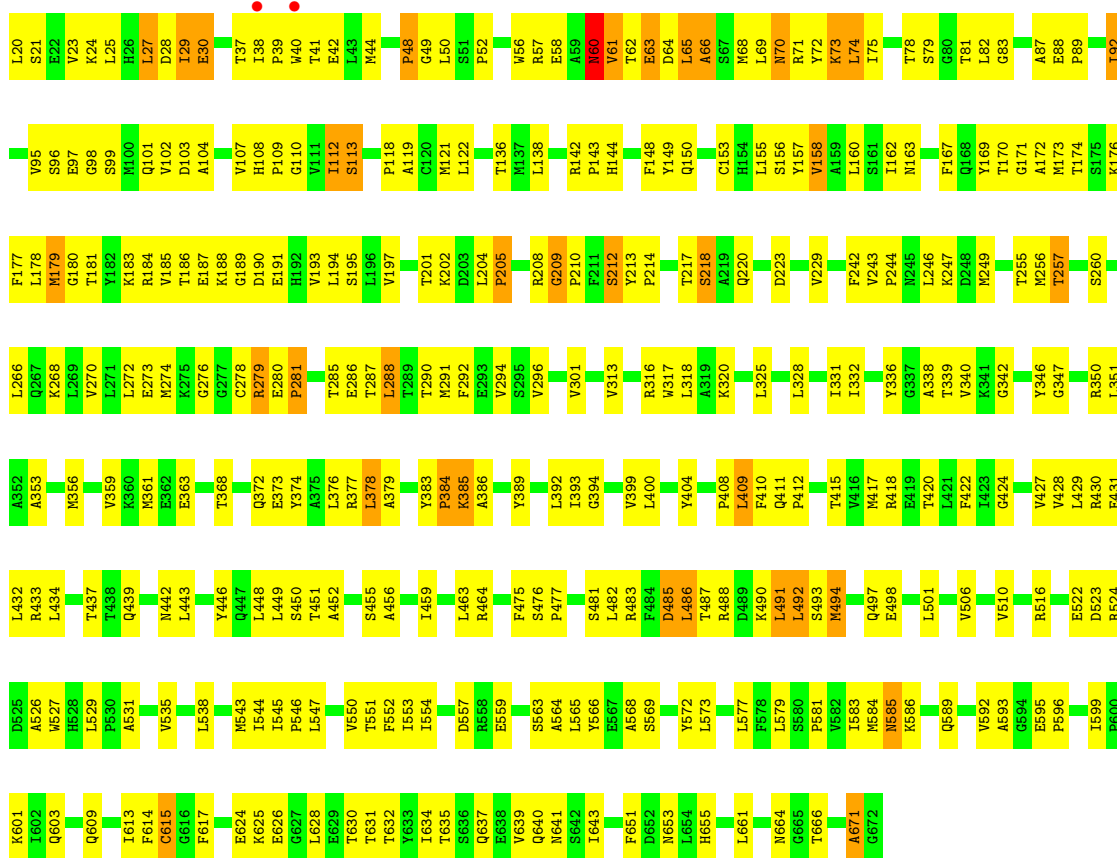


• Molecule 1: Envelope glycoprotein H

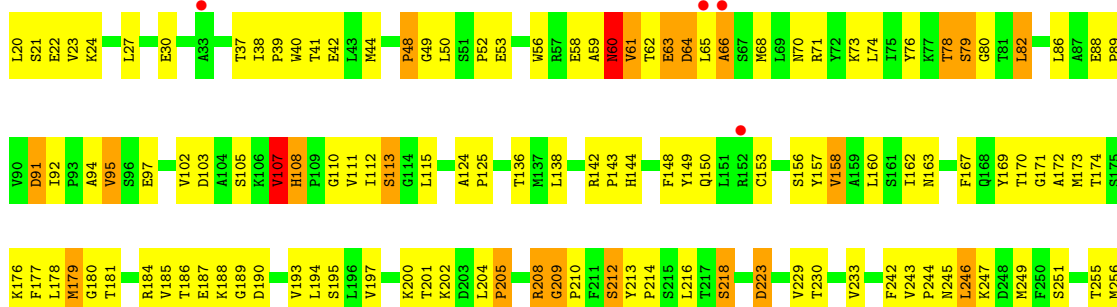


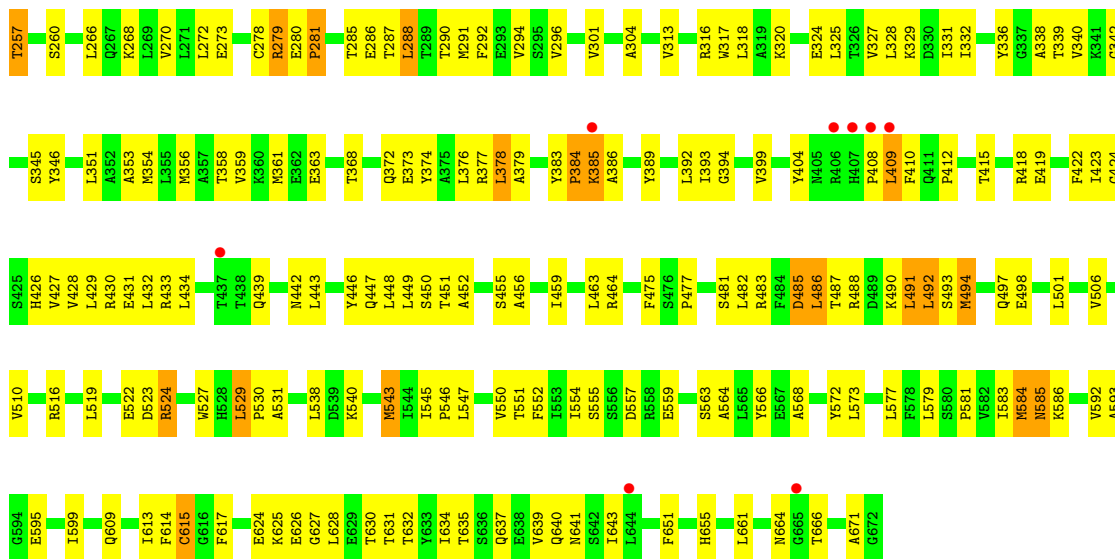


● Molecule 1: Envelope glycoprotein H




● Molecule 1: Envelope glycoprotein H



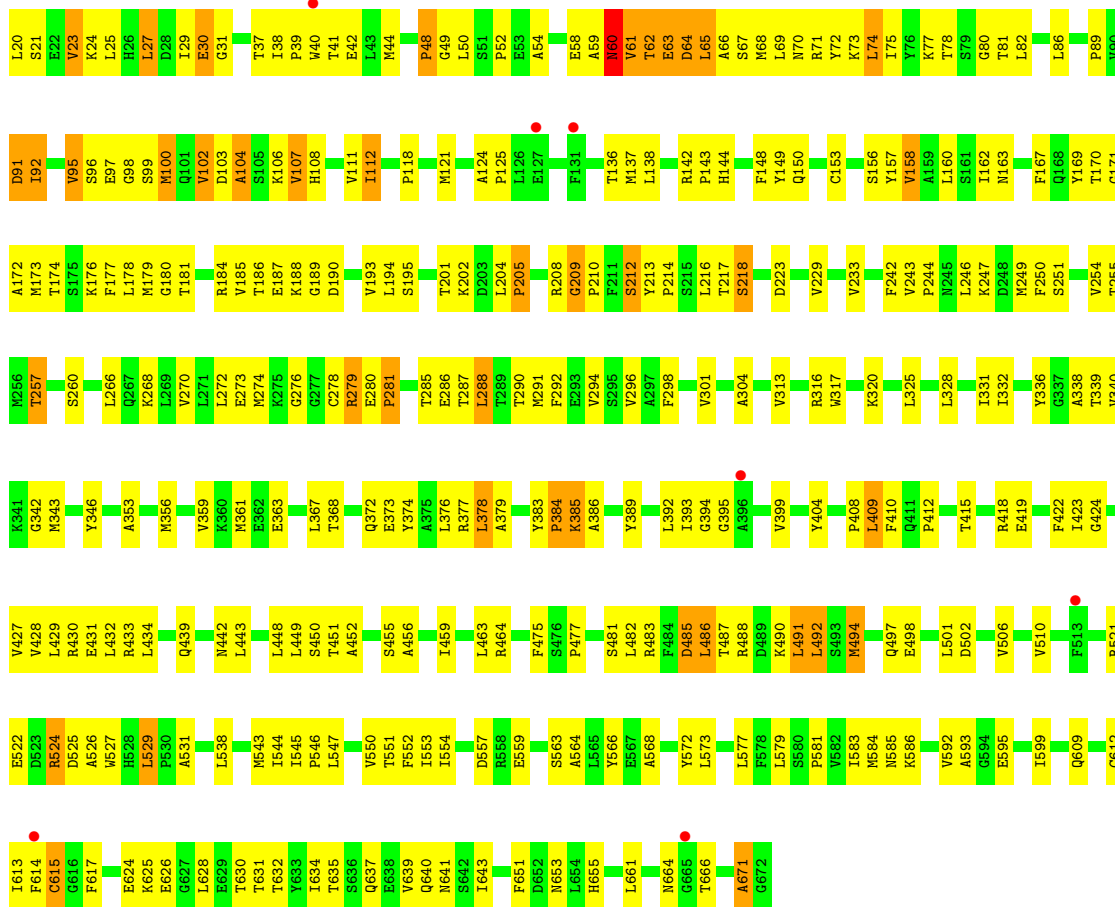


• Molecule 1: Envelope glycoprotein H

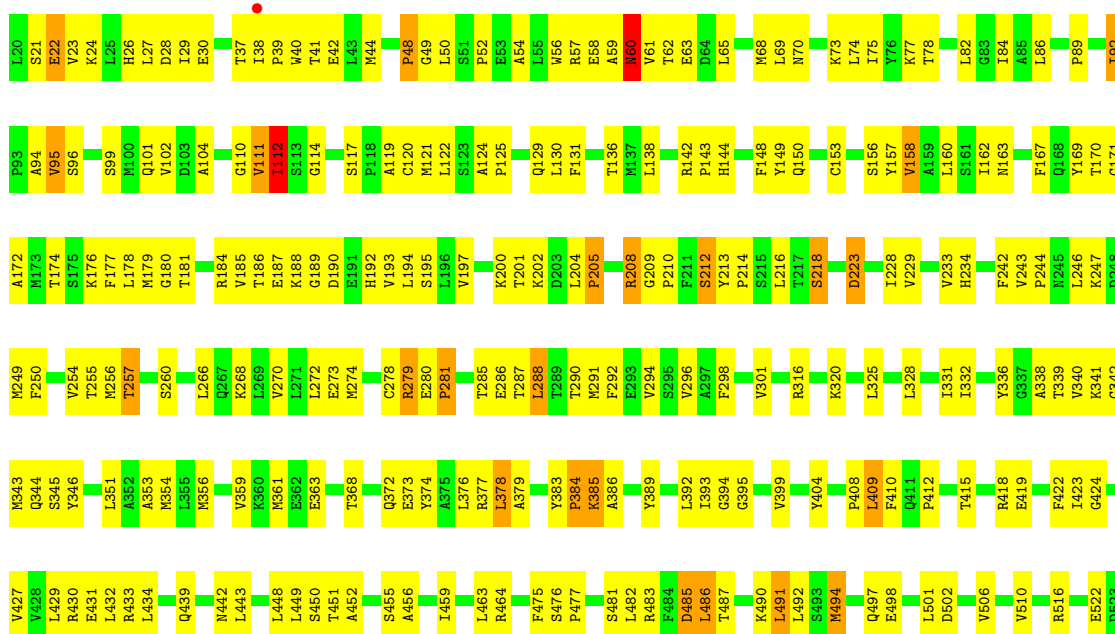


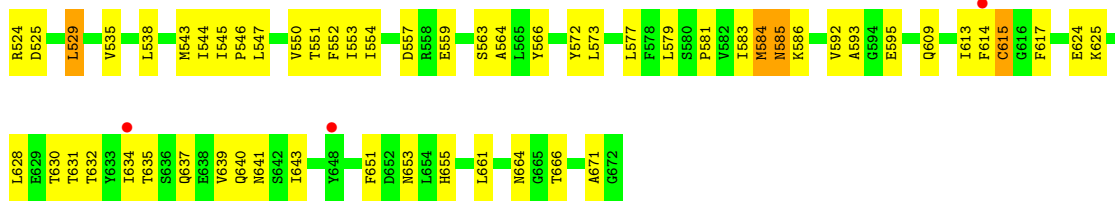
• Molecule 1: Envelope glycoprotein H



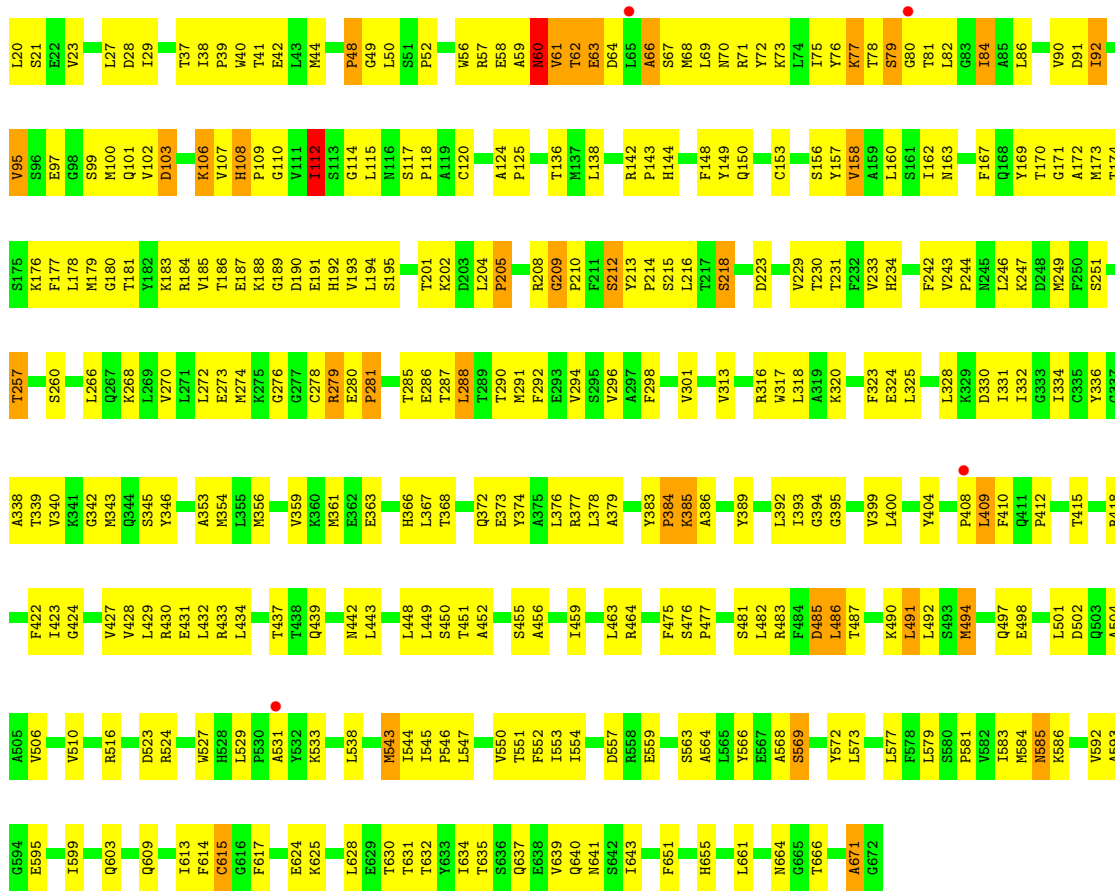


• Molecule 1: Envelope glycoprotein H

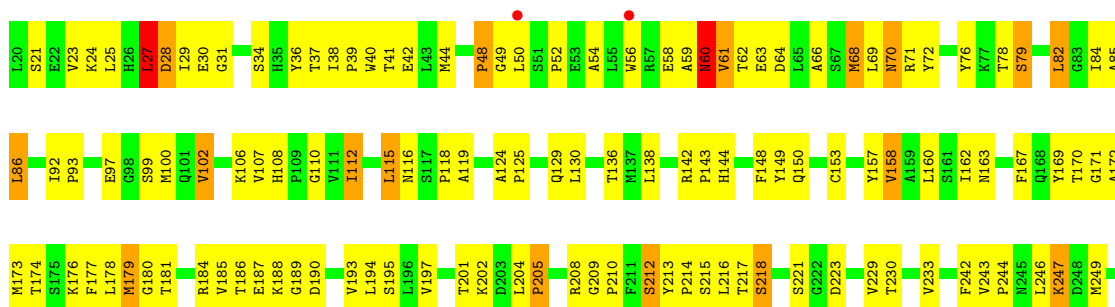


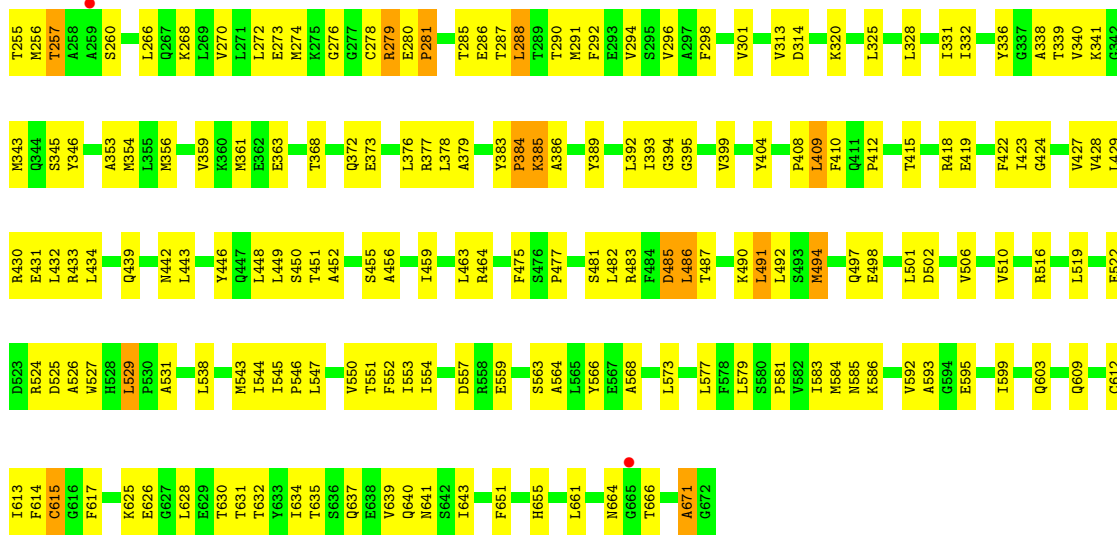


• Molecule 1: Envelope glycoprotein H




• Molecule 1: Envelope glycoprotein H



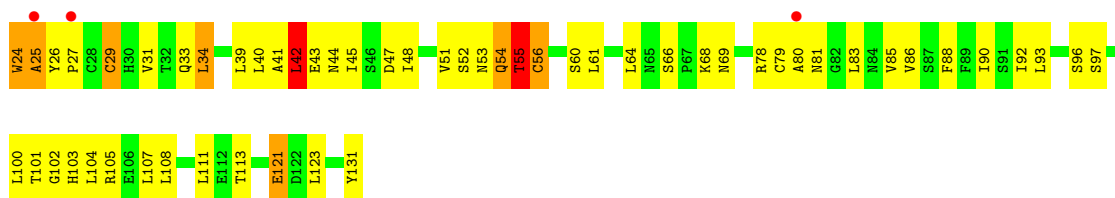


• Molecule 1: Envelope glycoprotein H

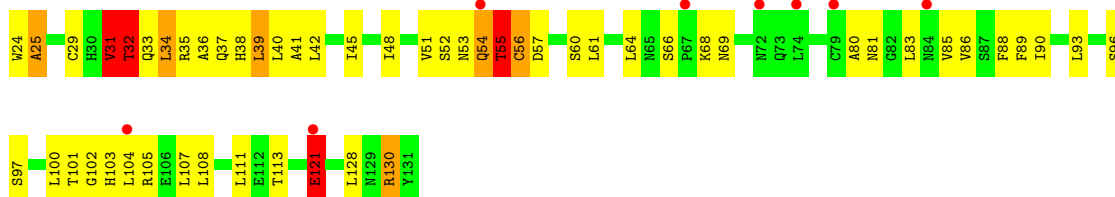


• Molecule 2: Envelope glycoprotein L

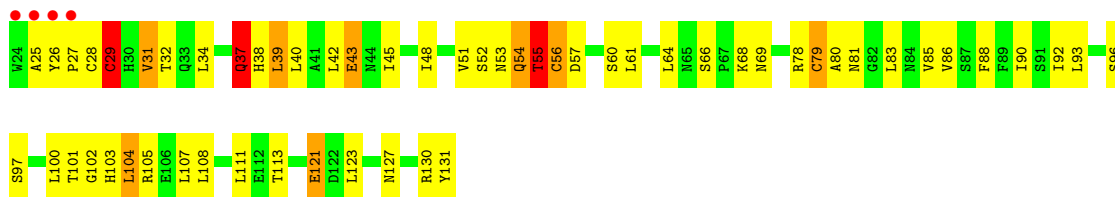




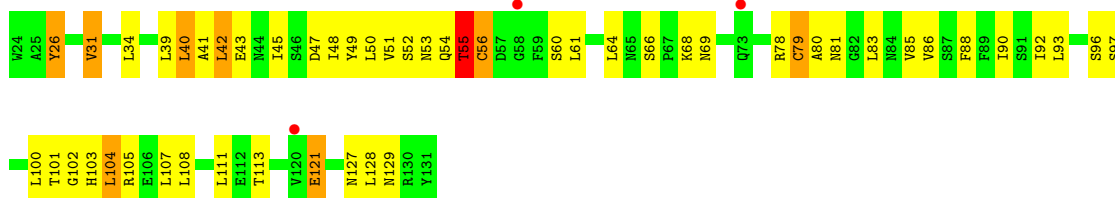
• Molecule 2: Envelope glycoprotein L



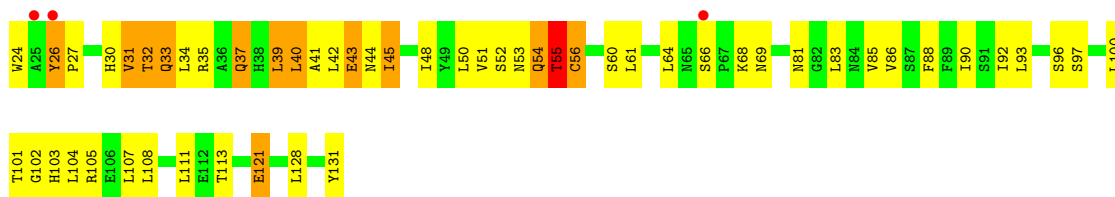
• Molecule 2: Envelope glycoprotein L



• Molecule 2: Envelope glycoprotein L

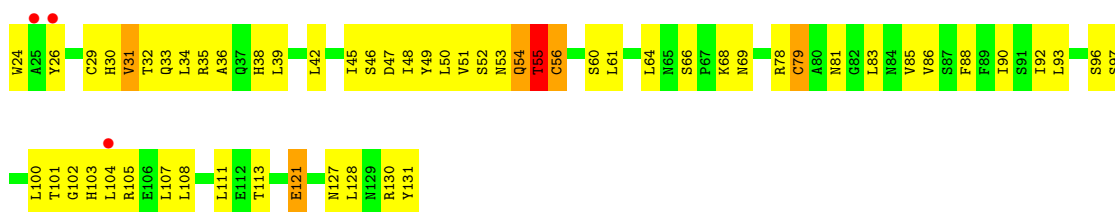


• Molecule 2: Envelope glycoprotein L



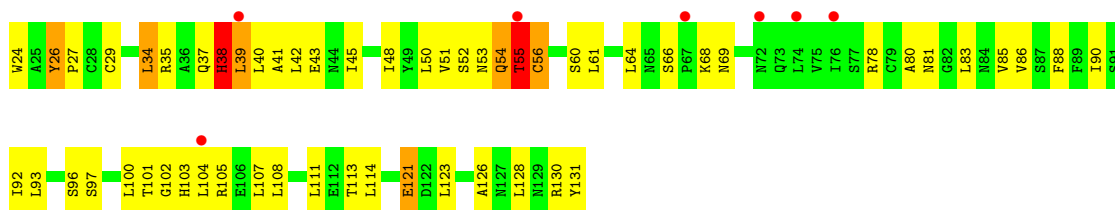
- Molecule 2: Envelope glycoprotein L

Chain L: 



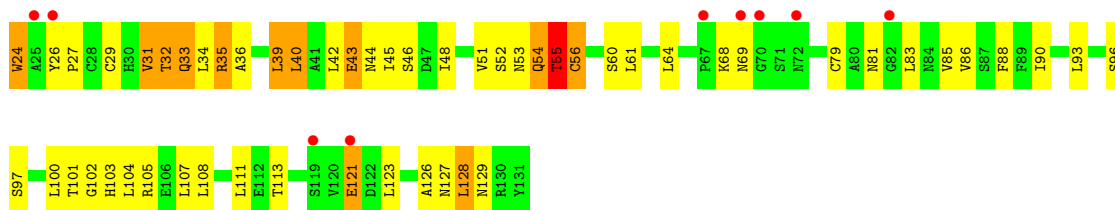
- Molecule 2: Envelope glycoprotein L

Chain N: 



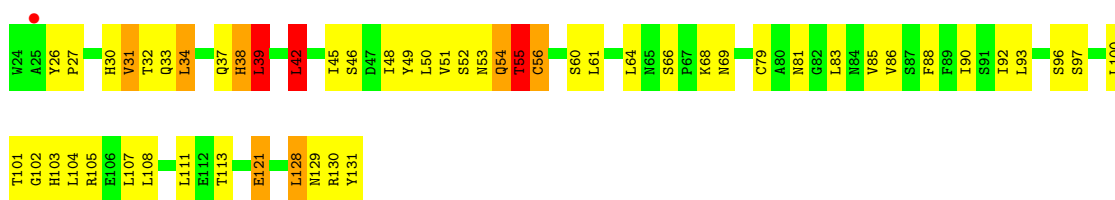
- Molecule 2: Envelope glycoprotein L

Chain P: 




- Molecule 2: Envelope glycoprotein L

Chain R: 



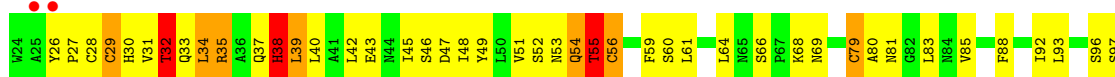
- Molecule 2: Envelope glycoprotein L

Chain T: 

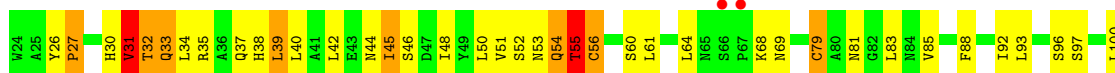




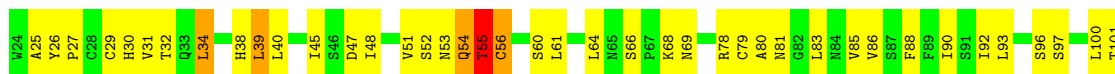
- Molecule 2: Envelope glycoprotein L



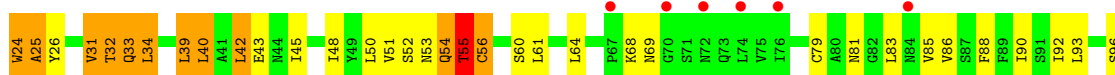
- Molecule 2: Envelope glycoprotein L



- Molecule 2: Envelope glycoprotein L

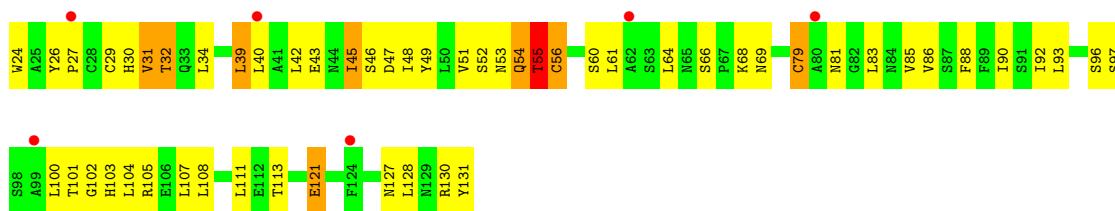


- Molecule 2: Envelope glycoprotein L

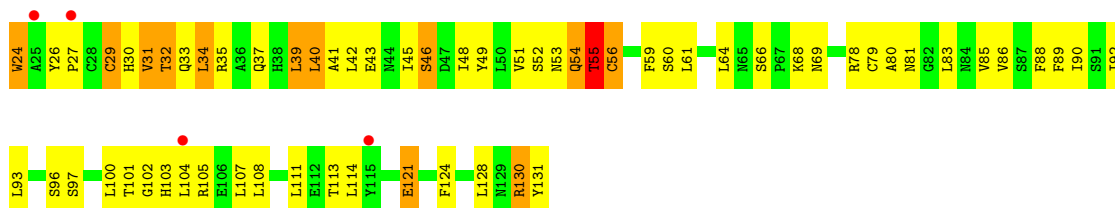


- Molecule 2: Envelope glycoprotein L





● Molecule 2: Envelope glycoprotein L



## 4 Data and refinement statistics

Property	Value	Source
Space group	P 1 21 1	Depositor
Cell constants a, b, c, $\alpha$ , $\beta$ , $\gamma$	151.51Å 244.91Å 287.95Å 90.00° 91.21° 90.00°	Depositor
Resolution (Å)	28.87 – 3.58 28.87 – 3.58	Depositor EDS
% Data completeness (in resolution range)	99.6 (28.87-3.58) 99.4 (28.87-3.58)	Depositor EDS
$R_{merge}$	0.14	Depositor
$R_{sym}$	0.14	Depositor
$\langle I/\sigma(I) \rangle$ <sup>1</sup>	1.81 (at 3.55Å)	Xtrriage
Refinement program	CNS	Depositor
R, $R_{free}$	0.284 , 0.313 0.288 , 0.316	Depositor DCC
$R_{free}$ test set	2461 reflections (1.00%)	wwPDB-VP
Wilson B-factor (Å <sup>2</sup> )	123.9	Xtrriage
Anisotropy	0.147	Xtrriage
Bulk solvent $k_{sol}$ (e/Å <sup>3</sup> ), $B_{sol}$ (Å <sup>2</sup> )	0.27 , 104.8	EDS
L-test for twinning <sup>2</sup>	$\langle  L  \rangle = 0.47$ , $\langle L^2 \rangle = 0.30$	Xtrriage
Estimated twinning fraction	0.039 for h,-k,-l	Xtrriage
$F_o, F_c$ correlation	0.90	EDS
Total number of atoms	94656	wwPDB-VP
Average B, all atoms (Å <sup>2</sup> )	121.0	wwPDB-VP

Xtrriage's analysis on translational NCS is as follows: *The largest off-origin peak in the Patterson function is 1.76% of the height of the origin peak. No significant pseudotranslation is detected.*

<sup>1</sup>Intensities estimated from amplitudes.

<sup>2</sup>Theoretical values of  $\langle |L| \rangle$ ,  $\langle L^2 \rangle$  for acentric reflections are 0.5, 0.333 respectively for untwinned datasets, and 0.375, 0.2 for perfectly twinned datasets.

## 5 Model quality [i](#)

### 5.1 Standard geometry [i](#)

The Z score for a bond length (or angle) is the number of standard deviations the observed value is removed from the expected value. A bond length (or angle) with  $|Z| > 5$  is considered an outlier worth inspection. RMSZ is the root-mean-square of all Z scores of the bond lengths (or angles).

Mol	Chain	Bond lengths		Bond angles	
		RMSZ	# Z  >5	RMSZ	# Z  >5
1	1	0.28	0/5186	0.78	3/7037 (0.0%)
1	3	0.28	0/5186	0.77	2/7037 (0.0%)
1	5	0.28	0/5186	0.78	6/7037 (0.1%)
1	A	0.28	0/5186	0.77	6/7037 (0.1%)
1	C	0.28	0/5186	0.78	2/7037 (0.0%)
1	E	0.28	0/5186	0.77	5/7037 (0.1%)
1	G	0.28	0/5186	0.78	5/7037 (0.1%)
1	I	0.28	0/5186	0.77	3/7037 (0.0%)
1	K	0.28	0/5186	0.78	4/7037 (0.1%)
1	M	0.28	0/5186	0.79	6/7037 (0.1%)
1	O	0.28	0/5186	0.77	4/7037 (0.1%)
1	Q	0.28	0/5186	0.78	6/7037 (0.1%)
1	S	0.28	0/5186	0.78	4/7037 (0.1%)
1	U	0.28	0/5186	0.77	3/7037 (0.0%)
1	W	0.28	0/5186	0.79	7/7037 (0.1%)
1	Y	0.28	0/5186	0.77	5/7037 (0.1%)
2	2	0.29	0/853	0.81	0/1157
2	4	0.29	0/853	0.81	0/1157
2	6	0.29	0/853	0.80	1/1157 (0.1%)
2	B	0.28	0/853	0.85	2/1157 (0.2%)
2	D	0.28	0/853	0.80	1/1157 (0.1%)
2	F	0.28	0/853	0.80	1/1157 (0.1%)
2	H	0.28	0/853	0.80	0/1157
2	J	0.29	0/853	0.85	0/1157
2	L	0.28	0/853	0.86	1/1157 (0.1%)
2	N	0.28	0/853	0.80	0/1157
2	P	0.28	0/853	0.85	1/1157 (0.1%)
2	R	0.29	0/853	0.81	1/1157 (0.1%)
2	T	0.29	0/853	0.82	1/1157 (0.1%)
2	V	0.28	0/853	0.83	2/1157 (0.2%)
2	X	0.28	0/853	0.85	1/1157 (0.1%)
2	Z	0.29	0/853	0.80	0/1157
All	All	0.28	0/96624	0.78	83/131104 (0.1%)

There are no bond length outliers.

All (83) bond angle outliers are listed below:

Mol	Chain	Res	Type	Atoms	Z	Observed(°)	Ideal(°)
1	1	66	ALA	N-CA-C	8.53	120.27	110.97
1	S	529	LEU	CA-C-N	7.70	127.25	119.24
1	S	529	LEU	C-N-CA	7.70	127.25	119.24
1	M	523	ASP	N-CA-C	-7.35	102.97	112.23
1	W	31	GLY	N-CA-C	7.30	122.33	113.79
1	A	66	ALA	N-CA-C	7.12	118.68	111.07
1	Q	66	ALA	N-CA-C	6.96	118.56	110.97
1	W	66	ALA	N-CA-C	6.86	119.34	111.11
1	O	66	ALA	N-CA-C	6.84	118.43	110.97
1	5	92	ILE	N-CA-C	6.77	114.25	107.55
1	S	66	ALA	N-CA-C	6.72	118.29	110.97
2	R	42	LEU	N-CA-C	-6.53	104.79	112.89
1	E	279	ARG	N-CA-C	-6.53	106.53	114.75
1	O	279	ARG	N-CA-C	-6.49	106.57	114.75
1	K	279	ARG	N-CA-C	-6.46	106.61	114.75
1	S	279	ARG	N-CA-C	-6.46	106.61	114.75
1	G	279	ARG	N-CA-C	-6.46	106.62	114.75
1	I	279	ARG	N-CA-C	-6.46	106.62	114.75
1	Y	279	ARG	N-CA-C	-6.45	106.62	114.75
1	5	279	ARG	N-CA-C	-6.44	106.64	114.75
1	C	279	ARG	N-CA-C	-6.43	106.64	114.75
1	3	279	ARG	N-CA-C	-6.43	106.65	114.75
1	A	279	ARG	N-CA-C	-6.43	106.65	114.75
1	Q	279	ARG	N-CA-C	-6.41	106.67	114.75
1	U	279	ARG	N-CA-C	-6.41	106.67	114.75
1	M	279	ARG	N-CA-C	-6.40	106.68	114.75
1	1	279	ARG	N-CA-C	-6.39	106.69	114.75
1	W	279	ARG	N-CA-C	-6.39	106.70	114.75
1	Y	92	ILE	N-CA-C	6.18	115.01	108.95
1	C	66	ALA	N-CA-C	5.98	117.49	110.97
1	W	72	TYR	N-CA-C	-5.91	105.91	113.23
2	L	36	ALA	N-CA-C	5.88	119.68	111.74
2	B	29	CYS	N-CA-C	5.83	115.54	107.73
1	Q	92	ILE	N-CA-C	5.81	113.63	108.63
1	1	29	ILE	N-CA-C	-5.81	101.38	110.09
2	X	31	VAL	N-CA-C	5.75	117.12	108.96
1	K	529	LEU	CA-C-N	5.74	125.21	119.24
1	K	529	LEU	C-N-CA	5.74	125.21	119.24
1	W	529	LEU	CA-C-N	5.71	125.18	119.24
1	W	529	LEU	C-N-CA	5.71	125.18	119.24

*Continued on next page...*

*Continued from previous page...*

Mol	Chain	Res	Type	Atoms	Z	Observed(°)	Ideal(°)
1	G	66	ALA	N-CA-C	5.67	117.91	111.11
2	6	29	CYS	N-CA-C	5.66	116.05	108.23
1	A	88	GLU	CA-C-N	5.62	125.60	120.03
1	A	88	GLU	C-N-CA	5.62	125.60	120.03
2	T	29	CYS	N-CA-C	5.61	115.79	107.88
1	I	104	ALA	N-CA-C	5.59	117.06	110.97
1	5	529	LEU	CA-C-N	5.45	124.64	118.97
1	5	529	LEU	C-N-CA	5.45	124.64	118.97
2	F	29	CYS	N-CA-C	5.38	115.35	108.24
1	5	29	ILE	N-CA-C	-5.36	105.86	110.74
1	W	74	LEU	N-CA-C	-5.36	105.43	112.72
1	E	66	ALA	N-CA-C	5.26	116.82	111.14
1	3	527	TRP	N-CA-C	-5.25	107.25	113.97
1	Y	529	LEU	CA-C-N	5.21	124.39	118.97
1	Y	529	LEU	C-N-CA	5.21	124.39	118.97
2	P	29	CYS	N-CA-C	5.21	116.72	108.96
2	V	35	ARG	N-CA-C	5.18	117.17	108.73
1	K	66	ALA	N-CA-C	5.18	116.61	110.97
1	Q	529	LEU	CA-C-N	5.18	124.62	119.24
1	Q	529	LEU	C-N-CA	5.18	124.62	119.24
2	D	31	VAL	N-CA-C	5.17	114.83	108.53
1	G	529	LEU	CA-C-N	5.13	124.30	118.97
1	G	529	LEU	C-N-CA	5.13	124.30	118.97
2	V	29	CYS	N-CA-C	5.12	115.29	108.38
2	B	42	LEU	N-CA-C	-5.10	106.32	112.54
1	O	529	LEU	CA-C-N	5.09	124.27	118.97
1	O	529	LEU	C-N-CA	5.09	124.27	118.97
1	U	529	LEU	CA-C-N	5.09	124.27	118.97
1	U	529	LEU	C-N-CA	5.09	124.27	118.97
1	M	529	LEU	CA-C-N	5.09	124.26	118.97
1	M	529	LEU	C-N-CA	5.09	124.26	118.97
1	A	529	LEU	CA-C-N	5.05	125.08	119.32
1	A	529	LEU	C-N-CA	5.05	125.08	119.32
1	M	66	ALA	N-CA-C	5.04	117.16	111.11
1	Y	535	VAL	N-CA-C	5.02	114.80	107.37
1	5	535	VAL	N-CA-C	5.02	114.80	107.37
1	E	535	VAL	N-CA-C	5.01	114.79	107.37
1	Q	535	VAL	N-CA-C	5.01	114.78	107.37
1	E	529	LEU	CA-C-N	5.01	124.18	118.97
1	E	529	LEU	C-N-CA	5.01	124.18	118.97
1	I	523	ASP	N-CA-C	-5.01	106.86	113.17
1	M	535	VAL	N-CA-C	5.01	114.78	107.37

*Continued on next page...*

*Continued from previous page...*

Mol	Chain	Res	Type	Atoms	Z	Observed(°)	Ideal(°)
1	G	535	VAL	N-CA-C	5.00	114.78	107.37

There are no chirality outliers.

There are no planarity outliers.

## 5.2 Too-close contacts [i](#)

In the following table, the Non-H and H(model) columns list the number of non-hydrogen atoms and hydrogen atoms in the chain respectively. The H(added) column lists the number of hydrogen atoms added and optimized by MolProbity. The Clashes column lists the number of clashes within the asymmetric unit, whereas Symm-Clashes lists symmetry-related clashes.

Mol	Chain	Non-H	H(model)	H(added)	Clashes	Symm-Clashes
1	1	5078	0	5095	280	0
1	3	5078	0	5095	250	0
1	5	5078	0	5095	254	0
1	A	5078	0	5095	265	0
1	C	5078	0	5095	278	0
1	E	5078	0	5095	259	0
1	G	5078	0	5095	268	0
1	I	5078	0	5095	284	0
1	K	5078	0	5095	262	0
1	M	5078	0	5095	273	0
1	O	5078	0	5095	266	0
1	Q	5078	0	5095	256	0
1	S	5078	0	5095	268	0
1	U	5078	0	5095	268	0
1	W	5078	0	5095	263	0
1	Y	5078	0	5095	253	0
2	2	838	0	826	51	0
2	4	838	0	826	55	0
2	6	838	0	826	69	0
2	B	838	0	826	56	0
2	D	838	0	826	65	0
2	F	838	0	826	50	0
2	H	838	0	826	51	0
2	J	838	0	826	65	0
2	L	838	0	826	51	0
2	N	838	0	826	62	0
2	P	838	0	826	60	0
2	R	838	0	826	47	0

*Continued on next page...*

*Continued from previous page...*

Mol	Chain	Non-H	H(model)	H(added)	Clashes	Symm-Clashes
2	T	838	0	826	65	0
2	V	838	0	826	63	0
2	X	838	0	826	55	0
2	Z	838	0	826	49	0
All	All	94656	0	94736	4891	0

The all-atom clashscore is defined as the number of clashes found per 1000 atoms (including hydrogen atoms). The all-atom clashscore for this structure is 26.

All (4891) close contacts within the same asymmetric unit are listed below, sorted by their clash magnitude.

Atom-1	Atom-2	Interatomic distance (Å)	Clash overlap (Å)
1:5:456:ALA:H	1:5:630:THR:HG22	1.16	1.09
1:O:60:ASN:HB3	1:O:63:GLU:HB2	1.39	1.05
1:E:60:ASN:HB3	1:E:63:GLU:HB2	1.39	1.05
1:A:456:ALA:H	1:A:630:THR:HG22	1.21	1.05
1:O:456:ALA:H	1:O:630:THR:HG22	1.19	1.04
1:K:60:ASN:HB3	1:K:63:GLU:HB2	1.37	1.04
1:C:68:MET:HE3	2:D:81:ASN:HD21	1.22	1.03
1:Q:60:ASN:HB3	1:Q:63:GLU:HB2	1.41	1.02
1:Q:456:ALA:H	1:Q:630:THR:HG22	1.20	1.02
1:M:60:ASN:HB3	1:M:63:GLU:HB2	1.41	1.01
2:T:40:LEU:HD21	2:T:78:ARG:HD2	1.41	1.01
1:I:456:ALA:H	1:I:630:THR:HG22	1.24	0.99
1:5:21:SER:HB3	1:5:41:THR:HB	1.44	0.99
1:U:70:ASN:HA	1:U:73:LYS:HG2	1.43	0.98
1:I:60:ASN:HB3	1:I:63:GLU:HB2	1.45	0.98
1:I:21:SER:HB3	1:I:41:THR:HB	1.44	0.98
1:W:546:PRO:HA	1:W:551:THR:HG22	1.46	0.97
1:G:456:ALA:H	1:G:630:THR:HG22	1.26	0.97
1:3:522:GLU:HG2	1:3:524:ARG:HG2	1.46	0.97
1:K:108:HIS:HB2	1:K:112:ILE:HD11	1.45	0.96
1:M:546:PRO:HA	1:M:551:THR:HG22	1.47	0.96
1:K:456:ALA:H	1:K:630:THR:HG22	1.30	0.95
1:E:456:ALA:H	1:E:630:THR:HG22	1.29	0.95
1:K:71:ARG:HH22	1:K:209:GLY:HA3	1.29	0.95
1:M:456:ALA:H	1:M:630:THR:HG22	1.28	0.95
1:1:546:PRO:HA	1:1:551:THR:HG22	1.48	0.95
1:5:409:LEU:HD21	1:5:632:THR:HG23	1.48	0.95
1:K:546:PRO:HA	1:K:551:THR:HG22	1.48	0.95
1:3:546:PRO:HA	1:3:551:THR:HG22	1.46	0.95

*Continued on next page...*

*Continued from previous page...*

Atom-1	Atom-2	Interatomic distance (Å)	Clash overlap (Å)
1:3:456:ALA:H	1:3:630:THR:HG22	1.26	0.95
1:C:456:ALA:H	1:C:630:THR:HG22	1.29	0.95
1:U:546:PRO:HA	1:U:551:THR:HG22	1.49	0.95
1:Q:181:THR:HG22	1:Q:195:SER:HB3	1.49	0.94
1:Q:546:PRO:HA	1:Q:551:THR:HG22	1.46	0.94
1:W:70:ASN:HA	1:W:73:LYS:HE2	1.48	0.94
1:Y:546:PRO:HA	1:Y:551:THR:HG22	1.48	0.94
1:C:60:ASN:HB3	1:C:63:GLU:HB2	1.49	0.94
1:U:92:ILE:HD11	1:U:304:ALA:HB1	1.47	0.94
1:S:546:PRO:HA	1:S:551:THR:HG22	1.50	0.94
1:C:546:PRO:HA	1:C:551:THR:HG22	1.50	0.93
1:E:524:ARG:H	1:E:524:ARG:HD2	1.33	0.93
1:K:181:THR:HG22	1:K:195:SER:HB3	1.48	0.93
1:E:181:THR:HG22	1:E:195:SER:HB3	1.48	0.93
1:W:456:ALA:H	1:W:630:THR:HG22	1.32	0.93
1:C:70:ASN:HA	1:C:73:LYS:HG2	1.50	0.92
1:I:181:THR:HG22	1:I:195:SER:HB3	1.50	0.92
1:O:546:PRO:HA	1:O:551:THR:HG22	1.47	0.92
1:U:181:THR:HG22	1:U:195:SER:HB3	1.50	0.92
2:Z:128:LEU:HD12	2:Z:128:LEU:H	1.33	0.92
1:E:546:PRO:HA	1:E:551:THR:HG22	1.49	0.92
1:I:546:PRO:HA	1:I:551:THR:HG22	1.49	0.92
1:5:546:PRO:HA	1:5:551:THR:HG22	1.48	0.92
1:C:71:ARG:HH22	1:C:209:GLY:HA3	1.32	0.92
1:K:451:THR:HA	1:K:481:SER:HB2	1.52	0.92
1:1:456:ALA:H	1:1:630:THR:HG22	1.32	0.92
1:A:546:PRO:HA	1:A:551:THR:HG22	1.49	0.92
1:C:451:THR:HA	1:C:481:SER:HB2	1.51	0.92
1:G:546:PRO:HA	1:G:551:THR:HG22	1.51	0.92
1:E:24:LYS:HG3	1:E:37:THR:HG22	1.51	0.91
1:W:181:THR:HG22	1:W:195:SER:HB3	1.52	0.91
1:A:451:THR:HA	1:A:481:SER:HB2	1.52	0.91
1:I:64:ASP:HA	2:J:31:VAL:HB	1.53	0.91
1:K:243:VAL:H	1:K:285:THR:HG22	1.36	0.90
1:S:456:ALA:H	1:S:630:THR:HG22	1.35	0.90
1:U:29:ILE:HG22	1:U:30:GLU:H	1.34	0.90
1:Y:181:THR:HG22	1:Y:195:SER:HB3	1.53	0.90
1:5:181:THR:HG22	1:5:195:SER:HB3	1.54	0.90
1:O:181:THR:HG22	1:O:195:SER:HB3	1.53	0.90
1:Y:60:ASN:HB3	1:Y:63:GLU:HB2	1.51	0.90
1:1:451:THR:HA	1:1:481:SER:HB2	1.53	0.90

*Continued on next page...*

*Continued from previous page...*

Atom-1	Atom-2	Interatomic distance (Å)	Clash overlap (Å)
1:5:451:THR:HA	1:5:481:SER:HB2	1.52	0.90
1:S:181:THR:HG22	1:S:195:SER:HB3	1.53	0.90
1:G:451:THR:HA	1:G:481:SER:HB2	1.53	0.90
1:I:103:ASP:HB2	1:I:125:PRO:HG3	1.52	0.90
1:W:451:THR:HA	1:W:481:SER:HB2	1.53	0.90
1:I:451:THR:HA	1:I:481:SER:HB2	1.54	0.90
1:O:451:THR:HA	1:O:481:SER:HB2	1.51	0.90
1:M:181:THR:HG22	1:M:195:SER:HB3	1.51	0.90
1:U:243:VAL:H	1:U:285:THR:HG22	1.37	0.89
1:5:60:ASN:HB3	1:5:63:GLU:HB2	1.54	0.89
1:C:64:ASP:HA	2:D:31:VAL:HB	1.53	0.89
1:S:452:ALA:HA	1:S:631:THR:HG23	1.53	0.89
1:K:21:SER:HB3	1:K:41:THR:HB	1.54	0.89
1:A:181:THR:HG22	1:A:195:SER:HB3	1.54	0.88
1:U:60:ASN:HB3	1:U:63:GLU:HB2	1.55	0.88
1:Y:451:THR:HA	1:Y:481:SER:HB2	1.52	0.88
1:3:181:THR:HG22	1:3:195:SER:HB3	1.55	0.88
1:G:181:THR:HG22	1:G:195:SER:HB3	1.56	0.88
1:C:243:VAL:H	1:C:285:THR:HG22	1.39	0.88
1:3:21:SER:HB3	1:3:41:THR:HB	1.55	0.88
1:U:24:LYS:HG3	1:U:37:THR:HG22	1.56	0.88
2:J:128:LEU:HD12	2:J:128:LEU:H	1.39	0.88
2:R:42:LEU:HD12	2:R:42:LEU:H	1.38	0.88
1:1:181:THR:HG22	1:1:195:SER:HB3	1.56	0.88
1:E:451:THR:HA	1:E:481:SER:HB2	1.56	0.87
1:Y:21:SER:HB3	1:Y:41:THR:HB	1.56	0.87
1:3:451:THR:HA	1:3:481:SER:HB2	1.54	0.87
1:E:243:VAL:H	1:E:285:THR:HG22	1.39	0.87
2:6:42:LEU:HA	2:6:45:ILE:HG22	1.56	0.87
1:G:243:VAL:H	1:G:285:THR:HG22	1.39	0.87
1:U:21:SER:HB3	1:U:41:THR:HB	1.55	0.87
1:W:243:VAL:H	1:W:285:THR:HG22	1.38	0.87
1:Y:243:VAL:H	1:Y:285:THR:HG22	1.39	0.87
1:3:66:ALA:HA	2:4:128:LEU:HD13	1.57	0.87
1:K:452:ALA:HA	1:K:631:THR:HG23	1.56	0.87
1:C:181:THR:HG22	1:C:195:SER:HB3	1.54	0.86
1:M:243:VAL:H	1:M:285:THR:HG22	1.39	0.86
1:O:409:LEU:HD21	1:O:632:THR:HG23	1.56	0.86
1:5:243:VAL:H	1:5:285:THR:HG22	1.39	0.86
1:S:451:THR:HA	1:S:481:SER:HB2	1.56	0.86
1:U:451:THR:HA	1:U:481:SER:HB2	1.55	0.86

*Continued on next page...*

*Continued from previous page...*

Atom-1	Atom-2	Interatomic distance (Å)	Clash overlap (Å)
2:2:40:LEU:HD13	2:2:45:ILE:HD11	1.58	0.86
1:3:23:VAL:HG23	1:3:40:TRP:HE1	1.39	0.86
1:M:58:GLU:OE1	1:M:150:GLN:HB2	1.76	0.86
1:I:111:VAL:HG11	1:I:358:THR:HG21	1.58	0.86
1:1:452:ALA:HA	1:1:631:THR:HG23	1.58	0.86
1:A:70:ASN:HA	1:A:73:LYS:HG2	1.58	0.86
1:M:451:THR:HA	1:M:481:SER:HB2	1.56	0.86
1:S:243:VAL:H	1:S:285:THR:HG22	1.40	0.85
2:4:51:VAL:HB	2:4:55:THR:HG21	1.58	0.85
2:6:26:TYR:HB3	2:6:27:PRO:HD2	1.58	0.85
1:Q:243:VAL:H	1:Q:285:THR:HG22	1.38	0.85
1:Y:456:ALA:H	1:Y:630:THR:HG22	1.41	0.85
1:U:456:ALA:H	1:U:630:THR:HG22	1.40	0.85
1:A:243:VAL:H	1:A:285:THR:HG22	1.40	0.85
2:Z:45:ILE:HA	2:Z:66:SER:HB3	1.57	0.85
1:I:243:VAL:H	1:I:285:THR:HG22	1.39	0.85
1:Q:70:ASN:HA	1:Q:73:LYS:HG2	1.55	0.85
1:Q:451:THR:HA	1:Q:481:SER:HB2	1.55	0.85
1:C:409:LEU:HD21	1:C:632:THR:HG23	1.59	0.84
1:A:409:LEU:HD21	1:A:632:THR:HG23	1.59	0.84
1:1:409:LEU:HD21	1:1:632:THR:HG23	1.58	0.84
1:M:409:LEU:HD21	1:M:632:THR:HG23	1.57	0.84
1:Q:409:LEU:HD21	1:Q:632:THR:HG23	1.56	0.84
1:O:243:VAL:H	1:O:285:THR:HG22	1.39	0.84
1:3:243:VAL:H	1:3:285:THR:HG22	1.41	0.84
1:Y:111:VAL:HG22	1:Y:354:MET:HB3	1.60	0.83
1:1:60:ASN:HB3	1:1:63:GLU:HB2	1.60	0.83
1:3:160:LEU:HD13	1:3:338:ALA:HB2	1.60	0.83
1:A:550:VAL:HG12	1:A:583:ILE:HA	1.59	0.83
1:E:68:MET:SD	1:E:210:PRO:HG2	2.17	0.83
1:W:409:LEU:HD21	1:W:632:THR:HG23	1.60	0.83
1:M:393:ILE:H	1:M:393:ILE:HD12	1.43	0.83
1:W:21:SER:HA	1:W:41:THR:HB	1.61	0.83
1:Q:21:SER:HB3	1:Q:41:THR:HB	1.61	0.83
1:1:243:VAL:H	1:1:285:THR:HG22	1.41	0.83
1:3:409:LEU:HD21	1:3:632:THR:HG23	1.61	0.83
1:C:160:LEU:HD13	1:C:338:ALA:HB2	1.59	0.83
1:E:409:LEU:HD21	1:E:632:THR:HG23	1.61	0.83
1:I:550:VAL:HG12	1:I:583:ILE:HA	1.60	0.82
1:5:393:ILE:H	1:5:393:ILE:HD12	1.44	0.82
1:I:103:ASP:HB3	1:I:122:LEU:HD12	1.60	0.82

*Continued on next page...*

*Continued from previous page...*

Atom-1	Atom-2	Interatomic distance (Å)	Clash overlap (Å)
2:F:51:VAL:HB	2:F:55:THR:HG21	1.60	0.82
2:Z:51:VAL:HB	2:Z:55:THR:HG21	1.61	0.82
1:S:60:ASN:HB3	1:S:63:GLU:HB2	1.61	0.82
1:U:550:VAL:HG12	1:U:583:ILE:HA	1.61	0.82
1:E:160:LEU:HD13	1:E:338:ALA:HB2	1.62	0.82
1:I:409:LEU:HD21	1:I:632:THR:HG23	1.62	0.82
2:F:34:LEU:HD22	2:F:39:LEU:HA	1.60	0.82
1:M:452:ALA:HA	1:M:631:THR:HG23	1.60	0.82
1:M:550:VAL:HG12	1:M:583:ILE:HA	1.62	0.82
1:G:376:LEU:HD21	1:G:399:VAL:HG11	1.62	0.82
1:Q:160:LEU:HD13	1:Q:338:ALA:HB2	1.61	0.82
1:W:393:ILE:H	1:W:393:ILE:HD12	1.44	0.82
1:G:409:LEU:HD21	1:G:632:THR:HG23	1.60	0.81
1:M:158:VAL:HG13	1:M:340:VAL:HG22	1.63	0.81
1:S:393:ILE:H	1:S:393:ILE:HD12	1.46	0.81
1:G:160:LEU:HD13	1:G:338:ALA:HB2	1.63	0.81
1:K:393:ILE:H	1:K:393:ILE:HD12	1.45	0.81
1:C:68:MET:SD	1:C:210:PRO:HG2	2.21	0.81
1:C:316:ARG:HA	1:C:374:TYR:HE1	1.44	0.81
1:E:393:ILE:H	1:E:393:ILE:HD12	1.44	0.81
1:E:452:ALA:HA	1:E:631:THR:HG23	1.60	0.81
1:5:160:LEU:HD13	1:5:338:ALA:HB2	1.59	0.81
1:Q:393:ILE:HD12	1:Q:393:ILE:H	1.46	0.81
1:O:550:VAL:HG12	1:O:583:ILE:HA	1.63	0.81
1:Y:393:ILE:HD12	1:Y:393:ILE:H	1.45	0.81
1:E:320:LYS:HA	1:E:377:ARG:HD3	1.62	0.81
2:R:30:HIS:HB2	2:R:131:TYR:HB2	1.61	0.81
1:5:452:ALA:HA	1:5:631:THR:HG23	1.62	0.81
1:C:550:VAL:HG12	1:C:583:ILE:HA	1.62	0.80
2:4:39:LEU:HD13	2:4:39:LEU:H	1.45	0.80
1:S:459:ILE:HD13	1:S:494:MET:HE2	1.64	0.80
1:U:92:ILE:HD12	1:U:92:ILE:H	1.46	0.80
1:U:376:LEU:HD21	1:U:399:VAL:HG11	1.64	0.80
1:C:393:ILE:H	1:C:393:ILE:HD12	1.46	0.80
1:M:92:ILE:HD12	1:M:92:ILE:H	1.45	0.80
1:Y:95:VAL:HG22	1:Y:96:SER:H	1.46	0.80
1:1:550:VAL:HG12	1:1:583:ILE:HA	1.61	0.80
2:F:40:LEU:HD21	2:F:78:ARG:HD2	1.63	0.80
1:G:393:ILE:H	1:G:393:ILE:HD12	1.45	0.80
1:O:114:GLY:H	1:O:117:SER:HB3	1.46	0.80
1:S:320:LYS:HA	1:S:377:ARG:HD3	1.62	0.80

*Continued on next page...*

*Continued from previous page...*

Atom-1	Atom-2	Interatomic distance (Å)	Clash overlap (Å)
1:U:452:ALA:HA	1:U:631:THR:HG23	1.63	0.80
1:3:60:ASN:HB3	1:3:63:GLU:HB2	1.61	0.80
2:6:51:VAL:HB	2:6:55:THR:HG21	1.62	0.80
2:D:51:VAL:HB	2:D:55:THR:HG21	1.64	0.80
1:Y:550:VAL:HG12	1:Y:583:ILE:HA	1.63	0.80
1:3:393:ILE:HD12	1:3:393:ILE:H	1.46	0.80
1:5:550:VAL:HG12	1:5:583:ILE:HA	1.63	0.80
1:A:160:LEU:HD13	1:A:338:ALA:HB2	1.63	0.80
1:C:376:LEU:HD21	1:C:399:VAL:HG11	1.64	0.80
1:Y:376:LEU:HD21	1:Y:399:VAL:HG11	1.64	0.80
2:2:51:VAL:HB	2:2:55:THR:HG21	1.62	0.80
1:A:452:ALA:HA	1:A:631:THR:HG23	1.64	0.80
1:K:550:VAL:HG12	1:K:583:ILE:HA	1.64	0.80
2:X:51:VAL:HB	2:X:55:THR:HG21	1.64	0.80
1:1:160:LEU:HD13	1:1:338:ALA:HB2	1.63	0.80
1:A:60:ASN:HB3	1:A:63:GLU:HB2	1.61	0.80
1:O:376:LEU:HD21	1:O:399:VAL:HG11	1.64	0.80
1:E:376:LEU:HD21	1:E:399:VAL:HG11	1.63	0.80
2:H:51:VAL:HB	2:H:55:THR:HG21	1.64	0.80
1:I:62:THR:HG21	2:J:34:LEU:HD22	1.64	0.80
1:W:376:LEU:HD21	1:W:399:VAL:HG11	1.64	0.80
1:1:554:ILE:HG21	1:1:628:LEU:HD11	1.64	0.80
1:5:158:VAL:HG13	1:5:340:VAL:HG22	1.64	0.80
1:5:456:ALA:N	1:5:630:THR:HG22	1.96	0.80
1:Y:554:ILE:HG21	1:Y:628:LEU:HD11	1.62	0.79
2:V:51:VAL:HB	2:V:55:THR:HG21	1.63	0.79
2:N:51:VAL:HB	2:N:55:THR:HG21	1.64	0.79
2:T:51:VAL:HB	2:T:55:THR:HG21	1.61	0.79
1:C:452:ALA:HA	1:C:631:THR:HG23	1.62	0.79
2:J:51:VAL:HB	2:J:55:THR:HG21	1.65	0.79
1:K:409:LEU:HD21	1:K:632:THR:HG23	1.63	0.79
1:Q:102:VAL:HG11	1:Q:351:LEU:HD13	1.64	0.79
1:S:524:ARG:HH11	1:S:524:ARG:HB2	1.48	0.79
1:K:160:LEU:HD13	1:K:338:ALA:HB2	1.64	0.79
1:S:62:THR:HG21	2:T:34:LEU:HD13	1.63	0.79
1:U:393:ILE:H	1:U:393:ILE:HD12	1.47	0.79
2:B:51:VAL:HB	2:B:55:THR:HG21	1.63	0.79
1:O:393:ILE:H	1:O:393:ILE:HD12	1.47	0.79
1:5:412:PRO:HB2	1:5:415:THR:HB	1.65	0.79
1:I:23:VAL:HG23	1:I:40:TRP:HE1	1.46	0.79
1:1:70:ASN:HA	1:1:73:LYS:HG2	1.65	0.79

*Continued on next page...*

*Continued from previous page...*

Atom-1	Atom-2	Interatomic distance (Å)	Clash overlap (Å)
1:1:376:LEU:HD21	1:1:399:VAL:HG11	1.65	0.79
1:3:550:VAL:HG12	1:3:583:ILE:HA	1.64	0.79
1:A:393:ILE:H	1:A:393:ILE:HD12	1.46	0.78
1:K:65:LEU:HB3	2:L:128:LEU:HD12	1.64	0.78
1:M:376:LEU:HD21	1:M:399:VAL:HG11	1.63	0.78
1:E:412:PRO:HB2	1:E:415:THR:HB	1.65	0.78
1:I:92:ILE:HG21	1:I:313:VAL:HG12	1.65	0.78
2:R:45:ILE:HA	2:R:66:SER:HB3	1.66	0.78
2:R:51:VAL:HB	2:R:55:THR:HG21	1.63	0.78
1:S:66:ALA:HA	2:T:128:LEU:HD13	1.65	0.78
1:3:412:PRO:HB2	1:3:415:THR:HB	1.66	0.78
1:A:459:ILE:HD13	1:A:494:MET:HE2	1.66	0.78
1:K:320:LYS:HA	1:K:377:ARG:HD3	1.65	0.78
1:E:550:VAL:HG12	1:E:583:ILE:HA	1.63	0.78
1:E:554:ILE:HG21	1:E:628:LEU:HD11	1.66	0.78
1:G:459:ILE:HD13	1:G:494:MET:HE2	1.66	0.78
1:I:376:LEU:HD21	1:I:399:VAL:HG11	1.65	0.78
1:3:376:LEU:HD21	1:3:399:VAL:HG11	1.64	0.78
1:I:393:ILE:HD12	1:I:393:ILE:H	1.47	0.78
1:M:320:LYS:HA	1:M:377:ARG:HD3	1.65	0.78
1:U:554:ILE:HG21	1:U:628:LEU:HD11	1.65	0.78
1:5:376:LEU:HD21	1:5:399:VAL:HG11	1.64	0.78
1:G:550:VAL:HG12	1:G:583:ILE:HA	1.64	0.78
2:L:31:VAL:HG13	2:L:79:CYS:HB3	1.64	0.78
1:O:412:PRO:HB2	1:O:415:THR:HB	1.66	0.78
1:U:160:LEU:HD13	1:U:338:ALA:HB2	1.64	0.78
1:Y:160:LEU:HD13	1:Y:338:ALA:HB2	1.64	0.78
1:I:452:ALA:HA	1:I:631:THR:HG23	1.64	0.78
1:K:554:ILE:HG21	1:K:628:LEU:HD11	1.65	0.78
1:O:68:MET:SD	1:O:210:PRO:HG2	2.24	0.78
1:Q:376:LEU:HD21	1:Q:399:VAL:HG11	1.62	0.78
1:Q:550:VAL:HG12	1:Q:583:ILE:HA	1.64	0.78
1:S:92:ILE:HD11	1:S:304:ALA:HB1	1.66	0.78
1:S:160:LEU:HD13	1:S:338:ALA:HB2	1.65	0.78
1:K:376:LEU:HD21	1:K:399:VAL:HG11	1.66	0.78
1:O:71:ARG:HH22	1:O:209:GLY:HA3	1.49	0.78
1:U:320:LYS:HA	1:U:377:ARG:HD3	1.66	0.78
1:W:158:VAL:HG13	1:W:340:VAL:HG22	1.66	0.78
1:O:452:ALA:HA	1:O:631:THR:HG23	1.64	0.78
1:Q:412:PRO:HB2	1:Q:415:THR:HB	1.66	0.78
2:F:26:TYR:HB3	2:F:27:PRO:HD2	1.66	0.77

*Continued on next page...*

*Continued from previous page...*

Atom-1	Atom-2	Interatomic distance (Å)	Clash overlap (Å)
1:I:412:PRO:HB2	1:I:415:THR:HB	1.66	0.77
1:M:459:ILE:HD13	1:M:494:MET:HE2	1.65	0.77
1:S:550:VAL:HG12	1:S:583:ILE:HA	1.66	0.77
1:1:393:ILE:H	1:1:393:ILE:HD12	1.46	0.77
1:3:452:ALA:HA	1:3:631:THR:HG23	1.66	0.77
1:3:554:ILE:HG21	1:3:628:LEU:HD11	1.65	0.77
1:G:452:ALA:HA	1:G:631:THR:HG23	1.66	0.77
1:S:409:LEU:HD21	1:S:632:THR:HG23	1.66	0.77
1:W:550:VAL:HG12	1:W:583:ILE:HA	1.64	0.77
1:Q:70:ASN:O	1:Q:74:LEU:HG	1.84	0.77
1:S:376:LEU:HD21	1:S:399:VAL:HG11	1.65	0.77
1:1:459:ILE:HD13	1:1:494:MET:HE2	1.63	0.77
2:N:26:TYR:CG	2:N:27:PRO:HD2	2.19	0.77
2:P:51:VAL:HB	2:P:55:THR:HG21	1.64	0.77
2:V:34:LEU:HD21	2:V:40:LEU:HD23	1.65	0.77
1:K:412:PRO:HB2	1:K:415:THR:HB	1.64	0.77
1:O:415:THR:HG23	1:O:418:ARG:H	1.50	0.77
1:Y:102:VAL:HG11	1:Y:351:LEU:HD13	1.66	0.77
1:I:160:LEU:HD13	1:I:338:ALA:HB2	1.65	0.77
2:L:51:VAL:HB	2:L:55:THR:HG21	1.64	0.77
1:Y:415:THR:HG23	1:Y:418:ARG:H	1.50	0.77
1:1:66:ALA:HA	2:2:128:LEU:HD13	1.66	0.77
1:G:412:PRO:HB2	1:G:415:THR:HB	1.66	0.77
1:O:320:LYS:HA	1:O:377:ARG:HD3	1.67	0.77
1:O:459:ILE:HD13	1:O:494:MET:HE2	1.65	0.77
1:U:459:ILE:HD13	1:U:494:MET:HE2	1.66	0.77
1:W:160:LEU:HD13	1:W:338:ALA:HB2	1.64	0.77
1:C:316:ARG:HA	1:C:374:TYR:CE1	2.20	0.77
1:G:554:ILE:HG21	1:G:628:LEU:HD11	1.66	0.77
1:I:459:ILE:HD13	1:I:494:MET:HE2	1.65	0.77
1:S:415:THR:HG23	1:S:418:ARG:H	1.50	0.77
1:Y:69:LEU:H	1:Y:69:LEU:HD12	1.48	0.77
1:1:412:PRO:HB2	1:1:415:THR:HB	1.67	0.77
1:A:415:THR:HG23	1:A:418:ARG:H	1.50	0.77
1:C:320:LYS:HA	1:C:377:ARG:HD3	1.67	0.77
1:O:21:SER:HB3	1:O:41:THR:HB	1.66	0.77
1:W:412:PRO:HB2	1:W:415:THR:HB	1.65	0.77
1:Y:412:PRO:HB2	1:Y:415:THR:HB	1.66	0.77
1:1:84:ILE:HG12	1:1:86:LEU:HG	1.65	0.77
1:A:376:LEU:HD21	1:A:399:VAL:HG11	1.66	0.77
1:A:554:ILE:HG21	1:A:628:LEU:HD11	1.66	0.77

*Continued on next page...*

*Continued from previous page...*

Atom-1	Atom-2	Interatomic distance (Å)	Clash overlap (Å)
1:Q:459:ILE:HD13	1:Q:494:MET:HE2	1.67	0.77
1:W:554:ILE:HG21	1:W:628:LEU:HD11	1.67	0.77
1:A:320:LYS:HA	1:A:377:ARG:HD3	1.67	0.76
1:C:412:PRO:HB2	1:C:415:THR:HB	1.66	0.76
1:E:70:ASN:HA	1:E:73:LYS:HG2	1.68	0.76
1:E:459:ILE:HD13	1:E:494:MET:HE2	1.66	0.76
1:Q:97:GLU:HG3	1:Q:98:GLY:H	1.49	0.76
1:I:415:THR:HG23	1:I:418:ARG:H	1.50	0.76
1:O:160:LEU:HD13	1:O:338:ALA:HB2	1.67	0.76
1:Y:409:LEU:HD21	1:Y:632:THR:HG23	1.66	0.76
2:B:26:TYR:HB3	2:B:27:PRO:HD2	1.68	0.76
1:K:415:THR:HG23	1:K:418:ARG:H	1.50	0.76
1:A:412:PRO:HB2	1:A:415:THR:HB	1.66	0.76
1:G:92:ILE:HD11	1:G:304:ALA:HB1	1.67	0.76
1:C:21:SER:HB3	1:C:41:THR:HB	1.67	0.76
1:O:23:VAL:HG12	1:O:40:TRP:HE1	1.51	0.76
1:G:415:THR:HG23	1:G:418:ARG:H	1.50	0.76
1:A:82:LEU:O	1:A:219:ALA:HA	1.84	0.76
1:C:459:ILE:HD13	1:C:494:MET:HE2	1.68	0.76
1:I:100:MET:HE2	1:I:100:MET:HA	1.68	0.76
1:M:415:THR:HG23	1:M:418:ARG:H	1.51	0.76
1:M:554:ILE:HG21	1:M:628:LEU:HD11	1.66	0.76
1:1:100:MET:HG3	1:1:101:GLN:H	1.50	0.76
1:5:554:ILE:HG21	1:5:628:LEU:HD11	1.66	0.76
1:W:415:THR:HG23	1:W:418:ARG:H	1.49	0.75
1:3:415:THR:HG23	1:3:418:ARG:H	1.51	0.75
1:3:459:ILE:HD13	1:3:494:MET:HE2	1.66	0.75
1:Q:415:THR:HG23	1:Q:418:ARG:H	1.50	0.75
1:S:71:ARG:HH21	1:S:209:GLY:HA3	1.50	0.75
1:1:21:SER:HA	1:1:41:THR:HB	1.68	0.75
1:Q:89:PRO:HD3	1:Q:255:THR:HA	1.68	0.75
1:Q:433:ARG:HD2	1:Q:524:ARG:HH11	1.51	0.75
1:S:412:PRO:HB2	1:S:415:THR:HB	1.67	0.75
1:Y:320:LYS:HA	1:Y:377:ARG:HD3	1.68	0.75
1:A:100:MET:HE3	1:A:112:ILE:HG22	1.68	0.75
1:A:158:VAL:HG13	1:A:340:VAL:HG22	1.68	0.75
1:G:320:LYS:HA	1:G:377:ARG:HD3	1.67	0.75
1:1:174:THR:HG23	1:1:176:LYS:H	1.50	0.75
1:C:554:ILE:HG21	1:C:628:LEU:HD11	1.68	0.75
1:O:174:THR:HG23	1:O:176:LYS:H	1.51	0.75
1:U:158:VAL:HG13	1:U:340:VAL:HG22	1.68	0.75

*Continued on next page...*

*Continued from previous page...*

Atom-1	Atom-2	Interatomic distance (Å)	Clash overlap (Å)
2:6:39:LEU:HD13	2:6:39:LEU:H	1.50	0.75
1:I:554:ILE:HG21	1:I:628:LEU:HD11	1.68	0.75
1:M:160:LEU:HD13	1:M:338:ALA:HB2	1.66	0.75
1:U:409:LEU:HD21	1:U:632:THR:HG23	1.69	0.75
1:W:100:MET:HG2	1:W:112:ILE:HG22	1.69	0.75
2:X:34:LEU:HB3	2:X:37:GLN:HG2	1.68	0.75
2:4:40:LEU:HB3	2:4:45:ILE:HG23	1.69	0.75
1:W:452:ALA:HA	1:W:631:THR:HG23	1.69	0.74
1:W:459:ILE:HD13	1:W:494:MET:HE2	1.69	0.74
1:Y:452:ALA:HA	1:Y:631:THR:HG23	1.69	0.74
1:G:92:ILE:HG21	1:G:313:VAL:HG12	1.69	0.74
1:Q:174:THR:HG23	1:Q:176:LYS:H	1.51	0.74
2:Z:40:LEU:HB3	2:Z:45:ILE:HD11	1.67	0.74
1:K:459:ILE:HD13	1:K:494:MET:HE2	1.68	0.74
1:M:412:PRO:HB2	1:M:415:THR:HB	1.67	0.74
1:Y:158:VAL:HG13	1:Y:340:VAL:HG22	1.67	0.74
1:Y:459:ILE:HD13	1:Y:494:MET:HE2	1.70	0.74
1:M:70:ASN:O	1:M:74:LEU:HB2	1.87	0.74
1:U:412:PRO:HB2	1:U:415:THR:HB	1.66	0.74
1:1:415:THR:HG23	1:1:418:ARG:H	1.51	0.74
1:K:174:THR:HG23	1:K:176:LYS:H	1.53	0.74
1:S:554:ILE:HG21	1:S:628:LEU:HD11	1.68	0.74
2:F:31:VAL:HG13	2:F:79:CYS:HB3	1.68	0.74
1:M:174:THR:HG23	1:M:176:LYS:H	1.51	0.74
1:Y:68:MET:SD	1:Y:210:PRO:HG2	2.28	0.74
1:5:415:THR:HG23	1:5:418:ARG:H	1.52	0.74
1:E:415:THR:HG23	1:E:418:ARG:H	1.51	0.74
1:U:353:ALA:HB1	1:U:386:ALA:HB3	1.68	0.74
1:U:415:THR:HG23	1:U:418:ARG:H	1.51	0.74
1:A:174:THR:HG23	1:A:176:LYS:H	1.52	0.73
1:C:415:THR:HG23	1:C:418:ARG:H	1.51	0.73
1:G:174:THR:HG23	1:G:176:LYS:H	1.52	0.73
1:W:65:LEU:HD22	2:X:31:VAL:HG23	1.70	0.73
1:3:158:VAL:HG13	1:3:340:VAL:HG22	1.69	0.73
1:C:174:THR:HG23	1:C:176:LYS:H	1.51	0.73
1:O:353:ALA:HB1	1:O:386:ALA:HB3	1.70	0.73
1:U:99:SER:N	1:U:118:PRO:HB3	2.02	0.73
1:Q:68:MET:SD	1:Q:210:PRO:HG2	2.28	0.73
1:O:554:ILE:HG21	1:O:628:LEU:HD11	1.70	0.73
1:Q:554:ILE:HG21	1:Q:628:LEU:HD11	1.69	0.73
1:G:158:VAL:HG13	1:G:340:VAL:HG22	1.70	0.73

*Continued on next page...*

*Continued from previous page...*

Atom-1	Atom-2	Interatomic distance (Å)	Clash overlap (Å)
2:J:60:SER:HB3	2:J:83:LEU:HG	1.71	0.73
1:1:21:SER:CA	1:1:41:THR:HB	2.19	0.73
1:1:62:THR:HB	2:2:33:GLN:HA	1.70	0.73
1:G:78:THR:HG22	1:G:215:SER:C	2.13	0.73
2:Z:55:THR:HG23	2:Z:56:CYS:H	1.53	0.73
1:G:58:GLU:OE1	1:G:150:GLN:HB2	1.89	0.73
1:S:174:THR:HG23	1:S:176:LYS:H	1.54	0.73
1:S:158:VAL:HG13	1:S:340:VAL:HG22	1.69	0.73
1:Y:174:THR:HG23	1:Y:176:LYS:H	1.53	0.73
2:4:31:VAL:HG13	2:4:79:CYS:HB3	1.70	0.73
2:6:60:SER:HB3	2:6:83:LEU:HG	1.70	0.73
1:O:158:VAL:HG13	1:O:340:VAL:HG22	1.70	0.72
1:C:158:VAL:HG13	1:C:340:VAL:HG22	1.70	0.72
1:E:158:VAL:HG13	1:E:340:VAL:HG22	1.70	0.72
1:Q:353:ALA:HB1	1:Q:386:ALA:HB3	1.71	0.72
1:5:66:ALA:HA	2:6:128:LEU:HD13	1.70	0.72
1:K:71:ARG:NH2	1:K:209:GLY:HA3	2.03	0.72
1:K:158:VAL:HG13	1:K:340:VAL:HG22	1.70	0.72
2:T:34:LEU:HD23	2:T:39:LEU:HA	1.70	0.72
2:T:60:SER:HB3	2:T:83:LEU:HG	1.71	0.72
1:C:432:LEU:HG	1:C:443:LEU:HD11	1.71	0.72
1:O:57:ARG:NH1	2:P:39:LEU:HG	2.05	0.72
1:3:174:THR:HG23	1:3:176:LYS:H	1.55	0.72
2:4:55:THR:HG23	2:4:56:CYS:H	1.54	0.72
1:E:108:HIS:O	1:E:112:ILE:HD11	1.89	0.72
2:F:60:SER:HB3	2:F:83:LEU:HG	1.71	0.72
1:I:158:VAL:HG13	1:I:340:VAL:HG22	1.72	0.72
2:T:55:THR:HG23	2:T:56:CYS:H	1.55	0.72
1:1:524:ARG:HA	1:1:527:TRP:CD1	2.24	0.72
1:3:62:THR:HG21	2:4:34:LEU:HD13	1.71	0.72
1:C:464:ARG:HD3	1:C:501:LEU:HD21	1.72	0.72
2:L:60:SER:HB3	2:L:83:LEU:HG	1.71	0.72
1:E:181:THR:HG22	1:E:195:SER:CB	2.19	0.72
1:U:70:ASN:HB3	1:U:73:LYS:HE2	1.72	0.72
1:5:353:ALA:HB1	1:5:386:ALA:HB3	1.71	0.72
1:1:114:GLY:H	1:1:117:SER:HB3	1.55	0.72
1:Q:452:ALA:HA	1:Q:631:THR:HG23	1.70	0.72
2:X:55:THR:HG23	2:X:56:CYS:H	1.55	0.72
1:5:320:LYS:HA	1:5:377:ARG:HD3	1.72	0.72
1:M:21:SER:HA	1:M:41:THR:HB	1.70	0.71
1:M:353:ALA:HB1	1:M:386:ALA:HB3	1.70	0.71

*Continued on next page...*

*Continued from previous page...*

Atom-1	Atom-2	Interatomic distance (Å)	Clash overlap (Å)
1:O:456:ALA:N	1:O:630:THR:HG22	2.00	0.71
2:R:60:SER:HB3	2:R:83:LEU:HG	1.71	0.71
1:1:353:ALA:HB1	1:1:386:ALA:HB3	1.71	0.71
1:3:129:GLN:OE1	1:3:345:SER:HB3	1.90	0.71
1:Q:71:ARG:HH22	1:Q:209:GLY:HA3	1.53	0.71
2:F:45:ILE:HA	2:F:66:SER:HB3	1.72	0.71
2:H:55:THR:HG23	2:H:56:CYS:H	1.55	0.71
2:H:60:SER:HB3	2:H:83:LEU:HG	1.71	0.71
1:I:432:LEU:HG	1:I:443:LEU:HD11	1.72	0.71
2:B:60:SER:HB3	2:B:83:LEU:HG	1.73	0.71
1:I:353:ALA:HB1	1:I:386:ALA:HB3	1.73	0.71
1:5:464:ARG:HD3	1:5:501:LEU:HD21	1.72	0.71
2:B:45:ILE:HA	2:B:66:SER:HB3	1.72	0.71
2:R:34:LEU:HD11	2:R:39:LEU:HD23	1.72	0.71
1:S:102:VAL:HG11	1:S:351:LEU:HD13	1.72	0.71
2:X:26:TYR:HB3	2:X:27:PRO:HD2	1.71	0.71
1:K:21:SER:CB	1:K:41:THR:HB	2.18	0.71
2:4:60:SER:HB3	2:4:83:LEU:HG	1.71	0.71
1:A:21:SER:HA	1:A:41:THR:HB	1.71	0.71
1:C:68:MET:HE3	2:D:81:ASN:ND2	2.04	0.71
1:Y:343:MET:HE2	1:Y:343:MET:HA	1.72	0.71
1:Y:464:ARG:HD3	1:Y:501:LEU:HD21	1.73	0.71
1:O:464:ARG:HD3	1:O:501:LEU:HD21	1.73	0.71
2:R:55:THR:HG23	2:R:56:CYS:H	1.56	0.71
1:U:174:THR:HG23	1:U:176:LYS:H	1.54	0.71
1:G:102:VAL:HG11	1:G:351:LEU:HD13	1.72	0.71
1:I:53:GLU:OE2	2:J:41:ALA:HB1	1.90	0.71
2:J:55:THR:HG23	2:J:56:CYS:H	1.56	0.71
1:O:29:ILE:HG22	1:O:30:GLU:H	1.56	0.71
1:U:464:ARG:HD3	1:U:501:LEU:HD21	1.73	0.71
1:W:464:ARG:HD3	1:W:501:LEU:HD21	1.72	0.71
2:6:55:THR:HG23	2:6:56:CYS:H	1.56	0.71
2:B:40:LEU:HD23	2:B:40:LEU:H	1.54	0.71
1:I:174:THR:HG23	1:I:176:LYS:H	1.54	0.71
1:S:353:ALA:HB1	1:S:386:ALA:HB3	1.73	0.71
1:W:63:GLU:OE2	1:W:68:MET:HA	1.89	0.71
1:A:71:ARG:NH2	1:A:209:GLY:HA3	2.06	0.70
1:I:56:TRP:CZ2	1:I:61:VAL:HG11	2.25	0.70
1:I:68:MET:SD	1:I:210:PRO:HG2	2.30	0.70
1:I:464:ARG:HD3	1:I:501:LEU:HD21	1.72	0.70
1:G:432:LEU:HG	1:G:443:LEU:HD11	1.74	0.70

*Continued on next page...*

*Continued from previous page...*

Atom-1	Atom-2	Interatomic distance (Å)	Clash overlap (Å)
1:O:538:LEU:HD23	1:O:538:LEU:H	1.57	0.70
1:Q:103:ASP:HB2	1:Q:122:LEU:HD12	1.73	0.70
2:V:37:GLN:HG2	2:V:38:HIS:H	1.55	0.70
1:A:353:ALA:HB1	1:A:386:ALA:HB3	1.72	0.70
1:Q:158:VAL:HG13	1:Q:340:VAL:HG22	1.73	0.70
1:Q:464:ARG:HD3	1:Q:501:LEU:HD21	1.72	0.70
1:I:65:LEU:HB3	2:J:128:LEU:HD23	1.72	0.70
1:K:181:THR:HG22	1:K:195:SER:CB	2.21	0.70
2:V:55:THR:HG23	2:V:56:CYS:H	1.55	0.70
1:W:174:THR:HG23	1:W:176:LYS:H	1.57	0.70
1:I:158:VAL:HG13	1:I:340:VAL:HG22	1.74	0.70
1:E:464:ARG:HD3	1:E:501:LEU:HD21	1.73	0.70
1:G:86:LEU:HD11	1:G:251:SER:HA	1.71	0.70
2:P:55:THR:HG23	2:P:56:CYS:H	1.55	0.70
1:Q:92:ILE:HD13	1:Q:313:VAL:HG12	1.74	0.70
2:V:34:LEU:HD12	2:V:37:GLN:HB3	1.74	0.70
1:I:316:ARG:HA	1:I:374:TYR:HE1	1.56	0.70
1:3:464:ARG:HD3	1:3:501:LEU:HD21	1.73	0.70
2:N:60:SER:HB3	2:N:83:LEU:HG	1.72	0.70
1:W:65:LEU:HD22	1:W:65:LEU:H	1.56	0.70
1:W:95:VAL:HG22	1:W:96:SER:H	1.54	0.70
1:5:174:THR:HG23	1:5:176:LYS:H	1.56	0.70
2:P:40:LEU:HD13	2:P:45:ILE:HD11	1.74	0.70
2:P:60:SER:HB3	2:P:83:LEU:HG	1.72	0.70
2:2:60:SER:HB3	2:2:83:LEU:HG	1.72	0.70
1:3:320:LYS:HA	1:3:377:ARG:HD3	1.74	0.70
2:X:60:SER:HB3	2:X:83:LEU:HG	1.74	0.70
1:I:320:LYS:HA	1:I:377:ARG:HD3	1.73	0.70
2:6:56:CYS:HB3	2:6:131:TYR:OH	1.91	0.70
1:A:432:LEU:HG	1:A:443:LEU:HD11	1.73	0.70
1:I:70:ASN:HA	1:I:73:LYS:HE2	1.74	0.70
1:M:464:ARG:HD3	1:M:501:LEU:HD21	1.72	0.70
1:I:464:ARG:HD3	1:I:501:LEU:HD21	1.74	0.70
1:A:573:LEU:H	1:A:573:LEU:HD12	1.56	0.70
2:L:55:THR:HG23	2:L:56:CYS:H	1.56	0.70
1:I:78:THR:HG22	1:I:215:SER:C	2.16	0.70
1:5:459:ILE:HD13	1:5:494:MET:HE2	1.72	0.70
1:A:57:ARG:HH12	2:B:39:LEU:HD22	1.56	0.69
1:E:23:VAL:HG23	1:E:40:TRP:HE1	1.55	0.69
1:K:353:ALA:HB1	1:K:386:ALA:HB3	1.72	0.69
1:M:27:LEU:HD23	2:N:50:LEU:HD12	1.74	0.69

*Continued on next page...*

*Continued from previous page...*

Atom-1	Atom-2	Interatomic distance (Å)	Clash overlap (Å)
1:Q:181:THR:HG22	1:Q:195:SER:CB	2.22	0.69
1:A:538:LEU:HD23	1:A:538:LEU:H	1.57	0.69
1:W:353:ALA:HB1	1:W:386:ALA:HB3	1.73	0.69
1:Y:432:LEU:HG	1:Y:443:LEU:HD11	1.74	0.69
1:A:107:VAL:HG21	1:A:350:ARG:HD3	1.74	0.69
2:D:60:SER:HB3	2:D:83:LEU:HG	1.75	0.69
2:N:55:THR:HG23	2:N:56:CYS:H	1.57	0.69
2:R:101:THR:HG22	2:R:102:GLY:H	1.58	0.69
1:C:538:LEU:HD23	1:C:538:LEU:H	1.56	0.69
2:V:60:SER:HB3	2:V:83:LEU:HG	1.72	0.69
1:G:62:THR:HG21	2:H:34:LEU:HD11	1.75	0.69
1:G:538:LEU:HD23	1:G:538:LEU:H	1.58	0.69
1:K:68:MET:SD	1:K:210:PRO:HG2	2.32	0.69
1:3:353:ALA:HB1	1:3:386:ALA:HB3	1.74	0.69
1:E:538:LEU:H	1:E:538:LEU:HD23	1.57	0.69
1:5:101:GLN:HG2	1:5:120:CYS:SG	2.33	0.69
1:A:459:ILE:HD12	1:A:486:LEU:HD23	1.75	0.69
2:B:55:THR:HG23	2:B:56:CYS:H	1.57	0.69
1:G:464:ARG:HD3	1:G:501:LEU:HD21	1.73	0.69
2:J:40:LEU:HD23	2:J:40:LEU:H	1.56	0.69
1:S:464:ARG:HD3	1:S:501:LEU:HD21	1.75	0.69
1:W:538:LEU:HD23	1:W:538:LEU:H	1.57	0.69
1:1:432:LEU:HG	1:1:443:LEU:HD11	1.75	0.69
2:2:55:THR:HG23	2:2:56:CYS:H	1.55	0.69
1:3:538:LEU:HD23	1:3:538:LEU:H	1.57	0.69
1:5:31:GLY:H	2:6:24:TRP:HZ3	1.41	0.69
1:G:66:ALA:HA	2:H:128:LEU:HD13	1.75	0.69
1:M:538:LEU:H	1:M:538:LEU:HD23	1.58	0.69
1:W:24:LYS:HB3	1:W:37:THR:HG22	1.75	0.69
1:W:212:SER:C	1:W:214:PRO:HD2	2.18	0.69
2:F:55:THR:HG23	2:F:56:CYS:H	1.58	0.69
1:I:181:THR:HG22	1:I:195:SER:CB	2.22	0.69
1:Y:56:TRP:CE2	1:Y:61:VAL:HG21	2.28	0.69
1:C:82:LEU:HD12	1:C:84:ILE:HD11	1.75	0.68
2:L:35:ARG:H	2:L:35:ARG:HD3	1.58	0.68
1:Q:29:ILE:HG22	1:Q:30:GLU:H	1.56	0.68
1:S:21:SER:HB3	1:S:41:THR:HB	1.72	0.68
2:2:101:THR:HG22	2:2:102:GLY:H	1.58	0.68
1:E:432:LEU:HG	1:E:443:LEU:HD11	1.75	0.68
1:G:113:SER:HB2	1:G:117:SER:OG	1.92	0.68
2:Z:60:SER:HB3	2:Z:83:LEU:HG	1.74	0.68

*Continued on next page...*

*Continued from previous page...*

Atom-1	Atom-2	Interatomic distance (Å)	Clash overlap (Å)
1:5:432:LEU:HG	1:5:443:LEU:HD11	1.74	0.68
1:G:115:LEU:HD13	1:G:359:VAL:HG21	1.76	0.68
2:H:101:THR:HG22	2:H:102:GLY:H	1.58	0.68
1:M:432:LEU:HG	1:M:443:LEU:HD11	1.76	0.68
1:1:64:ASP:HB3	2:2:32:THR:HA	1.74	0.68
1:C:58:GLU:OE1	1:C:150:GLN:HB2	1.93	0.68
1:E:353:ALA:HB1	1:E:386:ALA:HB3	1.74	0.68
1:Q:432:LEU:HG	1:Q:443:LEU:HD11	1.74	0.68
1:U:212:SER:C	1:U:214:PRO:HD2	2.18	0.68
1:1:58:GLU:OE1	1:1:150:GLN:HB2	1.92	0.68
2:D:39:LEU:HD13	2:D:39:LEU:H	1.57	0.68
1:I:538:LEU:HD23	1:I:538:LEU:H	1.58	0.68
1:K:61:VAL:HG12	2:L:85:VAL:HG22	1.75	0.68
1:K:538:LEU:HD23	1:K:538:LEU:H	1.58	0.68
1:Y:101:GLN:HB3	1:Y:122:LEU:HD21	1.76	0.68
2:4:26:TYR:HB3	2:4:27:PRO:HD2	1.75	0.68
2:J:45:ILE:HA	2:J:66:SER:HB3	1.74	0.68
2:T:101:THR:HG22	2:T:102:GLY:H	1.58	0.68
1:W:89:PRO:HD3	1:W:255:THR:HA	1.73	0.68
1:Y:353:ALA:HB1	1:Y:386:ALA:HB3	1.74	0.68
1:3:432:LEU:HG	1:3:443:LEU:HD11	1.74	0.68
1:G:353:ALA:HB1	1:G:386:ALA:HB3	1.73	0.68
1:Q:538:LEU:HD23	1:Q:538:LEU:H	1.59	0.68
1:1:524:ARG:HA	1:1:527:TRP:HD1	1.58	0.68
1:E:174:THR:HG23	1:E:176:LYS:H	1.57	0.68
1:I:328:LEU:HG	1:I:332:ILE:HD11	1.75	0.68
1:I:447:GLN:OE1	1:I:529:LEU:HD21	1.94	0.68
2:L:34:LEU:HD11	2:L:78:ARG:NH1	2.08	0.68
1:O:66:ALA:HB2	2:P:128:LEU:HD23	1.76	0.68
1:S:212:SER:C	1:S:214:PRO:HD2	2.19	0.68
1:S:432:LEU:HG	1:S:443:LEU:HD11	1.74	0.68
1:U:181:THR:HG22	1:U:195:SER:CB	2.23	0.68
1:1:538:LEU:HD23	1:1:538:LEU:H	1.58	0.68
2:6:101:THR:HG22	2:6:102:GLY:H	1.59	0.68
1:G:71:ARG:HH22	1:G:209:GLY:HA3	1.57	0.68
2:H:40:LEU:HD13	2:H:78:ARG:HD2	1.76	0.68
1:O:432:LEU:HG	1:O:443:LEU:HD11	1.76	0.68
1:5:328:LEU:HG	1:5:332:ILE:HD11	1.76	0.68
1:K:87:ALA:O	1:K:255:THR:HG22	1.94	0.68
1:Y:112:ILE:HD13	1:Y:112:ILE:H	1.58	0.68
1:K:212:SER:C	1:K:214:PRO:HD2	2.19	0.67

*Continued on next page...*

*Continued from previous page...*

Atom-1	Atom-2	Interatomic distance (Å)	Clash overlap (Å)
2:L:101:THR:HG22	2:L:102:GLY:H	1.60	0.67
1:C:115:LEU:HD13	1:C:359:VAL:HG21	1.76	0.67
1:G:79:SER:HB2	1:U:73:LYS:HZ3	1.59	0.67
2:N:101:THR:HG22	2:N:102:GLY:H	1.58	0.67
1:1:212:SER:C	1:1:214:PRO:HD2	2.20	0.67
1:3:328:LEU:HG	1:3:332:ILE:HD11	1.76	0.67
1:3:394:GLY:HA2	1:3:442:ASN:HD21	1.58	0.67
1:5:538:LEU:H	1:5:538:LEU:HD23	1.60	0.67
2:R:26:TYR:HB3	2:R:27:PRO:HD2	1.76	0.67
1:U:38:ILE:HD11	2:V:107:LEU:HD21	1.75	0.67
1:W:181:THR:HG22	1:W:195:SER:CB	2.24	0.67
1:3:68:MET:SD	1:3:210:PRO:HG2	2.34	0.67
1:G:92:ILE:H	1:G:92:ILE:HD12	1.59	0.67
1:Q:38:ILE:HD11	2:R:107:LEU:HD21	1.76	0.67
1:G:212:SER:C	1:G:214:PRO:HD2	2.19	0.67
1:Q:212:SER:C	1:Q:214:PRO:HD2	2.20	0.67
1:W:432:LEU:HG	1:W:443:LEU:HD11	1.77	0.67
1:K:464:ARG:HD3	1:K:501:LEU:HD21	1.75	0.67
1:O:459:ILE:HD12	1:O:486:LEU:HD23	1.77	0.67
1:U:573:LEU:H	1:U:573:LEU:HD12	1.60	0.67
2:X:31:VAL:HG13	2:X:79:CYS:HB3	1.77	0.67
1:M:181:THR:HG22	1:M:195:SER:CB	2.24	0.67
1:S:543:MET:HE2	1:S:545:ILE:HG12	1.77	0.67
1:5:23:VAL:HG23	1:5:40:TRP:HE1	1.60	0.67
1:5:212:SER:C	1:5:214:PRO:HD2	2.20	0.67
1:I:114:GLY:H	1:I:117:SER:HB2	1.60	0.67
1:M:78:THR:HG22	1:M:215:SER:C	2.20	0.67
1:O:71:ARG:NH2	1:O:209:GLY:HA3	2.10	0.67
1:C:361:MET:HE2	1:C:392:LEU:HA	1.76	0.67
1:O:60:ASN:ND2	2:P:33:GLN:HE21	1.93	0.67
1:O:573:LEU:HD12	1:O:573:LEU:H	1.59	0.67
1:Q:456:ALA:N	1:Q:630:THR:HG22	2.03	0.67
1:U:138:LEU:HD13	1:U:148:PHE:HB3	1.77	0.67
1:W:69:LEU:HD11	2:X:128:LEU:HD21	1.77	0.67
1:C:111:VAL:HG11	1:C:358:THR:HG21	1.77	0.67
1:C:353:ALA:HB1	1:C:386:ALA:HB3	1.77	0.67
2:F:101:THR:HG22	2:F:102:GLY:H	1.60	0.67
1:S:538:LEU:HD23	1:S:538:LEU:H	1.57	0.67
1:W:328:LEU:HG	1:W:332:ILE:HD11	1.77	0.67
1:E:138:LEU:HD13	1:E:148:PHE:HB3	1.78	0.66
2:X:101:THR:HG22	2:X:102:GLY:H	1.59	0.66

*Continued on next page...*

*Continued from previous page...*

Atom-1	Atom-2	Interatomic distance (Å)	Clash overlap (Å)
2:B:101:THR:HG22	2:B:102:GLY:H	1.59	0.66
1:E:212:SER:C	1:E:214:PRO:HD2	2.20	0.66
1:M:212:SER:C	1:M:214:PRO:HD2	2.20	0.66
1:1:143:PRO:HG3	1:1:193:VAL:HG21	1.77	0.66
1:C:181:THR:HG22	1:C:195:SER:CB	2.25	0.66
2:V:101:THR:HG22	2:V:102:GLY:H	1.59	0.66
1:W:543:MET:HE2	1:W:545:ILE:HG12	1.77	0.66
1:Y:212:SER:C	1:Y:214:PRO:HD2	2.20	0.66
2:6:41:ALA:HB3	2:6:43:GLU:HG2	1.76	0.66
1:A:212:SER:C	1:A:214:PRO:HD2	2.20	0.66
1:A:464:ARG:HD3	1:A:501:LEU:HD21	1.75	0.66
1:C:212:SER:C	1:C:214:PRO:HD2	2.21	0.66
1:E:573:LEU:H	1:E:573:LEU:HD12	1.60	0.66
1:I:60:ASN:ND2	2:J:33:GLN:HE21	1.93	0.66
1:I:212:SER:C	1:I:214:PRO:HD2	2.20	0.66
1:K:328:LEU:HG	1:K:332:ILE:HD11	1.77	0.66
1:O:23:VAL:CG1	1:O:40:TRP:HE1	2.07	0.66
2:P:93:LEU:HB2	2:P:108:LEU:HD13	1.76	0.66
1:U:328:LEU:HG	1:U:332:ILE:HD11	1.77	0.66
1:Y:573:LEU:H	1:Y:573:LEU:HD12	1.60	0.66
1:Q:394:GLY:HA2	1:Q:442:ASN:HD21	1.60	0.66
1:S:181:THR:HG22	1:S:195:SER:CB	2.25	0.66
1:Y:181:THR:HG22	1:Y:195:SER:CB	2.25	0.66
1:1:328:LEU:HG	1:1:332:ILE:HD11	1.77	0.66
1:1:573:LEU:H	1:1:573:LEU:HD12	1.59	0.66
1:5:70:ASN:HA	1:5:73:LYS:HE2	1.77	0.66
1:5:543:MET:HE2	1:5:545:ILE:HG12	1.77	0.66
1:C:37:THR:O	1:C:39:PRO:HD3	1.96	0.66
2:P:101:THR:HG22	2:P:102:GLY:H	1.59	0.66
1:S:361:MET:HE2	1:S:392:LEU:HA	1.78	0.66
1:1:38:ILE:HD11	2:2:107:LEU:HD21	1.78	0.66
2:L:93:LEU:HB2	2:L:108:LEU:HD13	1.77	0.66
1:S:328:LEU:HG	1:S:332:ILE:HD11	1.78	0.66
1:S:573:LEU:H	1:S:573:LEU:HD12	1.61	0.66
1:U:432:LEU:HG	1:U:443:LEU:HD11	1.76	0.66
1:W:37:THR:O	1:W:39:PRO:HD3	1.94	0.66
1:Y:538:LEU:HD23	1:Y:538:LEU:H	1.59	0.66
2:D:101:THR:HG22	2:D:102:GLY:H	1.61	0.66
1:G:316:ARG:HA	1:G:374:TYR:HE1	1.60	0.66
1:S:68:MET:HE3	1:S:210:PRO:HG2	1.76	0.66
1:E:23:VAL:CG2	1:E:40:TRP:HE1	2.08	0.66

*Continued on next page...*

*Continued from previous page...*

Atom-1	Atom-2	Interatomic distance (Å)	Clash overlap (Å)
1:Q:543:MET:HE2	1:Q:545:ILE:HG12	1.78	0.66
2:Z:128:LEU:HD11	1:1:80:GLY:HA2	1.77	0.66
1:3:212:SER:C	1:3:214:PRO:HD2	2.21	0.66
1:5:573:LEU:H	1:5:573:LEU:HD12	1.61	0.66
1:E:38:ILE:HD11	2:F:107:LEU:HD21	1.77	0.66
1:I:543:MET:HE2	1:I:545:ILE:HG12	1.78	0.66
2:L:29:CYS:SG	2:L:30:HIS:N	2.69	0.66
1:O:212:SER:C	1:O:214:PRO:HD2	2.21	0.66
1:S:78:THR:O	1:S:80:GLY:N	2.29	0.66
1:5:64:ASP:HB3	2:6:32:THR:HA	1.76	0.66
2:D:55:THR:HG23	2:D:56:CYS:H	1.61	0.65
1:E:64:ASP:HB3	2:F:32:THR:HA	1.78	0.65
2:J:40:LEU:HD12	2:J:45:ILE:HG12	1.76	0.65
1:K:432:LEU:HG	1:K:443:LEU:HD11	1.76	0.65
1:W:48:PRO:HG2	1:W:49:GLY:H	1.62	0.65
1:3:27:LEU:HB3	1:3:34:SER:HB2	1.78	0.65
1:5:181:THR:HG22	1:5:195:SER:CB	2.25	0.65
1:G:181:THR:HG22	1:G:195:SER:CB	2.26	0.65
1:I:37:THR:O	1:I:39:PRO:HD3	1.96	0.65
1:I:651:PHE:CD1	1:I:671:ALA:HA	2.31	0.65
1:K:62:THR:HG21	2:L:34:LEU:HD22	1.78	0.65
1:U:538:LEU:HD23	1:U:538:LEU:H	1.60	0.65
1:W:573:LEU:HD12	1:W:573:LEU:H	1.61	0.65
2:4:101:THR:HG22	2:4:102:GLY:H	1.60	0.65
1:C:138:LEU:HD13	1:C:148:PHE:HB3	1.77	0.65
1:C:459:ILE:HD11	1:C:491:LEU:HD23	1.78	0.65
1:G:459:ILE:HD12	1:G:486:LEU:HD23	1.79	0.65
1:G:573:LEU:HD12	1:G:573:LEU:H	1.61	0.65
1:Q:24:LYS:HB2	1:Q:37:THR:HG22	1.78	0.65
2:Z:101:THR:HG22	2:Z:102:GLY:H	1.60	0.65
1:3:573:LEU:H	1:3:573:LEU:HD12	1.60	0.65
1:5:143:PRO:HG3	1:5:193:VAL:HG21	1.78	0.65
1:G:70:ASN:HA	1:G:73:LYS:HE2	1.79	0.65
1:G:543:MET:HE2	1:G:545:ILE:HG12	1.78	0.65
2:J:101:THR:HG22	2:J:102:GLY:H	1.62	0.65
1:K:573:LEU:H	1:K:573:LEU:HD12	1.61	0.65
1:M:68:MET:SD	1:M:210:PRO:HG2	2.35	0.65
1:M:573:LEU:H	1:M:573:LEU:HD12	1.61	0.65
1:O:38:ILE:HD11	2:P:107:LEU:HD21	1.79	0.65
1:Q:573:LEU:H	1:Q:573:LEU:HD12	1.61	0.65
1:5:62:THR:HB	2:6:33:GLN:HA	1.79	0.65

*Continued on next page...*

*Continued from previous page...*

Atom-1	Atom-2	Interatomic distance (Å)	Clash overlap (Å)
1:C:573:LEU:H	1:C:573:LEU:HD12	1.61	0.65
1:K:243:VAL:H	1:K:285:THR:CG2	2.10	0.65
1:S:143:PRO:HG3	1:S:193:VAL:HG21	1.76	0.65
1:1:448:LEU:HD22	1:1:546:PRO:O	1.96	0.65
1:5:138:LEU:HD13	1:5:148:PHE:HB3	1.79	0.65
1:A:38:ILE:HD11	2:B:107:LEU:HD21	1.78	0.65
2:B:34:LEU:HD23	2:B:34:LEU:H	1.61	0.65
1:E:328:LEU:HG	1:E:332:ILE:HD11	1.77	0.65
1:G:328:LEU:HG	1:G:332:ILE:HD11	1.76	0.65
1:Q:328:LEU:HG	1:Q:332:ILE:HD11	1.77	0.65
1:S:58:GLU:OE1	1:S:150:GLN:HB2	1.95	0.65
1:S:138:LEU:HD13	1:S:148:PHE:HB3	1.78	0.65
1:5:99:SER:HB2	1:5:119:ALA:HA	1.79	0.65
1:A:143:PRO:HG3	1:A:193:VAL:HG21	1.78	0.65
1:A:328:LEU:HG	1:A:332:ILE:HD11	1.77	0.65
1:K:143:PRO:HG3	1:K:193:VAL:HG21	1.77	0.65
1:M:361:MET:HE2	1:M:392:LEU:HA	1.78	0.65
1:O:328:LEU:HG	1:O:332:ILE:HD11	1.79	0.65
1:U:100:MET:SD	1:U:112:ILE:HB	2.36	0.65
2:V:42:LEU:H	2:V:42:LEU:HD12	1.61	0.65
1:W:459:ILE:HD11	1:W:491:LEU:HD23	1.78	0.65
1:K:38:ILE:HD11	2:L:107:LEU:HD21	1.79	0.65
1:K:459:ILE:HD12	1:K:486:LEU:HD23	1.78	0.65
1:O:68:MET:CE	1:O:210:PRO:HG2	2.27	0.65
1:W:38:ILE:HD11	2:X:107:LEU:HD21	1.79	0.65
1:Y:543:MET:HE2	1:Y:545:ILE:HG12	1.79	0.65
1:5:38:ILE:HD11	2:6:107:LEU:HD21	1.78	0.65
1:5:394:GLY:HA2	1:5:442:ASN:HD21	1.61	0.65
1:C:328:LEU:HG	1:C:332:ILE:HD11	1.79	0.65
1:G:37:THR:O	1:G:39:PRO:HD3	1.97	0.65
1:K:138:LEU:HD13	1:K:148:PHE:HB3	1.78	0.65
1:U:498:GLU:HB2	1:U:501:LEU:HD13	1.79	0.65
1:W:104:ALA:HB3	1:W:125:PRO:HB2	1.78	0.65
2:4:93:LEU:HB2	2:4:108:LEU:HD13	1.78	0.65
1:K:71:ARG:HH22	1:K:209:GLY:CA	2.04	0.65
1:1:459:ILE:HD11	1:1:491:LEU:HD23	1.79	0.65
1:C:70:ASN:O	1:C:74:LEU:HB2	1.96	0.64
1:E:498:GLU:HB2	1:E:501:LEU:HD13	1.79	0.64
2:J:40:LEU:HD23	2:J:40:LEU:N	2.11	0.64
1:M:37:THR:O	1:M:39:PRO:HD3	1.97	0.64
1:O:138:LEU:HD13	1:O:148:PHE:HB3	1.79	0.64

*Continued on next page...*

*Continued from previous page...*

Atom-1	Atom-2	Interatomic distance (Å)	Clash overlap (Å)
1:O:181:THR:HG22	1:O:195:SER:CB	2.25	0.64
1:O:394:GLY:HA2	1:O:442:ASN:HD21	1.62	0.64
1:W:138:LEU:HD13	1:W:148:PHE:HB3	1.78	0.64
1:W:394:GLY:HA2	1:W:442:ASN:HD21	1.62	0.64
1:Y:394:GLY:HA2	1:Y:442:ASN:HD21	1.62	0.64
1:G:60:ASN:HB3	1:G:63:GLU:HB2	1.78	0.64
1:G:138:LEU:HD13	1:G:148:PHE:HB3	1.80	0.64
1:K:543:MET:HE2	1:K:545:ILE:HG12	1.80	0.64
1:M:138:LEU:HD13	1:M:148:PHE:HB3	1.77	0.64
2:X:30:HIS:HB2	2:X:131:TYR:HB2	1.79	0.64
1:1:138:LEU:HD13	1:1:148:PHE:HB3	1.78	0.64
1:A:70:ASN:O	1:A:74:LEU:HD23	1.98	0.64
2:B:93:LEU:HB2	2:B:108:LEU:HD13	1.79	0.64
1:C:48:PRO:HG2	1:C:49:GLY:H	1.62	0.64
1:C:394:GLY:HA2	1:C:442:ASN:HD21	1.62	0.64
1:G:38:ILE:HD11	2:H:107:LEU:HD21	1.79	0.64
2:H:93:LEU:HB2	2:H:108:LEU:HD13	1.79	0.64
1:K:48:PRO:HG2	1:K:49:GLY:H	1.62	0.64
1:M:48:PRO:HG2	1:M:49:GLY:H	1.61	0.64
1:O:37:THR:O	1:O:39:PRO:HD3	1.97	0.64
1:U:452:ALA:HA	1:U:631:THR:CG2	2.28	0.64
1:1:48:PRO:HG2	1:1:49:GLY:H	1.63	0.64
1:1:459:ILE:HD12	1:1:486:LEU:HD23	1.78	0.64
1:5:37:THR:O	1:5:39:PRO:HD3	1.98	0.64
1:I:38:ILE:HD11	2:J:107:LEU:HD21	1.79	0.64
2:J:128:LEU:HD11	1:S:80:GLY:HA3	1.80	0.64
1:M:524:ARG:HA	1:M:527:TRP:NE1	2.12	0.64
1:S:71:ARG:NH2	1:S:209:GLY:HA3	2.12	0.64
1:U:394:GLY:HA2	1:U:442:ASN:HD21	1.63	0.64
1:5:24:LYS:HG3	1:5:37:THR:HG22	1.79	0.64
1:C:459:ILE:HD12	1:C:486:LEU:HD23	1.80	0.64
1:E:20:LEU:HB2	2:F:43:GLU:HG2	1.79	0.64
1:M:356:MET:O	1:M:359:VAL:HG12	1.98	0.64
2:R:34:LEU:HD21	2:R:39:LEU:HB3	1.78	0.64
1:1:56:TRP:CZ2	1:1:61:VAL:HG11	2.33	0.64
1:3:38:ILE:HD11	2:4:107:LEU:HD21	1.80	0.64
1:C:143:PRO:HG3	1:C:193:VAL:HG21	1.78	0.64
1:C:268:LYS:HD3	1:C:290:THR:HG22	1.78	0.64
1:E:37:THR:O	1:E:39:PRO:HD3	1.97	0.64
1:M:329:LYS:NZ	1:M:344:GLN:HE21	1.96	0.64
1:Q:138:LEU:HD13	1:Q:148:PHE:HB3	1.78	0.64

*Continued on next page...*

*Continued from previous page...*

Atom-1	Atom-2	Interatomic distance (Å)	Clash overlap (Å)
1:Y:84:ILE:HG22	1:Y:86:LEU:HG	1.80	0.64
1:1:181:THR:HG22	1:1:195:SER:CB	2.27	0.64
1:5:459:ILE:HD11	1:5:491:LEU:HD23	1.79	0.64
1:A:138:LEU:HD13	1:A:148:PHE:HB3	1.79	0.64
1:I:48:PRO:HG2	1:I:49:GLY:H	1.62	0.64
1:M:456:ALA:N	1:M:630:THR:HG22	2.08	0.64
1:1:37:THR:O	1:1:39:PRO:HD3	1.97	0.64
1:3:543:MET:HE2	1:3:545:ILE:HG12	1.79	0.64
1:C:543:MET:HE1	1:C:631:THR:HG21	1.78	0.64
1:E:543:MET:HE1	1:E:631:THR:HG21	1.78	0.64
1:E:651:PHE:CD1	1:E:671:ALA:HA	2.33	0.64
1:I:69:LEU:O	1:I:73:LYS:HG2	1.98	0.64
1:I:138:LEU:HD13	1:I:148:PHE:HB3	1.79	0.64
1:M:524:ARG:HA	1:M:527:TRP:HE1	1.61	0.64
1:O:48:PRO:HG2	1:O:49:GLY:H	1.62	0.64
1:S:292:PHE:O	1:S:296:VAL:HG23	1.97	0.64
1:S:356:MET:O	1:S:359:VAL:HG12	1.97	0.64
1:U:48:PRO:HG2	1:U:49:GLY:H	1.62	0.64
1:U:112:ILE:H	1:U:112:ILE:HD12	1.62	0.64
1:E:48:PRO:HG2	1:E:49:GLY:H	1.62	0.64
1:E:361:MET:HE2	1:E:392:LEU:HA	1.79	0.64
2:H:128:LEU:CD1	1:U:80:GLY:HA3	2.28	0.64
1:K:498:GLU:HB2	1:K:501:LEU:HD13	1.80	0.64
1:M:143:PRO:HG3	1:M:193:VAL:HG21	1.80	0.64
1:S:92:ILE:H	1:S:92:ILE:HD12	1.62	0.64
1:U:543:MET:HE2	1:U:545:ILE:HG12	1.79	0.64
1:Y:27:LEU:HG	1:Y:28:ASP:H	1.62	0.64
1:3:181:THR:HG22	1:3:195:SER:CB	2.26	0.64
1:5:115:LEU:HD22	1:5:359:VAL:HG23	1.77	0.64
1:G:48:PRO:HG2	1:G:49:GLY:H	1.63	0.64
1:M:328:LEU:HG	1:M:332:ILE:HD11	1.78	0.64
1:Q:69:LEU:H	1:Q:69:LEU:HD12	1.62	0.64
1:U:102:VAL:HG22	1:U:112:ILE:HD13	1.80	0.64
1:U:109:PRO:HA	1:U:354:MET:SD	2.38	0.64
1:Y:48:PRO:HG2	1:Y:49:GLY:H	1.63	0.64
1:1:268:LYS:HD3	1:1:290:THR:HG22	1.79	0.64
1:I:320:LYS:HA	1:I:377:ARG:HD3	1.80	0.63
1:O:361:MET:HE2	1:O:392:LEU:HA	1.80	0.63
1:O:383:TYR:HB3	1:O:384:PRO:HD3	1.80	0.63
1:S:37:THR:O	1:S:39:PRO:HD3	1.97	0.63
1:5:48:PRO:HG2	1:5:49:GLY:H	1.63	0.63

*Continued on next page...*

*Continued from previous page...*

Atom-1	Atom-2	Interatomic distance (Å)	Clash overlap (Å)
1:A:394:GLY:HA2	1:A:442:ASN:HD21	1.64	0.63
1:K:37:THR:O	1:K:39:PRO:HD3	1.98	0.63
1:M:394:GLY:HA2	1:M:442:ASN:HD21	1.63	0.63
2:4:51:VAL:HB	2:4:55:THR:CG2	2.28	0.63
1:K:452:ALA:HA	1:K:631:THR:CG2	2.28	0.63
1:U:353:ALA:CB	1:U:386:ALA:HB3	2.28	0.63
1:Y:70:ASN:HA	1:Y:73:LYS:HE2	1.80	0.63
1:Y:328:LEU:HG	1:Y:332:ILE:HD11	1.79	0.63
1:3:138:LEU:HD13	1:3:148:PHE:HB3	1.80	0.63
1:A:24:LYS:HB2	1:A:37:THR:HG22	1.80	0.63
1:A:332:ILE:HG22	1:A:338:ALA:HB3	1.80	0.63
1:I:573:LEU:H	1:I:573:LEU:HD12	1.63	0.63
2:J:93:LEU:HB2	2:J:108:LEU:HD13	1.79	0.63
1:K:292:PHE:O	1:K:296:VAL:HG23	1.98	0.63
1:O:353:ALA:CB	1:O:386:ALA:HB3	2.28	0.63
2:R:93:LEU:HB2	2:R:108:LEU:HD13	1.81	0.63
1:U:27:LEU:HD21	2:V:114:LEU:HD22	1.81	0.63
2:V:45:ILE:HA	2:V:66:SER:HB3	1.81	0.63
1:W:143:PRO:HG3	1:W:193:VAL:HG21	1.80	0.63
2:X:93:LEU:HB2	2:X:108:LEU:HD13	1.80	0.63
1:5:115:LEU:HD13	1:5:359:VAL:HB	1.79	0.63
1:5:459:ILE:HD12	1:5:486:LEU:HD23	1.79	0.63
1:E:143:PRO:HG3	1:E:193:VAL:HG21	1.79	0.63
1:G:116:ASN:HA	1:G:371:LYS:HZ2	1.63	0.63
1:I:292:PHE:O	1:I:296:VAL:HG23	1.98	0.63
1:O:21:SER:HA	1:O:40:TRP:CH2	2.34	0.63
1:O:498:GLU:HB2	1:O:501:LEU:HD13	1.80	0.63
1:U:459:ILE:HD12	1:U:486:LEU:HD23	1.80	0.63
1:W:92:ILE:HG21	1:W:313:VAL:HG12	1.80	0.63
1:Y:138:LEU:HD13	1:Y:148:PHE:HB3	1.81	0.63
1:3:37:THR:O	1:3:39:PRO:HD3	1.99	0.63
1:5:356:MET:O	1:5:359:VAL:HG12	1.99	0.63
1:C:38:ILE:HD11	2:D:107:LEU:HD21	1.79	0.63
1:E:356:MET:O	1:E:359:VAL:HG12	1.99	0.63
1:E:394:GLY:HA2	1:E:442:ASN:HD21	1.64	0.63
1:K:332:ILE:HG22	1:K:338:ALA:HB3	1.81	0.63
2:L:45:ILE:HA	2:L:66:SER:HB3	1.81	0.63
1:S:38:ILE:HD11	2:T:107:LEU:HD21	1.80	0.63
1:Y:498:GLU:HB2	1:Y:501:LEU:HD13	1.81	0.63
1:3:31:GLY:HA2	2:4:24:TRP:NE1	2.14	0.63
1:A:552:PHE:CE2	1:A:661:LEU:HB3	2.34	0.63

*Continued on next page...*

*Continued from previous page...*

Atom-1	Atom-2	Interatomic distance (Å)	Clash overlap (Å)
1:C:114:GLY:H	1:C:117:SER:CB	2.10	0.63
1:G:143:PRO:HG3	1:G:193:VAL:HG21	1.78	0.63
1:M:70:ASN:HA	1:M:73:LYS:HG2	1.81	0.63
1:M:86:LEU:HD13	1:M:251:SER:HA	1.81	0.63
1:M:498:GLU:HB2	1:M:501:LEU:HD13	1.81	0.63
2:2:93:LEU:HB2	2:2:108:LEU:HD13	1.79	0.63
1:5:361:MET:HE2	1:5:392:LEU:HA	1.81	0.63
1:5:493:SER:HB3	1:5:626:GLU:HG2	1.80	0.63
1:C:332:ILE:HG22	1:C:338:ALA:HB3	1.81	0.63
1:I:56:TRP:CH2	1:I:61:VAL:HG11	2.34	0.63
1:I:394:GLY:HA2	1:I:442:ASN:HD21	1.64	0.63
1:Y:459:ILE:HD11	1:Y:491:LEU:HD23	1.81	0.63
1:Y:487:THR:H	1:Y:490:LYS:HB3	1.64	0.63
1:A:48:PRO:HG2	1:A:49:GLY:H	1.63	0.63
2:D:93:LEU:HB2	2:D:108:LEU:HD13	1.79	0.63
1:K:356:MET:O	1:K:359:VAL:HG12	1.99	0.63
1:Q:48:PRO:HG2	1:Q:49:GLY:H	1.63	0.63
1:Q:383:TYR:HB3	1:Q:384:PRO:HD3	1.81	0.63
1:S:56:TRP:CZ2	1:S:61:VAL:HG11	2.34	0.63
1:S:383:TYR:HB3	1:S:384:PRO:HD3	1.81	0.63
1:S:487:THR:H	1:S:490:LYS:HB3	1.64	0.63
1:1:172:ALA:O	1:1:178:LEU:HD12	1.99	0.63
1:E:95:VAL:HG23	1:E:99:SER:HB2	1.81	0.62
1:K:213:TYR:N	1:K:214:PRO:HD2	2.14	0.62
1:K:361:MET:HE2	1:K:392:LEU:HA	1.79	0.62
1:K:394:GLY:HA2	1:K:442:ASN:HD21	1.64	0.62
1:M:57:ARG:HD3	2:N:39:LEU:HG	1.81	0.62
1:S:268:LYS:HD3	1:S:290:THR:HG22	1.80	0.62
1:W:526:ALA:HB1	1:W:529:LEU:HD12	1.80	0.62
1:Y:459:ILE:HD12	1:Y:486:LEU:HD23	1.80	0.62
1:1:394:GLY:HA2	1:1:442:ASN:HD21	1.63	0.62
1:A:68:MET:SD	1:A:210:PRO:HG2	2.40	0.62
1:A:181:THR:HG22	1:A:195:SER:CB	2.27	0.62
1:K:383:TYR:HB3	1:K:384:PRO:HD3	1.81	0.62
1:M:213:TYR:N	1:M:214:PRO:HD2	2.15	0.62
1:S:213:TYR:N	1:S:214:PRO:HD2	2.14	0.62
1:S:394:GLY:HA2	1:S:442:ASN:HD21	1.64	0.62
1:U:143:PRO:HG3	1:U:193:VAL:HG21	1.81	0.62
1:W:243:VAL:H	1:W:285:THR:CG2	2.12	0.62
1:W:356:MET:O	1:W:359:VAL:HG12	1.99	0.62
1:W:459:ILE:HD12	1:W:486:LEU:HD23	1.79	0.62

*Continued on next page...*

*Continued from previous page...*

Atom-1	Atom-2	Interatomic distance (Å)	Clash overlap (Å)
1:A:356:MET:O	1:A:359:VAL:HG12	2.00	0.62
1:M:459:ILE:HD12	1:M:486:LEU:HD23	1.80	0.62
2:N:93:LEU:HB2	2:N:108:LEU:HD13	1.80	0.62
2:T:51:VAL:HB	2:T:55:THR:CG2	2.29	0.62
1:U:37:THR:O	1:U:39:PRO:HD3	1.98	0.62
1:Y:38:ILE:HD11	2:Z:107:LEU:HD21	1.79	0.62
1:1:383:TYR:HB3	1:1:384:PRO:HD3	1.81	0.62
1:3:48:PRO:HG2	1:3:49:GLY:H	1.62	0.62
1:3:361:MET:HE2	1:3:392:LEU:HA	1.81	0.62
1:A:268:LYS:HD3	1:A:290:THR:HG22	1.80	0.62
1:C:356:MET:O	1:C:359:VAL:HG12	1.99	0.62
1:G:79:SER:HB2	1:U:73:LYS:NZ	2.13	0.62
1:I:459:ILE:HD12	1:I:486:LEU:HD23	1.80	0.62
2:L:26:TYR:CE2	2:L:49:TYR:HB3	2.35	0.62
1:O:292:PHE:O	1:O:296:VAL:HG23	2.00	0.62
1:Q:37:THR:O	1:Q:39:PRO:HD3	2.00	0.62
1:Q:213:TYR:N	1:Q:214:PRO:HD2	2.15	0.62
1:W:86:LEU:HD11	1:W:251:SER:HA	1.81	0.62
1:W:213:TYR:N	1:W:214:PRO:HD2	2.14	0.62
1:1:543:MET:HE2	1:1:545:ILE:HG12	1.80	0.62
1:3:356:MET:O	1:3:359:VAL:HG12	1.99	0.62
1:C:213:TYR:N	1:C:214:PRO:HD2	2.15	0.62
1:I:332:ILE:HG22	1:I:338:ALA:HB3	1.80	0.62
1:S:524:ARG:HA	1:S:527:TRP:NE1	2.15	0.62
1:U:243:VAL:H	1:U:285:THR:CG2	2.11	0.62
1:W:62:THR:O	1:W:64:ASP:N	2.33	0.62
1:W:498:GLU:HB2	1:W:501:LEU:HD13	1.81	0.62
1:3:498:GLU:HB2	1:3:501:LEU:HD13	1.81	0.62
1:E:213:TYR:N	1:E:214:PRO:HD2	2.15	0.62
2:F:93:LEU:HB2	2:F:108:LEU:HD13	1.80	0.62
2:J:30:HIS:HB2	2:J:131:TYR:O	2.00	0.62
1:M:38:ILE:HD11	2:N:107:LEU:HD21	1.80	0.62
1:M:543:MET:HE2	1:M:545:ILE:HG12	1.80	0.62
1:O:332:ILE:HG22	1:O:338:ALA:HB3	1.81	0.62
1:O:493:SER:HB3	1:O:626:GLU:HG2	1.82	0.62
2:R:107:LEU:O	2:R:111:LEU:HB2	2.00	0.62
2:T:93:LEU:HB2	2:T:108:LEU:HD13	1.81	0.62
1:3:292:PHE:O	1:3:296:VAL:HG23	1.99	0.62
1:5:292:PHE:O	1:5:296:VAL:HG23	1.99	0.62
1:G:433:ARG:HD2	1:G:524:ARG:NH2	2.14	0.62
2:H:45:ILE:HG21	2:H:64:LEU:HD22	1.80	0.62

*Continued on next page...*

*Continued from previous page...*

Atom-1	Atom-2	Interatomic distance (Å)	Clash overlap (Å)
1:M:27:LEU:CD2	2:N:50:LEU:HD12	2.30	0.62
1:M:424:GLY:O	1:M:427:VAL:HG12	2.00	0.62
1:Q:361:MET:HE2	1:Q:392:LEU:HA	1.82	0.62
2:R:97:SER:HA	2:R:100:LEU:HD11	1.81	0.62
1:U:332:ILE:HG22	1:U:338:ALA:HB3	1.81	0.62
1:5:213:TYR:N	1:5:214:PRO:HD2	2.15	0.62
1:C:71:ARG:HH22	1:C:209:GLY:CA	2.09	0.62
1:C:543:MET:HE2	1:C:545:ILE:HG12	1.82	0.62
1:E:292:PHE:O	1:E:296:VAL:HG23	2.00	0.62
1:G:394:GLY:HA2	1:G:442:ASN:HD21	1.64	0.62
1:K:84:ILE:HG22	1:K:86:LEU:HG	1.82	0.62
1:O:213:TYR:N	1:O:214:PRO:HD2	2.15	0.62
1:S:48:PRO:HG2	1:S:49:GLY:H	1.63	0.62
1:S:456:ALA:N	1:S:630:THR:HG22	2.13	0.62
1:S:524:ARG:HA	1:S:527:TRP:CD1	2.35	0.62
1:W:268:LYS:HD3	1:W:290:THR:HG22	1.81	0.62
1:Y:361:MET:HE2	1:Y:392:LEU:HA	1.81	0.62
1:A:543:MET:HE2	1:A:545:ILE:HG12	1.81	0.62
1:C:292:PHE:O	1:C:296:VAL:HG23	2.00	0.62
1:I:361:MET:HE2	1:I:392:LEU:HA	1.82	0.62
2:J:107:LEU:O	2:J:111:LEU:HB2	2.00	0.62
2:L:97:SER:HA	2:L:100:LEU:HD11	1.81	0.62
1:M:383:TYR:HB3	1:M:384:PRO:HD3	1.82	0.62
1:O:552:PHE:CE2	1:O:661:LEU:HB3	2.35	0.62
1:Q:320:LYS:HA	1:Q:377:ARG:HD3	1.82	0.62
1:Q:353:ALA:CB	1:Q:386:ALA:HB3	2.30	0.62
1:Q:356:MET:O	1:Q:359:VAL:HG12	2.00	0.62
1:U:61:VAL:HG13	2:V:85:VAL:HG22	1.82	0.62
1:U:356:MET:O	1:U:359:VAL:HG12	2.00	0.62
1:Y:332:ILE:HG22	1:Y:338:ALA:HB3	1.82	0.62
1:1:213:TYR:N	1:1:214:PRO:HD2	2.15	0.62
1:1:353:ALA:CB	1:1:386:ALA:HB3	2.30	0.62
1:C:61:VAL:HG12	2:D:80:ALA:HB1	1.81	0.62
1:I:498:GLU:HB2	1:I:501:LEU:HD13	1.81	0.62
2:P:97:SER:HA	2:P:100:LEU:HD11	1.80	0.62
1:U:383:TYR:HB3	1:U:384:PRO:HD3	1.81	0.62
1:5:92:ILE:HG12	1:5:313:VAL:HG12	1.82	0.62
1:5:498:GLU:HB2	1:5:501:LEU:HD13	1.82	0.62
1:A:498:GLU:HB2	1:A:501:LEU:HD13	1.81	0.61
1:E:268:LYS:HD3	1:E:290:THR:HG22	1.82	0.61
1:E:383:TYR:HB3	1:E:384:PRO:HD3	1.82	0.61

*Continued on next page...*

*Continued from previous page...*

Atom-1	Atom-2	Interatomic distance (Å)	Clash overlap (Å)
1:E:459:ILE:HD12	1:E:486:LEU:HD23	1.82	0.61
1:G:279:ARG:C	1:G:281:PRO:HD3	2.25	0.61
1:I:383:TYR:HB3	1:I:384:PRO:HD3	1.82	0.61
1:I:459:ILE:HD11	1:I:491:LEU:HD23	1.82	0.61
1:Q:143:PRO:HG3	1:Q:193:VAL:HG21	1.82	0.61
1:Q:292:PHE:O	1:Q:296:VAL:HG23	2.00	0.61
1:U:424:GLY:O	1:U:427:VAL:HG12	2.00	0.61
1:U:543:MET:HE1	1:U:631:THR:HG21	1.80	0.61
2:V:93:LEU:HB2	2:V:108:LEU:HD13	1.82	0.61
1:W:218:SER:OG	1:W:246:LEU:HD13	1.99	0.61
1:Y:143:PRO:HG3	1:Y:193:VAL:HG21	1.82	0.61
1:Y:213:TYR:N	1:Y:214:PRO:HD2	2.15	0.61
2:2:51:VAL:HB	2:2:55:THR:CG2	2.30	0.61
1:3:383:TYR:HB3	1:3:384:PRO:HD3	1.82	0.61
1:5:268:LYS:HD3	1:5:290:THR:HG22	1.81	0.61
2:6:51:VAL:HB	2:6:55:THR:CG2	2.29	0.61
1:A:213:TYR:N	1:A:214:PRO:HD2	2.15	0.61
1:A:383:TYR:HB3	1:A:384:PRO:HD3	1.81	0.61
1:E:543:MET:HE2	1:E:545:ILE:HG12	1.81	0.61
1:G:213:TYR:N	1:G:214:PRO:HD2	2.15	0.61
1:G:383:TYR:HB3	1:G:384:PRO:HD3	1.81	0.61
1:O:543:MET:HE1	1:O:631:THR:HG21	1.82	0.61
1:S:452:ALA:HA	1:S:631:THR:CG2	2.28	0.61
1:Y:73:LYS:HZ3	1:1:79:SER:HB2	1.65	0.61
2:Z:93:LEU:HB2	2:Z:108:LEU:HD13	1.81	0.61
1:1:424:GLY:O	1:1:427:VAL:HG12	2.00	0.61
1:1:498:GLU:HB2	1:1:501:LEU:HD13	1.82	0.61
1:3:82:LEU:HD12	1:3:84:ILE:HD11	1.81	0.61
2:6:26:TYR:CD2	2:6:49:TYR:HB3	2.35	0.61
2:6:40:LEU:HG	2:6:78:ARG:HD2	1.83	0.61
1:A:37:THR:O	1:A:39:PRO:HD3	2.00	0.61
1:E:279:ARG:C	1:E:281:PRO:HD3	2.25	0.61
1:G:332:ILE:HG22	1:G:338:ALA:HB3	1.81	0.61
2:H:107:LEU:O	2:H:111:LEU:HB2	2.00	0.61
1:I:143:PRO:HG3	1:I:193:VAL:HG21	1.82	0.61
1:Q:99:SER:HB2	1:Q:119:ALA:HA	1.81	0.61
1:Y:383:TYR:HB3	1:Y:384:PRO:HD3	1.81	0.61
2:Z:97:SER:HA	2:Z:100:LEU:HD11	1.82	0.61
2:F:51:VAL:HB	2:F:55:THR:CG2	2.29	0.61
2:F:107:LEU:O	2:F:111:LEU:HB2	2.00	0.61
1:I:104:ALA:O	1:I:107:VAL:HG23	1.99	0.61

*Continued on next page...*

*Continued from previous page...*

Atom-1	Atom-2	Interatomic distance (Å)	Clash overlap (Å)
1:I:298:PHE:O	1:I:343:MET:HE2	2.00	0.61
1:K:353:ALA:CB	1:K:386:ALA:HB3	2.30	0.61
1:O:218:SER:OG	1:O:246:LEU:HD13	2.00	0.61
1:O:270:VAL:HG13	1:O:516:ARG:HD2	1.80	0.61
1:S:424:GLY:O	1:S:427:VAL:HG12	2.00	0.61
1:W:20:LEU:HA	1:W:40:TRP:CH2	2.35	0.61
1:W:361:MET:HE2	1:W:392:LEU:HA	1.82	0.61
1:W:383:TYR:HB3	1:W:384:PRO:HD3	1.81	0.61
1:3:213:TYR:N	1:3:214:PRO:HD2	2.15	0.61
1:5:487:THR:H	1:5:490:LYS:HB3	1.65	0.61
2:D:51:VAL:HB	2:D:55:THR:CG2	2.31	0.61
1:G:356:MET:O	1:G:359:VAL:HG12	2.00	0.61
1:I:213:TYR:N	1:I:214:PRO:HD2	2.15	0.61
1:O:62:THR:HB	2:P:34:LEU:H	1.65	0.61
2:P:32:THR:HB	2:P:35:ARG:HG2	1.81	0.61
1:Q:459:ILE:HD12	1:Q:486:LEU:HD23	1.82	0.61
1:U:213:TYR:N	1:U:214:PRO:HD2	2.15	0.61
1:U:448:LEU:HD22	1:U:546:PRO:O	2.01	0.61
1:W:292:PHE:O	1:W:296:VAL:HG23	2.00	0.61
1:1:92:ILE:HD13	1:1:313:VAL:HG12	1.81	0.61
1:3:459:ILE:HD11	1:3:491:LEU:HD23	1.81	0.61
1:I:552:PHE:CE2	1:I:661:LEU:HB3	2.36	0.61
1:M:286:GLU:O	1:M:290:THR:HG23	2.01	0.61
1:O:143:PRO:HG3	1:O:193:VAL:HG21	1.82	0.61
1:Y:292:PHE:O	1:Y:296:VAL:HG23	2.00	0.61
1:3:143:PRO:HG3	1:3:193:VAL:HG21	1.81	0.61
1:A:361:MET:HE2	1:A:392:LEU:HA	1.82	0.61
1:A:487:THR:H	1:A:490:LYS:HB3	1.65	0.61
1:C:102:VAL:HG11	1:C:351:LEU:HD13	1.83	0.61
1:G:21:SER:HA	1:G:41:THR:HB	1.83	0.61
1:G:86:LEU:HD13	1:G:254:VAL:HB	1.82	0.61
1:K:487:THR:H	1:K:490:LYS:HB3	1.66	0.61
1:K:543:MET:HE1	1:K:631:THR:HG21	1.83	0.61
1:O:116:ASN:ND2	1:O:116:ASN:H	1.97	0.61
2:Z:51:VAL:HB	2:Z:55:THR:CG2	2.29	0.61
1:C:279:ARG:C	1:C:281:PRO:HD3	2.26	0.61
1:E:332:ILE:HG22	1:E:338:ALA:HB3	1.81	0.61
1:M:69:LEU:N	1:M:69:LEU:HD22	2.15	0.61
1:M:243:VAL:H	1:M:285:THR:CG2	2.13	0.61
1:Q:487:THR:H	1:Q:490:LYS:HB3	1.65	0.61
1:S:459:ILE:HD12	1:S:486:LEU:HD23	1.80	0.61

*Continued on next page...*

*Continued from previous page...*

Atom-1	Atom-2	Interatomic distance (Å)	Clash overlap (Å)
1:U:117:SER:HB2	1:U:118:PRO:CD	2.31	0.61
1:U:487:THR:H	1:U:490:LYS:HB3	1.66	0.61
1:5:218:SER:OG	1:5:246:LEU:HD13	2.01	0.61
1:5:353:ALA:CB	1:5:386:ALA:HB3	2.30	0.61
1:A:526:ALA:HB1	1:A:529:LEU:HD12	1.81	0.61
1:M:56:TRP:CZ2	1:M:61:VAL:HG11	2.36	0.61
1:S:53:GLU:OE2	2:T:41:ALA:HB1	2.01	0.61
1:U:268:LYS:HD3	1:U:290:THR:HG22	1.83	0.61
2:V:97:SER:HA	2:V:100:LEU:HD11	1.83	0.61
1:W:64:ASP:HB3	2:X:32:THR:HA	1.81	0.61
2:X:107:LEU:O	2:X:111:LEU:HB2	2.00	0.61
1:Y:37:THR:O	1:Y:39:PRO:HD3	2.00	0.61
1:Y:218:SER:OG	1:Y:246:LEU:HD13	2.01	0.61
1:3:332:ILE:HG22	1:3:338:ALA:HB3	1.82	0.61
1:3:487:THR:H	1:3:490:LYS:HB3	1.65	0.61
2:D:52:SER:H	2:D:55:THR:CG2	2.13	0.61
1:G:361:MET:HE2	1:G:392:LEU:HA	1.82	0.61
2:H:128:LEU:HD11	1:U:80:GLY:HA3	1.82	0.61
1:K:424:GLY:O	1:K:427:VAL:HG12	2.01	0.61
2:P:51:VAL:HB	2:P:55:THR:CG2	2.31	0.61
1:Q:218:SER:OG	1:Q:246:LEU:HD13	2.00	0.61
1:Q:332:ILE:HG22	1:Q:338:ALA:HB3	1.82	0.61
2:T:39:LEU:O	2:T:39:LEU:HD22	2.00	0.61
1:U:459:ILE:HD11	1:U:491:LEU:HD23	1.82	0.61
2:Z:29:CYS:SG	2:Z:30:HIS:N	2.74	0.61
1:1:21:SER:CB	1:1:41:THR:HB	2.31	0.61
1:1:361:MET:HE2	1:1:392:LEU:HA	1.82	0.61
1:E:459:ILE:HD11	1:E:491:LEU:HD23	1.82	0.60
1:E:566:TYR:HB2	1:E:579:LEU:HB2	1.83	0.60
1:I:172:ALA:O	1:I:178:LEU:HD12	2.01	0.60
1:W:487:THR:H	1:W:490:LYS:HB3	1.65	0.60
1:1:452:ALA:HA	1:1:631:THR:CG2	2.30	0.60
2:2:97:SER:HA	2:2:100:LEU:HD11	1.83	0.60
1:E:424:GLY:O	1:E:427:VAL:HG12	2.01	0.60
1:G:498:GLU:HB2	1:G:501:LEU:HD13	1.82	0.60
1:I:279:ARG:C	1:I:281:PRO:HD3	2.26	0.60
2:N:51:VAL:HB	2:N:55:THR:CG2	2.30	0.60
1:O:268:LYS:HD3	1:O:290:THR:HG22	1.84	0.60
1:Q:498:GLU:HB2	1:Q:501:LEU:HD13	1.83	0.60
1:S:279:ARG:C	1:S:281:PRO:HD3	2.26	0.60
1:5:23:VAL:HA	2:6:46:SER:HA	1.83	0.60

*Continued on next page...*

*Continued from previous page...*

Atom-1	Atom-2	Interatomic distance (Å)	Clash overlap (Å)
1:A:353:ALA:CB	1:A:386:ALA:HB3	2.31	0.60
1:I:268:LYS:HD3	1:I:290:THR:HG22	1.83	0.60
1:M:353:ALA:CB	1:M:386:ALA:HB3	2.30	0.60
1:M:409:LEU:HD21	1:M:632:THR:CG2	2.30	0.60
2:T:26:TYR:CD1	2:T:27:PRO:HD2	2.36	0.60
1:U:29:ILE:HG22	1:U:30:GLU:N	2.12	0.60
1:W:99:SER:HA	1:W:118:PRO:O	2.01	0.60
1:1:316:ARG:HA	1:1:374:TYR:CE1	2.35	0.60
1:3:279:ARG:C	1:3:281:PRO:HD3	2.27	0.60
2:B:107:LEU:O	2:B:111:LEU:HB2	2.00	0.60
1:K:459:ILE:HD11	1:K:491:LEU:HD23	1.81	0.60
1:K:552:PHE:CE2	1:K:661:LEU:HB3	2.37	0.60
1:Q:243:VAL:H	1:Q:285:THR:CG2	2.11	0.60
1:U:552:PHE:CE2	1:U:661:LEU:HB3	2.37	0.60
1:W:353:ALA:CB	1:W:386:ALA:HB3	2.31	0.60
1:1:356:MET:O	1:1:359:VAL:HG12	2.01	0.60
1:1:543:MET:HE1	1:1:631:THR:HG21	1.84	0.60
1:5:383:TYR:HB3	1:5:384:PRO:HD3	1.82	0.60
2:6:93:LEU:HB2	2:6:108:LEU:HD13	1.82	0.60
1:A:456:ALA:N	1:A:630:THR:HG22	2.04	0.60
1:A:459:ILE:HD11	1:A:491:LEU:HD23	1.82	0.60
1:C:23:VAL:HG12	1:C:40:TRP:HE1	1.66	0.60
1:C:63:GLU:HA	2:D:33:GLN:HG3	1.81	0.60
1:C:218:SER:OG	1:C:246:LEU:HD13	2.02	0.60
1:E:614:PHE:HB2	1:E:634:ILE:HD12	1.82	0.60
1:G:316:ARG:HA	1:G:374:TYR:CE1	2.35	0.60
1:I:103:ASP:CB	1:I:122:LEU:HD12	2.31	0.60
1:I:353:ALA:CB	1:I:386:ALA:HB3	2.31	0.60
2:N:97:SER:HA	2:N:100:LEU:HD11	1.84	0.60
1:O:92:ILE:HD13	1:O:313:VAL:HG12	1.83	0.60
1:O:95:VAL:HG23	1:O:99:SER:HB2	1.83	0.60
1:3:92:ILE:HD13	1:3:313:VAL:HG12	1.84	0.60
1:A:292:PHE:O	1:A:296:VAL:HG23	2.02	0.60
1:C:383:TYR:HB3	1:C:384:PRO:HD3	1.82	0.60
1:K:56:TRP:CZ2	1:K:61:VAL:HG11	2.35	0.60
1:K:69:LEU:O	1:K:73:LYS:HG2	2.01	0.60
1:K:268:LYS:HD3	1:K:290:THR:HG22	1.83	0.60
1:M:487:THR:H	1:M:490:LYS:HB3	1.66	0.60
1:Q:268:LYS:HD3	1:Q:290:THR:HG22	1.84	0.60
1:S:353:ALA:CB	1:S:386:ALA:HB3	2.31	0.60
1:S:498:GLU:HB2	1:S:501:LEU:HD13	1.82	0.60

*Continued on next page...*

*Continued from previous page...*

Atom-1	Atom-2	Interatomic distance (Å)	Clash overlap (Å)
1:3:60:ASN:HB3	1:3:63:GLU:CB	2.31	0.60
1:3:424:GLY:O	1:3:427:VAL:HG12	2.02	0.60
1:3:566:TYR:HB2	1:3:579:LEU:HB2	1.84	0.60
1:A:279:ARG:C	1:A:281:PRO:HD3	2.27	0.60
1:C:71:ARG:NH2	1:C:209:GLY:HA3	2.11	0.60
1:C:487:THR:H	1:C:490:LYS:HB3	1.66	0.60
1:E:448:LEU:HD22	1:E:546:PRO:O	2.01	0.60
1:G:218:SER:OG	1:G:246:LEU:HD13	2.02	0.60
1:I:487:THR:H	1:I:490:LYS:HB3	1.66	0.60
1:O:70:ASN:HA	1:O:73:LYS:HG2	1.84	0.60
1:U:279:ARG:C	1:U:281:PRO:HD3	2.27	0.60
1:U:409:LEU:HD22	1:U:631:THR:O	2.00	0.60
2:X:51:VAL:HB	2:X:55:THR:CG2	2.31	0.60
2:X:97:SER:HA	2:X:100:LEU:HD11	1.83	0.60
1:3:459:ILE:HD12	1:3:486:LEU:HD23	1.82	0.60
1:5:566:TYR:HB2	1:5:579:LEU:HB2	1.84	0.60
2:D:107:LEU:O	2:D:111:LEU:HB2	2.00	0.60
1:I:456:ALA:N	1:I:630:THR:HG22	2.08	0.60
1:S:89:PRO:HG2	1:S:256:MET:N	2.16	0.60
1:U:218:SER:OG	1:U:246:LEU:HD13	2.02	0.60
1:A:424:GLY:O	1:A:427:VAL:HG12	2.02	0.60
2:B:40:LEU:HD22	2:B:78:ARG:HD2	1.84	0.60
1:C:551:THR:HG23	1:C:585:ASN:HD21	1.67	0.60
1:E:603:GLN:HG2	1:E:671:ALA:O	2.02	0.60
1:G:459:ILE:HD11	1:G:491:LEU:HD23	1.84	0.60
2:J:97:SER:HA	2:J:100:LEU:HD11	1.82	0.60
1:K:89:PRO:HG2	1:K:256:MET:N	2.17	0.60
1:K:566:TYR:HB2	1:K:579:LEU:HB2	1.83	0.60
1:M:167:PHE:CZ	1:M:288:LEU:HD11	2.36	0.60
1:M:552:PHE:CE2	1:M:661:LEU:HB3	2.36	0.60
2:R:51:VAL:HB	2:R:55:THR:CG2	2.30	0.60
1:U:292:PHE:O	1:U:296:VAL:HG23	2.02	0.60
2:4:107:LEU:O	2:4:111:LEU:HB2	2.01	0.60
1:5:409:LEU:HD21	1:5:632:THR:CG2	2.28	0.60
1:G:68:MET:SD	1:G:210:PRO:HG2	2.41	0.60
1:G:353:ALA:CB	1:G:386:ALA:HB3	2.31	0.60
1:G:424:GLY:O	1:G:427:VAL:HG12	2.02	0.60
1:G:543:MET:HE1	1:G:631:THR:HG21	1.82	0.60
1:K:56:TRP:CH2	1:K:61:VAL:HG11	2.37	0.60
1:M:279:ARG:C	1:M:281:PRO:HD3	2.26	0.60
1:M:459:ILE:HD11	1:M:491:LEU:HD23	1.83	0.60

*Continued on next page...*

*Continued from previous page...*

Atom-1	Atom-2	Interatomic distance (Å)	Clash overlap (Å)
2:N:107:LEU:O	2:N:111:LEU:HB2	2.01	0.60
1:1:552:PHE:CE2	1:1:661:LEU:HB3	2.35	0.60
1:C:424:GLY:O	1:C:427:VAL:HG12	2.02	0.59
1:C:552:PHE:CE2	1:C:661:LEU:HB3	2.37	0.59
1:I:356:MET:O	1:I:359:VAL:HG12	2.02	0.59
2:N:52:SER:H	2:N:55:THR:CG2	2.15	0.59
1:W:422:PHE:CD1	1:W:475:PHE:HB2	2.36	0.59
1:W:566:TYR:HB2	1:W:579:LEU:HB2	1.84	0.59
2:2:123:LEU:HA	2:2:126:ALA:HB3	1.84	0.59
1:3:268:LYS:HD3	1:3:290:THR:HG22	1.83	0.59
1:E:487:THR:H	1:E:490:LYS:HB3	1.67	0.59
1:I:218:SER:OG	1:I:246:LEU:HD13	2.01	0.59
1:O:424:GLY:O	1:O:427:VAL:HG12	2.02	0.59
2:V:34:LEU:HG	2:V:39:LEU:HA	1.82	0.59
1:W:167:PHE:CZ	1:W:288:LEU:HD11	2.36	0.59
1:W:279:ARG:C	1:W:281:PRO:HD3	2.27	0.59
1:Y:424:GLY:O	1:Y:427:VAL:HG12	2.02	0.59
1:1:487:THR:H	1:1:490:LYS:HB3	1.67	0.59
2:2:107:LEU:O	2:2:111:LEU:HB2	2.01	0.59
1:3:23:VAL:CG2	1:3:40:TRP:HE1	2.14	0.59
1:5:56:TRP:CZ2	1:5:61:VAL:HG11	2.36	0.59
1:C:243:VAL:H	1:C:285:THR:CG2	2.13	0.59
1:G:61:VAL:HG12	2:H:80:ALA:HB1	1.82	0.59
1:K:279:ARG:C	1:K:281:PRO:HD3	2.27	0.59
1:O:356:MET:O	1:O:359:VAL:HG12	2.02	0.59
1:S:543:MET:HE1	1:S:631:THR:HG21	1.82	0.59
1:C:111:VAL:HG22	1:C:354:MET:HB3	1.84	0.59
1:C:498:GLU:HB2	1:C:501:LEU:HD13	1.83	0.59
1:E:69:LEU:HD11	2:F:123:LEU:HB3	1.83	0.59
1:O:21:SER:O	1:O:22:GLU:HB2	2.01	0.59
2:T:107:LEU:O	2:T:111:LEU:HB2	2.02	0.59
1:W:332:ILE:HG22	1:W:338:ALA:HB3	1.84	0.59
1:Y:552:PHE:CE2	1:Y:661:LEU:HB3	2.37	0.59
1:1:20:LEU:HD23	1:1:21:SER:N	2.18	0.59
2:B:51:VAL:HB	2:B:55:THR:CG2	2.30	0.59
1:E:552:PHE:CE2	1:E:661:LEU:HB3	2.38	0.59
1:G:50:LEU:HD12	2:H:96:SER:HB3	1.84	0.59
1:G:551:THR:HG23	1:G:585:ASN:HD21	1.67	0.59
1:M:92:ILE:HG21	1:M:313:VAL:HG12	1.85	0.59
1:M:111:VAL:CG1	1:M:358:THR:HG21	2.32	0.59
1:M:332:ILE:HG22	1:M:338:ALA:HB3	1.84	0.59

*Continued on next page...*

*Continued from previous page...*

Atom-1	Atom-2	Interatomic distance (Å)	Clash overlap (Å)
1:Q:566:TYR:HB2	1:Q:579:LEU:HB2	1.85	0.59
1:Y:27:LEU:HD11	2:Z:114:LEU:HD22	1.84	0.59
1:1:103:ASP:OD2	1:1:106:LYS:HB2	2.02	0.59
1:1:332:ILE:HG22	1:1:338:ALA:HB3	1.83	0.59
1:3:40:TRP:HH2	2:4:43:GLU:HG2	1.67	0.59
1:5:424:GLY:O	1:5:427:VAL:HG12	2.03	0.59
1:A:107:VAL:HG11	1:A:350:ARG:HB3	1.84	0.59
2:D:24:TRP:O	2:D:25:ALA:HB2	2.02	0.59
1:E:243:VAL:H	1:E:285:THR:CG2	2.13	0.59
1:G:89:PRO:HG2	1:G:256:MET:N	2.17	0.59
1:G:292:PHE:O	1:G:296:VAL:HG23	2.02	0.59
1:I:243:VAL:H	1:I:285:THR:CG2	2.12	0.59
1:Q:552:PHE:CE2	1:Q:661:LEU:HB3	2.38	0.59
2:Z:107:LEU:O	2:Z:111:LEU:HB2	2.02	0.59
1:G:172:ALA:O	1:G:178:LEU:HD12	2.03	0.59
1:G:566:TYR:HB2	1:G:579:LEU:HB2	1.84	0.59
1:M:551:THR:HG23	1:M:585:ASN:HD21	1.68	0.59
1:S:68:MET:SD	1:S:210:PRO:HG2	2.42	0.59
1:Y:356:MET:O	1:Y:359:VAL:HG12	2.01	0.59
1:1:279:ARG:C	1:1:281:PRO:HD3	2.27	0.59
1:1:292:PHE:O	1:1:296:VAL:HG23	2.02	0.59
1:3:70:ASN:HD22	1:3:70:ASN:N	2.00	0.59
1:3:614:PHE:HB2	1:3:634:ILE:HD12	1.85	0.59
1:5:332:ILE:HG22	1:5:338:ALA:HB3	1.84	0.59
1:I:50:LEU:HD12	2:J:96:SER:HB3	1.85	0.59
1:M:65:LEU:HB3	2:N:128:LEU:HD12	1.85	0.59
1:Q:70:ASN:HA	1:Q:73:LYS:HE3	1.85	0.59
1:S:551:THR:HG23	1:S:585:ASN:HD21	1.68	0.59
2:T:97:SER:HA	2:T:100:LEU:HD11	1.83	0.59
1:W:552:PHE:CE2	1:W:661:LEU:HB3	2.38	0.59
1:1:456:ALA:N	1:1:630:THR:HG22	2.12	0.59
1:E:68:MET:CE	1:E:210:PRO:HG2	2.32	0.59
1:E:218:SER:OG	1:E:246:LEU:HD13	2.03	0.59
1:I:566:TYR:HB2	1:I:579:LEU:HB2	1.84	0.59
1:A:78:THR:HG22	1:A:228:ILE:HD12	1.84	0.59
1:G:487:THR:H	1:G:490:LYS:HB3	1.68	0.59
2:J:51:VAL:HB	2:J:55:THR:CG2	2.32	0.59
2:L:51:VAL:HB	2:L:55:THR:CG2	2.32	0.59
1:M:218:SER:OG	1:M:246:LEU:HD13	2.03	0.59
1:U:566:TYR:HB2	1:U:579:LEU:HB2	1.84	0.59
1:Y:23:VAL:HG23	1:Y:40:TRP:HE1	1.68	0.59

*Continued on next page...*

*Continued from previous page...*

Atom-1	Atom-2	Interatomic distance (Å)	Clash overlap (Å)
1:Y:279:ARG:C	1:Y:281:PRO:HD3	2.26	0.59
1:Y:353:ALA:CB	1:Y:386:ALA:HB3	2.32	0.59
1:1:21:SER:HB3	1:1:41:THR:HB	1.84	0.59
2:B:34:LEU:HD11	2:B:39:LEU:HG	1.84	0.58
1:G:167:PHE:CZ	1:G:288:LEU:HD11	2.37	0.58
1:I:20:LEU:O	1:I:21:SER:HB2	2.03	0.58
1:U:68:MET:SD	1:U:210:PRO:HG2	2.42	0.58
1:U:361:MET:HE2	1:U:392:LEU:HA	1.83	0.58
1:Y:268:LYS:HD3	1:Y:290:THR:HG22	1.85	0.58
1:1:84:ILE:HD13	1:1:84:ILE:H	1.68	0.58
2:6:107:LEU:O	2:6:111:LEU:HB2	2.02	0.58
1:C:552:PHE:CE1	1:C:581:PRO:HB3	2.37	0.58
1:E:86:LEU:HD13	1:E:251:SER:HA	1.85	0.58
1:E:551:THR:HG23	1:E:585:ASN:HD21	1.67	0.58
1:Q:279:ARG:C	1:Q:281:PRO:HD3	2.28	0.58
2:V:107:LEU:O	2:V:111:LEU:HB2	2.03	0.58
1:1:57:ARG:HD3	2:2:39:LEU:HD13	1.85	0.58
2:4:97:SER:HA	2:4:100:LEU:HD11	1.83	0.58
1:Q:64:ASP:H	2:R:33:GLN:HG2	1.68	0.58
1:S:614:PHE:HB2	1:S:634:ILE:HD12	1.84	0.58
1:5:78:THR:HG21	1:5:217:THR:O	2.03	0.58
1:5:373:GLU:O	1:5:377:ARG:HB2	2.03	0.58
1:A:111:VAL:HG12	1:A:113:SER:H	1.68	0.58
1:G:552:PHE:CE2	1:G:661:LEU:HB3	2.38	0.58
1:M:57:ARG:NH1	2:N:39:LEU:HB3	2.19	0.58
1:M:89:PRO:HG2	1:M:256:MET:N	2.18	0.58
1:O:60:ASN:HD21	2:P:33:GLN:HE21	1.52	0.58
2:P:107:LEU:O	2:P:111:LEU:HB2	2.04	0.58
1:U:50:LEU:HD12	2:V:96:SER:HB3	1.84	0.58
1:1:566:TYR:HB2	1:1:579:LEU:HB2	1.85	0.58
1:C:345:SER:O	1:C:347:GLY:N	2.37	0.58
1:G:524:ARG:HA	1:G:527:TRP:CD1	2.37	0.58
2:P:26:TYR:HB3	2:P:27:PRO:HD2	1.84	0.58
1:Q:424:GLY:O	1:Q:427:VAL:HG12	2.03	0.58
1:S:50:LEU:HD12	2:T:96:SER:HB3	1.85	0.58
1:S:68:MET:CE	1:S:210:PRO:HG2	2.34	0.58
1:S:218:SER:OG	1:S:246:LEU:HD13	2.03	0.58
1:S:409:LEU:HD22	1:S:631:THR:O	2.03	0.58
2:T:34:LEU:CD2	2:T:39:LEU:HA	2.33	0.58
1:3:23:VAL:HG22	2:4:45:ILE:O	2.04	0.58
1:3:353:ALA:CB	1:3:386:ALA:HB3	2.33	0.58

*Continued on next page...*

*Continued from previous page...*

Atom-1	Atom-2	Interatomic distance (Å)	Clash overlap (Å)
1:3:456:ALA:N	1:3:630:THR:HG22	2.09	0.58
1:5:243:VAL:H	1:5:285:THR:CG2	2.13	0.58
1:A:373:GLU:O	1:A:377:ARG:HB2	2.04	0.58
1:C:99:SER:HA	1:C:118:PRO:HB2	1.84	0.58
1:E:353:ALA:CB	1:E:386:ALA:HB3	2.33	0.58
1:E:456:ALA:N	1:E:630:THR:HG22	2.10	0.58
1:G:243:VAL:H	1:G:285:THR:CG2	2.13	0.58
1:I:142:ARG:N	1:I:143:PRO:HD2	2.19	0.58
1:M:543:MET:HE1	1:M:631:THR:HG21	1.83	0.58
1:M:552:PHE:CE1	1:M:581:PRO:HB3	2.38	0.58
1:O:577:LEU:HD11	1:O:628:LEU:HD21	1.86	0.58
1:Q:25:LEU:HD23	2:R:48:ILE:HB	1.85	0.58
1:W:320:LYS:HA	1:W:377:ARG:HD3	1.83	0.58
1:1:23:VAL:CG2	1:1:40:TRP:HE1	2.16	0.58
1:A:543:MET:HE1	1:A:631:THR:HG21	1.84	0.58
1:G:162:ILE:HG22	1:G:163:ASN:N	2.18	0.58
1:I:108:HIS:O	1:I:354:MET:HE1	2.02	0.58
1:I:204:LEU:HB3	1:I:213:TYR:CZ	2.39	0.58
1:K:24:LYS:O	2:L:47:ASP:HA	2.03	0.58
1:O:243:VAL:H	1:O:285:THR:CG2	2.12	0.58
1:O:279:ARG:C	1:O:281:PRO:HD3	2.29	0.58
1:Q:459:ILE:HD11	1:Q:491:LEU:HD23	1.86	0.58
1:S:23:VAL:HG12	1:S:40:TRP:HE1	1.68	0.58
1:5:279:ARG:C	1:5:281:PRO:HD3	2.28	0.58
1:A:614:PHE:HB2	1:A:634:ILE:HD12	1.85	0.58
2:H:51:VAL:HB	2:H:55:THR:CG2	2.32	0.58
1:O:162:ILE:HG22	1:O:163:ASN:N	2.19	0.58
1:Q:543:MET:HE1	1:Q:631:THR:HG21	1.84	0.58
1:S:142:ARG:N	1:S:143:PRO:HD2	2.19	0.58
1:S:332:ILE:HG22	1:S:338:ALA:HB3	1.83	0.58
1:S:552:PHE:CE2	1:S:661:LEU:HB3	2.39	0.58
1:U:100:MET:O	1:U:102:VAL:HG23	2.04	0.58
1:Y:102:VAL:HG23	1:Y:120:CYS:O	2.04	0.58
1:Y:543:MET:HE1	1:Y:631:THR:HG21	1.85	0.58
1:1:167:PHE:CZ	1:1:288:LEU:HD11	2.38	0.58
1:3:373:GLU:O	1:3:377:ARG:HB2	2.04	0.58
1:3:552:PHE:CE2	1:3:661:LEU:HB3	2.38	0.58
1:A:142:ARG:N	1:A:143:PRO:HD2	2.19	0.58
1:A:218:SER:OG	1:A:246:LEU:HD13	2.04	0.58
1:A:551:THR:HG23	1:A:585:ASN:HD21	1.68	0.58
1:C:110:GLY:O	1:C:112:ILE:HG13	2.04	0.58

*Continued on next page...*

*Continued from previous page...*

Atom-1	Atom-2	Interatomic distance (Å)	Clash overlap (Å)
1:C:614:PHE:HB2	1:C:634:ILE:HD12	1.86	0.58
1:E:316:ARG:HA	1:E:374:TYR:CE1	2.39	0.58
1:G:78:THR:HG23	2:V:124:PHE:O	2.03	0.58
1:K:172:ALA:O	1:K:178:LEU:HD12	2.04	0.58
1:K:456:ALA:N	1:K:630:THR:HG22	2.11	0.58
1:M:614:PHE:HB2	1:M:634:ILE:HD12	1.86	0.58
1:O:459:ILE:HD11	1:O:491:LEU:HD23	1.86	0.58
1:O:487:THR:H	1:O:490:LYS:HB3	1.67	0.58
1:Q:162:ILE:HG22	1:Q:163:ASN:N	2.19	0.58
1:1:201:THR:HA	1:1:204:LEU:HD13	1.84	0.58
1:1:218:SER:OG	1:1:246:LEU:HD13	2.04	0.58
1:1:409:LEU:HD21	1:1:632:THR:CG2	2.33	0.58
1:3:92:ILE:HG21	1:3:313:VAL:HA	1.85	0.58
1:5:50:LEU:HD12	2:6:96:SER:HB3	1.86	0.58
1:5:342:GLY:O	1:5:343:MET:HG2	2.04	0.58
2:6:97:SER:HA	2:6:100:LEU:HD11	1.84	0.58
1:G:280:GLU:N	1:G:281:PRO:HD3	2.19	0.58
1:I:99:SER:HB3	1:I:119:ALA:HA	1.85	0.58
1:O:543:MET:HE2	1:O:545:ILE:HG12	1.84	0.58
1:Y:280:GLU:N	1:Y:281:PRO:HD3	2.19	0.58
1:1:50:LEU:HD12	2:2:96:SER:HB3	1.85	0.58
1:1:142:ARG:N	1:1:143:PRO:HD2	2.19	0.58
1:3:68:MET:HE2	1:3:69:LEU:HA	1.86	0.58
1:C:651:PHE:CD1	1:C:671:ALA:HA	2.39	0.57
2:D:97:SER:HA	2:D:100:LEU:HD11	1.85	0.57
1:K:68:MET:HE3	1:K:210:PRO:HG2	1.86	0.57
1:K:280:GLU:N	1:K:281:PRO:HD3	2.19	0.57
1:Q:172:ALA:O	1:Q:178:LEU:HD12	2.04	0.57
1:U:280:GLU:N	1:U:281:PRO:HD3	2.19	0.57
1:Y:373:GLU:O	1:Y:377:ARG:HB2	2.04	0.57
1:Y:551:THR:HG23	1:Y:585:ASN:HD21	1.69	0.57
1:3:129:GLN:HB3	1:3:345:SER:OG	2.04	0.57
1:5:167:PHE:CZ	1:5:288:LEU:HD11	2.39	0.57
1:5:526:ALA:HB1	1:5:529:LEU:HD12	1.85	0.57
2:F:97:SER:HA	2:F:100:LEU:HD11	1.86	0.57
2:H:97:SER:HA	2:H:100:LEU:HD11	1.86	0.57
1:I:551:THR:HG23	1:I:585:ASN:HD21	1.69	0.57
1:K:50:LEU:HD12	2:L:96:SER:HB3	1.86	0.57
2:L:34:LEU:HD23	2:L:39:LEU:HA	1.86	0.57
1:O:68:MET:HE3	1:O:210:PRO:HG2	1.83	0.57
1:O:92:ILE:HG21	1:O:313:VAL:HG12	1.86	0.57

*Continued on next page...*

*Continued from previous page...*

Atom-1	Atom-2	Interatomic distance (Å)	Clash overlap (Å)
1:Q:108:HIS:C	1:Q:110:GLY:H	2.10	0.57
1:Y:142:ARG:N	1:Y:143:PRO:HD2	2.20	0.57
1:A:204:LEU:HB3	1:A:213:TYR:CZ	2.40	0.57
1:A:280:GLU:N	1:A:281:PRO:HD3	2.19	0.57
1:A:566:TYR:HB2	1:A:579:LEU:HB2	1.85	0.57
1:C:409:LEU:HD21	1:C:632:THR:CG2	2.33	0.57
1:E:162:ILE:HG22	1:E:163:ASN:N	2.19	0.57
1:I:424:GLY:O	1:I:427:VAL:HG12	2.04	0.57
2:L:107:LEU:O	2:L:111:LEU:HB2	2.04	0.57
1:M:156:SER:CB	1:M:342:GLY:HA3	2.34	0.57
1:Q:614:PHE:HB2	1:Q:634:ILE:HD12	1.85	0.57
2:V:51:VAL:HB	2:V:55:THR:CG2	2.31	0.57
1:Y:566:TYR:HB2	1:Y:579:LEU:HB2	1.87	0.57
1:A:201:THR:HA	1:A:204:LEU:HD13	1.85	0.57
2:B:97:SER:HA	2:B:100:LEU:HD11	1.84	0.57
1:C:204:LEU:HB3	1:C:213:TYR:CZ	2.40	0.57
1:E:142:ARG:N	1:E:143:PRO:HD2	2.19	0.57
1:G:614:PHE:HB2	1:G:634:ILE:HD12	1.86	0.57
1:I:280:GLU:N	1:I:281:PRO:HD3	2.20	0.57
1:K:266:LEU:O	1:K:270:VAL:HG23	2.05	0.57
1:M:280:GLU:N	1:M:281:PRO:HD3	2.20	0.57
1:Q:57:ARG:NH1	2:R:39:LEU:HD13	2.19	0.57
1:1:95:VAL:HB	1:1:99:SER:OG	2.04	0.57
1:1:393:ILE:HB	1:1:439:GLN:NE2	2.20	0.57
1:3:543:MET:HE1	1:3:631:THR:HG21	1.86	0.57
1:5:21:SER:HB3	1:5:41:THR:CB	2.28	0.57
1:5:551:THR:HG23	1:5:585:ASN:HD21	1.70	0.57
1:E:50:LEU:HD12	2:F:96:SER:HB3	1.85	0.57
1:O:20:LEU:O	1:O:21:SER:HB2	2.05	0.57
1:O:167:PHE:CZ	1:O:288:LEU:HD11	2.40	0.57
1:O:273:GLU:HG2	1:O:519:LEU:HD12	1.87	0.57
2:V:56:CYS:HB3	2:V:131:TYR:OH	2.04	0.57
1:1:243:VAL:H	1:1:285:THR:CG2	2.16	0.57
1:5:379:ALA:HB1	1:5:392:LEU:HD22	1.87	0.57
1:G:204:LEU:HB3	1:G:213:TYR:CZ	2.40	0.57
1:I:201:THR:HA	1:I:204:LEU:HD13	1.85	0.57
1:I:393:ILE:HB	1:I:439:GLN:NE2	2.20	0.57
1:O:50:LEU:HD12	2:P:96:SER:HB3	1.86	0.57
1:O:566:TYR:HB2	1:O:579:LEU:HB2	1.84	0.57
1:S:566:TYR:HB2	1:S:579:LEU:HB2	1.86	0.57
1:W:424:GLY:O	1:W:427:VAL:HG12	2.04	0.57

*Continued on next page...*

*Continued from previous page...*

Atom-1	Atom-2	Interatomic distance (Å)	Clash overlap (Å)
1:3:50:LEU:HD12	2:4:96:SER:HB3	1.86	0.57
1:5:25:LEU:CD2	2:6:48:ILE:HB	2.34	0.57
1:C:142:ARG:N	1:C:143:PRO:HD2	2.19	0.57
1:C:452:ALA:HA	1:C:631:THR:CG2	2.33	0.57
1:E:89:PRO:HG2	1:E:256:MET:N	2.20	0.57
1:I:89:PRO:HG2	1:I:256:MET:N	2.20	0.57
1:K:270:VAL:HG13	1:K:516:ARG:HD2	1.85	0.57
1:K:551:THR:HG23	1:K:585:ASN:HD21	1.68	0.57
1:Y:167:PHE:CZ	1:Y:288:LEU:HD11	2.39	0.57
1:Y:422:PHE:CD1	1:Y:475:PHE:HB2	2.39	0.57
1:5:201:THR:HA	1:5:204:LEU:HD13	1.87	0.57
1:5:543:MET:HE1	1:5:631:THR:HG21	1.86	0.57
1:5:614:PHE:HB2	1:5:634:ILE:HD12	1.86	0.57
1:A:243:VAL:H	1:A:285:THR:CG2	2.14	0.57
1:A:552:PHE:CE1	1:A:581:PRO:HB3	2.39	0.57
2:B:52:SER:H	2:B:55:THR:CG2	2.17	0.57
1:C:448:LEU:HD22	1:C:546:PRO:O	2.04	0.57
1:K:162:ILE:HG22	1:K:163:ASN:N	2.19	0.57
1:M:142:ARG:N	1:M:143:PRO:HD2	2.19	0.57
1:M:162:ILE:HG22	1:M:163:ASN:N	2.20	0.57
1:M:316:ARG:HA	1:M:374:TYR:HE1	1.69	0.57
1:O:68:MET:HE2	1:O:69:LEU:HD22	1.87	0.57
1:O:142:ARG:N	1:O:143:PRO:HD2	2.19	0.57
1:1:70:ASN:HA	1:1:73:LYS:HE2	1.85	0.57
1:1:162:ILE:HG22	1:1:163:ASN:N	2.20	0.57
1:C:280:GLU:N	1:C:281:PRO:HD3	2.20	0.57
1:C:566:TYR:HB2	1:C:579:LEU:HB2	1.87	0.57
1:E:21:SER:HB3	1:E:41:THR:HB	1.86	0.57
2:L:34:LEU:HD11	2:L:78:ARG:HH11	1.70	0.57
1:O:23:VAL:HB	2:P:45:ILE:O	2.05	0.57
1:U:78:THR:HG22	1:U:215:SER:C	2.30	0.57
1:W:50:LEU:HD12	2:X:96:SER:HB3	1.86	0.57
1:W:162:ILE:HG22	1:W:163:ASN:N	2.20	0.57
1:5:280:GLU:N	1:5:281:PRO:HD3	2.20	0.57
1:5:552:PHE:CE2	1:5:661:LEU:HB3	2.38	0.57
1:A:71:ARG:NH1	1:A:208:ARG:HH21	2.02	0.57
1:E:110:GLY:O	1:E:112:ILE:HG13	2.04	0.57
1:G:20:LEU:HD23	1:G:21:SER:N	2.20	0.57
1:K:29:ILE:O	1:K:30:GLU:C	2.48	0.57
1:K:204:LEU:HB3	1:K:213:TYR:CZ	2.40	0.57
1:K:218:SER:OG	1:K:246:LEU:HD13	2.05	0.57

*Continued on next page...*

*Continued from previous page...*

Atom-1	Atom-2	Interatomic distance (Å)	Clash overlap (Å)
1:M:201:THR:HA	1:M:204:LEU:HD13	1.87	0.57
1:M:292:PHE:O	1:M:296:VAL:HG23	2.05	0.57
2:N:41:ALA:O	2:N:45:ILE:HD12	2.05	0.57
1:Q:142:ARG:N	1:Q:143:PRO:HD2	2.19	0.57
1:S:71:ARG:NH1	1:S:208:ARG:NH2	2.53	0.57
1:S:447:GLN:OE1	1:S:529:LEU:HD21	2.04	0.57
1:S:490:LYS:HZ2	1:S:627:GLY:H	1.53	0.57
2:T:30:HIS:HB2	2:T:131:TYR:OXT	2.05	0.57
1:W:40:TRP:O	1:W:44:MET:HG3	2.05	0.57
1:3:201:THR:HA	1:3:204:LEU:HD13	1.86	0.57
1:3:204:LEU:HB3	1:3:213:TYR:CZ	2.40	0.57
1:A:162:ILE:HG22	1:A:163:ASN:N	2.20	0.56
1:C:66:ALA:HA	2:D:128:LEU:HD13	1.85	0.56
1:E:373:GLU:O	1:E:377:ARG:HB2	2.05	0.56
1:S:280:GLU:N	1:S:281:PRO:HD3	2.19	0.56
1:U:614:PHE:HB2	1:U:634:ILE:HD12	1.86	0.56
2:V:29:CYS:SG	2:V:30:HIS:N	2.76	0.56
1:1:28:ASP:HB2	2:2:26:TYR:HD2	1.70	0.56
1:1:204:LEU:HB3	1:1:213:TYR:CZ	2.39	0.56
1:C:162:ILE:HG22	1:C:163:ASN:N	2.20	0.56
1:C:184:ARG:HG2	1:C:185:VAL:H	1.69	0.56
1:G:24:LYS:HB3	1:G:37:THR:HG22	1.86	0.56
1:K:614:PHE:HB2	1:K:634:ILE:HD12	1.87	0.56
1:M:268:LYS:HD3	1:M:290:THR:HG22	1.85	0.56
1:M:566:TYR:HB2	1:M:579:LEU:HB2	1.85	0.56
1:S:393:ILE:HB	1:S:439:GLN:NE2	2.20	0.56
1:U:56:TRP:CZ2	1:U:61:VAL:HG11	2.40	0.56
1:U:162:ILE:HG22	1:U:163:ASN:N	2.20	0.56
1:U:373:GLU:O	1:U:377:ARG:HB2	2.05	0.56
1:E:280:GLU:N	1:E:281:PRO:HD3	2.19	0.56
1:E:409:LEU:HD21	1:E:632:THR:CG2	2.32	0.56
1:E:409:LEU:HD22	1:E:631:THR:O	2.04	0.56
1:G:142:ARG:N	1:G:143:PRO:HD2	2.20	0.56
1:I:373:GLU:O	1:I:377:ARG:HB2	2.04	0.56
1:K:108:HIS:HB2	1:K:112:ILE:CD1	2.29	0.56
1:K:142:ARG:N	1:K:143:PRO:HD2	2.19	0.56
1:O:112:ILE:HD13	1:O:112:ILE:N	2.20	0.56
1:O:204:LEU:HB3	1:O:213:TYR:CZ	2.40	0.56
2:P:43:GLU:HG2	2:P:44:ASN:N	2.14	0.56
1:Q:50:LEU:HD12	2:R:96:SER:HB3	1.87	0.56
1:S:459:ILE:HD11	1:S:491:LEU:HD23	1.85	0.56

*Continued on next page...*

*Continued from previous page...*

Atom-1	Atom-2	Interatomic distance (Å)	Clash overlap (Å)
1:U:23:VAL:HA	2:V:46:SER:HA	1.87	0.56
1:U:551:THR:HG23	1:U:585:ASN:HD21	1.69	0.56
1:W:280:GLU:N	1:W:281:PRO:HD3	2.20	0.56
1:W:452:ALA:HA	1:W:631:THR:CG2	2.36	0.56
1:Y:393:ILE:HB	1:Y:439:GLN:NE2	2.20	0.56
1:1:280:GLU:N	1:1:281:PRO:HD3	2.21	0.56
1:1:651:PHE:CD1	1:1:671:ALA:HA	2.41	0.56
1:3:142:ARG:N	1:3:143:PRO:HD2	2.20	0.56
1:5:204:LEU:HB3	1:5:213:TYR:CZ	2.40	0.56
1:5:552:PHE:CE1	1:5:581:PRO:HB3	2.41	0.56
1:G:201:THR:HA	1:G:204:LEU:HD13	1.87	0.56
1:Q:244:PRO:HB2	1:Q:249:MET:HE1	1.87	0.56
1:1:614:PHE:HB2	1:1:634:ILE:HD12	1.87	0.56
1:3:280:GLU:N	1:3:281:PRO:HD3	2.19	0.56
1:5:65:LEU:HB3	2:6:128:LEU:HD22	1.88	0.56
1:C:53:GLU:OE2	2:D:41:ALA:HB1	2.05	0.56
1:E:70:ASN:HA	1:E:73:LYS:HE2	1.87	0.56
1:I:162:ILE:HG22	1:I:163:ASN:N	2.20	0.56
1:M:506:VAL:O	1:M:510:VAL:HG23	2.05	0.56
1:S:162:ILE:HG22	1:S:163:ASN:N	2.21	0.56
1:S:204:LEU:HB3	1:S:213:TYR:CZ	2.40	0.56
1:U:92:ILE:HG21	1:U:313:VAL:HG12	1.88	0.56
1:3:218:SER:OG	1:3:246:LEU:HD13	2.05	0.56
1:3:452:ALA:HA	1:3:631:THR:CG2	2.34	0.56
1:A:50:LEU:HD12	2:B:96:SER:HB3	1.87	0.56
1:A:172:ALA:O	1:A:178:LEU:HD12	2.05	0.56
1:G:108:HIS:C	1:G:110:GLY:H	2.14	0.56
1:G:286:GLU:O	1:G:290:THR:HG23	2.06	0.56
1:I:24:LYS:HG3	1:I:37:THR:HG22	1.87	0.56
1:I:167:PHE:CZ	1:I:288:LEU:HD11	2.41	0.56
1:I:552:PHE:CE1	1:I:581:PRO:HB3	2.41	0.56
1:K:373:GLU:O	1:K:377:ARG:HB2	2.06	0.56
1:S:373:GLU:O	1:S:377:ARG:HB2	2.06	0.56
1:W:543:MET:HE1	1:W:631:THR:HG21	1.88	0.56
1:1:110:GLY:O	1:1:112:ILE:HG12	2.06	0.56
1:C:114:GLY:H	1:C:117:SER:HB3	1.69	0.56
1:C:201:THR:HA	1:C:204:LEU:HD13	1.88	0.56
1:C:456:ALA:N	1:C:630:THR:HG22	2.11	0.56
2:F:52:SER:H	2:F:55:THR:CG2	2.19	0.56
1:G:184:ARG:HG2	1:G:185:VAL:H	1.71	0.56
1:K:379:ALA:HB1	1:K:392:LEU:HD22	1.88	0.56

*Continued on next page...*

*Continued from previous page...*

Atom-1	Atom-2	Interatomic distance (Å)	Clash overlap (Å)
1:O:551:THR:HG23	1:O:585:ASN:HD21	1.71	0.56
1:Q:201:THR:HA	1:Q:204:LEU:HD13	1.87	0.56
1:Q:280:GLU:N	1:Q:281:PRO:HD3	2.20	0.56
1:S:201:THR:HA	1:S:204:LEU:HD13	1.88	0.56
1:S:651:PHE:CD1	1:S:671:ALA:HA	2.41	0.56
1:W:111:VAL:C	1:W:112:ILE:HG13	2.30	0.56
1:W:373:GLU:O	1:W:377:ARG:HB2	2.05	0.56
1:5:142:ARG:N	1:5:143:PRO:HD2	2.20	0.56
1:5:162:ILE:HG22	1:5:163:ASN:N	2.21	0.56
1:G:23:VAL:HG22	2:H:45:ILE:O	2.05	0.56
1:K:167:PHE:CZ	1:K:288:LEU:HD11	2.40	0.56
1:M:69:LEU:HD22	1:M:69:LEU:H	1.71	0.56
1:O:280:GLU:N	1:O:281:PRO:HD3	2.20	0.56
2:V:26:TYR:CE2	2:V:49:TYR:HB3	2.40	0.56
1:W:142:ARG:N	1:W:143:PRO:HD2	2.20	0.56
1:3:393:ILE:HG12	1:3:431:GLU:HG2	1.88	0.56
1:3:551:THR:HG23	1:3:585:ASN:HD21	1.70	0.56
1:5:286:GLU:O	1:5:290:THR:HG23	2.05	0.56
1:C:167:PHE:CZ	1:C:288:LEU:HD11	2.41	0.56
1:C:184:ARG:HG2	1:C:185:VAL:N	2.21	0.56
1:O:552:PHE:CE1	1:O:581:PRO:HB3	2.40	0.56
1:S:184:ARG:HG2	1:S:185:VAL:H	1.71	0.56
1:U:111:VAL:C	1:U:113:SER:H	2.14	0.56
1:U:142:ARG:N	1:U:143:PRO:HD2	2.20	0.56
1:W:59:ALA:O	1:W:61:VAL:N	2.39	0.56
1:W:266:LEU:O	1:W:270:VAL:HG23	2.06	0.56
1:1:68:MET:SD	1:1:210:PRO:HG2	2.46	0.56
1:1:551:THR:HG23	1:1:585:ASN:HD21	1.71	0.56
1:A:167:PHE:CZ	1:A:288:LEU:HD11	2.41	0.56
1:A:379:ALA:HB1	1:A:392:LEU:HD22	1.88	0.56
1:C:244:PRO:HB2	1:C:249:MET:HE1	1.87	0.56
1:I:266:LEU:O	1:I:270:VAL:HG23	2.05	0.56
1:I:614:PHE:HB2	1:I:634:ILE:HD12	1.88	0.56
1:K:302:GLY:HA3	1:K:343:MET:HE1	1.87	0.56
1:O:614:PHE:HB2	1:O:634:ILE:HD12	1.87	0.56
1:Q:167:PHE:CZ	1:Q:288:LEU:HD11	2.41	0.56
1:W:551:THR:HG23	1:W:585:ASN:HD21	1.71	0.56
1:Y:162:ILE:HG22	1:Y:163:ASN:N	2.21	0.56
1:Y:204:LEU:HB3	1:Y:213:TYR:CZ	2.41	0.56
1:3:379:ALA:HB1	1:3:392:LEU:HD22	1.87	0.56
1:E:316:ARG:HA	1:E:374:TYR:HE1	1.71	0.55

*Continued on next page...*

*Continued from previous page...*

Atom-1	Atom-2	Interatomic distance (Å)	Clash overlap (Å)
1:G:373:GLU:O	1:G:377:ARG:HB2	2.06	0.55
1:I:70:ASN:O	1:I:74:LEU:HB2	2.06	0.55
1:K:70:ASN:ND2	1:K:70:ASN:H	2.03	0.55
1:K:448:LEU:HD22	1:K:546:PRO:O	2.06	0.55
1:S:243:VAL:H	1:S:285:THR:CG2	2.15	0.55
2:T:52:SER:H	2:T:55:THR:CG2	2.19	0.55
1:Y:50:LEU:HD12	2:Z:96:SER:HB3	1.87	0.55
1:Y:379:ALA:HB1	1:Y:392:LEU:HD22	1.89	0.55
1:1:71:ARG:HH22	1:1:209:GLY:HA3	1.71	0.55
2:4:45:ILE:HA	2:4:66:SER:HB3	1.89	0.55
1:C:50:LEU:HD12	2:D:96:SER:HB3	1.88	0.55
1:C:353:ALA:CB	1:C:386:ALA:HB3	2.36	0.55
1:E:61:VAL:HG12	2:F:80:ALA:HB1	1.88	0.55
1:M:184:ARG:HG2	1:M:185:VAL:H	1.71	0.55
1:M:448:LEU:HD22	1:M:546:PRO:O	2.05	0.55
1:O:491:LEU:HB3	1:O:510:VAL:HG13	1.87	0.55
1:1:393:ILE:HG12	1:1:431:GLU:HG2	1.89	0.55
1:3:422:PHE:CD1	1:3:475:PHE:HB2	2.41	0.55
1:C:110:GLY:O	1:C:112:ILE:N	2.40	0.55
1:E:422:PHE:CD1	1:E:475:PHE:HB2	2.41	0.55
2:F:26:TYR:CB	2:F:27:PRO:HD2	2.34	0.55
1:K:527:TRP:C	1:K:529:LEU:H	2.14	0.55
1:M:373:GLU:O	1:M:377:ARG:HB2	2.06	0.55
2:T:45:ILE:HG21	2:T:64:LEU:HD22	1.88	0.55
1:U:103:ASP:HB2	1:U:122:LEU:HD12	1.87	0.55
1:5:430:ARG:O	1:5:434:LEU:HD13	2.07	0.55
1:I:60:ASN:HD21	2:J:33:GLN:HE21	1.54	0.55
1:K:201:THR:HA	1:K:204:LEU:HD13	1.87	0.55
1:O:379:ALA:HB1	1:O:392:LEU:HD22	1.89	0.55
1:Q:20:LEU:HD12	1:Q:21:SER:N	2.21	0.55
1:Q:393:ILE:HB	1:Q:439:GLN:NE2	2.21	0.55
1:U:456:ALA:N	1:U:630:THR:HG22	2.18	0.55
2:V:31:VAL:HG12	2:V:79:CYS:HB3	1.87	0.55
1:W:64:ASP:HB3	2:X:32:THR:CA	2.36	0.55
1:Y:243:VAL:H	1:Y:285:THR:CG2	2.13	0.55
1:1:160:LEU:CD1	1:1:338:ALA:HB2	2.35	0.55
1:5:160:LEU:CD1	1:5:338:ALA:HB2	2.34	0.55
1:5:455:SER:HB2	1:5:630:THR:HB	1.88	0.55
1:G:422:PHE:CD1	1:G:475:PHE:HB2	2.42	0.55
2:H:52:SER:H	2:H:55:THR:CG2	2.20	0.55
1:I:101:GLN:HG3	1:I:122:LEU:HD21	1.87	0.55

*Continued on next page...*

*Continued from previous page...*

Atom-1	Atom-2	Interatomic distance (Å)	Clash overlap (Å)
2:L:52:SER:H	2:L:55:THR:CG2	2.19	0.55
1:M:107:VAL:HG21	1:M:350:ARG:HB3	1.87	0.55
1:M:316:ARG:HA	1:M:374:TYR:CE1	2.40	0.55
1:Q:422:PHE:CD1	1:Q:475:PHE:HB2	2.42	0.55
1:Y:201:THR:HA	1:Y:204:LEU:HD13	1.88	0.55
1:1:107:VAL:O	1:1:354:MET:HE1	2.07	0.55
1:5:78:THR:HG22	1:5:215:SER:C	2.32	0.55
1:5:506:VAL:O	1:5:510:VAL:HG23	2.07	0.55
1:C:482:LEU:HD13	1:C:544:ILE:HG13	1.88	0.55
1:E:336:TYR:C	1:E:338:ALA:H	2.15	0.55
1:K:68:MET:CE	1:K:210:PRO:HG2	2.36	0.55
1:M:94:ALA:O	1:M:95:VAL:C	2.50	0.55
1:O:23:VAL:HG23	2:P:46:SER:C	2.31	0.55
1:S:393:ILE:HG12	1:S:431:GLU:HG2	1.88	0.55
1:W:614:PHE:HB2	1:W:634:ILE:HD12	1.88	0.55
1:C:204:LEU:HD23	1:C:213:TYR:CE2	2.41	0.55
1:G:70:ASN:HA	1:G:73:LYS:HG2	1.88	0.55
1:I:368:THR:O	1:I:372:GLN:HB2	2.07	0.55
1:K:422:PHE:CD1	1:K:475:PHE:HB2	2.42	0.55
1:M:577:LEU:HD11	1:M:628:LEU:HD21	1.89	0.55
1:O:422:PHE:CD1	1:O:475:PHE:HB2	2.41	0.55
1:5:91:ASP:HB2	1:5:92:ILE:HD12	1.89	0.55
1:5:172:ALA:O	1:5:178:LEU:HD12	2.07	0.55
1:A:23:VAL:CG2	1:A:40:TRP:HE1	2.19	0.55
1:A:430:ARG:O	1:A:434:LEU:HD13	2.06	0.55
1:G:336:TYR:C	1:G:338:ALA:H	2.15	0.55
1:I:345:SER:O	1:I:349:GLU:HG3	2.07	0.55
1:Q:373:GLU:O	1:Q:377:ARG:HB2	2.06	0.55
1:Q:551:THR:HG23	1:Q:585:ASN:HD21	1.72	0.55
1:W:204:LEU:HB3	1:W:213:TYR:CZ	2.42	0.55
1:W:286:GLU:O	1:W:290:THR:HG23	2.06	0.55
1:W:379:ALA:HB1	1:W:392:LEU:HD22	1.89	0.55
1:Y:244:PRO:HB2	1:Y:249:MET:HE1	1.88	0.55
1:1:23:VAL:HG23	1:1:40:TRP:HE1	1.71	0.55
2:6:34:LEU:HG	2:6:39:LEU:HA	1.88	0.55
2:6:52:SER:H	2:6:55:THR:CG2	2.20	0.55
1:E:452:ALA:HA	1:E:631:THR:CG2	2.34	0.55
1:Q:66:ALA:HA	2:R:128:LEU:HD23	1.89	0.55
1:U:204:LEU:HB3	1:U:213:TYR:CZ	2.41	0.55
1:W:244:PRO:HB2	1:W:249:MET:HE1	1.89	0.55
1:1:430:ARG:O	1:1:434:LEU:HD13	2.07	0.55

*Continued on next page...*

*Continued from previous page...*

Atom-1	Atom-2	Interatomic distance (Å)	Clash overlap (Å)
2:6:45:ILE:HA	2:6:66:SER:HB3	1.89	0.55
1:I:61:VAL:HG12	2:J:85:VAL:HG22	1.89	0.55
2:J:128:LEU:HD11	1:S:80:GLY:CA	2.37	0.55
1:K:70:ASN:H	1:K:70:ASN:HD22	1.55	0.55
2:L:31:VAL:CG1	2:L:79:CYS:HB3	2.35	0.55
1:M:204:LEU:HB3	1:M:213:TYR:CZ	2.42	0.55
1:O:64:ASP:HA	2:P:31:VAL:HB	1.88	0.55
2:R:52:SER:H	2:R:55:THR:CG2	2.19	0.55
1:S:316:ARG:HA	1:S:374:TYR:HE1	1.70	0.55
1:W:172:ALA:O	1:W:178:LEU:HD12	2.07	0.55
1:W:393:ILE:HG12	1:W:431:GLU:HG2	1.89	0.55
1:W:430:ARG:O	1:W:434:LEU:HD13	2.06	0.55
1:Y:110:GLY:O	1:Y:112:ILE:HD13	2.07	0.55
1:1:373:GLU:O	1:1:377:ARG:HB2	2.06	0.55
1:1:379:ALA:HB1	1:1:392:LEU:HD22	1.89	0.55
1:C:56:TRP:CE2	1:C:61:VAL:HG21	2.42	0.54
1:C:379:ALA:HB1	1:C:392:LEU:HD22	1.90	0.54
1:E:524:ARG:HA	1:E:527:TRP:CD2	2.42	0.54
1:G:162:ILE:HG22	1:G:163:ASN:H	1.72	0.54
1:K:107:VAL:O	1:K:107:VAL:HG13	2.07	0.54
1:M:149:TYR:O	1:M:150:GLN:C	2.51	0.54
1:O:393:ILE:HB	1:O:439:GLN:NE2	2.22	0.54
1:Q:368:THR:O	1:Q:372:GLN:HB2	2.07	0.54
1:S:149:TYR:O	1:S:150:GLN:C	2.50	0.54
1:U:61:VAL:HG12	2:V:80:ALA:HB1	1.89	0.54
1:W:65:LEU:HB3	2:X:128:LEU:HD23	1.90	0.54
1:3:368:THR:O	1:3:372:GLN:HB2	2.06	0.54
1:5:58:GLU:OE1	1:5:150:GLN:HB2	2.07	0.54
1:C:373:GLU:O	1:C:377:ARG:HB2	2.07	0.54
1:M:524:ARG:HA	1:M:527:TRP:CD1	2.42	0.54
1:O:336:TYR:C	1:O:338:ALA:H	2.14	0.54
1:Q:286:GLU:O	1:Q:290:THR:HG23	2.07	0.54
1:U:393:ILE:HB	1:U:439:GLN:NE2	2.22	0.54
1:W:201:THR:HA	1:W:204:LEU:HD13	1.88	0.54
1:Y:452:ALA:HA	1:Y:631:THR:CG2	2.35	0.54
1:Y:491:LEU:HB3	1:Y:510:VAL:HG13	1.89	0.54
1:1:552:PHE:CE1	1:1:581:PRO:HB3	2.41	0.54
1:3:78:THR:HG21	1:3:217:THR:O	2.07	0.54
1:3:162:ILE:HG22	1:3:163:ASN:N	2.22	0.54
1:A:409:LEU:HD21	1:A:632:THR:CG2	2.35	0.54
1:C:577:LEU:HD11	1:C:628:LEU:HD21	1.88	0.54

*Continued on next page...*

*Continued from previous page...*

Atom-1	Atom-2	Interatomic distance (Å)	Clash overlap (Å)
1:E:368:THR:O	1:E:372:GLN:HB2	2.07	0.54
1:E:552:PHE:CE1	1:E:581:PRO:HB3	2.42	0.54
1:G:59:ALA:HB2	1:G:149:TYR:OH	2.07	0.54
1:G:244:PRO:HB2	1:G:249:MET:HE1	1.89	0.54
2:H:31:VAL:HG13	2:H:79:CYS:HB3	1.89	0.54
1:I:102:VAL:HG11	1:I:351:LEU:HD13	1.88	0.54
1:I:379:ALA:HB1	1:I:392:LEU:HD22	1.90	0.54
2:J:52:SER:H	2:J:55:THR:CG2	2.20	0.54
1:K:409:LEU:HD21	1:K:632:THR:CG2	2.36	0.54
1:M:379:ALA:HB1	1:M:392:LEU:HD22	1.89	0.54
1:O:524:ARG:HA	1:O:527:TRP:CD1	2.42	0.54
2:P:52:SER:H	2:P:55:THR:CG2	2.20	0.54
1:Q:204:LEU:HB3	1:Q:213:TYR:CZ	2.42	0.54
1:S:491:LEU:HB3	1:S:510:VAL:HG13	1.89	0.54
1:U:167:PHE:CZ	1:U:288:LEU:HD11	2.43	0.54
1:U:430:ARG:O	1:U:434:LEU:HD13	2.07	0.54
1:Y:430:ARG:O	1:Y:434:LEU:HD13	2.08	0.54
1:3:552:PHE:CE1	1:3:581:PRO:HB3	2.41	0.54
1:5:75:ILE:HD12	1:5:75:ILE:N	2.23	0.54
2:6:45:ILE:CD1	2:6:64:LEU:HD22	2.38	0.54
1:A:577:LEU:HD11	1:A:628:LEU:HD21	1.89	0.54
1:E:172:ALA:O	1:E:178:LEU:HD12	2.07	0.54
1:E:204:LEU:HB3	1:E:213:TYR:CZ	2.42	0.54
1:I:490:LYS:HZ2	1:I:626:GLU:HB3	1.73	0.54
1:M:69:LEU:H	1:M:69:LEU:CD2	2.19	0.54
1:M:70:ASN:HA	1:M:73:LYS:HE2	1.89	0.54
1:M:111:VAL:HG13	1:M:358:THR:HG21	1.90	0.54
1:M:664:ASN:C	1:M:666:THR:H	2.16	0.54
1:O:201:THR:HA	1:O:204:LEU:HD13	1.88	0.54
1:O:368:THR:O	1:O:372:GLN:HB2	2.08	0.54
1:O:373:GLU:O	1:O:377:ARG:HB2	2.08	0.54
1:U:78:THR:HG23	1:U:78:THR:O	2.06	0.54
2:V:129:ASN:HD22	2:V:129:ASN:N	2.05	0.54
1:W:20:LEU:HA	1:W:40:TRP:CZ2	2.42	0.54
1:3:506:VAL:O	1:3:510:VAL:HG23	2.07	0.54
1:5:368:THR:O	1:5:372:GLN:HB2	2.07	0.54
1:5:491:LEU:HB3	1:5:510:VAL:HG13	1.90	0.54
1:A:270:VAL:HG13	1:A:516:ARG:HD2	1.88	0.54
1:C:422:PHE:CD1	1:C:475:PHE:HB2	2.43	0.54
1:E:102:VAL:HG11	1:E:351:LEU:HD13	1.90	0.54
1:I:27:LEU:HD23	2:J:50:LEU:HD12	1.90	0.54

*Continued on next page...*

*Continued from previous page...*

Atom-1	Atom-2	Interatomic distance (Å)	Clash overlap (Å)
1:I:491:LEU:HB3	1:I:510:VAL:HG13	1.90	0.54
1:M:86:LEU:CD1	1:M:251:SER:HA	2.38	0.54
1:M:298:PHE:O	1:M:343:MET:HE3	2.08	0.54
1:O:172:ALA:O	1:O:178:LEU:HD12	2.08	0.54
1:S:409:LEU:HD21	1:S:632:THR:CG2	2.38	0.54
1:S:455:SER:HB2	1:S:630:THR:HB	1.88	0.54
1:U:422:PHE:CD1	1:U:475:PHE:HB2	2.43	0.54
1:Y:188:LYS:C	1:Y:190:ASP:H	2.16	0.54
2:2:52:SER:H	2:2:55:THR:CG2	2.20	0.54
1:3:70:ASN:C	1:3:72:TYR:H	2.15	0.54
1:3:243:VAL:H	1:3:285:THR:CG2	2.16	0.54
1:3:491:LEU:HB3	1:3:510:VAL:HG13	1.89	0.54
1:5:68:MET:SD	1:5:210:PRO:HG2	2.47	0.54
1:5:522:GLU:HB2	1:5:525:ASP:OD1	2.06	0.54
1:C:336:TYR:C	1:C:338:ALA:H	2.15	0.54
1:C:368:THR:O	1:C:372:GLN:HB2	2.08	0.54
1:E:506:VAL:O	1:E:510:VAL:HG23	2.06	0.54
1:G:379:ALA:HB1	1:G:392:LEU:HD22	1.89	0.54
1:I:422:PHE:CD1	1:I:475:PHE:HB2	2.43	0.54
1:K:204:LEU:HD23	1:K:213:TYR:CE2	2.43	0.54
1:O:148:PHE:CZ	1:O:229:VAL:HG21	2.43	0.54
1:Q:170:THR:O	1:Q:180:GLY:HA2	2.08	0.54
1:Q:266:LEU:O	1:Q:270:VAL:HG23	2.06	0.54
1:Q:491:LEU:HB3	1:Q:510:VAL:HG13	1.88	0.54
1:U:491:LEU:HB3	1:U:510:VAL:HG13	1.90	0.54
1:W:78:THR:HG22	1:W:80:GLY:H	1.71	0.54
1:1:20:LEU:HD23	1:1:21:SER:H	1.71	0.54
2:4:31:VAL:O	2:4:32:THR:HG23	2.07	0.54
2:4:45:ILE:HG21	2:4:64:LEU:HB3	1.89	0.54
1:A:336:TYR:C	1:A:338:ALA:H	2.16	0.54
1:A:393:ILE:HB	1:A:439:GLN:NE2	2.22	0.54
1:C:90:VAL:HG13	1:C:90:VAL:O	2.06	0.54
1:S:172:ALA:O	1:S:178:LEU:HD12	2.08	0.54
2:T:31:VAL:HG13	2:T:79:CYS:HB3	1.90	0.54
1:U:257:THR:HG23	1:U:260:SER:HB2	1.90	0.54
2:V:52:SER:H	2:V:55:THR:CG2	2.20	0.54
1:W:149:TYR:CE2	1:W:208:ARG:HA	2.42	0.54
1:Y:286:GLU:O	1:Y:290:THR:HG23	2.08	0.54
1:Y:290:THR:O	1:Y:294:VAL:HG23	2.07	0.54
1:Y:368:THR:O	1:Y:372:GLN:HB2	2.08	0.54
1:1:23:VAL:HG22	2:2:45:ILE:O	2.08	0.54

*Continued on next page...*

*Continued from previous page...*

Atom-1	Atom-2	Interatomic distance (Å)	Clash overlap (Å)
1:5:266:LEU:O	1:5:270:VAL:HG23	2.08	0.54
1:5:329:LYS:HZ1	1:5:344:GLN:CD	2.15	0.54
1:A:316:ARG:HA	1:A:374:TYR:HE1	1.72	0.54
1:C:24:LYS:HB3	1:C:37:THR:HG22	1.90	0.54
2:D:52:SER:H	2:D:55:THR:HG21	1.72	0.54
1:E:393:ILE:HG12	1:E:431:GLU:HG2	1.89	0.54
1:K:112:ILE:O	1:K:112:ILE:HG22	2.08	0.54
1:M:111:VAL:HG12	1:M:112:ILE:N	2.23	0.54
1:M:368:THR:O	1:M:372:GLN:HB2	2.07	0.54
1:M:422:PHE:CD1	1:M:475:PHE:HB2	2.43	0.54
1:M:452:ALA:HA	1:M:631:THR:CG2	2.34	0.54
1:O:430:ARG:O	1:O:434:LEU:HD13	2.08	0.54
1:Q:68:MET:CE	1:Q:210:PRO:HG2	2.37	0.54
1:Q:404:TYR:CD2	1:Q:449:LEU:HD22	2.43	0.54
1:S:422:PHE:CD1	1:S:475:PHE:HB2	2.43	0.54
1:U:506:VAL:O	1:U:510:VAL:HG23	2.07	0.54
2:Z:26:TYR:HB3	2:Z:27:PRO:HD2	1.88	0.54
1:1:184:ARG:HG2	1:1:185:VAL:H	1.72	0.54
1:3:27:LEU:HD23	1:3:28:ASP:H	1.73	0.54
1:3:286:GLU:O	1:3:290:THR:HG23	2.07	0.54
1:3:430:ARG:O	1:3:434:LEU:HD13	2.07	0.54
1:5:23:VAL:CG2	1:5:40:TRP:HE1	2.20	0.54
1:E:266:LEU:O	1:E:270:VAL:HG23	2.08	0.54
1:K:59:ALA:O	1:K:61:VAL:N	2.41	0.54
1:M:184:ARG:HG2	1:M:185:VAL:N	2.23	0.54
1:S:316:ARG:HA	1:S:374:TYR:CE1	2.42	0.54
1:S:336:TYR:C	1:S:338:ALA:H	2.16	0.54
1:W:60:ASN:C	1:W:62:THR:H	2.15	0.54
1:3:266:LEU:O	1:3:270:VAL:HG23	2.08	0.54
1:A:491:LEU:HB3	1:A:510:VAL:HG13	1.89	0.54
1:C:107:VAL:HG21	1:C:350:ARG:HB3	1.89	0.54
1:E:393:ILE:HB	1:E:439:GLN:NE2	2.23	0.54
1:E:491:LEU:HB3	1:E:510:VAL:HG13	1.89	0.54
1:G:184:ARG:HG2	1:G:185:VAL:N	2.22	0.54
1:I:63:GLU:OE2	1:I:68:MET:HB2	2.08	0.54
1:I:114:GLY:H	1:I:117:SER:CB	2.20	0.54
1:I:148:PHE:CZ	1:I:229:VAL:HG21	2.43	0.54
1:K:393:ILE:HB	1:K:439:GLN:NE2	2.22	0.54
1:M:50:LEU:HD12	2:N:96:SER:HB3	1.89	0.54
1:M:266:LEU:O	1:M:270:VAL:HG23	2.08	0.54
1:O:409:LEU:HD21	1:O:632:THR:CG2	2.33	0.54

*Continued on next page...*

*Continued from previous page...*

Atom-1	Atom-2	Interatomic distance (Å)	Clash overlap (Å)
1:Q:149:TYR:O	1:Q:150:GLN:C	2.50	0.54
1:S:167:PHE:CZ	1:S:288:LEU:HD11	2.43	0.54
1:W:651:PHE:CD1	1:W:671:ALA:HA	2.43	0.54
2:X:52:SER:H	2:X:55:THR:CG2	2.21	0.54
1:Y:69:LEU:HB2	1:1:79:SER:OG	2.08	0.54
1:Y:336:TYR:C	1:Y:338:ALA:H	2.16	0.54
1:1:491:LEU:HB3	1:1:510:VAL:HG13	1.90	0.54
1:3:160:LEU:CD1	1:3:338:ALA:HB2	2.34	0.54
1:E:577:LEU:HD11	1:E:628:LEU:HD21	1.90	0.53
2:H:26:TYR:CE2	2:H:49:TYR:HB3	2.43	0.53
1:K:244:PRO:HB2	1:K:249:MET:HE1	1.89	0.53
1:M:87:ALA:O	1:M:255:THR:HG22	2.08	0.53
1:M:336:TYR:C	1:M:338:ALA:H	2.16	0.53
2:N:26:TYR:CD2	2:N:27:PRO:HD2	2.43	0.53
1:O:63:GLU:HA	2:P:33:GLN:HG3	1.88	0.53
1:Q:552:PHE:CE1	1:Q:581:PRO:HB3	2.43	0.53
1:S:61:VAL:HG12	2:T:80:ALA:HB1	1.89	0.53
1:S:204:LEU:HD23	1:S:213:TYR:CE2	2.43	0.53
1:U:409:LEU:HD11	1:U:632:THR:OG1	2.08	0.53
1:W:393:ILE:HB	1:W:439:GLN:NE2	2.23	0.53
1:Y:92:ILE:H	1:Y:92:ILE:HD12	1.72	0.53
2:Z:81:ASN:O	2:Z:85:VAL:HG23	2.08	0.53
1:1:64:ASP:HA	2:2:31:VAL:HB	1.89	0.53
1:1:149:TYR:O	1:1:150:GLN:C	2.51	0.53
1:1:184:ARG:HG2	1:1:185:VAL:N	2.23	0.53
1:1:506:VAL:O	1:1:510:VAL:HG23	2.07	0.53
1:A:61:VAL:HG12	2:B:80:ALA:HB1	1.89	0.53
1:E:170:THR:O	1:E:180:GLY:HA2	2.08	0.53
1:G:393:ILE:HB	1:G:439:GLN:NE2	2.23	0.53
2:J:26:TYR:HB3	2:J:27:PRO:HD2	1.89	0.53
1:K:243:VAL:N	1:K:285:THR:HG22	2.17	0.53
1:K:336:TYR:C	1:K:338:ALA:H	2.16	0.53
1:M:21:SER:CA	1:M:41:THR:HB	2.36	0.53
1:O:116:ASN:H	1:O:116:ASN:HD22	1.57	0.53
1:O:204:LEU:HD23	1:O:213:TYR:CE2	2.43	0.53
1:Y:266:LEU:O	1:Y:270:VAL:HG23	2.09	0.53
2:2:31:VAL:O	2:2:32:THR:HG23	2.09	0.53
1:3:172:ALA:O	1:3:178:LEU:HD12	2.08	0.53
1:5:422:PHE:CD1	1:5:475:PHE:HB2	2.43	0.53
2:D:42:LEU:HD12	2:D:42:LEU:H	1.72	0.53
1:E:201:THR:HA	1:E:204:LEU:HD13	1.88	0.53

*Continued on next page...*

*Continued from previous page...*

Atom-1	Atom-2	Interatomic distance (Å)	Clash overlap (Å)
2:L:127:ASN:HD22	2:L:130:ARG:HB3	1.73	0.53
1:O:459:ILE:O	1:O:463:LEU:HD13	2.08	0.53
1:S:404:TYR:CD2	1:S:449:LEU:HD22	2.43	0.53
1:Y:506:VAL:O	1:Y:510:VAL:HG23	2.09	0.53
1:1:244:PRO:HB2	1:1:249:MET:HE1	1.89	0.53
1:1:368:THR:O	1:1:372:GLN:HB2	2.07	0.53
1:1:404:TYR:CD2	1:1:449:LEU:HD22	2.44	0.53
2:4:52:SER:H	2:4:55:THR:CG2	2.21	0.53
1:5:393:ILE:HB	1:5:439:GLN:NE2	2.22	0.53
1:A:21:SER:CA	1:A:41:THR:HB	2.37	0.53
1:A:68:MET:CE	1:A:210:PRO:HG2	2.38	0.53
2:D:39:LEU:HD13	2:D:39:LEU:N	2.23	0.53
1:E:379:ALA:HB1	1:E:392:LEU:HD22	1.90	0.53
1:E:430:ARG:O	1:E:434:LEU:HD13	2.08	0.53
1:E:524:ARG:HD2	1:E:524:ARG:N	2.13	0.53
1:I:430:ARG:O	1:I:434:LEU:HD13	2.09	0.53
1:K:273:GLU:HG2	1:K:519:LEU:HD12	1.89	0.53
1:Q:184:ARG:HG2	1:Q:185:VAL:H	1.74	0.53
1:S:430:ARG:O	1:S:434:LEU:HD13	2.08	0.53
2:T:40:LEU:HD12	2:T:40:LEU:H	1.74	0.53
1:U:266:LEU:O	1:U:270:VAL:HG23	2.08	0.53
1:W:368:THR:O	1:W:372:GLN:HB2	2.08	0.53
1:Y:614:PHE:HB2	1:Y:634:ILE:HD12	1.91	0.53
1:1:28:ASP:HB2	2:2:26:TYR:CD2	2.43	0.53
1:3:59:ALA:O	1:3:61:VAL:N	2.41	0.53
1:5:65:LEU:HG	2:6:31:VAL:HG21	1.90	0.53
1:A:149:TYR:O	1:A:150:GLN:C	2.51	0.53
1:A:422:PHE:CD1	1:A:475:PHE:HB2	2.43	0.53
1:A:651:PHE:CD1	1:A:671:ALA:HA	2.42	0.53
1:C:29:ILE:HG22	1:C:30:GLU:H	1.73	0.53
1:E:244:PRO:HB2	1:E:249:MET:HE1	1.91	0.53
1:G:266:LEU:O	1:G:270:VAL:HG23	2.09	0.53
1:G:448:LEU:HD22	1:G:546:PRO:O	2.07	0.53
1:I:23:VAL:HB	1:I:38:ILE:O	2.08	0.53
1:M:23:VAL:HG22	2:N:45:ILE:O	2.08	0.53
1:M:102:VAL:HG13	1:M:121:MET:HG2	1.89	0.53
1:O:188:LYS:C	1:O:190:ASP:H	2.17	0.53
1:S:63:GLU:O	1:S:64:ASP:C	2.51	0.53
1:S:111:VAL:C	1:S:112:ILE:HG13	2.33	0.53
1:5:29:ILE:H	1:5:29:ILE:HD12	1.74	0.53
1:5:257:THR:HG23	1:5:260:SER:HB2	1.90	0.53

*Continued on next page...*

*Continued from previous page...*

Atom-1	Atom-2	Interatomic distance (Å)	Clash overlap (Å)
1:A:56:TRP:CZ2	1:A:61:VAL:HG11	2.43	0.53
1:E:78:THR:HG21	1:E:217:THR:O	2.09	0.53
1:I:543:MET:HE1	1:I:631:THR:HG21	1.90	0.53
1:K:356:MET:HG2	1:K:378:LEU:HD11	1.91	0.53
1:K:430:ARG:O	1:K:434:LEU:HD13	2.08	0.53
1:M:393:ILE:HB	1:M:439:GLN:NE2	2.23	0.53
1:Q:61:VAL:HG12	2:R:85:VAL:HG22	1.89	0.53
1:Q:430:ARG:O	1:Q:434:LEU:HD13	2.08	0.53
1:S:368:THR:O	1:S:372:GLN:HB2	2.08	0.53
1:U:201:THR:HA	1:U:204:LEU:HD13	1.90	0.53
1:1:95:VAL:HG11	1:1:120:CYS:SG	2.49	0.53
1:A:404:TYR:CD2	1:A:449:LEU:HD22	2.43	0.53
1:C:506:VAL:O	1:C:510:VAL:HG23	2.08	0.53
1:C:637:GLN:HE21	1:C:641:ASN:HD21	1.57	0.53
1:C:664:ASN:C	1:C:666:THR:H	2.16	0.53
1:E:286:GLU:O	1:E:290:THR:HG23	2.09	0.53
1:G:491:LEU:HB3	1:G:510:VAL:HG13	1.90	0.53
1:G:552:PHE:CE1	1:G:581:PRO:HB3	2.44	0.53
1:K:170:THR:O	1:K:180:GLY:HA2	2.09	0.53
1:K:188:LYS:C	1:K:190:ASP:H	2.16	0.53
1:M:156:SER:HB3	1:M:342:GLY:HA3	1.90	0.53
1:M:172:ALA:O	1:M:178:LEU:HD12	2.08	0.53
1:O:149:TYR:O	1:O:150:GLN:C	2.52	0.53
1:Q:78:THR:HG21	1:Q:217:THR:C	2.33	0.53
1:S:184:ARG:HG2	1:S:185:VAL:N	2.23	0.53
1:S:244:PRO:HB2	1:S:249:MET:HE1	1.89	0.53
1:U:56:TRP:CE2	1:U:61:VAL:HG21	2.44	0.53
1:U:379:ALA:HB1	1:U:392:LEU:HD22	1.89	0.53
1:W:316:ARG:HA	1:W:374:TYR:HE1	1.72	0.53
1:3:86:LEU:HD23	1:3:221:SER:OG	2.09	0.53
1:C:61:VAL:HG13	2:D:85:VAL:HG22	1.91	0.53
1:C:62:THR:HG23	2:D:33:GLN:HA	1.90	0.53
1:C:172:ALA:O	1:C:178:LEU:HD12	2.09	0.53
2:D:45:ILE:HD13	2:D:64:LEU:HD22	1.89	0.53
1:E:21:SER:O	1:E:22:GLU:HG2	2.09	0.53
1:E:156:SER:HB3	1:E:342:GLY:HA3	1.91	0.53
2:F:34:LEU:HD22	2:F:39:LEU:CA	2.36	0.53
1:G:268:LYS:HD3	1:G:290:THR:HG22	1.90	0.53
1:I:336:TYR:C	1:I:338:ALA:H	2.17	0.53
1:K:20:LEU:O	1:K:21:SER:HB2	2.09	0.53
1:M:459:ILE:O	1:M:463:LEU:HD13	2.09	0.53

*Continued on next page...*

*Continued from previous page...*

Atom-1	Atom-2	Interatomic distance (Å)	Clash overlap (Å)
2:N:37:GLN:O	2:N:38:HIS:HB3	2.08	0.53
1:O:393:ILE:HG12	1:O:431:GLU:HG2	1.91	0.53
1:S:266:LEU:O	1:S:270:VAL:HG23	2.09	0.53
1:S:506:VAL:O	1:S:510:VAL:HG23	2.08	0.53
1:S:664:ASN:C	1:S:666:THR:H	2.16	0.53
1:W:491:LEU:HB3	1:W:510:VAL:HG13	1.91	0.53
1:W:664:ASN:C	1:W:666:THR:H	2.17	0.53
1:1:115:LEU:HD13	1:1:359:VAL:HG21	1.91	0.53
1:5:301:VAL:HG21	1:5:325:LEU:HD11	1.90	0.53
1:K:368:THR:O	1:K:372:GLN:HB2	2.09	0.53
1:M:491:LEU:HB3	1:M:510:VAL:HG13	1.91	0.53
2:N:34:LEU:HD21	2:N:78:ARG:HH11	1.74	0.53
1:O:637:GLN:HE21	1:O:641:ASN:HD21	1.57	0.53
1:S:111:VAL:HG21	1:S:358:THR:CG2	2.39	0.53
1:Y:29:ILE:H	1:Y:29:ILE:HD12	1.74	0.53
1:3:25:LEU:HD11	1:3:36:TYR:HB2	1.90	0.53
2:4:39:LEU:HD13	2:4:39:LEU:N	2.21	0.53
1:5:103:ASP:HB3	1:5:106:LYS:HB2	1.91	0.53
1:C:78:THR:HG21	1:C:217:THR:O	2.08	0.53
1:C:92:ILE:HD13	1:C:313:VAL:HG12	1.90	0.53
1:C:257:THR:HG23	1:C:260:SER:HB2	1.91	0.53
1:E:184:ARG:HG2	1:E:185:VAL:H	1.73	0.53
1:G:149:TYR:O	1:G:150:GLN:C	2.52	0.53
1:G:430:ARG:O	1:G:434:LEU:HD13	2.09	0.53
1:M:20:LEU:O	1:M:21:SER:HB3	2.08	0.53
1:O:107:VAL:O	1:O:108:HIS:C	2.51	0.53
1:Q:160:LEU:CD1	1:Q:338:ALA:HB2	2.36	0.53
1:S:286:GLU:O	1:S:290:THR:HG23	2.09	0.53
2:V:30:HIS:HE1	2:V:129:ASN:ND2	2.07	0.53
1:W:149:TYR:O	1:W:150:GLN:C	2.52	0.53
1:5:61:VAL:HG12	2:6:80:ALA:HB1	1.91	0.53
1:5:108:HIS:HB2	1:5:112:ILE:CD1	2.39	0.53
1:5:290:THR:O	1:5:294:VAL:HG23	2.08	0.53
1:A:162:ILE:HG22	1:A:163:ASN:H	1.74	0.52
1:C:68:MET:CE	1:C:210:PRO:HG2	2.39	0.52
1:G:66:ALA:CA	2:H:128:LEU:HD13	2.38	0.52
2:J:128:LEU:HD12	2:J:128:LEU:N	2.18	0.52
1:M:188:LYS:C	1:M:190:ASP:H	2.17	0.52
1:O:162:ILE:HG22	1:O:163:ASN:H	1.74	0.52
2:P:123:LEU:HA	2:P:126:ALA:HB3	1.90	0.52
1:Q:336:TYR:C	1:Q:338:ALA:H	2.16	0.52

*Continued on next page...*

*Continued from previous page...*

Atom-1	Atom-2	Interatomic distance (Å)	Clash overlap (Å)
1:Q:379:ALA:HB1	1:Q:392:LEU:HD22	1.89	0.52
1:Q:393:ILE:HG12	1:Q:431:GLU:HG2	1.92	0.52
1:S:270:VAL:HG13	1:S:516:ARG:HD2	1.90	0.52
1:S:356:MET:HG2	1:S:378:LEU:HD11	1.91	0.52
1:S:637:GLN:HE21	1:S:641:ASN:HD21	1.56	0.52
1:U:117:SER:HB2	1:U:118:PRO:HD2	1.90	0.52
1:Y:114:GLY:H	1:Y:117:SER:HB2	1.75	0.52
1:Y:172:ALA:O	1:Y:178:LEU:HD12	2.08	0.52
1:1:356:MET:HG2	1:1:378:LEU:HD11	1.91	0.52
1:3:23:VAL:HA	2:4:46:SER:HA	1.90	0.52
1:A:368:THR:O	1:A:372:GLN:HB2	2.09	0.52
1:C:25:LEU:HD13	1:C:27:LEU:HD21	1.91	0.52
1:C:286:GLU:O	1:C:290:THR:HG23	2.08	0.52
2:F:40:LEU:HD11	2:F:78:ARG:HD2	1.90	0.52
1:G:160:LEU:CD1	1:G:338:ALA:HB2	2.38	0.52
1:K:149:TYR:O	1:K:150:GLN:C	2.51	0.52
1:O:20:LEU:O	1:O:21:SER:CB	2.57	0.52
1:S:59:ALA:HB2	1:S:149:TYR:OH	2.10	0.52
1:U:459:ILE:O	1:U:463:LEU:HD13	2.09	0.52
1:5:393:ILE:HG12	1:5:431:GLU:HG2	1.90	0.52
2:6:60:SER:CB	2:6:83:LEU:HG	2.38	0.52
1:G:24:LYS:O	2:H:47:ASP:HA	2.08	0.52
1:K:491:LEU:HB3	1:K:510:VAL:HG13	1.91	0.52
2:L:35:ARG:H	2:L:35:ARG:CD	2.22	0.52
1:M:409:LEU:HD22	1:M:631:THR:O	2.10	0.52
1:O:170:THR:O	1:O:180:GLY:HA2	2.09	0.52
1:Q:664:ASN:C	1:Q:666:THR:H	2.18	0.52
1:U:59:ALA:O	1:U:61:VAL:N	2.42	0.52
1:W:257:THR:HG23	1:W:260:SER:HB2	1.91	0.52
1:W:506:VAL:O	1:W:510:VAL:HG23	2.09	0.52
1:1:336:TYR:C	1:1:338:ALA:H	2.16	0.52
1:5:188:LYS:C	1:5:190:ASP:H	2.18	0.52
2:B:41:ALA:O	2:B:45:ILE:HG12	2.09	0.52
2:B:42:LEU:HD22	2:B:45:ILE:HD11	1.92	0.52
1:C:111:VAL:HG11	1:C:358:THR:CG2	2.40	0.52
1:E:188:LYS:C	1:E:190:ASP:H	2.17	0.52
1:G:664:ASN:C	1:G:666:THR:H	2.16	0.52
1:I:286:GLU:O	1:I:290:THR:HG23	2.09	0.52
1:I:459:ILE:O	1:I:463:LEU:HD13	2.10	0.52
1:K:27:LEU:CD2	2:L:50:LEU:HD12	2.39	0.52
2:N:52:SER:H	2:N:55:THR:HG21	1.74	0.52

*Continued on next page...*

*Continued from previous page...*

Atom-1	Atom-2	Interatomic distance (Å)	Clash overlap (Å)
1:O:24:LYS:HB2	1:O:37:THR:HG22	1.92	0.52
1:S:71:ARG:NH1	1:S:208:ARG:HH21	2.07	0.52
1:U:89:PRO:HG2	1:U:256:MET:N	2.25	0.52
1:U:157:TYR:HA	1:U:171:GLY:O	2.10	0.52
1:U:336:TYR:C	1:U:338:ALA:H	2.18	0.52
1:C:393:ILE:HG12	1:C:431:GLU:HG2	1.90	0.52
1:E:526:ALA:HB1	1:E:529:LEU:HD12	1.92	0.52
1:G:57:ARG:HH11	2:H:39:LEU:CD2	2.22	0.52
1:G:270:VAL:HG13	1:G:516:ARG:HD2	1.91	0.52
1:G:452:ALA:HA	1:G:631:THR:CG2	2.39	0.52
1:I:40:TRP:O	1:I:44:MET:HG3	2.09	0.52
1:I:433:ARG:HD2	1:I:524:ARG:HE	1.75	0.52
1:I:664:ASN:C	1:I:666:THR:H	2.17	0.52
1:K:162:ILE:HG22	1:K:163:ASN:H	1.75	0.52
1:K:316:ARG:HA	1:K:374:TYR:HE1	1.74	0.52
1:M:301:VAL:HG21	1:M:325:LEU:HD11	1.91	0.52
1:O:266:LEU:O	1:O:270:VAL:HG23	2.09	0.52
1:Q:184:ARG:HG2	1:Q:185:VAL:N	2.24	0.52
1:S:21:SER:O	1:S:22:GLU:HB2	2.08	0.52
1:U:184:ARG:HG2	1:U:185:VAL:H	1.75	0.52
1:U:286:GLU:O	1:U:290:THR:HG23	2.09	0.52
1:Y:21:SER:CB	1:Y:41:THR:HB	2.34	0.52
1:Y:101:GLN:HB3	1:Y:122:LEU:CD2	2.40	0.52
2:Z:40:LEU:HD12	2:Z:78:ARG:HD2	1.92	0.52
1:5:244:PRO:HB2	1:5:249:MET:HE1	1.92	0.52
1:5:336:TYR:C	1:5:338:ALA:H	2.16	0.52
1:A:68:MET:HE3	1:A:210:PRO:HG2	1.92	0.52
1:E:149:TYR:O	1:E:150:GLN:C	2.52	0.52
1:I:452:ALA:HA	1:I:631:THR:CG2	2.35	0.52
2:N:130:ARG:HD3	2:N:131:TYR:CZ	2.44	0.52
1:O:102:VAL:HG11	1:O:351:LEU:HD13	1.92	0.52
1:U:404:TYR:CD2	1:U:449:LEU:HD22	2.45	0.52
1:W:336:TYR:C	1:W:338:ALA:H	2.18	0.52
2:Z:34:LEU:H	2:Z:34:LEU:HD12	1.75	0.52
2:Z:128:LEU:HD12	2:Z:128:LEU:N	2.14	0.52
1:1:188:LYS:C	1:1:190:ASP:H	2.18	0.52
1:1:482:LEU:HD11	1:1:529:LEU:HD11	1.90	0.52
1:3:356:MET:HG2	1:3:378:LEU:HD11	1.91	0.52
1:3:637:GLN:HE21	1:3:641:ASN:HD21	1.58	0.52
1:5:40:TRP:O	1:5:44:MET:HG3	2.10	0.52
1:5:86:LEU:HD12	1:5:221:SER:OG	2.10	0.52

*Continued on next page...*

*Continued from previous page...*

Atom-1	Atom-2	Interatomic distance (Å)	Clash overlap (Å)
1:5:149:TYR:O	1:5:150:GLN:C	2.53	0.52
1:C:29:ILE:HG22	1:C:30:GLU:N	2.24	0.52
1:G:459:ILE:O	1:G:463:LEU:HD13	2.10	0.52
1:K:301:VAL:HG21	1:K:325:LEU:HD11	1.92	0.52
1:K:459:ILE:O	1:K:463:LEU:HD13	2.10	0.52
1:M:162:ILE:HG22	1:M:163:ASN:H	1.74	0.52
1:M:302:GLY:CA	1:M:343:MET:HE1	2.39	0.52
1:O:664:ASN:C	1:O:666:THR:H	2.17	0.52
1:Q:544:ILE:HG22	1:Q:553:ILE:HG12	1.91	0.52
2:T:39:LEU:HD13	2:T:39:LEU:H	1.75	0.52
1:U:244:PRO:HB2	1:U:249:MET:HE1	1.91	0.52
1:U:637:GLN:HE21	1:U:641:ASN:HD21	1.56	0.52
1:W:62:THR:HG21	2:X:34:LEU:HG	1.90	0.52
1:W:170:THR:O	1:W:180:GLY:HA2	2.10	0.52
1:C:266:LEU:O	1:C:270:VAL:HG23	2.10	0.52
1:C:430:ARG:O	1:C:434:LEU:HD13	2.10	0.52
1:C:491:LEU:HB3	1:C:510:VAL:HG13	1.91	0.52
1:E:56:TRP:CZ2	1:E:61:VAL:HG11	2.44	0.52
1:E:160:LEU:CD1	1:E:338:ALA:HB2	2.36	0.52
1:E:204:LEU:HD23	1:E:213:TYR:CE2	2.45	0.52
1:G:56:TRP:CZ2	1:G:61:VAL:HG11	2.45	0.52
1:G:506:VAL:O	1:G:510:VAL:HG23	2.10	0.52
1:O:24:LYS:HD3	1:O:37:THR:HG22	1.91	0.52
1:O:244:PRO:HB2	1:O:249:MET:HE1	1.91	0.52
1:Q:20:LEU:HD12	1:Q:21:SER:H	1.73	0.52
1:S:20:LEU:HD23	1:S:21:SER:N	2.23	0.52
1:W:188:LYS:C	1:W:190:ASP:H	2.18	0.52
1:3:257:THR:HG23	1:3:260:SER:HB2	1.92	0.52
1:3:409:LEU:HD21	1:3:632:THR:CG2	2.36	0.52
1:G:301:VAL:HG21	1:G:325:LEU:HD11	1.92	0.52
1:I:157:TYR:HA	1:I:171:GLY:O	2.10	0.52
1:I:184:ARG:HG2	1:I:185:VAL:H	1.73	0.52
1:K:257:THR:HG23	1:K:260:SER:HB2	1.92	0.52
1:M:111:VAL:HG12	1:M:113:SER:H	1.74	0.52
1:M:244:PRO:HB2	1:M:249:MET:HE1	1.91	0.52
1:M:404:TYR:CD2	1:M:449:LEU:HD22	2.44	0.52
1:O:64:ASP:HB3	2:P:32:THR:HA	1.91	0.52
1:Q:162:ILE:HG22	1:Q:163:ASN:H	1.72	0.52
1:S:429:LEU:HD11	1:S:433:ARG:HH12	1.75	0.52
1:S:577:LEU:HD11	1:S:628:LEU:HD21	1.92	0.52
2:T:130:ARG:HG3	2:T:131:TYR:CE2	2.45	0.52

*Continued on next page...*

*Continued from previous page...*

Atom-1	Atom-2	Interatomic distance (Å)	Clash overlap (Å)
1:W:78:THR:C	1:W:80:GLY:H	2.18	0.52
1:W:95:VAL:HG22	1:W:96:SER:N	2.25	0.52
1:1:577:LEU:HD11	1:1:628:LEU:HD21	1.91	0.52
1:A:524:ARG:HD3	1:A:524:ARG:N	2.25	0.52
1:C:40:TRP:O	1:C:44:MET:HG3	2.09	0.52
1:C:64:ASP:HB3	2:D:32:THR:HA	1.92	0.52
1:C:68:MET:HE1	2:D:83:LEU:HD12	1.92	0.52
1:E:149:TYR:CE2	1:E:208:ARG:HA	2.45	0.52
1:K:59:ALA:HB2	1:K:149:TYR:OH	2.10	0.52
1:K:577:LEU:HD11	1:K:628:LEU:HD21	1.92	0.52
1:U:552:PHE:CE1	1:U:581:PRO:HB3	2.45	0.52
1:W:68:MET:HE3	1:W:210:PRO:HG2	1.92	0.52
1:W:448:LEU:HD22	1:W:546:PRO:O	2.10	0.52
1:Y:204:LEU:HD23	1:Y:213:TYR:CE2	2.45	0.52
1:Y:301:VAL:HG21	1:Y:325:LEU:HD11	1.91	0.52
1:Y:552:PHE:CE1	1:Y:581:PRO:HB3	2.45	0.52
2:Z:34:LEU:HD22	2:Z:38:HIS:O	2.09	0.52
2:4:42:LEU:HD11	2:4:88:PHE:CZ	2.45	0.52
1:5:543:MET:HE2	1:5:545:ILE:CG1	2.40	0.52
1:A:188:LYS:C	1:A:190:ASP:H	2.16	0.51
1:C:162:ILE:HG22	1:C:163:ASN:H	1.75	0.51
1:C:522:GLU:HB3	1:C:524:ARG:HH21	1.75	0.51
1:E:82:LEU:O	1:E:219:ALA:HA	2.10	0.51
1:G:170:THR:O	1:G:180:GLY:HA2	2.11	0.51
1:G:368:THR:O	1:G:372:GLN:HB2	2.11	0.51
1:K:286:GLU:O	1:K:290:THR:HG23	2.10	0.51
1:K:409:LEU:HD22	1:K:631:THR:O	2.10	0.51
1:K:506:VAL:O	1:K:510:VAL:HG23	2.10	0.51
1:M:430:ARG:O	1:M:434:LEU:HD13	2.09	0.51
2:N:35:ARG:HB2	2:N:37:GLN:HE21	1.74	0.51
1:O:23:VAL:HG11	2:P:42:LEU:CD2	2.40	0.51
1:O:23:VAL:HG11	2:P:42:LEU:HD21	1.93	0.51
1:O:59:ALA:O	1:O:61:VAL:N	2.43	0.51
1:S:111:VAL:HG22	1:S:354:MET:HB3	1.91	0.51
1:S:482:LEU:HD11	1:S:529:LEU:HD11	1.92	0.51
1:W:356:MET:HG2	1:W:378:LEU:HD11	1.92	0.51
1:Y:651:PHE:CD1	1:Y:671:ALA:HA	2.45	0.51
1:3:100:MET:O	1:3:102:VAL:HG23	2.09	0.51
1:3:167:PHE:CZ	1:3:288:LEU:HD11	2.45	0.51
1:5:356:MET:HG2	1:5:378:LEU:HD11	1.90	0.51
1:C:516:ARG:HH11	1:C:516:ARG:HG3	1.76	0.51

*Continued on next page...*

*Continued from previous page...*

Atom-1	Atom-2	Interatomic distance (Å)	Clash overlap (Å)
1:E:527:TRP:C	1:E:529:LEU:H	2.17	0.51
1:G:20:LEU:HD23	1:G:21:SER:H	1.74	0.51
1:G:482:LEU:HD11	1:G:529:LEU:HD11	1.92	0.51
1:G:651:PHE:CD1	1:G:671:ALA:HA	2.45	0.51
1:I:27:LEU:CD2	2:J:50:LEU:HD12	2.40	0.51
1:K:664:ASN:C	1:K:666:THR:H	2.18	0.51
1:Q:188:LYS:C	1:Q:190:ASP:H	2.18	0.51
1:U:393:ILE:HG12	1:U:431:GLU:HG2	1.91	0.51
1:U:577:LEU:HD11	1:U:628:LEU:HD21	1.92	0.51
1:W:204:LEU:HD23	1:W:213:TYR:CE2	2.45	0.51
1:Y:99:SER:HB2	1:Y:119:ALA:HA	1.92	0.51
1:Y:393:ILE:HG12	1:Y:431:GLU:HG2	1.92	0.51
1:3:336:TYR:C	1:3:338:ALA:H	2.18	0.51
2:4:81:ASN:O	2:4:85:VAL:HG23	2.09	0.51
1:A:71:ARG:HH21	1:A:209:GLY:HA3	1.73	0.51
1:C:459:ILE:O	1:C:463:LEU:HD13	2.10	0.51
2:D:40:LEU:HD23	2:D:40:LEU:H	1.76	0.51
1:E:156:SER:CB	1:E:342:GLY:HA3	2.40	0.51
1:E:329:LYS:NZ	1:E:344:GLN:NE2	2.58	0.51
1:I:68:MET:CE	1:I:210:PRO:HG2	2.40	0.51
1:K:184:ARG:HG2	1:K:185:VAL:H	1.76	0.51
1:K:404:TYR:CD2	1:K:449:LEU:HD22	2.46	0.51
1:O:184:ARG:HG2	1:O:185:VAL:H	1.73	0.51
1:Q:637:GLN:HE21	1:Q:641:ASN:HD21	1.57	0.51
1:S:522:GLU:C	1:S:524:ARG:H	2.18	0.51
1:U:149:TYR:O	1:U:150:GLN:C	2.52	0.51
1:W:20:LEU:HG	1:W:40:TRP:CZ3	2.45	0.51
1:W:552:PHE:CE1	1:W:581:PRO:HB3	2.45	0.51
1:W:637:GLN:HE21	1:W:641:ASN:HD21	1.59	0.51
1:1:664:ASN:C	1:1:666:THR:H	2.18	0.51
1:3:149:TYR:O	1:3:150:GLN:C	2.52	0.51
1:A:170:THR:O	1:A:180:GLY:HA2	2.10	0.51
1:A:266:LEU:O	1:A:270:VAL:HG23	2.10	0.51
1:C:114:GLY:H	1:C:117:SER:HB2	1.75	0.51
1:E:40:TRP:O	1:E:44:MET:HG3	2.11	0.51
1:I:204:LEU:HD23	1:I:213:TYR:CE2	2.46	0.51
1:K:160:LEU:CD1	1:K:338:ALA:HB2	2.38	0.51
1:M:543:MET:HE2	1:M:545:ILE:CG1	2.40	0.51
1:O:21:SER:O	1:O:22:GLU:CB	2.56	0.51
1:O:286:GLU:O	1:O:290:THR:HG23	2.10	0.51
1:O:415:THR:HG23	1:O:418:ARG:N	2.24	0.51

*Continued on next page...*

*Continued from previous page...*

Atom-1	Atom-2	Interatomic distance (Å)	Clash overlap (Å)
2:P:31:VAL:O	2:P:32:THR:HG23	2.10	0.51
1:Q:506:VAL:O	1:Q:510:VAL:HG23	2.10	0.51
1:Y:65:LEU:HB3	2:Z:128:LEU:HD23	1.91	0.51
1:1:106:LYS:HE3	1:1:106:LYS:HA	1.93	0.51
1:3:149:TYR:CE2	1:3:208:ARG:HA	2.45	0.51
1:3:393:ILE:HB	1:3:439:GLN:NE2	2.25	0.51
1:3:664:ASN:C	1:3:666:THR:H	2.18	0.51
1:A:506:VAL:O	1:A:510:VAL:HG23	2.10	0.51
1:C:301:VAL:HG21	1:C:325:LEU:HD11	1.93	0.51
1:E:184:ARG:HG2	1:E:185:VAL:N	2.25	0.51
1:E:404:TYR:CD2	1:E:449:LEU:HD22	2.46	0.51
1:I:170:THR:O	1:I:180:GLY:HA2	2.11	0.51
1:K:64:ASP:HB3	2:L:32:THR:HA	1.91	0.51
1:K:82:LEU:HD21	1:K:247:LYS:HE2	1.91	0.51
1:O:157:TYR:HA	1:O:171:GLY:O	2.10	0.51
1:O:184:ARG:HG2	1:O:185:VAL:N	2.26	0.51
1:S:379:ALA:HB1	1:S:392:LEU:HD22	1.92	0.51
1:S:552:PHE:CE1	1:S:581:PRO:HB3	2.45	0.51
1:U:368:THR:O	1:U:372:GLN:HB2	2.11	0.51
1:Y:160:LEU:CD1	1:Y:338:ALA:HB2	2.39	0.51
1:Y:170:THR:O	1:Y:180:GLY:HA2	2.10	0.51
1:1:86:LEU:HD11	1:1:251:SER:HA	1.92	0.51
1:3:188:LYS:C	1:3:190:ASP:H	2.18	0.51
1:5:204:LEU:HD23	1:5:213:TYR:CE2	2.46	0.51
1:5:452:ALA:HA	1:5:631:THR:CG2	2.38	0.51
1:5:459:ILE:O	1:5:463:LEU:HD13	2.11	0.51
1:A:393:ILE:HG12	1:A:431:GLU:HG2	1.92	0.51
1:C:188:LYS:C	1:C:190:ASP:H	2.18	0.51
2:D:45:ILE:HA	2:D:66:SER:HB3	1.92	0.51
1:E:664:ASN:C	1:E:666:THR:H	2.18	0.51
1:G:68:MET:HE3	1:G:210:PRO:HG2	1.92	0.51
1:G:188:LYS:C	1:G:190:ASP:H	2.18	0.51
1:G:551:THR:CG2	1:G:585:ASN:HD21	2.24	0.51
1:I:99:SER:HA	1:I:118:PRO:O	2.10	0.51
1:I:301:VAL:HG21	1:I:325:LEU:HD11	1.92	0.51
1:I:393:ILE:HG12	1:I:431:GLU:HG2	1.92	0.51
1:K:393:ILE:HG12	1:K:431:GLU:HG2	1.93	0.51
1:Q:301:VAL:HG21	1:Q:325:LEU:HD11	1.92	0.51
1:S:543:MET:HE2	1:S:545:ILE:CG1	2.40	0.51
1:U:91:ASP:HB3	1:U:92:ILE:HD12	1.93	0.51
1:U:188:LYS:C	1:U:190:ASP:H	2.17	0.51

*Continued on next page...*

*Continued from previous page...*

Atom-1	Atom-2	Interatomic distance (Å)	Clash overlap (Å)
1:U:664:ASN:C	1:U:666:THR:H	2.18	0.51
1:Y:149:TYR:O	1:Y:150:GLN:C	2.53	0.51
1:3:459:ILE:O	1:3:463:LEU:HD13	2.10	0.51
1:A:57:ARG:NH1	2:B:39:LEU:HD22	2.23	0.51
1:A:459:ILE:O	1:A:463:LEU:HD13	2.11	0.51
1:A:664:ASN:C	1:A:666:THR:H	2.18	0.51
1:C:91:ASP:OD2	1:C:317:TRP:HH2	1.93	0.51
1:C:148:PHE:CZ	1:C:229:VAL:HG21	2.46	0.51
1:C:149:TYR:CE2	1:C:208:ARG:HA	2.46	0.51
1:C:393:ILE:HB	1:C:439:GLN:NE2	2.26	0.51
1:I:89:PRO:HG2	1:I:256:MET:H	1.76	0.51
1:I:149:TYR:O	1:I:150:GLN:C	2.52	0.51
1:I:506:VAL:O	1:I:510:VAL:HG23	2.10	0.51
1:M:61:VAL:HG12	2:N:80:ALA:HB1	1.92	0.51
2:R:26:TYR:CD2	2:R:49:TYR:HB3	2.46	0.51
2:V:60:SER:CB	2:V:83:LEU:HG	2.41	0.51
2:Z:52:SER:H	2:Z:55:THR:CG2	2.22	0.51
1:3:526:ALA:HB1	1:3:529:LEU:HD22	1.93	0.51
1:5:92:ILE:HG23	1:5:313:VAL:HA	1.93	0.51
1:A:490:LYS:HZ2	1:A:626:GLU:HB3	1.76	0.51
1:C:170:THR:O	1:C:180:GLY:HA2	2.11	0.51
1:C:614:PHE:HA	1:C:617:PHE:CD2	2.46	0.51
1:I:244:PRO:HB2	1:I:249:MET:HE1	1.92	0.51
1:I:577:LEU:HD11	1:I:628:LEU:HD21	1.93	0.51
1:K:78:THR:C	1:K:80:GLY:H	2.18	0.51
1:O:24:LYS:HB2	1:O:37:THR:HA	1.91	0.51
1:O:160:LEU:CD1	1:O:338:ALA:HB2	2.40	0.51
1:O:506:VAL:O	1:O:510:VAL:HG23	2.11	0.51
1:S:162:ILE:HG22	1:S:163:ASN:H	1.75	0.51
1:W:298:PHE:O	1:W:343:MET:HE2	2.11	0.51
1:Y:664:ASN:C	1:Y:666:THR:H	2.17	0.51
1:1:56:TRP:CH2	1:1:61:VAL:HG11	2.46	0.51
1:3:186:THR:HG22	1:3:187:GLU:H	1.76	0.51
2:4:60:SER:CB	2:4:83:LEU:HG	2.40	0.51
1:5:664:ASN:C	1:5:666:THR:H	2.17	0.51
1:G:25:LEU:HD12	1:G:25:LEU:O	2.11	0.51
1:G:393:ILE:HG12	1:G:431:GLU:HG2	1.92	0.51
1:G:456:ALA:N	1:G:630:THR:HG22	2.09	0.51
1:I:68:MET:HE3	1:I:210:PRO:HG2	1.93	0.51
1:K:552:PHE:CE1	1:K:581:PRO:HB3	2.45	0.51
1:U:70:ASN:CB	1:U:73:LYS:HE2	2.41	0.51

*Continued on next page...*

*Continued from previous page...*

Atom-1	Atom-2	Interatomic distance (Å)	Clash overlap (Å)
1:Y:448:LEU:HD22	1:Y:546:PRO:O	2.11	0.51
1:5:72:TYR:C	1:5:74:LEU:H	2.18	0.51
1:5:75:ILE:HD12	1:5:75:ILE:H	1.76	0.51
2:B:40:LEU:HD12	2:B:45:ILE:HG21	1.93	0.51
1:C:160:LEU:CD1	1:C:338:ALA:HB2	2.37	0.51
1:C:551:THR:CG2	1:C:585:ASN:HD21	2.24	0.51
1:G:27:LEU:CD2	2:H:50:LEU:HD12	2.41	0.51
1:I:188:LYS:C	1:I:190:ASP:H	2.19	0.51
1:K:148:PHE:CZ	1:K:229:VAL:HG21	2.45	0.51
1:M:27:LEU:HD21	2:N:111:LEU:CD1	2.40	0.51
1:U:100:MET:HB2	1:U:119:ALA:HA	1.93	0.51
1:W:157:TYR:HA	1:W:171:GLY:O	2.11	0.51
1:W:162:ILE:HG22	1:W:163:ASN:H	1.76	0.51
1:Y:404:TYR:CD2	1:Y:449:LEU:HD22	2.46	0.51
1:5:149:TYR:CE2	1:5:208:ARG:HA	2.46	0.51
1:C:320:LYS:HA	1:C:377:ARG:CD	2.40	0.50
2:F:81:ASN:O	2:F:85:VAL:HG23	2.12	0.50
1:I:20:LEU:O	1:I:21:SER:CB	2.59	0.50
1:K:63:GLU:HA	2:L:33:GLN:HG3	1.93	0.50
1:M:112:ILE:O	1:M:113:SER:HB3	2.11	0.50
1:M:393:ILE:HG12	1:M:431:GLU:HG2	1.93	0.50
1:U:40:TRP:O	1:U:44:MET:HG3	2.11	0.50
1:1:422:PHE:CD1	1:1:475:PHE:HB2	2.46	0.50
1:A:71:ARG:NH1	1:A:208:ARG:NH2	2.59	0.50
1:C:149:TYR:O	1:C:150:GLN:C	2.52	0.50
1:I:57:ARG:NH1	2:J:39:LEU:HG	2.26	0.50
2:P:85:VAL:O	2:P:88:PHE:HB3	2.11	0.50
2:P:123:LEU:HA	2:P:126:ALA:CB	2.41	0.50
2:T:26:TYR:CG	2:T:27:PRO:HD2	2.47	0.50
1:1:557:ASP:OD2	1:1:559:GLU:HB2	2.11	0.50
1:3:415:THR:HG23	1:3:418:ARG:N	2.24	0.50
1:3:459:ILE:CG2	1:3:494:MET:HG2	2.41	0.50
1:5:108:HIS:HB2	1:5:112:ILE:HD12	1.93	0.50
1:5:170:THR:O	1:5:180:GLY:HA2	2.11	0.50
1:A:286:GLU:O	1:A:290:THR:HG23	2.11	0.50
2:B:52:SER:H	2:B:55:THR:HG21	1.76	0.50
1:C:404:TYR:CD2	1:C:449:LEU:HD22	2.46	0.50
2:D:85:VAL:O	2:D:88:PHE:HB3	2.11	0.50
1:G:149:TYR:CE2	1:G:208:ARG:HA	2.46	0.50
2:H:81:ASN:O	2:H:85:VAL:HG23	2.12	0.50
1:I:24:LYS:CG	1:I:37:THR:HG22	2.42	0.50

*Continued on next page...*

*Continued from previous page...*

Atom-1	Atom-2	Interatomic distance (Å)	Clash overlap (Å)
1:O:40:TRP:O	1:O:44:MET:HG3	2.12	0.50
1:Q:409:LEU:HD21	1:Q:632:THR:CG2	2.34	0.50
1:S:157:TYR:HA	1:S:171:GLY:O	2.11	0.50
1:U:184:ARG:HG2	1:U:185:VAL:N	2.27	0.50
1:U:459:ILE:CG2	1:U:494:MET:HG2	2.42	0.50
1:W:60:ASN:HB3	1:W:63:GLU:HB2	1.93	0.50
1:W:543:MET:HE2	1:W:545:ILE:CG1	2.41	0.50
1:Y:129:GLN:CG	1:Y:345:SER:HB2	2.41	0.50
1:Y:459:ILE:CG2	1:Y:494:MET:HG2	2.41	0.50
1:A:316:ARG:HA	1:A:374:TYR:CE1	2.46	0.50
1:E:83:GLY:HA2	1:E:220:GLN:H	1.76	0.50
1:G:23:VAL:CG2	1:G:40:TRP:HE1	2.24	0.50
1:I:160:LEU:CD1	1:I:338:ALA:HB2	2.39	0.50
2:J:60:SER:CB	2:J:83:LEU:HG	2.41	0.50
1:K:316:ARG:HA	1:K:374:TYR:CE1	2.47	0.50
1:O:116:ASN:HD22	1:O:116:ASN:N	2.09	0.50
1:S:551:THR:CG2	1:S:585:ASN:HD21	2.25	0.50
1:S:614:PHE:O	1:S:634:ILE:HD12	2.11	0.50
1:U:100:MET:CB	1:U:119:ALA:HA	2.42	0.50
1:Y:415:THR:HG23	1:Y:418:ARG:N	2.25	0.50
1:Y:577:LEU:HD11	1:Y:628:LEU:HD21	1.94	0.50
1:5:95:VAL:HG22	1:5:96:SER:N	2.26	0.50
1:5:157:TYR:HA	1:5:171:GLY:O	2.12	0.50
1:A:40:TRP:CZ2	2:B:42:LEU:HD12	2.47	0.50
1:A:107:VAL:CG2	1:A:350:ARG:HD3	2.39	0.50
1:E:272:LEU:HD21	1:E:287:THR:HA	1.94	0.50
2:H:101:THR:HG23	2:H:105:ARG:CZ	2.42	0.50
1:I:25:LEU:O	1:I:25:LEU:HD12	2.11	0.50
1:I:148:PHE:CE2	1:I:229:VAL:HG21	2.47	0.50
1:I:328:LEU:O	1:I:331:ILE:HG22	2.12	0.50
2:N:35:ARG:H	2:N:37:GLN:HE21	1.58	0.50
1:Q:27:LEU:HD22	2:R:50:LEU:HD12	1.92	0.50
1:S:448:LEU:HD22	1:S:546:PRO:O	2.11	0.50
1:U:149:TYR:CE2	1:U:208:ARG:HA	2.47	0.50
1:W:184:ARG:HG2	1:W:185:VAL:H	1.77	0.50
2:X:42:LEU:HD23	2:X:45:ILE:CD1	2.41	0.50
1:Y:184:ARG:HG2	1:Y:185:VAL:N	2.27	0.50
2:6:59:PHE:HE2	2:6:130:ARG:HB2	1.75	0.50
1:A:244:PRO:HB2	1:A:249:MET:HE1	1.94	0.50
2:B:81:ASN:O	2:B:85:VAL:HG23	2.10	0.50
1:C:24:LYS:CB	1:C:37:THR:HG22	2.42	0.50

*Continued on next page...*

*Continued from previous page...*

Atom-1	Atom-2	Interatomic distance (Å)	Clash overlap (Å)
1:E:162:ILE:HG22	1:E:163:ASN:H	1.75	0.50
1:G:383:TYR:CD1	1:G:430:ARG:HD3	2.46	0.50
1:I:107:VAL:HG11	1:I:350:ARG:HB3	1.93	0.50
1:K:23:VAL:HG23	2:L:46:SER:HA	1.93	0.50
1:K:111:VAL:C	1:K:112:ILE:HG13	2.35	0.50
1:M:170:THR:O	1:M:180:GLY:HA2	2.12	0.50
1:M:356:MET:HG2	1:M:378:LEU:HD11	1.94	0.50
1:M:529:LEU:HD13	1:M:544:ILE:HD12	1.93	0.50
1:1:75:ILE:O	1:1:76:TYR:C	2.54	0.50
1:3:70:ASN:N	1:3:70:ASN:ND2	2.60	0.50
1:5:272:LEU:HD21	1:5:287:THR:HA	1.93	0.50
1:C:415:THR:HG23	1:C:418:ARG:N	2.25	0.50
1:M:40:TRP:O	1:M:44:MET:HG3	2.12	0.50
1:M:169:TYR:OH	1:M:292:PHE:HA	2.11	0.50
1:M:637:GLN:HE21	1:M:641:ASN:HD21	1.59	0.50
1:O:75:ILE:HG21	1:O:211:PHE:HE1	1.76	0.50
1:O:356:MET:HG2	1:O:378:LEU:HD11	1.94	0.50
1:S:59:ALA:O	1:S:61:VAL:N	2.45	0.50
1:U:270:VAL:HG12	1:U:274:MET:HE2	1.94	0.50
2:X:38:HIS:C	2:X:39:LEU:HD13	2.36	0.50
2:X:128:LEU:H	2:X:128:LEU:HD12	1.77	0.50
1:Y:95:VAL:HG22	1:Y:96:SER:N	2.23	0.50
1:Y:149:TYR:CE2	1:Y:208:ARG:HA	2.47	0.50
1:1:162:ILE:HG22	1:1:163:ASN:H	1.75	0.50
1:1:459:ILE:CG2	1:1:494:MET:HG2	2.42	0.50
1:5:459:ILE:CG2	1:5:494:MET:HG2	2.42	0.50
1:A:356:MET:HG2	1:A:378:LEU:HD11	1.93	0.50
1:C:270:VAL:HG13	1:C:516:ARG:HD2	1.93	0.50
1:E:167:PHE:CZ	1:E:288:LEU:HD11	2.47	0.50
1:G:356:MET:HG2	1:G:378:LEU:HD11	1.93	0.50
1:K:482:LEU:HD13	1:K:544:ILE:HG13	1.93	0.50
1:M:455:SER:HB2	1:M:630:THR:HB	1.93	0.50
1:M:614:PHE:HA	1:M:617:PHE:CD2	2.47	0.50
2:N:81:ASN:O	2:N:85:VAL:HG23	2.12	0.50
1:O:156:SER:CB	1:O:342:GLY:HA3	2.42	0.50
1:O:257:THR:HG23	1:O:260:SER:HB2	1.94	0.50
1:S:148:PHE:CZ	1:S:229:VAL:HG21	2.47	0.50
1:U:162:ILE:HG22	1:U:163:ASN:H	1.75	0.50
1:1:170:THR:O	1:1:180:GLY:HA2	2.11	0.50
1:3:86:LEU:HB3	1:3:255:THR:HG23	1.94	0.50
1:3:448:LEU:HD22	1:3:546:PRO:O	2.12	0.50

*Continued on next page...*

*Continued from previous page...*

Atom-1	Atom-2	Interatomic distance (Å)	Clash overlap (Å)
1:A:184:ARG:HG2	1:A:185:VAL:N	2.27	0.50
1:G:450:SER:HB2	1:G:477:PRO:O	2.12	0.50
1:I:404:TYR:CD2	1:I:449:LEU:HD22	2.46	0.50
1:K:82:LEU:HD21	1:K:247:LYS:HG2	1.94	0.50
1:Q:614:PHE:O	1:Q:634:ILE:HD12	2.12	0.50
1:S:148:PHE:CE2	1:S:229:VAL:HG21	2.47	0.50
1:U:328:LEU:O	1:U:331:ILE:HG22	2.12	0.50
1:U:564:ALA:O	1:U:581:PRO:HD2	2.12	0.50
1:W:65:LEU:HB3	2:X:128:LEU:HB3	1.94	0.50
1:Y:23:VAL:CG2	1:Y:40:TRP:HE1	2.24	0.50
1:Y:637:GLN:HE21	1:Y:641:ASN:HD21	1.60	0.50
1:5:68:MET:CE	1:5:210:PRO:HG2	2.41	0.50
1:E:455:SER:HB2	1:E:630:THR:HB	1.94	0.49
1:G:204:LEU:HD23	1:G:213:TYR:CE2	2.46	0.49
1:G:328:LEU:O	1:G:331:ILE:HG22	2.12	0.49
1:G:455:SER:O	1:G:459:ILE:HG22	2.12	0.49
1:I:543:MET:HE2	1:I:545:ILE:CG1	2.41	0.49
1:K:551:THR:CG2	1:K:585:ASN:HD21	2.25	0.49
1:M:69:LEU:O	1:M:73:LYS:HG2	2.12	0.49
1:M:148:PHE:CZ	1:M:229:VAL:HG21	2.47	0.49
1:M:551:THR:CG2	1:M:585:ASN:HD21	2.25	0.49
2:P:32:THR:O	2:P:34:LEU:N	2.45	0.49
1:S:107:VAL:O	1:S:108:HIS:C	2.54	0.49
1:U:65:LEU:HB3	2:V:128:LEU:HD12	1.94	0.49
1:Y:162:ILE:HG22	1:Y:163:ASN:H	1.75	0.49
1:Y:184:ARG:HG2	1:Y:185:VAL:H	1.76	0.49
1:Y:272:LEU:HD21	1:Y:287:THR:HA	1.94	0.49
1:5:162:ILE:HG22	1:5:163:ASN:H	1.76	0.49
1:A:551:THR:CG2	1:A:585:ASN:HD21	2.25	0.49
1:C:148:PHE:CE2	1:C:229:VAL:HG21	2.48	0.49
1:E:415:THR:HG23	1:E:418:ARG:N	2.25	0.49
1:E:614:PHE:O	1:E:634:ILE:HD12	2.13	0.49
1:K:82:LEU:O	1:K:219:ALA:HA	2.12	0.49
1:K:148:PHE:CE2	1:K:229:VAL:HG21	2.47	0.49
1:Q:316:ARG:HA	1:Q:374:TYR:HE1	1.78	0.49
1:Q:346:TYR:HB2	1:Q:385:LYS:HD2	1.94	0.49
1:U:56:TRP:CB	2:V:42:LEU:HD11	2.42	0.49
1:U:156:SER:HB3	1:U:342:GLY:HA3	1.94	0.49
1:U:272:LEU:HD21	1:U:287:THR:HA	1.94	0.49
1:W:524:ARG:HA	1:W:527:TRP:CD1	2.47	0.49
1:Y:59:ALA:O	1:Y:61:VAL:N	2.44	0.49

*Continued on next page...*

*Continued from previous page...*

Atom-1	Atom-2	Interatomic distance (Å)	Clash overlap (Å)
1:1:543:MET:HE2	1:1:545:ILE:CG1	2.42	0.49
2:2:81:ASN:O	2:2:85:VAL:HG23	2.11	0.49
1:3:27:LEU:CG	1:3:28:ASP:H	2.24	0.49
1:5:57:ARG:NH1	2:6:39:LEU:HG	2.27	0.49
1:5:584:MET:HA	1:5:584:MET:HE3	1.93	0.49
1:A:89:PRO:HG2	1:A:256:MET:N	2.26	0.49
1:A:149:TYR:CE2	1:A:208:ARG:HA	2.48	0.49
1:A:383:TYR:CD1	1:A:430:ARG:HD3	2.47	0.49
1:A:524:ARG:HD3	1:A:524:ARG:H	1.77	0.49
1:A:543:MET:HE2	1:A:545:ILE:CG1	2.42	0.49
1:E:58:GLU:OE1	1:E:150:GLN:HB2	2.11	0.49
1:E:328:LEU:O	1:E:331:ILE:HG22	2.11	0.49
1:I:184:ARG:HG2	1:I:185:VAL:N	2.26	0.49
1:I:257:THR:HG23	1:I:260:SER:HB2	1.94	0.49
2:N:52:SER:O	2:N:55:THR:HG22	2.12	0.49
1:O:103:ASP:OD1	1:O:105:SER:HB3	2.12	0.49
1:S:179:MET:HG2	1:S:197:VAL:HG22	1.94	0.49
2:T:52:SER:O	2:T:55:THR:HG22	2.12	0.49
1:U:170:THR:O	1:U:180:GLY:HA2	2.12	0.49
1:U:316:ARG:HA	1:U:374:TYR:CE1	2.47	0.49
1:U:356:MET:HG2	1:U:378:LEU:HD11	1.93	0.49
1:Y:40:TRP:O	1:Y:44:MET:HG3	2.13	0.49
1:1:286:GLU:O	1:1:290:THR:HG23	2.12	0.49
1:3:170:THR:O	1:3:180:GLY:HA2	2.11	0.49
1:3:184:ARG:HG2	1:3:185:VAL:H	1.77	0.49
1:3:290:THR:O	1:3:294:VAL:HG23	2.12	0.49
1:3:404:TYR:CD2	1:3:449:LEU:HD22	2.47	0.49
1:3:543:MET:HE2	1:3:545:ILE:CG1	2.42	0.49
2:D:33:GLN:O	2:D:34:LEU:C	2.55	0.49
2:D:34:LEU:HD23	2:D:39:LEU:HA	1.94	0.49
1:E:356:MET:HG2	1:E:378:LEU:HD11	1.94	0.49
2:F:57:ASP:HB2	2:F:130:ARG:HH22	1.78	0.49
1:G:86:LEU:HD22	1:G:255:THR:HG23	1.94	0.49
1:I:103:ASP:OD2	1:I:106:LYS:HB2	2.12	0.49
1:I:415:THR:HG23	1:I:418:ARG:N	2.24	0.49
1:I:459:ILE:CG2	1:I:494:MET:HG2	2.42	0.49
1:I:493:SER:HB3	1:I:626:GLU:HG2	1.95	0.49
2:N:39:LEU:CD1	2:N:39:LEU:H	2.25	0.49
2:N:40:LEU:HB3	2:N:45:ILE:HD11	1.95	0.49
1:O:564:ALA:O	1:O:581:PRO:HD2	2.13	0.49
1:Q:40:TRP:O	1:Q:44:MET:HG3	2.13	0.49

*Continued on next page...*

*Continued from previous page...*

Atom-1	Atom-2	Interatomic distance (Å)	Clash overlap (Å)
1:Q:169:TYR:OH	1:Q:292:PHE:HA	2.12	0.49
1:S:188:LYS:C	1:S:190:ASP:H	2.19	0.49
1:S:584:MET:HA	1:S:584:MET:HE3	1.94	0.49
2:T:40:LEU:HD21	2:T:78:ARG:CD	2.28	0.49
1:W:86:LEU:CD1	1:W:251:SER:HA	2.42	0.49
1:W:346:TYR:HB2	1:W:385:LYS:HD2	1.95	0.49
1:Y:157:TYR:HA	1:Y:171:GLY:O	2.12	0.49
1:Y:459:ILE:O	1:Y:463:LEU:HD13	2.11	0.49
1:1:76:TYR:HB3	1:1:230:THR:HG23	1.94	0.49
1:3:169:TYR:OH	1:3:292:PHE:HA	2.12	0.49
1:3:272:LEU:HD21	1:3:287:THR:HA	1.94	0.49
1:A:328:LEU:O	1:A:331:ILE:HG22	2.12	0.49
1:A:429:LEU:HD11	1:A:433:ARG:HH12	1.77	0.49
1:E:144:HIS:HE1	1:E:181:THR:HG21	1.76	0.49
1:I:21:SER:O	1:I:22:GLU:CB	2.59	0.49
1:I:272:LEU:HD21	1:I:287:THR:HA	1.95	0.49
1:I:639:VAL:O	1:I:643:ILE:HG13	2.13	0.49
1:S:459:ILE:O	1:S:463:LEU:HD13	2.11	0.49
1:U:172:ALA:O	1:U:178:LEU:HD12	2.13	0.49
1:U:459:ILE:HG21	1:U:494:MET:HG2	1.95	0.49
1:W:383:TYR:CD1	1:W:430:ARG:HD3	2.48	0.49
1:1:70:ASN:HA	1:1:73:LYS:CG	2.40	0.49
2:2:60:SER:CB	2:2:83:LEU:HG	2.42	0.49
1:5:637:GLN:HE21	1:5:641:ASN:HD21	1.58	0.49
1:A:59:ALA:HB2	1:A:149:TYR:OH	2.13	0.49
1:A:184:ARG:HG2	1:A:185:VAL:H	1.76	0.49
1:A:557:ASP:OD2	1:A:559:GLU:HB2	2.12	0.49
1:A:637:GLN:HE21	1:A:641:ASN:HD21	1.59	0.49
1:C:82:LEU:CD1	1:C:84:ILE:HD11	2.41	0.49
1:E:148:PHE:CE2	1:E:229:VAL:HG21	2.48	0.49
1:E:148:PHE:CZ	1:E:229:VAL:HG21	2.48	0.49
1:E:551:THR:CG2	1:E:585:ASN:HD21	2.25	0.49
1:G:78:THR:C	1:G:80:GLY:H	2.20	0.49
1:I:243:VAL:N	1:I:285:THR:HG22	2.19	0.49
1:M:149:TYR:CE2	1:M:208:ARG:HA	2.47	0.49
1:M:257:THR:HG23	1:M:260:SER:HB2	1.95	0.49
1:M:345:SER:O	1:M:345:SER:OG	2.29	0.49
1:S:170:THR:O	1:S:180:GLY:HA2	2.13	0.49
1:U:70:ASN:HA	1:U:73:LYS:CG	2.30	0.49
2:V:34:LEU:HD11	2:V:37:GLN:OE1	2.12	0.49
1:W:104:ALA:O	1:W:107:VAL:HG23	2.13	0.49

*Continued on next page...*

*Continued from previous page...*

Atom-1	Atom-2	Interatomic distance (Å)	Clash overlap (Å)
1:Y:455:SER:O	1:Y:459:ILE:HG22	2.13	0.49
1:1:20:LEU:N	2:2:43:GLU:O	2.46	0.49
1:1:59:ALA:O	1:1:61:VAL:N	2.46	0.49
1:1:149:TYR:CE2	1:1:208:ARG:HA	2.48	0.49
1:1:301:VAL:HG21	1:1:325:LEU:HD11	1.93	0.49
1:3:184:ARG:HG2	1:3:185:VAL:N	2.27	0.49
1:3:459:ILE:HG21	1:3:494:MET:HG2	1.95	0.49
1:5:316:ARG:HA	1:5:374:TYR:HE1	1.77	0.49
1:5:328:LEU:O	1:5:331:ILE:HG22	2.12	0.49
2:6:39:LEU:N	2:6:39:LEU:HD22	2.27	0.49
2:B:52:SER:O	2:B:55:THR:HG22	2.13	0.49
1:E:70:ASN:O	1:E:74:LEU:HB2	2.13	0.49
1:G:543:MET:HE2	1:G:545:ILE:CG1	2.42	0.49
1:I:58:GLU:OE1	1:I:150:GLN:HB2	2.13	0.49
1:I:149:TYR:CE2	1:I:208:ARG:HA	2.47	0.49
2:L:52:SER:H	2:L:55:THR:HG21	1.77	0.49
1:M:409:LEU:HD11	1:M:632:THR:OG1	2.13	0.49
2:N:103:HIS:C	2:N:105:ARG:H	2.21	0.49
1:O:328:LEU:O	1:O:331:ILE:HG22	2.12	0.49
1:Q:459:ILE:O	1:Q:463:LEU:HD13	2.13	0.49
2:R:52:SER:H	2:R:55:THR:HG21	1.78	0.49
1:U:71:ARG:NH2	1:U:209:GLY:HA3	2.27	0.49
2:V:128:LEU:H	2:V:128:LEU:HD22	1.77	0.49
1:W:68:MET:CE	2:X:81:ASN:HD21	2.26	0.49
1:W:301:VAL:HG21	1:W:325:LEU:HD11	1.94	0.49
1:1:409:LEU:HD22	1:1:631:THR:O	2.12	0.49
1:1:429:LEU:HD11	1:1:433:ARG:HH12	1.78	0.49
1:3:24:LYS:O	2:4:47:ASP:HA	2.13	0.49
1:5:346:TYR:HB2	1:5:385:LYS:HD2	1.95	0.49
2:B:40:LEU:HD12	2:B:45:ILE:CG2	2.43	0.49
1:E:257:THR:HG23	1:E:260:SER:HB2	1.95	0.49
1:G:415:THR:HG23	1:G:418:ARG:N	2.25	0.49
2:H:52:SER:H	2:H:55:THR:HG21	1.78	0.49
1:K:82:LEU:CD2	1:K:247:LYS:HE2	2.43	0.49
1:K:184:ARG:HG2	1:K:185:VAL:N	2.28	0.49
1:M:272:LEU:HD21	1:M:287:THR:HA	1.94	0.49
1:M:393:ILE:H	1:M:393:ILE:CD1	2.19	0.49
1:M:651:PHE:CD1	1:M:671:ALA:HA	2.48	0.49
1:O:450:SER:HB2	1:O:477:PRO:O	2.13	0.49
1:O:490:LYS:HZ2	1:O:626:GLU:HB3	1.77	0.49
1:Q:23:VAL:HA	2:R:46:SER:HA	1.95	0.49

*Continued on next page...*

*Continued from previous page...*

Atom-1	Atom-2	Interatomic distance (Å)	Clash overlap (Å)
1:Q:459:ILE:CG2	1:Q:494:MET:HG2	2.43	0.49
1:Q:603:GLN:HG2	1:Q:671:ALA:O	2.13	0.49
1:S:160:LEU:CD1	1:S:338:ALA:HB2	2.38	0.49
1:S:272:LEU:HD21	1:S:287:THR:HA	1.95	0.49
1:W:459:ILE:O	1:W:463:LEU:HD13	2.12	0.49
2:Z:34:LEU:HD12	2:Z:34:LEU:N	2.28	0.49
1:1:70:ASN:C	1:1:72:TYR:H	2.21	0.49
1:1:86:LEU:CD1	1:1:251:SER:HA	2.42	0.49
2:D:81:ASN:O	2:D:85:VAL:HG23	2.13	0.49
1:E:459:ILE:O	1:E:463:LEU:HD13	2.12	0.49
1:G:273:GLU:HG3	1:G:278:CYS:SG	2.53	0.49
1:I:162:ILE:HG22	1:I:163:ASN:H	1.76	0.49
1:I:188:LYS:HG2	1:I:189:GLY:H	1.78	0.49
1:I:614:PHE:HA	1:I:617:PHE:CD2	2.48	0.49
1:O:614:PHE:HA	1:O:617:PHE:CD2	2.48	0.49
2:P:103:HIS:C	2:P:105:ARG:H	2.21	0.49
1:Q:148:PHE:CZ	1:Q:229:VAL:HG21	2.48	0.49
1:Q:149:TYR:CE2	1:Q:208:ARG:HA	2.46	0.49
1:Q:577:LEU:HD11	1:Q:628:LEU:HD21	1.94	0.49
1:S:257:THR:HG23	1:S:260:SER:HB2	1.94	0.49
1:U:204:LEU:HD23	1:U:213:TYR:CE2	2.48	0.49
1:U:614:PHE:HA	1:U:617:PHE:CD2	2.47	0.49
1:W:58:GLU:OE1	1:W:150:GLN:HB2	2.13	0.49
1:W:272:LEU:HD21	1:W:287:THR:HA	1.93	0.49
2:X:34:LEU:HB3	2:X:37:GLN:CG	2.41	0.49
1:Y:343:MET:HA	1:Y:343:MET:CE	2.43	0.49
1:1:564:ALA:O	1:1:581:PRO:HD2	2.12	0.49
1:1:603:GLN:HG2	1:1:671:ALA:O	2.13	0.49
1:3:455:SER:O	1:3:459:ILE:HG22	2.12	0.49
1:5:459:ILE:HG21	1:5:494:MET:HG2	1.94	0.49
1:5:564:ALA:O	1:5:581:PRO:HD2	2.13	0.49
2:D:45:ILE:CD1	2:D:64:LEU:HD13	2.43	0.49
1:G:66:ALA:CB	2:H:128:LEU:HD13	2.43	0.49
1:I:637:GLN:HE21	1:I:641:ASN:HD21	1.59	0.49
2:J:52:SER:H	2:J:55:THR:HG21	1.78	0.49
1:K:144:HIS:HE1	1:K:181:THR:HG21	1.77	0.49
1:O:383:TYR:CD1	1:O:430:ARG:HD3	2.48	0.49
1:S:20:LEU:HD21	2:T:43:GLU:OE2	2.12	0.49
1:S:383:TYR:CD1	1:S:430:ARG:HD3	2.48	0.49
2:T:52:SER:H	2:T:55:THR:HG21	1.78	0.49
1:W:86:LEU:HD13	1:W:254:VAL:HB	1.94	0.49

*Continued on next page...*

*Continued from previous page...*

Atom-1	Atom-2	Interatomic distance (Å)	Clash overlap (Å)
2:X:42:LEU:HD23	2:X:45:ILE:HD11	1.94	0.49
1:3:529:LEU:HD23	1:3:544:ILE:HD12	1.95	0.49
1:3:564:ALA:O	1:3:581:PRO:HD2	2.12	0.49
2:6:101:THR:HG23	2:6:105:ARG:CZ	2.43	0.49
1:A:452:ALA:HA	1:A:631:THR:CG2	2.39	0.48
1:A:523:ASP:HB2	1:A:524:ARG:NH1	2.28	0.48
1:G:272:LEU:HD21	1:G:287:THR:HA	1.95	0.48
1:K:346:TYR:HB2	1:K:385:LYS:HD2	1.95	0.48
1:K:415:THR:HG23	1:K:418:ARG:N	2.24	0.48
1:K:637:GLN:HE21	1:K:641:ASN:HD21	1.61	0.48
2:P:101:THR:HG23	2:P:105:ARG:CZ	2.43	0.48
1:U:301:VAL:HG21	1:U:325:LEU:HD11	1.94	0.48
1:W:68:MET:SD	2:X:81:ASN:ND2	2.86	0.48
1:Y:383:TYR:CD1	1:Y:430:ARG:HD3	2.48	0.48
1:Y:459:ILE:HG21	1:Y:494:MET:HG2	1.95	0.48
1:Y:544:ILE:HG22	1:Y:553:ILE:HG12	1.93	0.48
1:1:328:LEU:O	1:1:331:ILE:HG22	2.13	0.48
1:3:162:ILE:HG22	1:3:163:ASN:H	1.78	0.48
1:3:270:VAL:HG13	1:3:516:ARG:HD2	1.94	0.48
1:5:169:TYR:OH	1:5:292:PHE:HA	2.13	0.48
1:5:614:PHE:HA	1:5:617:PHE:CD2	2.48	0.48
2:6:81:ASN:O	2:6:85:VAL:HG23	2.13	0.48
2:B:101:THR:HG22	2:B:102:GLY:N	2.28	0.48
1:C:356:MET:HG2	1:C:378:LEU:HD11	1.95	0.48
1:C:609:GLN:OE1	1:C:613:ILE:HD11	2.14	0.48
1:E:609:GLN:OE1	1:E:613:ILE:HD11	2.12	0.48
1:E:637:GLN:HE21	1:E:641:ASN:HD21	1.61	0.48
2:F:31:VAL:CG1	2:F:79:CYS:HB3	2.43	0.48
2:F:52:SER:H	2:F:55:THR:HG21	1.77	0.48
1:G:148:PHE:CE2	1:G:229:VAL:HG21	2.48	0.48
1:G:577:LEU:HD11	1:G:628:LEU:HD21	1.94	0.48
1:K:328:LEU:O	1:K:331:ILE:HG22	2.13	0.48
1:M:157:TYR:HA	1:M:171:GLY:O	2.14	0.48
1:O:272:LEU:HD21	1:O:287:THR:HA	1.94	0.48
1:S:66:ALA:CA	2:T:128:LEU:HD13	2.41	0.48
1:S:115:LEU:CD1	1:S:359:VAL:HG21	2.43	0.48
1:U:450:SER:HB2	1:U:477:PRO:O	2.12	0.48
2:X:33:GLN:O	2:X:34:LEU:HB2	2.12	0.48
1:Y:328:LEU:O	1:Y:331:ILE:HG22	2.14	0.48
1:Y:614:PHE:HA	1:Y:617:PHE:CD2	2.49	0.48
1:1:272:LEU:HD21	1:1:287:THR:HA	1.95	0.48

*Continued on next page...*

*Continued from previous page...*

Atom-1	Atom-2	Interatomic distance (Å)	Clash overlap (Å)
1:3:301:VAL:HG21	1:3:325:LEU:HD11	1.94	0.48
1:3:328:LEU:O	1:3:331:ILE:HG22	2.13	0.48
1:5:184:ARG:HG2	1:5:185:VAL:H	1.77	0.48
1:A:169:TYR:OH	1:A:292:PHE:HA	2.13	0.48
1:A:614:PHE:HA	1:A:617:PHE:CD2	2.48	0.48
1:C:89:PRO:HG2	1:C:256:MET:N	2.28	0.48
1:G:409:LEU:HD21	1:G:632:THR:CG2	2.37	0.48
1:I:346:TYR:HB2	1:I:385:LYS:HD2	1.95	0.48
1:K:383:TYR:CD1	1:K:430:ARG:HD3	2.48	0.48
1:M:557:ASP:OD2	1:M:559:GLU:HB2	2.13	0.48
1:Q:450:SER:HB2	1:Q:477:PRO:O	2.13	0.48
1:S:102:VAL:HG11	1:S:351:LEU:CD1	2.43	0.48
1:S:415:THR:HG23	1:S:418:ARG:N	2.24	0.48
1:U:148:PHE:CZ	1:U:229:VAL:HG21	2.48	0.48
2:V:33:GLN:O	2:V:35:ARG:HG3	2.14	0.48
1:Y:242:PHE:CE1	1:Y:288:LEU:HB3	2.49	0.48
1:1:69:LEU:HD11	2:2:123:LEU:HB3	1.94	0.48
1:1:148:PHE:CZ	1:1:229:VAL:HG21	2.47	0.48
1:3:383:TYR:CD1	1:3:430:ARG:HD3	2.48	0.48
1:A:40:TRP:O	1:A:44:MET:HG3	2.13	0.48
1:A:301:VAL:HG21	1:A:325:LEU:HD11	1.96	0.48
1:A:346:TYR:HB2	1:A:385:LYS:HD2	1.94	0.48
1:C:78:THR:HG21	1:C:217:THR:C	2.38	0.48
1:E:459:ILE:CG2	1:E:494:MET:HG2	2.43	0.48
1:G:40:TRP:O	1:G:44:MET:HG3	2.13	0.48
1:G:148:PHE:CZ	1:G:229:VAL:HG21	2.47	0.48
2:H:60:SER:CB	2:H:83:LEU:HG	2.42	0.48
1:I:270:VAL:HG13	1:I:516:ARG:HD2	1.95	0.48
2:J:81:ASN:O	2:J:85:VAL:HG23	2.13	0.48
1:K:149:TYR:CE2	1:K:208:ARG:HA	2.48	0.48
1:K:497:GLN:O	1:K:498:GLU:HG3	2.14	0.48
1:M:75:ILE:HG22	1:M:76:TYR:N	2.28	0.48
1:Q:23:VAL:HG23	1:Q:40:TRP:HE1	1.78	0.48
1:Q:68:MET:HE3	1:Q:210:PRO:HG2	1.94	0.48
1:Q:73:LYS:C	1:Q:75:ILE:H	2.22	0.48
1:Q:204:LEU:HD23	1:Q:213:TYR:CE2	2.48	0.48
1:S:186:THR:HG22	1:S:187:GLU:H	1.78	0.48
1:S:614:PHE:HA	1:S:617:PHE:CD2	2.48	0.48
1:S:615:CYS:C	1:S:617:PHE:H	2.21	0.48
1:U:64:ASP:HB3	2:V:32:THR:HA	1.95	0.48
1:U:112:ILE:H	1:U:112:ILE:CD1	2.21	0.48

*Continued on next page...*

*Continued from previous page...*

Atom-1	Atom-2	Interatomic distance (Å)	Clash overlap (Å)
1:Y:58:GLU:OE1	1:Y:150:GLN:HB2	2.14	0.48
1:3:25:LEU:C	1:3:25:LEU:HD12	2.38	0.48
1:5:184:ARG:HG2	1:5:185:VAL:N	2.29	0.48
2:6:52:SER:H	2:6:55:THR:HG21	1.79	0.48
1:C:188:LYS:HG2	1:C:189:GLY:H	1.79	0.48
2:D:52:SER:O	2:D:55:THR:HG22	2.13	0.48
2:F:127:ASN:O	2:F:130:ARG:HB2	2.13	0.48
1:K:86:LEU:CD1	1:K:251:SER:HA	2.44	0.48
1:K:614:PHE:HA	1:K:617:PHE:CD2	2.48	0.48
1:Q:415:THR:HG23	1:Q:418:ARG:N	2.24	0.48
1:Q:651:PHE:CD1	1:Q:671:ALA:HA	2.48	0.48
1:S:459:ILE:CG2	1:S:494:MET:HG2	2.44	0.48
2:V:59:PHE:HD2	2:V:131:TYR:HE2	1.61	0.48
1:1:266:LEU:O	1:1:270:VAL:HG23	2.14	0.48
1:1:551:THR:CG2	1:1:585:ASN:HD21	2.26	0.48
1:3:79:SER:OG	1:5:69:LEU:HB2	2.12	0.48
1:5:524:ARG:HA	1:5:527:TRP:CD1	2.48	0.48
1:A:26:HIS:CD2	1:A:26:HIS:N	2.82	0.48
1:A:89:PRO:HD3	1:A:255:THR:HA	1.95	0.48
1:A:148:PHE:CE2	1:A:229:VAL:HG21	2.48	0.48
1:I:409:LEU:HD21	1:I:632:THR:CG2	2.39	0.48
1:M:450:SER:HB2	1:M:477:PRO:O	2.13	0.48
2:N:101:THR:HG23	2:N:105:ARG:CZ	2.44	0.48
1:Q:66:ALA:HA	2:R:128:LEU:CD2	2.44	0.48
1:S:586:LYS:HG3	1:S:586:LYS:O	2.13	0.48
1:U:71:ARG:HH22	1:U:209:GLY:HA3	1.79	0.48
1:U:557:ASP:OD2	1:U:559:GLU:HB2	2.13	0.48
2:V:101:THR:HG22	2:V:102:GLY:N	2.28	0.48
1:Y:70:ASN:HA	1:Y:73:LYS:HG2	1.95	0.48
1:1:459:ILE:O	1:1:463:LEU:HD13	2.14	0.48
1:3:61:VAL:HG12	2:4:85:VAL:HG22	1.96	0.48
1:3:102:VAL:HG11	1:3:107:VAL:HG13	1.94	0.48
2:4:45:ILE:HD13	2:4:48:ILE:HD11	1.94	0.48
1:5:95:VAL:HG22	1:5:96:SER:H	1.78	0.48
1:5:404:TYR:CD2	1:5:449:LEU:HD22	2.49	0.48
1:C:272:LEU:HD21	1:C:287:THR:HA	1.96	0.48
1:G:169:TYR:OH	1:G:292:PHE:HA	2.14	0.48
1:G:615:CYS:C	1:G:617:PHE:H	2.22	0.48
1:I:21:SER:O	1:I:22:GLU:HB2	2.14	0.48
1:I:459:ILE:HG21	1:I:494:MET:HG2	1.96	0.48
2:J:31:VAL:HG12	2:J:32:THR:H	1.77	0.48

*Continued on next page...*

*Continued from previous page...*

Atom-1	Atom-2	Interatomic distance (Å)	Clash overlap (Å)
1:K:544:ILE:HG22	1:K:553:ILE:HG12	1.96	0.48
1:S:455:SER:HB2	1:S:630:THR:CG2	2.44	0.48
1:S:493:SER:HB3	1:S:626:GLU:HG2	1.96	0.48
1:U:409:LEU:HD21	1:U:632:THR:CG2	2.40	0.48
1:U:543:MET:HE2	1:U:545:ILE:CG1	2.43	0.48
1:W:144:HIS:HE1	1:W:181:THR:HG21	1.79	0.48
1:W:148:PHE:CZ	1:W:229:VAL:HG21	2.49	0.48
2:X:60:SER:CB	2:X:83:LEU:HG	2.43	0.48
1:Y:522:GLU:C	1:Y:524:ARG:H	2.21	0.48
1:1:273:GLU:HG3	1:1:278:CYS:SG	2.54	0.48
2:2:103:HIS:C	2:2:105:ARG:H	2.22	0.48
1:3:577:LEU:HD11	1:3:628:LEU:HD21	1.94	0.48
1:5:160:LEU:HD21	1:5:291:MET:HE2	1.94	0.48
1:A:186:THR:HG22	1:A:187:GLU:H	1.79	0.48
1:A:272:LEU:HD21	1:A:287:THR:HA	1.95	0.48
1:C:59:ALA:O	1:C:61:VAL:N	2.46	0.48
1:E:68:MET:SD	1:E:210:PRO:CG	2.99	0.48
1:G:586:LYS:HG3	1:G:586:LYS:O	2.13	0.48
1:I:80:GLY:HA3	2:T:128:LEU:HD12	1.95	0.48
1:I:92:ILE:HD11	1:I:304:ALA:HB1	1.95	0.48
1:I:551:THR:CG2	1:I:585:ASN:HD21	2.27	0.48
1:O:76:TYR:HB3	1:O:230:THR:O	2.14	0.48
1:O:156:SER:HB3	1:O:342:GLY:HA3	1.96	0.48
1:O:455:SER:HB2	1:O:630:THR:HB	1.95	0.48
1:O:557:ASP:OD2	1:O:559:GLU:HB2	2.13	0.48
1:Q:89:PRO:HG2	1:Q:256:MET:N	2.29	0.48
1:Q:328:LEU:O	1:Q:331:ILE:HG22	2.13	0.48
1:S:94:ALA:O	1:S:95:VAL:C	2.56	0.48
1:S:609:GLN:OE1	1:S:613:ILE:HD11	2.13	0.48
1:W:290:THR:O	1:W:294:VAL:HG23	2.14	0.48
1:Y:29:ILE:HD12	1:Y:29:ILE:N	2.29	0.48
1:Y:409:LEU:HD22	1:Y:631:THR:O	2.13	0.48
2:Z:60:SER:CB	2:Z:83:LEU:HG	2.43	0.48
1:1:346:TYR:HB2	1:1:385:LYS:HD2	1.94	0.48
1:3:93:PRO:HG2	1:3:314:ASP:HB2	1.94	0.48
1:3:551:THR:CG2	1:3:585:ASN:HD21	2.27	0.48
1:3:614:PHE:HA	1:3:617:PHE:CD2	2.49	0.48
2:4:52:SER:O	2:4:55:THR:HG22	2.14	0.48
1:5:524:ARG:C	1:5:526:ALA:H	2.22	0.48
1:C:186:THR:HG22	1:C:187:GLU:H	1.78	0.48
1:G:327:VAL:HG23	1:G:426:HIS:CE1	2.49	0.48

*Continued on next page...*

*Continued from previous page...*

Atom-1	Atom-2	Interatomic distance (Å)	Clash overlap (Å)
1:I:586:LYS:O	1:I:586:LYS:HG3	2.14	0.48
1:K:459:ILE:CG2	1:K:494:MET:HG2	2.44	0.48
1:K:557:ASP:OD2	1:K:559:GLU:HB2	2.14	0.48
1:M:75:ILE:HA	1:M:231:THR:HA	1.96	0.48
1:M:609:GLN:OE1	1:M:613:ILE:HD11	2.13	0.48
2:N:101:THR:HG22	2:N:102:GLY:N	2.28	0.48
2:N:123:LEU:HA	2:N:126:ALA:HB3	1.94	0.48
1:O:242:PHE:CE1	1:O:288:LEU:HB3	2.49	0.48
1:O:641:ASN:C	1:O:643:ILE:H	2.22	0.48
1:Q:108:HIS:C	1:Q:110:GLY:N	2.72	0.48
1:Q:138:LEU:HD13	1:Q:148:PHE:CB	2.43	0.48
1:Q:257:THR:HG23	1:Q:260:SER:HB2	1.96	0.48
2:R:81:ASN:O	2:R:85:VAL:HG23	2.14	0.48
1:S:149:TYR:CE2	1:S:208:ARG:HA	2.48	0.48
2:T:101:THR:HG22	2:T:102:GLY:N	2.27	0.48
1:U:102:VAL:HG11	1:U:351:LEU:HD13	1.96	0.48
2:V:103:HIS:C	2:V:105:ARG:H	2.21	0.48
1:W:138:LEU:HD13	1:W:148:PHE:CB	2.44	0.48
1:W:184:ARG:HG2	1:W:185:VAL:N	2.28	0.48
1:W:188:LYS:HG2	1:W:189:GLY:H	1.79	0.48
1:W:459:ILE:CG2	1:W:494:MET:HG2	2.44	0.48
1:W:522:GLU:H	1:W:525:ASP:CG	2.22	0.48
2:X:39:LEU:HD22	2:X:39:LEU:N	2.28	0.48
1:Y:543:MET:HE2	1:Y:545:ILE:CG1	2.43	0.48
1:1:450:SER:HB2	1:1:477:PRO:O	2.13	0.48
1:1:459:ILE:HG21	1:1:494:MET:HG2	1.96	0.48
1:1:614:PHE:HA	1:1:617:PHE:CD2	2.49	0.48
2:2:52:SER:H	2:2:55:THR:HG21	1.78	0.48
1:3:40:TRP:O	1:3:44:MET:HG3	2.14	0.48
1:3:56:TRP:CH2	1:3:61:VAL:HG11	2.49	0.48
1:3:148:PHE:CE2	1:3:229:VAL:HG21	2.49	0.48
1:5:62:THR:HG22	2:6:32:THR:O	2.13	0.48
1:A:459:ILE:CG2	1:A:494:MET:HG2	2.44	0.48
1:C:319:ALA:HB1	1:C:378:LEU:HB3	1.96	0.48
1:C:615:CYS:C	1:C:617:PHE:H	2.22	0.48
1:E:243:VAL:N	1:E:285:THR:HG22	2.20	0.48
1:I:138:LEU:HD13	1:I:148:PHE:CB	2.44	0.48
1:I:186:THR:HG22	1:I:187:GLU:H	1.79	0.48
1:K:554:ILE:HG13	1:K:579:LEU:HD23	1.96	0.48
1:K:584:MET:HA	1:K:584:MET:HE3	1.96	0.48
2:L:60:SER:CB	2:L:83:LEU:HG	2.41	0.48

*Continued on next page...*

*Continued from previous page...*

Atom-1	Atom-2	Interatomic distance (Å)	Clash overlap (Å)
1:M:138:LEU:HD13	1:M:148:PHE:CB	2.44	0.48
2:N:39:LEU:O	2:N:39:LEU:HD13	2.14	0.48
2:N:48:ILE:HG12	2:N:64:LEU:HD23	1.95	0.48
1:Q:144:HIS:HE1	1:Q:181:THR:HG21	1.78	0.48
1:Q:186:THR:HG22	1:Q:187:GLU:H	1.79	0.48
1:S:188:LYS:HG2	1:S:189:GLY:H	1.78	0.48
1:Y:551:THR:CG2	1:Y:585:ASN:HD21	2.27	0.48
2:4:101:THR:HG23	2:4:105:ARG:CZ	2.44	0.48
1:5:186:THR:HG22	1:5:187:GLU:H	1.79	0.48
1:5:415:THR:HG23	1:5:418:ARG:N	2.25	0.48
2:6:42:LEU:HA	2:6:45:ILE:CG2	2.37	0.48
1:A:24:LYS:HD3	1:A:37:THR:HG22	1.95	0.47
1:A:69:LEU:HD11	2:B:123:LEU:HB3	1.96	0.47
1:A:92:ILE:HD13	1:A:313:VAL:HG12	1.96	0.47
1:A:148:PHE:CZ	1:A:229:VAL:HG21	2.49	0.47
1:A:160:LEU:CD1	1:A:338:ALA:HB2	2.37	0.47
1:C:328:LEU:O	1:C:331:ILE:HG22	2.14	0.47
2:D:33:GLN:O	2:D:35:ARG:N	2.47	0.47
1:E:614:PHE:HA	1:E:617:PHE:CD2	2.49	0.47
2:F:103:HIS:C	2:F:105:ARG:H	2.22	0.47
1:G:257:THR:HG23	1:G:260:SER:HB2	1.95	0.47
1:I:82:LEU:C	1:I:82:LEU:HD12	2.39	0.47
1:I:450:SER:HB2	1:I:477:PRO:O	2.14	0.47
2:L:81:ASN:O	2:L:85:VAL:HG23	2.13	0.47
1:O:148:PHE:CE2	1:O:229:VAL:HG21	2.48	0.47
1:Q:78:THR:HG21	1:Q:217:THR:O	2.14	0.47
1:Q:524:ARG:HA	1:Q:527:TRP:CD1	2.49	0.47
2:R:52:SER:O	2:R:55:THR:HG22	2.14	0.47
1:S:346:TYR:HB2	1:S:385:LYS:HD2	1.95	0.47
1:W:409:LEU:HD21	1:W:632:THR:CG2	2.37	0.47
1:Y:584:MET:HE3	1:Y:584:MET:HA	1.95	0.47
1:1:270:VAL:HG12	1:1:274:MET:HE2	1.95	0.47
1:1:482:LEU:HD13	1:1:544:ILE:HG13	1.96	0.47
1:3:78:THR:HG22	1:3:215:SER:C	2.39	0.47
1:5:497:GLN:O	1:5:498:GLU:HG3	2.14	0.47
1:A:482:LEU:HD13	1:A:544:ILE:HG13	1.95	0.47
1:C:346:TYR:HB2	1:C:385:LYS:HD2	1.96	0.47
2:D:103:HIS:C	2:D:105:ARG:H	2.22	0.47
1:E:586:LYS:HG3	1:E:586:LYS:O	2.15	0.47
1:E:639:VAL:O	1:E:643:ILE:HG13	2.14	0.47
1:G:346:TYR:HB2	1:G:385:LYS:HD2	1.95	0.47

*Continued on next page...*

*Continued from previous page...*

Atom-1	Atom-2	Interatomic distance (Å)	Clash overlap (Å)
1:G:564:ALA:O	1:G:581:PRO:HD2	2.14	0.47
2:H:101:THR:HG22	2:H:102:GLY:N	2.28	0.47
1:K:89:PRO:HG2	1:K:256:MET:H	1.78	0.47
1:K:92:ILE:HD13	1:K:313:VAL:HG12	1.95	0.47
1:K:157:TYR:HA	1:K:171:GLY:O	2.14	0.47
1:M:91:ASP:OD1	1:M:317:TRP:HH2	1.96	0.47
1:M:459:ILE:CG2	1:M:494:MET:HG2	2.44	0.47
1:O:138:LEU:HD13	1:O:148:PHE:CB	2.44	0.47
1:Q:71:ARG:NH2	1:Q:209:GLY:HA3	2.25	0.47
1:Q:99:SER:HA	1:Q:118:PRO:O	2.13	0.47
2:T:103:HIS:C	2:T:105:ARG:H	2.21	0.47
1:W:186:THR:HG22	1:W:187:GLU:H	1.79	0.47
1:Y:65:LEU:HB3	2:Z:128:LEU:CD2	2.44	0.47
2:Z:103:HIS:C	2:Z:105:ARG:H	2.22	0.47
1:1:21:SER:HB3	1:1:41:THR:CB	2.44	0.47
1:1:148:PHE:CE2	1:1:229:VAL:HG21	2.49	0.47
1:3:157:TYR:HA	1:3:171:GLY:O	2.14	0.47
1:3:651:PHE:CD1	1:3:671:ALA:HA	2.48	0.47
2:4:101:THR:HG22	2:4:102:GLY:N	2.28	0.47
1:5:586:LYS:O	1:5:586:LYS:HG3	2.14	0.47
1:5:634:ILE:HG21	1:5:640:GLN:HB2	1.96	0.47
1:A:24:LYS:NZ	1:A:24:LYS:HB3	2.30	0.47
2:D:101:THR:HG22	2:D:102:GLY:N	2.29	0.47
1:E:24:LYS:HE3	1:E:37:THR:CG2	2.44	0.47
1:E:301:VAL:HG21	1:E:325:LEU:HD11	1.96	0.47
2:F:101:THR:HG23	2:F:105:ARG:CZ	2.44	0.47
1:G:614:PHE:HA	1:G:617:PHE:CD2	2.49	0.47
1:I:169:TYR:OH	1:I:292:PHE:HA	2.13	0.47
1:K:40:TRP:O	1:K:44:MET:HG3	2.15	0.47
1:K:97:GLU:O	1:K:98:GLY:C	2.57	0.47
1:K:272:LEU:HD21	1:K:287:THR:HA	1.95	0.47
2:L:101:THR:HG23	2:L:105:ARG:CZ	2.44	0.47
1:M:270:VAL:HG13	1:M:516:ARG:HD2	1.97	0.47
1:Q:272:LEU:HD21	1:Q:287:THR:HA	1.95	0.47
1:Q:459:ILE:HG21	1:Q:494:MET:HG2	1.96	0.47
2:T:24:TRP:O	2:T:25:ALA:C	2.58	0.47
1:U:169:TYR:OH	1:U:292:PHE:HA	2.14	0.47
2:V:34:LEU:CD1	2:V:37:GLN:HB3	2.43	0.47
1:W:20:LEU:HG	1:W:40:TRP:CH2	2.50	0.47
1:W:160:LEU:CD1	1:W:338:ALA:HB2	2.38	0.47
1:Y:316:ARG:HA	1:Y:374:TYR:HE1	1.78	0.47

*Continued on next page...*

*Continued from previous page...*

Atom-1	Atom-2	Interatomic distance (Å)	Clash overlap (Å)
1:3:188:LYS:HG2	1:3:189:GLY:H	1.79	0.47
2:4:127:ASN:HD22	2:4:128:LEU:N	2.11	0.47
1:5:27:LEU:HD21	2:6:114:LEU:HD22	1.96	0.47
1:5:270:VAL:HG12	1:5:274:MET:HE2	1.96	0.47
1:5:316:ARG:HA	1:5:374:TYR:CE1	2.50	0.47
1:A:111:VAL:HG21	1:A:358:THR:HG21	1.97	0.47
1:E:27:LEU:HD12	1:E:36:TYR:CE2	2.50	0.47
2:H:103:HIS:C	2:H:105:ARG:H	2.22	0.47
1:I:59:ALA:O	1:I:61:VAL:N	2.47	0.47
1:I:68:MET:SD	1:I:210:PRO:CG	3.00	0.47
2:J:52:SER:O	2:J:55:THR:HG22	2.14	0.47
1:K:290:THR:O	1:K:294:VAL:HG23	2.15	0.47
2:L:101:THR:HG22	2:L:102:GLY:N	2.28	0.47
2:P:52:SER:H	2:P:55:THR:HG21	1.78	0.47
1:S:483:ARG:HD3	1:S:485:ASP:HB3	1.97	0.47
1:U:160:LEU:CD1	1:U:338:ALA:HB2	2.39	0.47
1:W:273:GLU:HG3	1:W:278:CYS:SG	2.55	0.47
1:W:544:ILE:HG22	1:W:553:ILE:HG12	1.96	0.47
2:X:52:SER:H	2:X:55:THR:HG21	1.79	0.47
1:Y:21:SER:HA	1:Y:40:TRP:CH2	2.49	0.47
1:Y:29:ILE:O	1:Y:30:GLU:C	2.56	0.47
1:Y:298:PHE:CE1	1:Y:328:LEU:HD23	2.50	0.47
1:1:615:CYS:C	1:1:617:PHE:H	2.23	0.47
1:3:204:LEU:HD23	1:3:213:TYR:CE2	2.49	0.47
1:5:614:PHE:O	1:5:634:ILE:HD12	2.15	0.47
1:A:615:CYS:C	1:A:617:PHE:H	2.23	0.47
2:B:85:VAL:O	2:B:88:PHE:HB3	2.14	0.47
1:E:273:GLU:HG3	1:E:278:CYS:SG	2.54	0.47
1:E:524:ARG:HG3	1:E:527:TRP:CH2	2.50	0.47
1:E:543:MET:HE2	1:E:545:ILE:CG1	2.43	0.47
1:M:586:LYS:HG3	1:M:586:LYS:O	2.14	0.47
1:O:609:GLN:OE1	1:O:613:ILE:HD11	2.14	0.47
2:P:51:VAL:HG22	2:P:61:LEU:O	2.15	0.47
1:Q:564:ALA:O	1:Q:581:PRO:HD2	2.14	0.47
1:Q:584:MET:HE3	1:Q:584:MET:HA	1.95	0.47
1:S:156:SER:CB	1:S:342:GLY:HA3	2.44	0.47
2:T:40:LEU:HD12	2:T:40:LEU:N	2.29	0.47
2:V:37:GLN:HG2	2:V:38:HIS:N	2.24	0.47
1:W:169:TYR:OH	1:W:292:PHE:HA	2.13	0.47
1:W:177:PHE:CZ	1:W:205:PRO:HG3	2.49	0.47
1:Y:316:ARG:HA	1:Y:374:TYR:CE1	2.49	0.47

*Continued on next page...*

*Continued from previous page...*

Atom-1	Atom-2	Interatomic distance (Å)	Clash overlap (Å)
1:1:78:THR:HG23	1:1:78:THR:O	2.14	0.47
1:3:56:TRP:CZ2	1:3:61:VAL:HG11	2.49	0.47
1:A:614:PHE:O	1:A:634:ILE:HD12	2.14	0.47
1:C:107:VAL:O	1:C:108:HIS:C	2.58	0.47
2:F:52:SER:O	2:F:55:THR:HG22	2.15	0.47
1:G:459:ILE:CG2	1:G:494:MET:HG2	2.45	0.47
1:I:22:GLU:O	1:I:23:VAL:HG23	2.14	0.47
1:I:160:LEU:HD21	1:I:291:MET:HE2	1.96	0.47
2:J:34:LEU:CD2	2:J:39:LEU:HB3	2.45	0.47
1:M:634:ILE:HG21	1:M:640:GLN:HB2	1.96	0.47
2:N:85:VAL:O	2:N:88:PHE:HB3	2.13	0.47
1:Q:65:LEU:H	2:R:31:VAL:HG23	1.80	0.47
1:Q:83:GLY:HA2	1:Q:220:GLN:H	1.79	0.47
1:Q:614:PHE:HA	1:Q:617:PHE:CD2	2.49	0.47
2:R:103:HIS:C	2:R:105:ARG:H	2.22	0.47
1:S:40:TRP:O	1:S:44:MET:HG3	2.13	0.47
1:S:156:SER:HB3	1:S:342:GLY:HA3	1.96	0.47
1:S:301:VAL:HG21	1:S:325:LEU:HD11	1.96	0.47
1:U:243:VAL:N	1:U:285:THR:HG22	2.18	0.47
1:Y:557:ASP:OD2	1:Y:559:GLU:HB2	2.15	0.47
2:Z:52:SER:O	2:Z:55:THR:HG22	2.14	0.47
1:3:482:LEU:HD11	1:3:529:LEU:HD21	1.95	0.47
1:A:323:PHE:CZ	1:A:423:ILE:HG23	2.50	0.47
1:A:415:THR:HG23	1:A:418:ARG:N	2.25	0.47
1:A:493:SER:HB3	1:A:626:GLU:HG2	1.97	0.47
2:B:48:ILE:HG12	2:B:64:LEU:HD23	1.97	0.47
2:B:103:HIS:C	2:B:105:ARG:H	2.23	0.47
1:C:243:VAL:N	1:C:285:THR:HG22	2.20	0.47
1:C:257:THR:HG23	1:C:260:SER:CB	2.44	0.47
1:E:76:TYR:HD1	1:E:232:PHE:CE1	2.33	0.47
1:E:107:VAL:HB	1:E:354:MET:CE	2.44	0.47
2:F:60:SER:CB	2:F:83:LEU:HG	2.42	0.47
1:G:404:TYR:CD2	1:G:449:LEU:HD22	2.49	0.47
1:I:144:HIS:HE1	1:I:181:THR:HG21	1.79	0.47
1:I:242:PHE:CE1	1:I:288:LEU:HB3	2.50	0.47
1:K:490:LYS:HZ2	1:K:626:GLU:HB3	1.80	0.47
2:L:52:SER:O	2:L:55:THR:HG22	2.15	0.47
1:M:59:ALA:O	1:M:61:VAL:N	2.48	0.47
1:M:63:GLU:O	1:M:64:ASP:C	2.56	0.47
1:M:186:THR:HG22	1:M:187:GLU:H	1.80	0.47
1:M:329:LYS:HZ3	1:M:344:GLN:HE21	1.63	0.47

*Continued on next page...*

*Continued from previous page...*

Atom-1	Atom-2	Interatomic distance (Å)	Clash overlap (Å)
1:M:383:TYR:CD1	1:M:430:ARG:HD3	2.50	0.47
1:M:614:PHE:O	1:M:634:ILE:HD12	2.14	0.47
1:O:23:VAL:HB	2:P:46:SER:HA	1.97	0.47
1:O:584:MET:HA	1:O:584:MET:HE3	1.96	0.47
1:Q:290:THR:O	1:Q:294:VAL:HG23	2.14	0.47
1:Q:383:TYR:CD1	1:Q:430:ARG:HD3	2.50	0.47
1:Q:497:GLN:O	1:Q:498:GLU:HG3	2.15	0.47
2:R:101:THR:HG23	2:R:105:ARG:CZ	2.44	0.47
1:S:290:THR:O	1:S:294:VAL:HG23	2.14	0.47
1:S:328:LEU:O	1:S:331:ILE:HG22	2.15	0.47
1:S:450:SER:HB2	1:S:477:PRO:O	2.14	0.47
1:U:144:HIS:HE1	1:U:181:THR:HG21	1.80	0.47
1:U:156:SER:CB	1:U:342:GLY:HA3	2.45	0.47
1:U:186:THR:HG22	1:U:187:GLU:H	1.79	0.47
2:V:26:TYR:HB3	2:V:27:PRO:HD2	1.96	0.47
2:V:52:SER:H	2:V:55:THR:HG21	1.78	0.47
1:W:257:THR:HG23	1:W:260:SER:CB	2.45	0.47
1:W:639:VAL:O	1:W:643:ILE:HG13	2.15	0.47
2:X:85:VAL:O	2:X:88:PHE:HB3	2.15	0.47
1:Y:148:PHE:CZ	1:Y:229:VAL:HG21	2.49	0.47
1:Y:346:TYR:HB2	1:Y:385:LYS:HD2	1.96	0.47
1:1:69:LEU:HD12	2:2:128:LEU:HD11	1.96	0.47
1:1:186:THR:HG22	1:1:187:GLU:H	1.78	0.47
1:1:290:THR:O	1:1:294:VAL:HG23	2.15	0.47
1:3:31:GLY:HA2	2:4:24:TRP:CD1	2.50	0.47
1:3:58:GLU:OE1	1:3:150:GLN:HB2	2.15	0.47
1:3:76:TYR:HB2	1:3:230:THR:HG23	1.96	0.47
1:3:108:HIS:HB2	1:3:112:ILE:HD11	1.97	0.47
1:3:130:LEU:HD22	1:3:343:MET:C	2.39	0.47
1:3:635:THR:OG1	1:3:639:VAL:HG21	2.14	0.47
1:5:138:LEU:HD13	1:5:148:PHE:CB	2.44	0.47
1:5:242:PHE:CE1	1:5:288:LEU:HB3	2.50	0.47
1:5:257:THR:HG23	1:5:260:SER:CB	2.44	0.47
1:5:409:LEU:HD22	1:5:631:THR:O	2.14	0.47
1:5:524:ARG:HG2	1:5:524:ARG:HH11	1.80	0.47
1:5:551:THR:CG2	1:5:585:ASN:HD21	2.27	0.47
1:5:615:CYS:C	1:5:617:PHE:H	2.22	0.47
2:6:34:LEU:HG	2:6:39:LEU:HB3	1.96	0.47
1:A:62:THR:HB	2:B:33:GLN:OE1	2.15	0.47
1:A:138:LEU:HD13	1:A:148:PHE:CB	2.45	0.47
1:C:83:GLY:C	1:C:84:ILE:HD12	2.39	0.47

*Continued on next page...*

*Continued from previous page...*

Atom-1	Atom-2	Interatomic distance (Å)	Clash overlap (Å)
1:C:169:TYR:OH	1:C:292:PHE:HA	2.15	0.47
1:I:564:ALA:O	1:I:581:PRO:HD2	2.15	0.47
1:K:91:ASP:OD1	1:K:317:TRP:HH2	1.97	0.47
1:K:634:ILE:HG21	1:K:640:GLN:HB2	1.95	0.47
2:L:103:HIS:C	2:L:105:ARG:H	2.23	0.47
1:M:65:LEU:HD12	2:N:128:LEU:HD11	1.96	0.47
1:M:641:ASN:C	1:M:643:ILE:H	2.23	0.47
1:O:188:LYS:HG2	1:O:189:GLY:H	1.80	0.47
1:O:455:SER:O	1:O:459:ILE:HG22	2.15	0.47
2:P:52:SER:O	2:P:55:THR:HG22	2.15	0.47
1:Q:455:SER:O	1:Q:459:ILE:HG22	2.15	0.47
1:S:56:TRP:CD2	2:T:42:LEU:HD21	2.50	0.47
1:S:455:SER:O	1:S:459:ILE:HG22	2.15	0.47
1:U:24:LYS:O	2:V:47:ASP:HA	2.14	0.47
1:U:584:MET:HA	1:U:584:MET:HE3	1.96	0.47
1:W:328:LEU:O	1:W:331:ILE:HG22	2.15	0.47
1:W:482:LEU:HD13	1:W:544:ILE:HG13	1.96	0.47
2:X:103:HIS:C	2:X:105:ARG:H	2.23	0.47
1:Y:257:THR:HG23	1:Y:260:SER:HB2	1.95	0.47
1:1:27:LEU:CD2	2:2:50:LEU:HD12	2.45	0.47
1:1:40:TRP:O	1:1:44:MET:HG3	2.14	0.47
1:1:257:THR:HG23	1:1:260:SER:HB2	1.97	0.47
1:3:115:LEU:CD2	1:3:359:VAL:HB	2.45	0.47
1:3:148:PHE:CZ	1:3:229:VAL:HG21	2.50	0.47
1:3:450:SER:HB2	1:3:477:PRO:O	2.15	0.47
2:6:52:SER:O	2:6:55:THR:HG22	2.15	0.47
2:B:26:TYR:CB	2:B:27:PRO:HD2	2.40	0.47
1:E:450:SER:HB2	1:E:477:PRO:O	2.14	0.47
1:G:100:MET:HG2	1:G:112:ILE:HG22	1.97	0.47
1:G:637:GLN:HE21	1:G:641:ASN:HD21	1.63	0.47
1:I:22:GLU:OE1	1:I:22:GLU:HA	2.14	0.47
1:I:356:MET:HG2	1:I:378:LEU:HD11	1.95	0.47
2:J:103:HIS:C	2:J:105:ARG:H	2.23	0.47
1:K:257:THR:HG23	1:K:260:SER:CB	2.45	0.47
1:K:609:GLN:OE1	1:K:613:ILE:HD11	2.15	0.47
1:M:455:SER:O	1:M:459:ILE:HG22	2.15	0.47
1:S:557:ASP:OD2	1:S:559:GLU:HB2	2.15	0.47
1:W:70:ASN:O	1:W:74:LEU:HG	2.15	0.47
1:W:73:LYS:C	1:W:75:ILE:H	2.22	0.47
1:W:156:SER:HB3	1:W:342:GLY:HA3	1.97	0.47
1:W:160:LEU:HD21	1:W:291:MET:HE2	1.96	0.47

*Continued on next page...*

*Continued from previous page...*

Atom-1	Atom-2	Interatomic distance (Å)	Clash overlap (Å)
1:Y:144:HIS:HE1	1:Y:181:THR:HG21	1.80	0.47
1:3:138:LEU:HD13	1:3:148:PHE:CB	2.45	0.47
1:3:244:PRO:HB2	1:3:249:MET:HE1	1.96	0.47
1:3:557:ASP:OD2	1:3:559:GLU:HB2	2.15	0.47
1:5:448:LEU:HD22	1:5:546:PRO:O	2.15	0.47
1:A:23:VAL:HG21	1:A:40:TRP:HE1	1.80	0.47
1:A:634:ILE:HG21	1:A:640:GLN:HB2	1.96	0.47
1:C:62:THR:HG21	2:D:34:LEU:H	1.80	0.47
1:C:543:MET:HE2	1:C:545:ILE:CG1	2.45	0.47
2:F:26:TYR:HB3	2:F:27:PRO:CD	2.42	0.47
1:G:56:TRP:CE2	1:G:61:VAL:HG21	2.50	0.47
1:I:455:SER:O	1:I:459:ILE:HG22	2.14	0.47
2:J:51:VAL:HG22	2:J:61:LEU:O	2.15	0.47
1:O:71:ARG:HH22	1:O:209:GLY:CA	2.24	0.47
1:O:551:THR:CG2	1:O:585:ASN:HD21	2.28	0.47
1:Q:557:ASP:OD2	1:Q:559:GLU:HB2	2.15	0.47
1:Q:586:LYS:O	1:Q:586:LYS:HG3	2.15	0.47
1:S:138:LEU:HD13	1:S:148:PHE:CB	2.44	0.47
1:U:91:ASP:OD1	1:U:317:TRP:HH2	1.98	0.47
1:U:586:LYS:HG3	1:U:586:LYS:O	2.15	0.47
1:U:634:ILE:HG21	1:U:640:GLN:HB2	1.96	0.47
1:W:91:ASP:OD1	1:W:317:TRP:HH2	1.97	0.47
1:W:92:ILE:HD11	1:W:304:ALA:HB1	1.97	0.47
1:W:584:MET:HA	1:W:584:MET:HE3	1.96	0.47
2:X:81:ASN:O	2:X:85:VAL:HG23	2.15	0.47
1:Y:69:LEU:HD23	2:Z:124:PHE:CD1	2.50	0.47
2:Z:101:THR:HG23	2:Z:105:ARG:CZ	2.44	0.47
1:1:82:LEU:HD12	1:1:82:LEU:C	2.39	0.47
1:1:138:LEU:HD13	1:1:148:PHE:CB	2.45	0.47
1:1:634:ILE:HG21	1:1:640:GLN:HB2	1.96	0.47
1:1:637:GLN:HE21	1:1:641:ASN:HD21	1.63	0.47
2:2:101:THR:HG22	2:2:102:GLY:N	2.27	0.47
2:4:29:CYS:SG	2:4:30:HIS:N	2.85	0.47
1:5:383:TYR:CD1	1:5:430:ARG:HD3	2.50	0.47
1:5:455:SER:O	1:5:459:ILE:HG22	2.14	0.47
1:A:29:ILE:HB	1:A:30:GLU:H	1.50	0.46
1:A:584:MET:HA	1:A:584:MET:HE3	1.98	0.46
1:C:345:SER:C	1:C:347:GLY:N	2.71	0.46
2:D:51:VAL:HG22	2:D:61:LEU:O	2.15	0.46
1:E:169:TYR:OH	1:E:292:PHE:HA	2.14	0.46
1:E:298:PHE:O	1:E:343:MET:HE2	2.15	0.46

*Continued on next page...*

*Continued from previous page...*

Atom-1	Atom-2	Interatomic distance (Å)	Clash overlap (Å)
1:G:186:THR:HG22	1:G:187:GLU:H	1.80	0.46
1:G:614:PHE:O	1:G:634:ILE:HD12	2.14	0.46
1:I:615:CYS:C	1:I:617:PHE:H	2.23	0.46
1:I:634:ILE:HG21	1:I:640:GLN:HB2	1.98	0.46
2:J:101:THR:HG23	2:J:105:ARG:CZ	2.44	0.46
2:L:48:ILE:HG12	2:L:64:LEU:HD23	1.97	0.46
1:M:328:LEU:O	1:M:331:ILE:HG22	2.15	0.46
1:Q:71:ARG:HH22	1:Q:209:GLY:CA	2.23	0.46
1:Q:551:THR:CG2	1:Q:585:ASN:HD21	2.28	0.46
1:S:169:TYR:OH	1:S:292:PHE:HA	2.16	0.46
1:U:346:TYR:HB2	1:U:385:LYS:HD2	1.96	0.46
1:U:544:ILE:HG22	1:U:553:ILE:HG12	1.97	0.46
1:U:551:THR:CG2	1:U:585:ASN:HD21	2.28	0.46
2:V:85:VAL:O	2:V:88:PHE:HB3	2.15	0.46
1:W:577:LEU:HD11	1:W:628:LEU:HD21	1.96	0.46
1:3:586:LYS:O	1:3:586:LYS:HG3	2.14	0.46
1:3:614:PHE:O	1:3:634:ILE:HD12	2.15	0.46
1:5:148:PHE:CZ	1:5:229:VAL:HG21	2.51	0.46
2:6:103:HIS:C	2:6:105:ARG:H	2.23	0.46
1:A:204:LEU:HD23	1:A:213:TYR:CE2	2.49	0.46
1:C:483:ARG:HD3	1:C:485:ASP:HB3	1.97	0.46
1:G:68:MET:CE	1:G:210:PRO:HG2	2.45	0.46
1:I:383:TYR:CD1	1:I:430:ARG:HD3	2.50	0.46
2:J:85:VAL:O	2:J:88:PHE:HB3	2.15	0.46
1:K:24:LYS:HG3	1:K:37:THR:HG22	1.95	0.46
1:K:138:LEU:HD13	1:K:148:PHE:CB	2.43	0.46
1:K:143:PRO:HG3	1:K:193:VAL:CG2	2.44	0.46
1:K:564:ALA:O	1:K:581:PRO:HD2	2.14	0.46
1:M:69:LEU:N	1:M:69:LEU:CD2	2.77	0.46
1:M:242:PHE:CE1	1:M:288:LEU:HB3	2.50	0.46
1:Q:21:SER:HA	1:Q:40:TRP:CH2	2.50	0.46
1:Q:273:GLU:HG3	1:Q:278:CYS:SG	2.56	0.46
1:Q:543:MET:HE2	1:Q:545:ILE:CG1	2.43	0.46
1:Q:615:CYS:C	1:Q:617:PHE:H	2.22	0.46
1:S:24:LYS:O	2:T:47:ASP:HA	2.15	0.46
1:S:111:VAL:HG12	1:S:113:SER:H	1.80	0.46
1:S:540:LYS:O	1:S:555:SER:HB2	2.16	0.46
1:U:415:THR:HG23	1:U:418:ARG:N	2.25	0.46
1:W:450:SER:HB2	1:W:477:PRO:O	2.16	0.46
1:Y:130:LEU:O	1:Y:342:GLY:O	2.33	0.46
1:1:27:LEU:HD23	2:2:50:LEU:HD12	1.97	0.46

*Continued on next page...*

*Continued from previous page...*

Atom-1	Atom-2	Interatomic distance (Å)	Clash overlap (Å)
1:1:584:MET:HA	1:1:584:MET:HE3	1.98	0.46
2:2:45:ILE:HG21	2:2:48:ILE:HD11	1.97	0.46
1:A:327:VAL:HG23	1:A:426:HIS:CE1	2.51	0.46
1:A:450:SER:HB2	1:A:477:PRO:O	2.14	0.46
1:C:59:ALA:HB2	1:C:149:TYR:OH	2.15	0.46
1:C:497:GLN:O	1:C:498:GLU:HG3	2.15	0.46
2:D:101:THR:HG23	2:D:105:ARG:CZ	2.46	0.46
1:E:63:GLU:O	1:E:64:ASP:C	2.57	0.46
1:E:557:ASP:OD2	1:E:559:GLU:HB2	2.15	0.46
1:G:433:ARG:CZ	1:G:522:GLU:HG3	2.46	0.46
1:K:455:SER:O	1:K:459:ILE:HG22	2.15	0.46
1:K:651:PHE:CD1	1:K:671:ALA:HA	2.49	0.46
2:L:85:VAL:O	2:L:88:PHE:HB3	2.16	0.46
1:O:82:LEU:HD22	1:O:247:LYS:HE2	1.97	0.46
1:O:404:TYR:CD2	1:O:449:LEU:HD22	2.50	0.46
1:Q:634:ILE:HG21	1:Q:640:GLN:HB2	1.97	0.46
1:S:64:ASP:HB3	2:T:32:THR:HA	1.96	0.46
1:S:111:VAL:HG21	1:S:358:THR:HG21	1.96	0.46
1:U:90:VAL:HG13	1:U:90:VAL:O	2.16	0.46
2:V:42:LEU:HD12	2:V:42:LEU:N	2.29	0.46
2:X:101:THR:HG23	2:X:105:ARG:CZ	2.46	0.46
1:Y:21:SER:HB3	1:Y:41:THR:CB	2.36	0.46
1:Y:129:GLN:HG2	1:Y:345:SER:HB2	1.98	0.46
1:1:69:LEU:HD21	2:2:123:LEU:HD22	1.97	0.46
1:1:614:PHE:O	1:1:634:ILE:HD12	2.16	0.46
2:2:101:THR:HG23	2:2:105:ARG:CZ	2.45	0.46
1:5:27:LEU:HD11	2:6:111:LEU:HD13	1.96	0.46
2:6:130:ARG:O	2:6:130:ARG:HD2	2.14	0.46
1:A:143:PRO:HG3	1:A:193:VAL:CG2	2.46	0.46
1:A:544:ILE:HG22	1:A:553:ILE:HG12	1.97	0.46
2:B:101:THR:HG23	2:B:105:ARG:CZ	2.45	0.46
2:F:37:GLN:HB3	2:F:38:HIS:H	1.46	0.46
1:I:273:GLU:HG3	1:I:278:CYS:SG	2.55	0.46
2:P:34:LEU:O	2:P:36:ALA:N	2.48	0.46
1:Q:188:LYS:HG2	1:Q:189:GLY:H	1.80	0.46
1:S:144:HIS:HE1	1:S:181:THR:HG21	1.81	0.46
1:S:516:ARG:HH11	1:S:516:ARG:HG3	1.81	0.46
2:T:81:ASN:O	2:T:85:VAL:HG23	2.14	0.46
1:U:298:PHE:O	1:U:343:MET:HE2	2.15	0.46
1:W:156:SER:CB	1:W:342:GLY:HA3	2.45	0.46
1:W:497:GLN:O	1:W:498:GLU:HG3	2.16	0.46

*Continued on next page...*

*Continued from previous page...*

Atom-1	Atom-2	Interatomic distance (Å)	Clash overlap (Å)
1:Y:186:THR:HG22	1:Y:187:GLU:H	1.80	0.46
1:Y:497:GLN:O	1:Y:498:GLU:HG3	2.15	0.46
1:1:169:TYR:OH	1:1:292:PHE:HA	2.15	0.46
1:1:242:PHE:CE1	1:1:288:LEU:HB3	2.50	0.46
1:1:516:ARG:HH11	1:1:516:ARG:HG3	1.81	0.46
1:5:424:GLY:O	1:5:428:VAL:HG23	2.16	0.46
1:5:482:LEU:HB3	1:5:544:ILE:HG13	1.97	0.46
1:C:557:ASP:OD2	1:C:559:GLU:HB2	2.15	0.46
1:E:455:SER:O	1:E:459:ILE:HG22	2.15	0.46
1:E:615:CYS:C	1:E:617:PHE:H	2.23	0.46
1:G:24:LYS:CB	1:G:37:THR:HG22	2.45	0.46
1:G:188:LYS:HG2	1:G:189:GLY:H	1.81	0.46
2:H:85:VAL:O	2:H:88:PHE:HB3	2.15	0.46
1:I:108:HIS:C	1:I:110:GLY:H	2.24	0.46
1:I:173:MET:HB3	1:I:178:LEU:HD13	1.98	0.46
1:I:290:THR:O	1:I:294:VAL:HG23	2.16	0.46
1:K:186:THR:HG22	1:K:187:GLU:H	1.80	0.46
1:M:144:HIS:HE1	1:M:181:THR:HG21	1.80	0.46
1:M:148:PHE:CE2	1:M:229:VAL:HG21	2.51	0.46
1:M:564:ALA:O	1:M:581:PRO:HD2	2.16	0.46
1:Q:87:ALA:O	1:Q:255:THR:HG22	2.15	0.46
1:S:111:VAL:HG12	1:S:112:ILE:N	2.29	0.46
1:S:273:GLU:HG2	1:S:519:LEU:HD12	1.98	0.46
1:U:84:ILE:O	1:U:86:LEU:HG	2.15	0.46
1:W:634:ILE:HG21	1:W:640:GLN:HB2	1.98	0.46
1:Y:250:PHE:O	1:Y:254:VAL:HG23	2.16	0.46
1:Y:429:LEU:HD11	1:Y:433:ARG:HH12	1.80	0.46
1:Y:641:ASN:C	1:Y:643:ILE:H	2.23	0.46
2:Z:85:VAL:O	2:Z:88:PHE:HB3	2.15	0.46
1:1:188:LYS:HG2	1:1:189:GLY:H	1.80	0.46
1:1:383:TYR:CD1	1:1:430:ARG:HD3	2.50	0.46
2:2:85:VAL:O	2:2:88:PHE:HB3	2.16	0.46
1:3:615:CYS:C	1:3:617:PHE:H	2.24	0.46
2:4:127:ASN:HD22	2:4:127:ASN:C	2.23	0.46
1:5:557:ASP:OD2	1:5:559:GLU:HB2	2.16	0.46
1:A:111:VAL:HG12	1:A:112:ILE:N	2.31	0.46
2:B:93:LEU:CB	2:B:108:LEU:HD13	2.46	0.46
1:C:68:MET:HE2	1:C:210:PRO:CG	2.45	0.46
1:E:409:LEU:HD11	1:E:632:THR:OG1	2.15	0.46
1:G:157:TYR:HA	1:G:171:GLY:O	2.15	0.46
1:G:584:MET:HA	1:G:584:MET:HE3	1.98	0.46

*Continued on next page...*

*Continued from previous page...*

Atom-1	Atom-2	Interatomic distance (Å)	Clash overlap (Å)
1:G:609:GLN:OE1	1:G:613:ILE:HD11	2.16	0.46
2:H:52:SER:O	2:H:55:THR:HG22	2.16	0.46
1:I:497:GLN:O	1:I:498:GLU:HG3	2.16	0.46
1:K:615:CYS:C	1:K:617:PHE:H	2.22	0.46
2:L:51:VAL:HG22	2:L:61:LEU:O	2.15	0.46
1:M:516:ARG:HG3	1:M:516:ARG:HH11	1.81	0.46
1:Q:40:TRP:CD1	1:Q:40:TRP:H	2.34	0.46
1:Q:448:LEU:HD22	1:Q:546:PRO:O	2.15	0.46
1:S:409:LEU:HD11	1:S:632:THR:OG1	2.16	0.46
2:T:30:HIS:CE1	2:T:129:ASN:HD22	2.34	0.46
1:U:455:SER:HB2	1:U:630:THR:HB	1.97	0.46
1:U:635:THR:OG1	1:U:639:VAL:HG21	2.16	0.46
1:W:564:ALA:O	1:W:581:PRO:HD2	2.15	0.46
1:Y:138:LEU:HD13	1:Y:148:PHE:CB	2.45	0.46
1:3:346:TYR:HB2	1:3:385:LYS:HD2	1.98	0.46
2:4:34:LEU:HD22	2:4:39:LEU:HD12	1.97	0.46
1:5:577:LEU:HD11	1:5:628:LEU:HD21	1.98	0.46
2:6:101:THR:HG22	2:6:102:GLY:N	2.28	0.46
1:A:524:ARG:C	1:A:526:ALA:N	2.74	0.46
2:B:40:LEU:H	2:B:40:LEU:CD2	2.27	0.46
1:C:459:ILE:CG2	1:C:494:MET:HG2	2.46	0.46
1:E:114:GLY:H	1:E:117:SER:HB2	1.80	0.46
1:E:298:PHE:CE1	1:E:328:LEU:HD23	2.51	0.46
1:K:493:SER:HB3	1:K:626:GLU:HG2	1.97	0.46
1:K:527:TRP:C	1:K:529:LEU:N	2.74	0.46
1:M:346:TYR:HB2	1:M:385:LYS:HD2	1.97	0.46
1:O:614:PHE:O	1:O:634:ILE:HD12	2.15	0.46
1:Q:356:MET:HG2	1:Q:378:LEU:HD11	1.96	0.46
2:T:101:THR:HG23	2:T:105:ARG:CZ	2.46	0.46
1:U:78:THR:HG21	1:U:217:THR:O	2.16	0.46
1:U:257:THR:HG23	1:U:260:SER:CB	2.45	0.46
1:W:482:LEU:HD11	1:W:529:LEU:HD11	1.98	0.46
2:X:51:VAL:HG22	2:X:61:LEU:O	2.16	0.46
1:1:157:TYR:HA	1:1:171:GLY:O	2.16	0.46
1:1:586:LYS:O	1:1:586:LYS:HG3	2.14	0.46
1:3:409:LEU:HD22	1:3:631:THR:O	2.16	0.46
1:A:157:TYR:HA	1:A:171:GLY:O	2.15	0.46
1:C:529:LEU:HD23	1:C:530:PRO:HD2	1.96	0.46
1:E:186:THR:HG22	1:E:187:GLU:H	1.80	0.46
1:E:409:LEU:HD21	1:E:632:THR:CB	2.46	0.46
1:E:497:GLN:O	1:E:498:GLU:HG3	2.15	0.46

*Continued on next page...*

*Continued from previous page...*

Atom-1	Atom-2	Interatomic distance (Å)	Clash overlap (Å)
1:G:20:LEU:HD12	2:H:43:GLU:OE1	2.16	0.46
1:G:298:PHE:O	1:G:343:MET:HE2	2.16	0.46
1:K:70:ASN:O	1:K:74:LEU:HB2	2.16	0.46
1:K:524:ARG:HA	1:K:527:TRP:CE2	2.50	0.46
1:S:497:GLN:O	1:S:498:GLU:HG3	2.15	0.46
1:S:641:ASN:C	1:S:643:ILE:H	2.24	0.46
1:U:148:PHE:CE2	1:U:229:VAL:HG21	2.50	0.46
1:U:516:ARG:HG3	1:U:516:ARG:HH11	1.81	0.46
1:W:40:TRP:CD1	1:W:40:TRP:H	2.33	0.46
1:W:102:VAL:HG23	1:W:121:MET:HG2	1.97	0.46
1:Y:82:LEU:C	1:Y:82:LEU:HD12	2.41	0.46
1:Y:131:PHE:CE1	1:Y:343:MET:HE1	2.51	0.46
1:1:497:GLN:O	1:1:498:GLU:HG3	2.16	0.46
1:3:584:MET:HA	1:3:584:MET:HE3	1.98	0.46
1:5:56:TRP:CE2	1:5:61:VAL:HG21	2.50	0.46
1:A:404:TYR:HD2	1:A:449:LEU:HD22	1.81	0.46
1:C:156:SER:HB3	1:C:342:GLY:HA3	1.96	0.46
1:C:584:MET:HA	1:C:584:MET:HE3	1.98	0.46
1:C:634:ILE:HG21	1:C:640:GLN:HB2	1.96	0.46
2:D:45:ILE:HD11	2:D:64:LEU:HD13	1.98	0.46
1:E:383:TYR:CD1	1:E:430:ARG:HD3	2.51	0.46
1:G:563:SER:OG	1:G:583:ILE:HG22	2.16	0.46
1:I:327:VAL:HG23	1:I:426:HIS:CE1	2.50	0.46
2:J:35:ARG:C	2:J:37:GLN:H	2.24	0.46
1:M:290:THR:O	1:M:294:VAL:HG23	2.16	0.46
1:M:615:CYS:C	1:M:617:PHE:H	2.22	0.46
1:O:89:PRO:HG2	1:O:256:MET:N	2.31	0.46
1:O:586:LYS:HG3	1:O:586:LYS:O	2.15	0.46
1:Q:56:TRP:CZ2	1:Q:61:VAL:HG11	2.51	0.46
1:Q:177:PHE:CZ	1:Q:205:PRO:HG3	2.50	0.46
1:S:634:ILE:HG21	1:S:640:GLN:HB2	1.98	0.46
2:T:51:VAL:HG22	2:T:61:LEU:O	2.14	0.46
1:U:160:LEU:HD21	1:U:291:MET:HE2	1.97	0.46
1:U:316:ARG:HA	1:U:374:TYR:HE1	1.81	0.46
1:Y:287:THR:HG22	1:Y:291:MET:HE3	1.98	0.46
2:Z:128:LEU:HD11	1:1:80:GLY:CA	2.46	0.46
1:3:68:MET:CE	1:3:210:PRO:HG2	2.45	0.46
1:3:634:ILE:HG21	1:3:640:GLN:HB2	1.98	0.46
1:5:59:ALA:O	1:5:61:VAL:N	2.49	0.46
1:A:188:LYS:HG2	1:A:189:GLY:H	1.80	0.46
1:A:459:ILE:HG21	1:A:494:MET:HG2	1.98	0.46

*Continued on next page...*

*Continued from previous page...*

Atom-1	Atom-2	Interatomic distance (Å)	Clash overlap (Å)
1:A:564:ALA:O	1:A:581:PRO:HD2	2.16	0.46
1:E:459:ILE:HG21	1:E:494:MET:HG2	1.97	0.46
1:G:20:LEU:HA	2:H:43:GLU:HA	1.98	0.46
1:I:80:GLY:O	1:I:82:LEU:N	2.48	0.46
1:I:557:ASP:OD2	1:I:559:GLU:HB2	2.15	0.46
1:I:614:PHE:O	1:I:634:ILE:HD12	2.16	0.46
1:M:404:TYR:HD2	1:M:449:LEU:HD22	1.81	0.46
1:M:429:LEU:HD11	1:M:433:ARG:HH12	1.81	0.46
1:O:327:VAL:HG23	1:O:426:HIS:CE1	2.50	0.46
1:O:448:LEU:HD22	1:O:546:PRO:O	2.16	0.46
2:R:85:VAL:O	2:R:88:PHE:HB3	2.16	0.46
2:V:52:SER:O	2:V:55:THR:HG22	2.14	0.46
1:W:614:PHE:HA	1:W:617:PHE:CD2	2.50	0.46
1:3:40:TRP:CD1	1:3:40:TRP:H	2.34	0.46
1:3:273:GLU:HG3	1:3:278:CYS:SG	2.56	0.46
1:5:148:PHE:CE2	1:5:229:VAL:HG21	2.51	0.46
1:C:564:ALA:O	1:C:581:PRO:HD2	2.17	0.45
1:E:21:SER:CB	1:E:41:THR:HB	2.45	0.45
1:G:21:SER:CB	1:G:41:THR:HB	2.46	0.45
1:G:557:ASP:OD2	1:G:559:GLU:HB2	2.15	0.45
1:I:270:VAL:HG12	1:I:274:MET:HE2	1.98	0.45
1:K:71:ARG:O	1:K:71:ARG:HG2	2.17	0.45
1:K:72:TYR:C	1:K:74:LEU:H	2.23	0.45
1:K:78:THR:HG22	1:K:215:SER:C	2.41	0.45
2:P:128:LEU:O	2:P:129:ASN:HB2	2.16	0.45
1:Q:23:VAL:HG22	2:R:45:ILE:O	2.16	0.45
1:Q:157:TYR:HA	1:Q:171:GLY:O	2.16	0.45
2:T:48:ILE:HG12	2:T:64:LEU:HD23	1.98	0.45
1:U:138:LEU:HD13	1:U:148:PHE:CB	2.44	0.45
2:V:81:ASN:O	2:V:85:VAL:HG23	2.16	0.45
1:W:551:THR:CG2	1:W:585:ASN:HD21	2.29	0.45
2:X:52:SER:O	2:X:55:THR:HG22	2.16	0.45
1:Y:450:SER:HB2	1:Y:477:PRO:O	2.16	0.45
1:Y:552:PHE:CG	1:Y:661:LEU:HD13	2.50	0.45
1:3:143:PRO:HG3	1:3:193:VAL:CG2	2.47	0.45
2:4:85:VAL:O	2:4:88:PHE:HB3	2.16	0.45
2:4:103:HIS:C	2:4:105:ARG:H	2.23	0.45
1:C:157:TYR:HA	1:C:171:GLY:O	2.15	0.45
1:C:179:MET:HG2	1:C:197:VAL:HG22	1.97	0.45
1:C:586:LYS:O	1:C:586:LYS:HG3	2.16	0.45
2:D:57:ASP:HB2	2:D:130:ARG:HH12	1.81	0.45

*Continued on next page...*

*Continued from previous page...*

Atom-1	Atom-2	Interatomic distance (Å)	Clash overlap (Å)
1:G:490:LYS:HZ2	1:G:626:GLU:HB3	1.81	0.45
1:K:459:ILE:HG21	1:K:494:MET:HG2	1.98	0.45
1:K:614:PHE:O	1:K:634:ILE:HD12	2.15	0.45
1:M:99:SER:HA	1:M:118:PRO:O	2.16	0.45
1:M:143:PRO:HG3	1:M:193:VAL:CG2	2.46	0.45
1:O:543:MET:HE2	1:O:545:ILE:CG1	2.46	0.45
2:P:39:LEU:C	2:P:39:LEU:HD22	2.41	0.45
2:P:60:SER:CB	2:P:83:LEU:HG	2.43	0.45
2:R:60:SER:CB	2:R:83:LEU:HG	2.41	0.45
1:S:40:TRP:H	1:S:40:TRP:CD1	2.34	0.45
1:S:56:TRP:CE3	2:T:42:LEU:HD21	2.51	0.45
1:U:116:ASN:N	1:U:116:ASN:ND2	2.59	0.45
1:U:614:PHE:O	1:U:634:ILE:HD12	2.15	0.45
1:W:69:LEU:HD21	2:X:123:LEU:HB2	1.98	0.45
1:W:415:THR:HG23	1:W:418:ARG:N	2.24	0.45
1:W:586:LYS:HG3	1:W:586:LYS:O	2.16	0.45
1:1:156:SER:HB3	1:1:342:GLY:HA3	1.97	0.45
1:5:544:ILE:HG22	1:5:553:ILE:HG12	1.98	0.45
2:6:35:ARG:C	2:6:37:GLN:H	2.24	0.45
1:A:273:GLU:HG3	1:A:278:CYS:SG	2.56	0.45
1:A:290:THR:O	1:A:294:VAL:HG23	2.16	0.45
1:C:138:LEU:HD13	1:C:148:PHE:CB	2.44	0.45
1:C:592:VAL:HG12	1:C:593:ALA:N	2.31	0.45
2:D:60:SER:CB	2:D:83:LEU:HG	2.45	0.45
1:E:290:THR:O	1:E:294:VAL:HG23	2.16	0.45
1:E:584:MET:HA	1:E:584:MET:HE3	1.98	0.45
1:G:77:LYS:HD2	2:V:124:PHE:CD1	2.50	0.45
1:I:317:TRP:HD1	1:I:318:LEU:HD23	1.81	0.45
1:I:584:MET:HA	1:I:584:MET:HE3	1.98	0.45
1:K:592:VAL:HG12	1:K:593:ALA:N	2.32	0.45
1:M:160:LEU:CD1	1:M:338:ALA:HB2	2.39	0.45
1:M:270:VAL:HG12	1:M:274:MET:HE2	1.97	0.45
1:M:584:MET:HA	1:M:584:MET:HE3	1.97	0.45
1:O:94:ALA:O	1:O:95:VAL:C	2.60	0.45
1:Q:563:SER:OG	1:Q:583:ILE:HG22	2.17	0.45
1:Q:609:GLN:OE1	1:Q:613:ILE:HD11	2.16	0.45
1:W:23:VAL:O	1:W:23:VAL:HG13	2.17	0.45
1:W:459:ILE:HG21	1:W:494:MET:HG2	1.98	0.45
1:W:554:ILE:HD12	1:W:554:ILE:N	2.31	0.45
1:Y:483:ARG:HD3	1:Y:485:ASP:HB3	1.97	0.45
1:1:143:PRO:HG3	1:1:193:VAL:CG2	2.45	0.45

*Continued on next page...*

*Continued from previous page...*

Atom-1	Atom-2	Interatomic distance (Å)	Clash overlap (Å)
2:2:45:ILE:HG12	2:2:64:LEU:HD22	1.97	0.45
1:5:92:ILE:HD12	1:5:92:ILE:N	2.32	0.45
1:A:270:VAL:HG12	1:A:274:MET:HE2	1.98	0.45
1:C:143:PRO:HG3	1:C:193:VAL:CG2	2.45	0.45
1:C:635:THR:OG1	1:C:639:VAL:HG21	2.16	0.45
2:D:52:SER:H	2:D:55:THR:HG22	1.81	0.45
1:E:177:PHE:CZ	1:E:205:PRO:HG3	2.52	0.45
1:E:564:ALA:O	1:E:581:PRO:HD2	2.16	0.45
1:E:641:ASN:C	1:E:643:ILE:H	2.24	0.45
1:G:138:LEU:HD13	1:G:148:PHE:CB	2.44	0.45
1:G:634:ILE:HG21	1:G:640:GLN:HB2	1.99	0.45
1:I:516:ARG:HH11	1:I:516:ARG:HG3	1.81	0.45
1:I:592:VAL:HG12	1:I:593:ALA:N	2.32	0.45
1:K:586:LYS:O	1:K:586:LYS:HG3	2.15	0.45
2:N:51:VAL:HG22	2:N:61:LEU:O	2.15	0.45
1:Q:490:LYS:HZ2	1:Q:626:GLU:HB3	1.80	0.45
1:S:327:VAL:HG23	1:S:426:HIS:CE1	2.50	0.45
1:U:455:SER:HB2	1:U:630:THR:CG2	2.47	0.45
2:V:35:ARG:HG2	2:V:35:ARG:HH11	1.80	0.45
1:W:24:LYS:HA	1:W:37:THR:HA	1.99	0.45
1:W:71:ARG:NH2	1:W:209:GLY:HA3	2.31	0.45
1:W:455:SER:O	1:W:459:ILE:HG22	2.16	0.45
1:3:502:ASP:O	1:3:506:VAL:HG23	2.16	0.45
1:5:102:VAL:HG23	1:5:121:MET:HG2	1.98	0.45
1:5:450:SER:HB2	1:5:477:PRO:O	2.15	0.45
2:6:45:ILE:CD1	2:6:64:LEU:HB3	2.45	0.45
2:6:85:VAL:O	2:6:88:PHE:HB3	2.15	0.45
1:A:257:THR:HG23	1:A:260:SER:HB2	1.98	0.45
1:C:41:THR:HG23	1:C:42:GLU:N	2.31	0.45
1:C:614:PHE:O	1:C:634:ILE:HD12	2.17	0.45
1:E:157:TYR:HA	1:E:171:GLY:O	2.15	0.45
1:E:516:ARG:HG3	1:E:516:ARG:HH11	1.81	0.45
1:E:544:ILE:HG22	1:E:553:ILE:HG12	1.98	0.45
1:G:242:PHE:CE1	1:G:288:LEU:HB3	2.52	0.45
1:I:554:ILE:HG13	1:I:579:LEU:HD23	1.97	0.45
1:K:21:SER:HB3	1:K:41:THR:CB	2.38	0.45
1:K:188:LYS:HG2	1:K:189:GLY:H	1.82	0.45
1:M:273:GLU:HG3	1:M:278:CYS:SG	2.56	0.45
1:M:329:LYS:NZ	1:M:344:GLN:NE2	2.63	0.45
1:M:493:SER:HB3	1:M:626:GLU:HG2	1.98	0.45
1:M:592:VAL:HG12	1:M:593:ALA:N	2.31	0.45

*Continued on next page...*

*Continued from previous page...*

Atom-1	Atom-2	Interatomic distance (Å)	Clash overlap (Å)
2:N:29:CYS:O	2:N:61:LEU:HD13	2.16	0.45
2:N:60:SER:CB	2:N:83:LEU:HG	2.43	0.45
1:O:346:TYR:HB2	1:O:385:LYS:HD2	1.98	0.45
1:O:634:ILE:HG21	1:O:640:GLN:HB2	1.99	0.45
1:Q:63:GLU:O	1:Q:64:ASP:C	2.58	0.45
1:S:91:ASP:OD2	1:S:317:TRP:HH2	2.00	0.45
2:T:30:HIS:NE2	2:T:129:ASN:HA	2.31	0.45
2:V:101:THR:HG23	2:V:105:ARG:CZ	2.46	0.45
1:W:148:PHE:CE2	1:W:229:VAL:HG21	2.51	0.45
1:Y:356:MET:HG2	1:Y:378:LEU:HD11	1.98	0.45
1:Y:586:LYS:O	1:Y:586:LYS:HG3	2.15	0.45
1:1:144:HIS:HE1	1:1:181:THR:HG21	1.82	0.45
1:1:204:LEU:HD23	1:1:213:TYR:CE2	2.51	0.45
1:1:641:ASN:C	1:1:643:ILE:H	2.24	0.45
2:2:51:VAL:HG22	2:2:61:LEU:O	2.16	0.45
1:3:257:THR:HG23	1:3:260:SER:CB	2.47	0.45
1:3:544:ILE:HG22	1:3:553:ILE:HG12	1.98	0.45
1:5:40:TRP:CD1	1:5:40:TRP:H	2.34	0.45
1:5:104:ALA:HB3	1:5:125:PRO:HB2	1.97	0.45
1:A:586:LYS:O	1:A:586:LYS:HG3	2.16	0.45
1:A:641:ASN:C	1:A:643:ILE:H	2.24	0.45
1:C:208:ARG:HG2	1:C:209:GLY:N	2.31	0.45
1:C:639:VAL:O	1:C:643:ILE:HG13	2.17	0.45
2:D:57:ASP:CB	2:D:130:ARG:HH12	2.29	0.45
1:G:429:LEU:HD11	1:G:433:ARG:HH12	1.82	0.45
1:I:50:LEU:HD22	1:I:52:PRO:HD3	1.99	0.45
1:M:287:THR:HG22	1:M:291:MET:HE3	1.99	0.45
1:M:415:THR:HG23	1:M:418:ARG:N	2.26	0.45
1:O:40:TRP:CD1	1:O:40:TRP:H	2.34	0.45
1:O:66:ALA:CB	2:P:128:LEU:HD23	2.46	0.45
2:R:51:VAL:HG22	2:R:61:LEU:O	2.17	0.45
1:S:70:ASN:HA	1:S:73:LYS:HE2	1.99	0.45
1:U:41:THR:HG23	1:U:42:GLU:N	2.32	0.45
1:U:188:LYS:HG2	1:U:189:GLY:H	1.82	0.45
1:U:242:PHE:CE1	1:U:288:LEU:HB3	2.51	0.45
1:W:568:ALA:HA	1:W:599:ILE:HD12	1.99	0.45
1:Y:156:SER:CB	1:Y:342:GLY:HA3	2.45	0.45
1:Y:188:LYS:HG2	1:Y:189:GLY:H	1.80	0.45
1:Y:273:GLU:HG3	1:Y:278:CYS:SG	2.57	0.45
2:2:24:TRP:O	2:2:25:ALA:HB2	2.17	0.45
1:3:179:MET:HG2	1:3:197:VAL:HG22	1.99	0.45

*Continued on next page...*

*Continued from previous page...*

Atom-1	Atom-2	Interatomic distance (Å)	Clash overlap (Å)
1:3:497:GLN:O	1:3:498:GLU:HG3	2.17	0.45
1:A:528:HIS:O	1:A:529:LEU:C	2.59	0.45
1:C:273:GLU:HG3	1:C:278:CYS:SG	2.57	0.45
1:E:70:ASN:CA	1:E:73:LYS:HG2	2.44	0.45
1:E:188:LYS:HG2	1:E:189:GLY:H	1.81	0.45
1:G:40:TRP:CD1	1:G:40:TRP:H	2.35	0.45
1:G:270:VAL:HG12	1:G:274:MET:HE2	1.98	0.45
1:G:483:ARG:HD3	1:G:485:ASP:HB3	1.99	0.45
1:M:243:VAL:N	1:M:285:THR:HG22	2.20	0.45
1:O:68:MET:SD	1:O:210:PRO:CG	3.01	0.45
1:O:186:THR:HG22	1:O:187:GLU:H	1.80	0.45
1:O:273:GLU:HG3	1:O:278:CYS:SG	2.56	0.45
1:Q:411:GLN:HE22	1:Q:417:MET:HE3	1.82	0.45
1:Q:554:ILE:HD12	1:Q:554:ILE:N	2.31	0.45
2:R:86:VAL:O	2:R:90:ILE:HG13	2.17	0.45
2:T:85:VAL:O	2:T:88:PHE:HB3	2.16	0.45
1:U:455:SER:O	1:U:459:ILE:HG22	2.17	0.45
1:U:603:GLN:HG2	1:U:671:ALA:O	2.16	0.45
1:U:615:CYS:C	1:U:617:PHE:H	2.24	0.45
1:W:609:GLN:OE1	1:W:613:ILE:HD11	2.16	0.45
1:1:40:TRP:CD1	1:1:40:TRP:H	2.35	0.45
2:2:52:SER:O	2:2:55:THR:HG22	2.16	0.45
1:5:188:LYS:HG2	1:5:189:GLY:H	1.80	0.45
1:C:290:THR:O	1:C:294:VAL:HG23	2.16	0.45
1:E:92:ILE:HG21	1:E:313:VAL:HG12	1.98	0.45
2:F:85:VAL:O	2:F:88:PHE:HB3	2.16	0.45
2:H:39:LEU:C	2:H:39:LEU:HD12	2.42	0.45
1:K:242:PHE:CE1	1:K:288:LEU:HB3	2.51	0.45
1:K:482:LEU:HB3	1:K:544:ILE:CG1	2.47	0.45
1:M:483:ARG:HD3	1:M:485:ASP:HB3	1.98	0.45
1:O:29:ILE:HG22	1:O:30:GLU:N	2.26	0.45
1:O:257:THR:HG23	1:O:260:SER:CB	2.47	0.45
1:O:336:TYR:C	1:O:338:ALA:N	2.75	0.45
1:O:592:VAL:HG12	1:O:593:ALA:N	2.31	0.45
1:O:651:PHE:CD1	1:O:671:ALA:HA	2.52	0.45
2:P:24:TRP:HZ3	2:P:55:THR:HB	1.82	0.45
2:R:101:THR:HG22	2:R:102:GLY:N	2.27	0.45
1:Y:148:PHE:CE2	1:Y:229:VAL:HG21	2.52	0.45
1:Y:615:CYS:C	1:Y:617:PHE:H	2.24	0.45
1:1:415:THR:HG23	1:1:418:ARG:N	2.25	0.45
2:2:48:ILE:HG12	2:2:64:LEU:HD23	1.98	0.45

*Continued on next page...*

*Continued from previous page...*

Atom-1	Atom-2	Interatomic distance (Å)	Clash overlap (Å)
2:4:52:SER:H	2:4:55:THR:HG21	1.81	0.45
1:5:639:VAL:O	1:5:643:ILE:HG13	2.17	0.45
1:A:62:THR:HG21	2:B:34:LEU:CD2	2.46	0.45
1:C:242:PHE:CE1	1:C:288:LEU:HB3	2.51	0.45
1:C:270:VAL:HG12	1:C:274:MET:HE2	1.99	0.45
1:E:160:LEU:HD21	1:E:291:MET:HE2	1.99	0.45
2:F:101:THR:HG22	2:F:102:GLY:N	2.29	0.45
1:I:102:VAL:O	1:I:121:MET:HA	2.17	0.45
1:K:156:SER:CB	1:K:342:GLY:HA3	2.47	0.45
2:L:128:LEU:HD22	2:L:128:LEU:N	2.32	0.45
1:M:497:GLN:O	1:M:498:GLU:HG3	2.16	0.45
1:M:563:SER:OG	1:M:583:ILE:HG22	2.17	0.45
2:N:34:LEU:HD12	2:N:38:HIS:O	2.17	0.45
1:U:85:ALA:O	1:U:86:LEU:HD23	2.16	0.45
1:U:641:ASN:C	1:U:643:ILE:H	2.24	0.45
1:W:68:MET:SD	1:W:210:PRO:HG2	2.57	0.45
1:W:316:ARG:HA	1:W:374:TYR:CE1	2.52	0.45
1:Y:634:ILE:HG21	1:Y:640:GLN:HB2	1.99	0.45
1:Y:639:VAL:O	1:Y:643:ILE:HG13	2.16	0.45
1:5:66:ALA:CA	2:6:128:LEU:HD13	2.42	0.45
1:5:641:ASN:C	1:5:643:ILE:H	2.25	0.45
2:6:86:VAL:O	2:6:90:ILE:HG13	2.16	0.45
1:E:27:LEU:HB2	1:E:34:SER:HB2	1.99	0.45
1:E:138:LEU:HD13	1:E:148:PHE:CB	2.45	0.45
1:K:108:HIS:C	1:K:110:GLY:H	2.25	0.45
1:K:156:SER:HB3	1:K:342:GLY:HA3	1.99	0.45
1:K:563:SER:OG	1:K:583:ILE:HG22	2.17	0.45
1:M:50:LEU:HD22	1:M:52:PRO:HD3	1.99	0.45
1:M:552:PHE:CG	1:M:661:LEU:HD13	2.52	0.45
1:O:85:ALA:O	1:O:86:LEU:HD23	2.17	0.45
1:O:116:ASN:HD22	1:O:117:SER:N	2.14	0.45
1:Q:148:PHE:CE2	1:Q:229:VAL:HG21	2.51	0.45
2:R:37:GLN:HG2	2:R:38:HIS:H	1.82	0.45
1:S:27:LEU:HD23	2:T:50:LEU:HD12	1.98	0.45
1:U:58:GLU:OE1	1:U:150:GLN:HB2	2.16	0.45
1:U:609:GLN:OE1	1:U:613:ILE:HD11	2.16	0.45
1:W:65:LEU:H	1:W:65:LEU:CD2	2.28	0.45
1:W:143:PRO:HG3	1:W:193:VAL:CG2	2.47	0.45
1:W:483:ARG:HD3	1:W:485:ASP:HB3	1.98	0.45
1:1:455:SER:O	1:1:459:ILE:HG22	2.17	0.45
1:3:99:SER:CB	1:3:119:ALA:HA	2.47	0.45

*Continued on next page...*

*Continued from previous page...*

Atom-1	Atom-2	Interatomic distance (Å)	Clash overlap (Å)
1:5:144:HIS:HE1	1:5:181:THR:HG21	1.81	0.45
1:5:273:GLU:HG3	1:5:278:CYS:SG	2.57	0.45
1:5:609:GLN:OE1	1:5:613:ILE:HD11	2.17	0.45
1:A:94:ALA:O	1:A:95:VAL:C	2.60	0.44
1:C:88:GLU:HA	1:C:89:PRO:HD3	1.81	0.44
1:C:459:ILE:HG21	1:C:494:MET:HG2	2.00	0.44
1:E:40:TRP:CD1	1:E:40:TRP:H	2.34	0.44
1:E:635:THR:OG1	1:E:639:VAL:HG21	2.17	0.44
1:G:323:PHE:CZ	1:G:423:ILE:HG23	2.52	0.44
1:K:169:TYR:OH	1:K:292:PHE:HA	2.16	0.44
1:M:188:LYS:HG2	1:M:189:GLY:H	1.82	0.44
1:M:568:ALA:HA	1:M:599:ILE:HD12	1.98	0.44
1:O:21:SER:CB	1:O:41:THR:HB	2.41	0.44
1:O:129:GLN:OE1	1:O:345:SER:HB2	2.16	0.44
2:T:39:LEU:O	2:T:39:LEU:HD13	2.17	0.44
1:U:497:GLN:O	1:U:498:GLU:HG3	2.16	0.44
1:W:615:CYS:C	1:W:617:PHE:H	2.24	0.44
1:Y:554:ILE:HD12	1:Y:554:ILE:N	2.32	0.44
1:1:71:ARG:NH2	1:1:209:GLY:HA3	2.32	0.44
1:C:56:TRP:CG	2:D:42:LEU:HD11	2.51	0.44
1:E:91:ASP:CG	1:E:317:TRP:CH2	2.95	0.44
1:E:346:TYR:HB2	1:E:385:LYS:HD2	2.00	0.44
1:E:554:ILE:HG13	1:E:579:LEU:HD23	1.99	0.44
1:G:57:ARG:HH11	2:H:39:LEU:HD23	1.81	0.44
1:G:144:HIS:HE1	1:G:181:THR:HG21	1.82	0.44
1:G:179:MET:HG2	1:G:197:VAL:HG22	1.99	0.44
1:G:433:ARG:NH2	1:G:522:GLU:HG3	2.32	0.44
1:I:69:LEU:C	1:I:71:ARG:N	2.74	0.44
1:I:84:ILE:O	1:I:86:LEU:HG	2.18	0.44
1:I:316:ARG:HA	1:I:374:TYR:HE1	1.81	0.44
1:K:483:ARG:HD3	1:K:485:ASP:HB3	1.98	0.44
1:K:568:ALA:HA	1:K:599:ILE:HD12	1.99	0.44
1:O:204:LEU:HD23	1:O:213:TYR:CD2	2.52	0.44
1:O:459:ILE:CG2	1:O:494:MET:HG2	2.48	0.44
1:O:516:ARG:HH11	1:O:516:ARG:HG3	1.81	0.44
1:O:615:CYS:C	1:O:617:PHE:H	2.24	0.44
1:Q:488:ARG:NH1	1:Q:492:LEU:HD12	2.32	0.44
1:S:86:LEU:HB3	1:S:255:THR:HG23	1.98	0.44
1:S:564:ALA:O	1:S:581:PRO:HD2	2.17	0.44
1:U:287:THR:HG22	1:U:291:MET:HE3	1.98	0.44
1:Y:169:TYR:OH	1:Y:292:PHE:HA	2.17	0.44

*Continued on next page...*

*Continued from previous page...*

Atom-1	Atom-2	Interatomic distance (Å)	Clash overlap (Å)
1:3:609:GLN:OE1	1:3:613:ILE:HD11	2.17	0.44
2:4:93:LEU:CB	2:4:108:LEU:HD13	2.46	0.44
1:A:497:GLN:O	1:A:498:GLU:HG3	2.17	0.44
1:C:144:HIS:HE1	1:C:181:THR:HG21	1.82	0.44
2:F:51:VAL:HG22	2:F:61:LEU:O	2.18	0.44
1:G:143:PRO:HG3	1:G:193:VAL:CG2	2.45	0.44
1:I:27:LEU:HD21	2:J:111:LEU:CD1	2.48	0.44
1:I:257:THR:HG23	1:I:260:SER:CB	2.46	0.44
1:K:641:ASN:C	1:K:643:ILE:H	2.24	0.44
1:M:70:ASN:HA	1:M:73:LYS:CG	2.47	0.44
1:M:483:ARG:NH1	1:M:483:ARG:HG3	2.32	0.44
1:O:92:ILE:HD13	1:O:313:VAL:CG1	2.48	0.44
1:O:149:TYR:CE2	1:O:208:ARG:HA	2.52	0.44
1:O:482:LEU:HD11	1:O:529:LEU:HD11	1.98	0.44
1:Q:404:TYR:HD2	1:Q:449:LEU:HD22	1.81	0.44
1:S:68:MET:HE1	2:T:83:LEU:HD12	2.00	0.44
1:S:177:PHE:CZ	1:S:205:PRO:HG3	2.52	0.44
1:S:459:ILE:HG21	1:S:494:MET:HG2	1.99	0.44
1:W:64:ASP:HA	2:X:31:VAL:HB	2.00	0.44
1:W:67:SER:HA	1:W:70:ASN:ND2	2.32	0.44
1:W:572:TYR:HB2	1:W:624:GLU:O	2.18	0.44
1:1:61:VAL:HG12	2:2:85:VAL:HG22	1.98	0.44
1:1:173:MET:HB3	1:1:178:LEU:HD13	1.99	0.44
1:1:544:ILE:HG22	1:1:553:ILE:HG12	2.00	0.44
1:3:108:HIS:C	1:3:110:GLY:H	2.25	0.44
1:A:448:LEU:HD22	1:A:546:PRO:O	2.17	0.44
1:C:156:SER:CB	1:C:342:GLY:HA3	2.47	0.44
1:C:450:SER:HB2	1:C:477:PRO:O	2.17	0.44
2:D:130:ARG:HD2	2:D:130:ARG:O	2.17	0.44
2:F:45:ILE:CD1	2:F:64:LEU:HD13	2.47	0.44
2:F:48:ILE:HG12	2:F:64:LEU:HD23	1.99	0.44
1:G:497:GLN:O	1:G:498:GLU:HG3	2.18	0.44
2:H:51:VAL:HG22	2:H:61:LEU:O	2.17	0.44
2:H:93:LEU:CB	2:H:108:LEU:HD13	2.47	0.44
1:I:62:THR:HG21	2:J:34:LEU:CD2	2.42	0.44
1:I:69:LEU:C	1:I:71:ARG:H	2.25	0.44
1:I:568:ALA:HA	1:I:599:ILE:HD12	2.00	0.44
1:K:450:SER:HB2	1:K:477:PRO:O	2.17	0.44
1:K:482:LEU:HB3	1:K:544:ILE:HG13	1.99	0.44
2:L:26:TYR:CZ	2:L:49:TYR:HB3	2.52	0.44
1:M:103:ASP:OD2	1:M:105:SER:HB3	2.17	0.44

*Continued on next page...*

*Continued from previous page...*

Atom-1	Atom-2	Interatomic distance (Å)	Clash overlap (Å)
1:M:204:LEU:HD23	1:M:213:TYR:CE2	2.52	0.44
1:M:409:LEU:HD21	1:M:632:THR:CB	2.47	0.44
1:M:419:GLU:O	1:M:423:ILE:HG13	2.17	0.44
1:S:531:ALA:HB2	1:S:551:THR:OG1	2.18	0.44
1:U:428:VAL:HG21	1:U:446:TYR:CE1	2.53	0.44
1:W:456:ALA:N	1:W:630:THR:HG22	2.15	0.44
1:Y:73:LYS:NZ	1:1:76:TYR:HE1	2.16	0.44
1:Y:257:THR:HG23	1:Y:260:SER:CB	2.47	0.44
1:1:298:PHE:O	1:1:343:MET:HE2	2.17	0.44
2:2:86:VAL:O	2:2:90:ILE:HG13	2.18	0.44
1:3:64:ASP:HB3	2:4:32:THR:HA	2.00	0.44
1:5:143:PRO:HG3	1:5:193:VAL:CG2	2.46	0.44
2:6:34:LEU:HG	2:6:39:LEU:CA	2.48	0.44
1:A:208:ARG:HG2	1:A:209:GLY:N	2.33	0.44
1:A:609:GLN:OE1	1:A:613:ILE:HD11	2.17	0.44
1:E:68:MET:HG3	1:E:69:LEU:N	2.32	0.44
1:E:280:GLU:N	1:E:281:PRO:CD	2.81	0.44
1:E:634:ILE:HG21	1:E:640:GLN:HB2	1.98	0.44
1:G:320:LYS:HA	1:G:377:ARG:CD	2.44	0.44
1:I:482:LEU:HD13	1:I:544:ILE:HG13	1.99	0.44
1:K:635:THR:OG1	1:K:639:VAL:HG21	2.18	0.44
1:M:20:LEU:N	2:N:43:GLU:O	2.51	0.44
1:M:208:ARG:HG2	1:M:209:GLY:N	2.33	0.44
1:O:177:PHE:CZ	1:O:205:PRO:HG3	2.53	0.44
1:Q:104:ALA:HB2	1:Q:121:MET:CE	2.48	0.44
1:Q:641:ASN:C	1:Q:643:ILE:H	2.25	0.44
1:U:130:LEU:HD22	1:U:343:MET:O	2.17	0.44
1:U:298:PHE:CE1	1:U:328:LEU:HD23	2.53	0.44
1:W:641:ASN:C	1:W:643:ILE:H	2.25	0.44
1:Y:177:PHE:CZ	1:Y:205:PRO:HG3	2.52	0.44
1:Y:341:LYS:HE3	1:Y:341:LYS:HB2	1.84	0.44
1:5:524:ARG:HG2	1:5:524:ARG:NH1	2.32	0.44
1:A:62:THR:HG21	2:B:34:LEU:HD22	1.99	0.44
1:A:433:ARG:NH2	1:A:522:GLU:HG3	2.32	0.44
1:A:516:ARG:HH11	1:A:516:ARG:HG3	1.82	0.44
1:G:23:VAL:HG21	1:G:40:TRP:HE1	1.82	0.44
1:G:243:VAL:N	1:G:285:THR:HG22	2.20	0.44
1:I:429:LEU:HD11	1:I:433:ARG:HH12	1.82	0.44
1:I:609:GLN:OE1	1:I:613:ILE:HD11	2.16	0.44
2:J:68:LYS:HG2	2:J:69:ASN:N	2.33	0.44
1:K:40:TRP:H	1:K:40:TRP:CD1	2.34	0.44

*Continued on next page...*

*Continued from previous page...*

Atom-1	Atom-2	Interatomic distance (Å)	Clash overlap (Å)
1:K:273:GLU:HG3	1:K:278:CYS:SG	2.58	0.44
1:K:455:SER:HB2	1:K:630:THR:HB	1.98	0.44
1:M:92:ILE:HD11	1:M:304:ALA:HB1	1.98	0.44
2:N:52:SER:C	2:N:54:GLN:H	2.26	0.44
1:O:143:PRO:HG3	1:O:193:VAL:CG2	2.48	0.44
1:U:116:ASN:N	1:U:116:ASN:HD22	2.14	0.44
1:W:242:PHE:CE1	1:W:288:LEU:HB3	2.51	0.44
1:W:557:ASP:OD2	1:W:559:GLU:HB2	2.18	0.44
1:Y:56:TRP:CZ2	1:Y:61:VAL:HG11	2.53	0.44
1:Y:61:VAL:HG11	2:Z:64:LEU:HD11	2.00	0.44
1:Y:160:LEU:HD21	1:Y:291:MET:HE2	2.00	0.44
1:Y:456:ALA:N	1:Y:630:THR:HG22	2.22	0.44
1:1:84:ILE:HD13	1:1:84:ILE:N	2.31	0.44
1:1:455:SER:HB2	1:1:630:THR:HB	2.00	0.44
1:1:482:LEU:HB3	1:1:544:ILE:CG1	2.47	0.44
1:3:242:PHE:CE1	1:3:288:LEU:HB3	2.53	0.44
1:5:50:LEU:HD22	1:5:52:PRO:HD3	2.00	0.44
1:5:108:HIS:C	1:5:110:GLY:H	2.26	0.44
1:5:138:LEU:HD12	1:5:149:TYR:O	2.17	0.44
1:5:298:PHE:CE1	1:5:328:LEU:HD23	2.53	0.44
1:A:115:LEU:HD22	1:A:359:VAL:CG2	2.48	0.44
1:A:424:GLY:O	1:A:428:VAL:HG23	2.18	0.44
1:A:625:LYS:HE2	1:A:655:HIS:CE1	2.53	0.44
1:C:204:LEU:HD23	1:C:213:TYR:CD2	2.52	0.44
1:G:290:THR:O	1:G:294:VAL:HG23	2.17	0.44
1:G:554:ILE:HD12	1:G:554:ILE:N	2.33	0.44
1:I:111:VAL:CG1	1:I:358:THR:HG21	2.40	0.44
2:J:32:THR:O	2:J:34:LEU:N	2.51	0.44
2:J:40:LEU:N	2:J:40:LEU:CD2	2.81	0.44
1:O:100:MET:HB3	1:O:101:GLN:H	1.60	0.44
1:Q:242:PHE:CE1	1:Q:288:LEU:HB3	2.53	0.44
1:S:242:PHE:CE1	1:S:288:LEU:HB3	2.52	0.44
2:T:39:LEU:N	2:T:39:LEU:CD1	2.80	0.44
2:T:68:LYS:HG2	2:T:69:ASN:N	2.33	0.44
1:U:40:TRP:CD1	1:U:40:TRP:H	2.35	0.44
1:U:64:ASP:HA	2:V:31:VAL:CG2	2.48	0.44
1:W:65:LEU:CD2	2:X:31:VAL:HG23	2.41	0.44
1:W:103:ASP:O	1:W:104:ALA:C	2.60	0.44
1:Y:563:SER:OG	1:Y:583:ILE:HG22	2.18	0.44
1:3:641:ASN:C	1:3:643:ILE:H	2.25	0.44
1:A:483:ARG:HD3	1:A:485:ASP:HB3	1.99	0.44

*Continued on next page...*

*Continued from previous page...*

Atom-1	Atom-2	Interatomic distance (Å)	Clash overlap (Å)
1:C:91:ASP:CG	1:C:317:TRP:CH2	2.95	0.44
1:C:336:TYR:C	1:C:338:ALA:N	2.76	0.44
1:C:409:LEU:HD22	1:C:631:THR:O	2.18	0.44
2:D:35:ARG:O	2:D:37:GLN:N	2.51	0.44
1:K:270:VAL:HG12	1:K:274:MET:HE2	1.99	0.44
1:M:41:THR:HG23	1:M:42:GLU:N	2.33	0.44
1:M:276:GLY:C	1:M:278:CYS:H	2.26	0.44
1:M:327:VAL:HG23	1:M:426:HIS:CE1	2.53	0.44
1:O:57:ARG:HH11	2:P:39:LEU:HG	1.81	0.44
1:O:160:LEU:HD21	1:O:291:MET:HE2	1.99	0.44
1:O:497:GLN:O	1:O:498:GLU:HG3	2.17	0.44
1:O:568:ALA:HA	1:O:599:ILE:HD12	1.99	0.44
2:R:130:ARG:HG3	2:R:131:TYR:CE2	2.53	0.44
2:T:60:SER:CB	2:T:83:LEU:HG	2.44	0.44
1:U:112:ILE:O	1:U:113:SER:HB2	2.16	0.44
1:U:383:TYR:CD1	1:U:430:ARG:HD3	2.53	0.44
1:W:138:LEU:HD12	1:W:149:TYR:O	2.18	0.44
2:X:101:THR:HG22	2:X:102:GLY:N	2.28	0.44
1:3:56:TRP:HB2	2:4:42:LEU:HD11	2.00	0.44
1:3:102:VAL:CG1	1:3:107:VAL:HG13	2.47	0.44
1:3:160:LEU:HD21	1:3:291:MET:HE2	1.98	0.44
1:3:483:ARG:HD3	1:3:485:ASP:HB3	2.00	0.44
1:5:130:LEU:HD23	1:5:345:SER:HB2	2.00	0.44
1:A:63:GLU:O	1:A:64:ASP:C	2.61	0.44
2:D:24:TRP:O	2:D:25:ALA:CB	2.64	0.44
1:E:20:LEU:HD12	1:E:40:TRP:CH2	2.52	0.44
1:E:50:LEU:HD22	1:E:52:PRO:HD3	2.00	0.44
1:E:287:THR:HG22	1:E:291:MET:HE3	2.00	0.44
1:E:625:LYS:HE2	1:E:655:HIS:CE1	2.53	0.44
1:G:41:THR:HG23	1:G:42:GLU:N	2.33	0.44
1:G:69:LEU:O	1:G:73:LYS:HG2	2.17	0.44
1:I:641:ASN:C	1:I:643:ILE:H	2.26	0.44
1:M:459:ILE:HG21	1:M:494:MET:HG2	2.00	0.44
1:M:635:THR:OG1	1:M:639:VAL:HG21	2.17	0.44
1:O:50:LEU:HD22	1:O:52:PRO:HD3	2.00	0.44
1:S:27:LEU:HD22	2:T:114:LEU:HD22	1.99	0.44
1:S:50:LEU:HD22	1:S:52:PRO:HD3	2.00	0.44
1:S:554:ILE:HG13	1:S:579:LEU:HD23	1.99	0.44
1:U:531:ALA:HB2	1:U:551:THR:OG1	2.18	0.44
2:V:128:LEU:C	2:V:129:ASN:HD22	2.26	0.44
1:W:27:LEU:HD22	2:X:50:LEU:HD12	2.00	0.44

*Continued on next page...*

*Continued from previous page...*

Atom-1	Atom-2	Interatomic distance (Å)	Clash overlap (Å)
2:X:68:LYS:HG2	2:X:69:ASN:N	2.33	0.44
1:Y:50:LEU:HD22	1:Y:52:PRO:HD3	2.00	0.44
1:Y:138:LEU:HD12	1:Y:149:TYR:O	2.18	0.44
1:Y:564:ALA:O	1:Y:581:PRO:HD2	2.18	0.44
1:3:99:SER:HB2	1:3:119:ALA:HA	1.98	0.44
1:3:102:VAL:HG22	1:3:112:ILE:HG21	1.99	0.44
1:3:280:GLU:N	1:3:281:PRO:CD	2.81	0.44
1:A:156:SER:HB3	1:A:342:GLY:HA3	2.00	0.43
2:B:68:LYS:HG2	2:B:69:ASN:N	2.33	0.43
2:F:68:LYS:HG2	2:F:69:ASN:N	2.33	0.43
1:G:76:TYR:HB3	1:G:230:THR:HG23	1.99	0.43
1:G:257:THR:HG23	1:G:260:SER:CB	2.48	0.43
1:G:273:GLU:HG2	1:G:519:LEU:HD12	2.00	0.43
1:G:336:TYR:C	1:G:338:ALA:N	2.76	0.43
1:G:545:ILE:HD12	1:G:661:LEU:CD1	2.48	0.43
1:I:61:VAL:CG1	2:J:85:VAL:HG22	2.48	0.43
1:M:533:LYS:H	1:M:533:LYS:HG3	1.67	0.43
1:O:429:LEU:HD11	1:O:433:ARG:HH12	1.81	0.43
1:O:552:PHE:CG	1:O:661:LEU:HD13	2.53	0.43
1:O:639:VAL:O	1:O:643:ILE:HG13	2.18	0.43
1:U:376:LEU:O	1:U:379:ALA:HB3	2.18	0.43
1:U:424:GLY:O	1:U:428:VAL:HG23	2.18	0.43
1:U:625:LYS:HE2	1:U:655:HIS:CE1	2.53	0.43
1:U:651:PHE:CD1	1:U:671:ALA:HA	2.53	0.43
1:W:50:LEU:HD22	1:W:52:PRO:HD3	1.99	0.43
1:1:100:MET:O	1:1:101:GLN:HG3	2.18	0.43
1:1:192:HIS:HA	1:1:234:HIS:CE1	2.53	0.43
1:1:287:THR:HG22	1:1:291:MET:HE3	2.00	0.43
1:1:409:LEU:HD11	1:1:632:THR:OG1	2.18	0.43
1:3:107:VAL:HG12	1:3:354:MET:HE1	1.99	0.43
1:A:41:THR:HG23	1:A:42:GLU:N	2.34	0.43
1:A:112:ILE:HG22	1:A:112:ILE:O	2.18	0.43
1:C:383:TYR:CD1	1:C:430:ARG:HD3	2.53	0.43
1:C:641:ASN:C	1:C:643:ILE:H	2.25	0.43
1:K:639:VAL:O	1:K:643:ILE:HG13	2.18	0.43
2:L:93:LEU:CB	2:L:108:LEU:HD13	2.46	0.43
1:O:554:ILE:HD12	1:O:554:ILE:N	2.33	0.43
1:Q:21:SER:HA	1:Q:40:TRP:CZ2	2.52	0.43
1:S:143:PRO:HG3	1:S:193:VAL:CG2	2.44	0.43
1:S:160:LEU:HD21	1:S:291:MET:HE2	1.99	0.43
1:S:208:ARG:HG2	1:S:209:GLY:N	2.33	0.43

*Continued on next page...*

*Continued from previous page...*

Atom-1	Atom-2	Interatomic distance (Å)	Clash overlap (Å)
1:S:257:THR:HG23	1:S:260:SER:CB	2.48	0.43
1:S:273:GLU:HG3	1:S:278:CYS:SG	2.58	0.43
1:S:404:TYR:HD2	1:S:449:LEU:HD22	1.84	0.43
1:U:183:LYS:HE3	1:U:191:GLU:OE1	2.18	0.43
1:U:592:VAL:HG12	1:U:593:ALA:N	2.33	0.43
2:V:51:VAL:HG22	2:V:61:LEU:O	2.18	0.43
1:W:78:THR:HG21	1:W:217:THR:O	2.19	0.43
1:W:490:LYS:HZ2	1:W:626:GLU:HB3	1.83	0.43
1:W:538:LEU:H	1:W:538:LEU:CD2	2.30	0.43
1:Y:23:VAL:HG22	2:Z:45:ILE:O	2.17	0.43
1:Y:41:THR:HG23	1:Y:42:GLU:N	2.34	0.43
1:Y:516:ARG:HH11	1:Y:516:ARG:HG3	1.82	0.43
1:Y:614:PHE:O	1:Y:634:ILE:HD12	2.17	0.43
1:A:50:LEU:HD22	1:A:52:PRO:HD3	2.00	0.43
1:C:40:TRP:CD1	1:C:40:TRP:H	2.35	0.43
1:C:62:THR:O	1:C:63:GLU:C	2.62	0.43
1:C:177:PHE:CZ	1:C:205:PRO:HG3	2.53	0.43
1:C:563:SER:OG	1:C:583:ILE:HG22	2.18	0.43
1:E:41:THR:HG23	1:E:42:GLU:N	2.33	0.43
1:G:21:SER:CA	1:G:41:THR:HB	2.47	0.43
1:G:376:LEU:O	1:G:379:ALA:HB3	2.19	0.43
1:G:544:ILE:HG22	1:G:553:ILE:HG12	1.99	0.43
1:K:23:VAL:HG12	1:K:38:ILE:O	2.19	0.43
1:O:144:HIS:HE1	1:O:181:THR:HG21	1.82	0.43
1:O:290:THR:O	1:O:294:VAL:HG23	2.18	0.43
2:P:48:ILE:HG12	2:P:64:LEU:HD23	1.99	0.43
2:P:93:LEU:CB	2:P:108:LEU:HD13	2.44	0.43
1:Q:493:SER:HB3	1:Q:626:GLU:HG2	1.99	0.43
1:Q:516:ARG:HH11	1:Q:516:ARG:HG3	1.83	0.43
2:R:48:ILE:HG12	2:R:64:LEU:HD23	2.01	0.43
2:R:68:LYS:HG2	2:R:69:ASN:N	2.33	0.43
1:U:552:PHE:CG	1:U:661:LEU:HD13	2.54	0.43
1:U:568:ALA:HA	1:U:599:ILE:HD12	2.00	0.43
1:Y:280:GLU:N	1:Y:281:PRO:CD	2.82	0.43
1:1:625:LYS:HE2	1:1:655:HIS:CE1	2.53	0.43
1:1:635:THR:OG1	1:1:639:VAL:HG21	2.19	0.43
1:3:50:LEU:HD22	1:3:52:PRO:HD3	2.01	0.43
1:3:144:HIS:HE1	1:3:181:THR:HG21	1.82	0.43
2:6:26:TYR:CG	2:6:49:TYR:HB3	2.54	0.43
2:6:39:LEU:HD13	2:6:39:LEU:N	2.26	0.43
2:D:40:LEU:HD11	2:D:45:ILE:HD11	2.00	0.43

*Continued on next page...*

*Continued from previous page...*

Atom-1	Atom-2	Interatomic distance (Å)	Clash overlap (Å)
1:E:138:LEU:HD12	1:E:149:TYR:O	2.18	0.43
1:E:179:MET:HG2	1:E:197:VAL:HG22	2.00	0.43
1:G:86:LEU:CD1	1:G:251:SER:HA	2.44	0.43
1:G:459:ILE:HG21	1:G:494:MET:HG2	1.99	0.43
1:G:641:ASN:C	1:G:643:ILE:H	2.25	0.43
1:I:298:PHE:CE1	1:I:328:LEU:HD23	2.53	0.43
1:K:280:GLU:N	1:K:281:PRO:CD	2.81	0.43
2:L:68:LYS:HG2	2:L:69:ASN:N	2.33	0.43
2:N:35:ARG:C	2:N:37:GLN:H	2.25	0.43
2:N:86:VAL:O	2:N:90:ILE:HG13	2.19	0.43
1:O:138:LEU:HD12	1:O:149:TYR:O	2.19	0.43
1:O:208:ARG:HG2	1:O:209:GLY:N	2.33	0.43
2:P:68:LYS:HG2	2:P:69:ASN:N	2.33	0.43
1:Q:69:LEU:HD12	1:Q:69:LEU:N	2.32	0.43
1:Q:243:VAL:N	1:Q:285:THR:HG22	2.19	0.43
1:Q:336:TYR:C	1:Q:338:ALA:N	2.77	0.43
1:U:143:PRO:HG3	1:U:193:VAL:CG2	2.48	0.43
1:W:68:MET:SD	1:W:210:PRO:CG	3.06	0.43
1:Y:609:GLN:OE1	1:Y:613:ILE:HD11	2.17	0.43
2:Z:51:VAL:HG22	2:Z:61:LEU:O	2.17	0.43
1:1:115:LEU:O	1:1:115:LEU:HD23	2.18	0.43
1:1:609:GLN:OE1	1:1:613:ILE:HD11	2.19	0.43
1:3:554:ILE:HG13	1:3:579:LEU:HD23	2.01	0.43
1:5:62:THR:HG21	2:6:34:LEU:HD22	2.00	0.43
2:6:51:VAL:HG22	2:6:61:LEU:O	2.18	0.43
2:6:93:LEU:CB	2:6:108:LEU:HD13	2.49	0.43
1:A:76:TYR:HB2	1:A:230:THR:HG23	2.00	0.43
1:A:77:LYS:O	1:A:79:SER:N	2.52	0.43
1:A:144:HIS:HE1	1:A:181:THR:HG21	1.82	0.43
1:A:455:SER:O	1:A:459:ILE:HG22	2.18	0.43
1:A:524:ARG:C	1:A:526:ALA:H	2.25	0.43
2:B:60:SER:CB	2:B:83:LEU:HG	2.43	0.43
1:C:62:THR:HB	2:D:34:LEU:HD13	1.99	0.43
1:C:84:ILE:HD12	1:C:84:ILE:N	2.34	0.43
2:D:52:SER:C	2:D:54:GLN:H	2.26	0.43
1:G:177:PHE:CZ	1:G:205:PRO:HG3	2.53	0.43
1:G:183:LYS:HE3	1:G:191:GLU:OE1	2.17	0.43
1:G:635:THR:OG1	1:G:639:VAL:HG21	2.19	0.43
1:I:66:ALA:N	2:J:128:LEU:HD22	2.34	0.43
1:I:280:GLU:N	1:I:281:PRO:CD	2.82	0.43
1:I:544:ILE:HG22	1:I:553:ILE:HG12	2.00	0.43

*Continued on next page...*

*Continued from previous page...*

Atom-1	Atom-2	Interatomic distance (Å)	Clash overlap (Å)
1:M:40:TRP:CD1	1:M:40:TRP:H	2.34	0.43
1:M:160:LEU:HD21	1:M:291:MET:HE2	2.01	0.43
2:N:68:LYS:HG2	2:N:69:ASN:N	2.33	0.43
1:O:544:ILE:HG22	1:O:553:ILE:HG12	1.99	0.43
1:Q:143:PRO:HG3	1:Q:193:VAL:CG2	2.48	0.43
1:Q:208:ARG:HG2	1:Q:209:GLY:N	2.33	0.43
1:Q:428:VAL:HG21	1:Q:446:TYR:CE1	2.53	0.43
1:Q:545:ILE:HD12	1:Q:661:LEU:CD1	2.48	0.43
1:S:41:THR:HG23	1:S:42:GLU:N	2.32	0.43
1:S:204:LEU:HD23	1:S:213:TYR:CD2	2.53	0.43
1:U:177:PHE:CZ	1:U:205:PRO:HG3	2.53	0.43
1:W:614:PHE:O	1:W:634:ILE:HD12	2.17	0.43
1:Y:56:TRP:CZ2	1:Y:61:VAL:HG21	2.53	0.43
1:Y:572:TYR:HB2	1:Y:624:GLU:O	2.18	0.43
2:Z:52:SER:H	2:Z:55:THR:HG21	1.81	0.43
1:5:554:ILE:N	1:5:554:ILE:HD12	2.34	0.43
2:6:29:CYS:SG	2:6:30:HIS:N	2.91	0.43
1:C:50:LEU:HD22	1:C:52:PRO:HD3	2.00	0.43
1:C:66:ALA:CA	2:D:128:LEU:HD13	2.49	0.43
1:C:115:LEU:CD1	1:C:359:VAL:HG21	2.46	0.43
1:C:280:GLU:N	1:C:281:PRO:CD	2.82	0.43
1:C:455:SER:O	1:C:459:ILE:HG22	2.18	0.43
1:E:257:THR:HG23	1:E:260:SER:CB	2.49	0.43
1:E:524:ARG:H	1:E:524:ARG:CD	2.18	0.43
1:E:572:TYR:HB2	1:E:624:GLU:O	2.19	0.43
1:G:603:GLN:HG2	1:G:671:ALA:O	2.18	0.43
1:I:40:TRP:CD1	1:I:40:TRP:H	2.35	0.43
1:I:531:ALA:HB2	1:I:551:THR:OG1	2.18	0.43
1:K:336:TYR:C	1:K:338:ALA:N	2.77	0.43
1:K:531:ALA:HB2	1:K:551:THR:OG1	2.19	0.43
1:Q:160:LEU:HD21	1:Q:291:MET:HE2	2.01	0.43
1:S:488:ARG:NH1	1:S:492:LEU:HD12	2.33	0.43
1:U:290:THR:O	1:U:294:VAL:HG23	2.18	0.43
1:U:356:MET:HE2	1:U:379:ALA:HB2	2.00	0.43
1:U:419:GLU:O	1:U:423:ILE:HG13	2.19	0.43
1:W:107:VAL:O	1:W:108:HIS:C	2.62	0.43
1:W:270:VAL:HG12	1:W:274:MET:HE2	1.99	0.43
1:W:563:SER:OG	1:W:583:ILE:HG22	2.17	0.43
1:Y:40:TRP:CD1	1:Y:40:TRP:H	2.35	0.43
1:Y:143:PRO:HG3	1:Y:193:VAL:CG2	2.48	0.43
2:Z:48:ILE:HG12	2:Z:64:LEU:HD23	2.01	0.43

*Continued on next page...*

*Continued from previous page...*

Atom-1	Atom-2	Interatomic distance (Å)	Clash overlap (Å)
1:1:50:LEU:HD22	1:1:52:PRO:HD3	2.00	0.43
1:1:545:ILE:HD12	1:1:661:LEU:CD1	2.48	0.43
1:1:639:VAL:O	1:1:643:ILE:HG13	2.19	0.43
1:3:531:ALA:HB2	1:3:551:THR:OG1	2.19	0.43
2:4:51:VAL:HG22	2:4:61:LEU:O	2.18	0.43
1:A:183:LYS:HE3	1:A:191:GLU:OE1	2.19	0.43
2:B:51:VAL:HG22	2:B:61:LEU:O	2.19	0.43
1:C:625:LYS:HE2	1:C:655:HIS:CE1	2.53	0.43
2:D:68:LYS:HG2	2:D:69:ASN:N	2.33	0.43
1:E:552:PHE:CG	1:E:661:LEU:HD13	2.54	0.43
2:F:86:VAL:O	2:F:90:ILE:HG13	2.19	0.43
1:G:464:ARG:HG2	1:G:464:ARG:HH11	1.84	0.43
1:G:531:ALA:HB2	1:G:551:THR:OG1	2.19	0.43
1:I:25:LEU:HD12	1:I:25:LEU:C	2.43	0.43
2:J:101:THR:HG22	2:J:102:GLY:N	2.30	0.43
1:K:287:THR:HG22	1:K:291:MET:HE3	2.01	0.43
2:L:128:LEU:H	2:L:128:LEU:CD2	2.32	0.43
1:O:280:GLU:N	1:O:281:PRO:CD	2.82	0.43
1:Q:58:GLU:OE1	1:Q:150:GLN:HB2	2.19	0.43
1:Q:89:PRO:CD	1:Q:255:THR:HA	2.41	0.43
1:S:173:MET:HB3	1:S:178:LEU:HD13	2.00	0.43
1:U:639:VAL:O	1:U:643:ILE:HG13	2.18	0.43
1:W:63:GLU:O	1:W:64:ASP:C	2.62	0.43
1:W:98:GLY:O	1:W:118:PRO:HD2	2.19	0.43
1:1:404:TYR:HD2	1:1:449:LEU:HD22	1.82	0.43
1:3:92:ILE:HG23	1:3:93:PRO:HD2	2.01	0.43
1:3:270:VAL:HG12	1:3:274:MET:HE2	2.00	0.43
1:A:455:SER:HB2	1:A:630:THR:HB	2.00	0.43
1:C:173:MET:HB3	1:C:178:LEU:HD13	2.01	0.43
1:E:29:ILE:H	1:E:29:ILE:HG13	1.63	0.43
1:G:572:TYR:HB2	1:G:624:GLU:O	2.19	0.43
1:I:488:ARG:NH1	1:I:492:LEU:HD12	2.34	0.43
1:I:563:SER:OG	1:I:583:ILE:HG22	2.19	0.43
1:K:82:LEU:CD2	1:K:247:LYS:HG2	2.49	0.43
1:K:490:LYS:HE3	1:K:494:MET:HE1	2.01	0.43
1:M:57:ARG:CD	2:N:39:LEU:HG	2.48	0.43
1:O:554:ILE:HG13	1:O:579:LEU:HD23	2.01	0.43
2:P:40:LEU:HD22	2:P:45:ILE:CD1	2.49	0.43
1:Q:179:MET:HG2	1:Q:197:VAL:HG22	2.01	0.43
1:S:625:LYS:HE2	1:S:655:HIS:CE1	2.54	0.43
2:T:39:LEU:H	2:T:39:LEU:CD1	2.32	0.43

*Continued on next page...*

*Continued from previous page...*

Atom-1	Atom-2	Interatomic distance (Å)	Clash overlap (Å)
1:U:273:GLU:HG3	1:U:278:CYS:SG	2.59	0.43
1:Y:96:SER:HB2	1:Y:99:SER:HB3	2.01	0.43
1:Y:625:LYS:HE2	1:Y:655:HIS:CE1	2.54	0.43
2:Z:68:LYS:HG2	2:Z:69:ASN:N	2.34	0.43
1:5:592:VAL:HG12	1:5:593:ALA:N	2.34	0.43
1:A:40:TRP:CD1	1:A:40:TRP:H	2.35	0.43
1:A:563:SER:OG	1:A:583:ILE:HG22	2.19	0.43
2:B:29:CYS:O	2:B:131:TYR:HB2	2.18	0.43
2:B:86:VAL:O	2:B:90:ILE:HG13	2.18	0.43
1:C:538:LEU:H	1:C:538:LEU:CD2	2.28	0.43
1:E:29:ILE:HG22	1:E:30:GLU:H	1.83	0.43
1:E:69:LEU:HD11	2:F:123:LEU:CB	2.47	0.43
1:G:20:LEU:O	1:G:21:SER:HB2	2.18	0.43
1:G:482:LEU:CD1	1:G:529:LEU:HD11	2.49	0.43
1:I:138:LEU:HD12	1:I:149:TYR:O	2.19	0.43
1:K:208:ARG:HG2	1:K:209:GLY:N	2.34	0.43
1:M:28:ASP:O	1:M:29:ILE:C	2.62	0.43
1:M:128:LYS:NZ	1:Q:601:LYS:HE2	2.34	0.43
2:N:45:ILE:HA	2:N:66:SER:HB3	2.00	0.43
1:O:26:HIS:HD2	1:O:35:HIS:CD2	2.37	0.43
1:O:419:GLU:O	1:O:423:ILE:HG13	2.18	0.43
1:Q:62:THR:HG22	2:R:33:GLN:HA	2.00	0.43
1:Q:270:VAL:HG12	1:Q:274:MET:HE2	2.01	0.43
1:Q:592:VAL:HG12	1:Q:593:ALA:N	2.34	0.43
1:Q:639:VAL:O	1:Q:643:ILE:HG13	2.19	0.43
1:S:280:GLU:N	1:S:281:PRO:CD	2.81	0.43
2:T:52:SER:C	2:T:54:GLN:H	2.27	0.43
1:U:24:LYS:HG3	1:U:37:THR:CG2	2.39	0.43
1:U:214:PRO:C	1:U:216:LEU:H	2.27	0.43
1:W:612:CYS:HA	1:W:640:GLN:NE2	2.34	0.43
1:1:41:THR:HG23	1:1:42:GLU:N	2.33	0.43
1:1:117:SER:HA	1:1:118:PRO:HD3	1.87	0.43
1:1:243:VAL:N	1:1:285:THR:HG22	2.22	0.43
1:1:257:THR:HG23	1:1:260:SER:CB	2.48	0.43
1:3:138:LEU:HD12	1:3:149:TYR:O	2.18	0.43
1:3:568:ALA:HA	1:3:599:ILE:HD12	2.01	0.43
1:5:25:LEU:HD23	2:6:48:ILE:HB	2.00	0.43
1:5:625:LYS:HE2	1:5:655:HIS:CE1	2.54	0.43
1:A:524:ARG:H	1:A:524:ARG:CD	2.30	0.43
1:C:62:THR:CG2	2:D:33:GLN:HA	2.49	0.43
2:F:29:CYS:H	2:F:61:LEU:HD13	1.83	0.43

*Continued on next page...*

*Continued from previous page...*

Atom-1	Atom-2	Interatomic distance (Å)	Clash overlap (Å)
1:G:428:VAL:HG21	1:G:446:TYR:CE1	2.54	0.43
2:H:45:ILE:HA	2:H:66:SER:HB3	2.01	0.43
1:I:177:PHE:CZ	1:I:205:PRO:HG3	2.53	0.43
1:I:554:ILE:HD12	1:I:554:ILE:N	2.34	0.43
1:K:160:LEU:HD21	1:K:291:MET:HE2	2.01	0.43
1:K:543:MET:HE2	1:K:545:ILE:CG1	2.45	0.43
2:L:45:ILE:H	2:L:45:ILE:HG13	1.63	0.43
1:O:82:LEU:C	1:O:82:LEU:HD12	2.44	0.43
1:O:86:LEU:CD1	1:O:251:SER:HA	2.49	0.43
1:Q:104:ALA:HB1	1:Q:347:GLY:HA3	2.01	0.43
1:Q:138:LEU:HD12	1:Q:149:TYR:O	2.19	0.43
1:S:82:LEU:HD23	1:S:82:LEU:H	1.82	0.43
1:U:367:LEU:HG	1:U:368:THR:H	1.84	0.43
1:U:540:LYS:O	1:U:555:SER:HB2	2.19	0.43
1:W:41:THR:HG23	1:W:42:GLU:N	2.34	0.43
1:W:280:GLU:N	1:W:281:PRO:CD	2.82	0.43
1:W:424:GLY:O	1:W:428:VAL:HG23	2.19	0.43
1:W:545:ILE:HD12	1:W:661:LEU:CD1	2.49	0.43
1:Y:243:VAL:N	1:Y:285:THR:HG22	2.20	0.43
1:1:482:LEU:CD1	1:1:529:LEU:HD11	2.48	0.43
2:2:68:LYS:HG2	2:2:69:ASN:N	2.32	0.43
1:3:424:GLY:O	1:3:428:VAL:HG23	2.19	0.43
2:6:68:LYS:HG2	2:6:69:ASN:N	2.33	0.43
1:A:280:GLU:N	1:A:281:PRO:CD	2.81	0.42
1:A:417:MET:O	1:A:420:THR:HB	2.19	0.42
1:C:86:LEU:HB3	1:C:255:THR:HG23	2.01	0.42
1:C:529:LEU:HD13	1:C:544:ILE:HD12	2.00	0.42
2:D:40:LEU:CD1	2:D:45:ILE:HD11	2.49	0.42
1:G:50:LEU:HD22	1:G:52:PRO:HD3	2.01	0.42
1:I:183:LYS:HE3	1:I:191:GLU:OE1	2.19	0.42
1:K:50:LEU:HD22	1:K:52:PRO:HD3	1.99	0.42
1:K:183:LYS:HE3	1:K:191:GLU:OE1	2.18	0.42
1:M:257:THR:HG23	1:M:260:SER:CB	2.48	0.42
1:S:88:GLU:HA	1:S:89:PRO:HD3	1.83	0.42
1:U:25:LEU:HA	2:V:48:ILE:O	2.18	0.42
1:U:100:MET:HA	1:U:100:MET:HE2	2.01	0.42
1:U:280:GLU:N	1:U:281:PRO:CD	2.82	0.42
1:W:68:MET:HG2	1:W:210:PRO:HG2	2.01	0.42
1:3:563:SER:OG	1:3:583:ILE:HG22	2.18	0.42
1:A:112:ILE:N	1:A:112:ILE:HD12	2.34	0.42
1:A:138:LEU:HD12	1:A:149:TYR:O	2.19	0.42

*Continued on next page...*

*Continued from previous page...*

Atom-1	Atom-2	Interatomic distance (Å)	Clash overlap (Å)
1:C:214:PRO:C	1:C:216:LEU:H	2.28	0.42
1:C:429:LEU:HD11	1:C:433:ARG:HH12	1.84	0.42
1:E:531:ALA:HB2	1:E:551:THR:OG1	2.19	0.42
1:G:20:LEU:HG	2:H:43:GLU:HG2	2.01	0.42
1:I:41:THR:HG23	1:I:42:GLU:N	2.35	0.42
1:I:63:GLU:HA	2:J:33:GLN:HG3	2.00	0.42
1:I:552:PHE:CG	1:I:661:LEU:HD13	2.55	0.42
1:K:214:PRO:C	1:K:216:LEU:H	2.27	0.42
1:M:625:LYS:HE2	1:M:655:HIS:CE1	2.54	0.42
1:O:183:LYS:HE3	1:O:191:GLU:OE1	2.18	0.42
1:O:316:ARG:HA	1:O:374:TYR:HE1	1.82	0.42
1:O:490:LYS:HE3	1:O:494:MET:SD	2.59	0.42
1:Q:50:LEU:HD22	1:Q:52:PRO:HD3	2.00	0.42
1:S:568:ALA:HA	1:S:599:ILE:HD12	2.01	0.42
1:U:50:LEU:HD22	1:U:52:PRO:HD3	2.01	0.42
1:W:250:PHE:O	1:W:254:VAL:HG23	2.19	0.42
2:X:48:ILE:HG12	2:X:64:LEU:HD23	2.01	0.42
1:Y:61:VAL:HG12	2:Z:80:ALA:HB1	2.00	0.42
1:Y:356:MET:HE2	1:Y:379:ALA:HB2	2.01	0.42
1:1:62:THR:O	1:1:64:ASP:N	2.52	0.42
1:1:356:MET:HE2	1:1:379:ALA:HB2	2.01	0.42
1:A:554:ILE:HD12	1:A:554:ILE:N	2.35	0.42
1:C:524:ARG:C	1:C:526:ALA:H	2.26	0.42
2:D:48:ILE:HG12	2:D:64:LEU:HD23	2.01	0.42
2:D:86:VAL:O	2:D:90:ILE:HG13	2.19	0.42
1:E:87:ALA:O	1:E:255:THR:HG22	2.20	0.42
1:E:92:ILE:H	1:E:92:ILE:HG13	1.61	0.42
1:G:138:LEU:HD12	1:G:149:TYR:O	2.19	0.42
2:J:41:ALA:C	2:J:43:GLU:N	2.76	0.42
2:J:86:VAL:O	2:J:90:ILE:HG13	2.18	0.42
1:O:169:TYR:OH	1:O:292:PHE:HA	2.19	0.42
1:O:409:LEU:HD22	1:O:631:THR:O	2.19	0.42
1:O:409:LEU:HD11	1:O:632:THR:OG1	2.20	0.42
1:Q:257:THR:HG23	1:Q:260:SER:CB	2.49	0.42
1:Q:552:PHE:CG	1:Q:661:LEU:HD13	2.55	0.42
2:R:93:LEU:CB	2:R:108:LEU:HD13	2.49	0.42
1:S:529:LEU:HA	1:S:530:PRO:HD3	1.81	0.42
1:S:639:VAL:O	1:S:643:ILE:HG13	2.19	0.42
1:U:524:ARG:O	1:U:527:TRP:HB2	2.19	0.42
1:W:20:LEU:HD23	1:W:21:SER:N	2.33	0.42
1:W:106:LYS:HB2	1:W:106:LYS:NZ	2.34	0.42

*Continued on next page...*

*Continued from previous page...*

Atom-1	Atom-2	Interatomic distance (Å)	Clash overlap (Å)
1:W:243:VAL:N	1:W:285:THR:HG22	2.19	0.42
1:Y:214:PRO:C	1:Y:216:LEU:H	2.28	0.42
1:1:336:TYR:C	1:1:338:ALA:N	2.77	0.42
1:3:41:THR:HG23	1:3:42:GLU:N	2.34	0.42
1:3:625:LYS:HE2	1:3:655:HIS:CE1	2.53	0.42
1:5:21:SER:O	1:5:22:GLU:HB2	2.18	0.42
2:6:45:ILE:HD13	2:6:64:LEU:HD22	2.01	0.42
1:A:568:ALA:HA	1:A:599:ILE:HD12	2.01	0.42
1:A:572:TYR:HB2	1:A:624:GLU:O	2.19	0.42
1:C:56:TRP:CB	2:D:42:LEU:HD11	2.49	0.42
1:C:544:ILE:HG22	1:C:553:ILE:HG12	2.01	0.42
1:C:554:ILE:N	1:C:554:ILE:HD12	2.34	0.42
2:D:31:VAL:C	2:D:32:THR:HG1	2.27	0.42
1:E:455:SER:HB2	1:E:630:THR:CG2	2.49	0.42
1:E:527:TRP:C	1:E:529:LEU:N	2.76	0.42
1:E:554:ILE:N	1:E:554:ILE:HD12	2.35	0.42
2:J:39:LEU:HB2	2:J:40:LEU:H	1.67	0.42
1:K:117:SER:HA	1:K:118:PRO:HD3	1.90	0.42
1:K:419:GLU:O	1:K:423:ILE:HG13	2.19	0.42
1:O:88:GLU:HA	1:O:89:PRO:HD3	1.82	0.42
1:O:270:VAL:HG12	1:O:274:MET:HE2	2.02	0.42
1:O:651:PHE:C	1:O:653:ASN:H	2.27	0.42
1:Q:70:ASN:HB3	1:Q:73:LYS:NZ	2.34	0.42
1:Q:156:SER:HB3	1:Q:342:GLY:HA3	2.00	0.42
1:Q:361:MET:C	1:Q:363:GLU:H	2.27	0.42
1:S:27:LEU:CD2	2:T:50:LEU:HD12	2.49	0.42
1:S:419:GLU:O	1:S:423:ILE:HG13	2.19	0.42
1:S:552:PHE:CG	1:S:661:LEU:HD13	2.54	0.42
2:T:37:GLN:HG2	2:T:38:HIS:N	2.34	0.42
1:U:429:LEU:HD11	1:U:433:ARG:HH12	1.84	0.42
1:U:563:SER:OG	1:U:583:ILE:HG22	2.19	0.42
1:W:592:VAL:HG12	1:W:593:ALA:N	2.34	0.42
1:Y:62:THR:HG21	2:Z:34:LEU:HD11	2.01	0.42
1:Y:270:VAL:HG12	1:Y:274:MET:HE2	2.01	0.42
1:Y:336:TYR:C	1:Y:338:ALA:N	2.77	0.42
1:1:91:ASP:HB3	1:1:317:TRP:CH2	2.54	0.42
1:1:531:ALA:HB2	1:1:551:THR:OG1	2.19	0.42
1:1:533:LYS:H	1:1:533:LYS:HG3	1.68	0.42
1:1:563:SER:OG	1:1:583:ILE:HG22	2.19	0.42
1:3:99:SER:HA	1:3:118:PRO:O	2.19	0.42
1:3:501:LEU:HD12	1:3:501:LEU:N	2.35	0.42

*Continued on next page...*

*Continued from previous page...*

Atom-1	Atom-2	Interatomic distance (Å)	Clash overlap (Å)
1:3:612:CYS:HA	1:3:640:GLN:NE2	2.34	0.42
2:4:48:ILE:HG12	2:4:64:LEU:HD23	2.00	0.42
1:5:214:PRO:C	1:5:216:LEU:H	2.28	0.42
1:A:192:HIS:HA	1:A:234:HIS:CE1	2.54	0.42
1:A:273:GLU:HG2	1:A:519:LEU:HD12	2.02	0.42
2:B:34:LEU:CG	2:B:39:LEU:HG	2.50	0.42
1:C:568:ALA:HA	1:C:599:ILE:HD12	2.01	0.42
1:E:483:ARG:HD3	1:E:485:ASP:HB3	2.02	0.42
1:G:70:ASN:C	1:G:72:TYR:H	2.27	0.42
1:G:639:VAL:O	1:G:643:ILE:HG13	2.20	0.42
2:H:68:LYS:HG2	2:H:69:ASN:N	2.34	0.42
1:I:78:THR:O	1:I:79:SER:C	2.60	0.42
1:I:483:ARG:HD3	1:I:485:ASP:HB3	2.00	0.42
1:I:572:TYR:HB2	1:I:624:GLU:O	2.20	0.42
2:J:48:ILE:HG12	2:J:64:LEU:HD23	2.01	0.42
1:K:102:VAL:HG11	1:K:351:LEU:HD13	2.00	0.42
1:M:69:LEU:HD11	2:N:123:LEU:HB2	2.02	0.42
1:O:27:LEU:HD11	2:P:111:LEU:CD1	2.50	0.42
1:O:99:SER:HA	1:O:118:PRO:HB2	2.01	0.42
1:Q:183:LYS:HE3	1:Q:191:GLU:OE1	2.19	0.42
1:Q:482:LEU:HB3	1:Q:544:ILE:HG13	2.02	0.42
1:S:20:LEU:HD23	1:S:21:SER:H	1.83	0.42
1:S:213:TYR:N	1:S:214:PRO:CD	2.83	0.42
1:S:592:VAL:HG12	1:S:593:ALA:N	2.34	0.42
2:V:68:LYS:HG2	2:V:69:ASN:N	2.34	0.42
1:W:552:PHE:CG	1:W:661:LEU:HD13	2.54	0.42
1:Y:21:SER:O	1:Y:22:GLU:HB2	2.19	0.42
1:Y:104:ALA:HB3	1:Y:125:PRO:HB2	2.01	0.42
1:Y:361:MET:HE3	1:Y:395:GLY:HA3	2.00	0.42
1:1:62:THR:O	2:2:33:GLN:HA	2.19	0.42
1:1:71:ARG:HG2	1:1:71:ARG:O	2.19	0.42
1:1:160:LEU:HD21	1:1:291:MET:HE2	1.99	0.42
1:3:287:THR:HG22	1:3:291:MET:HE3	2.02	0.42
1:5:429:LEU:HD11	1:5:433:ARG:HH12	1.83	0.42
1:A:20:LEU:HA	1:A:40:TRP:CH2	2.55	0.42
2:B:52:SER:C	2:B:54:GLN:H	2.28	0.42
1:C:70:ASN:HA	1:C:73:LYS:CG	2.36	0.42
1:C:84:ILE:HG22	1:C:86:LEU:HG	2.00	0.42
1:E:94:ALA:O	1:E:95:VAL:C	2.62	0.42
1:G:156:SER:HB3	1:G:342:GLY:HA3	2.02	0.42
1:K:516:ARG:HH11	1:K:516:ARG:HG3	1.84	0.42

*Continued on next page...*

*Continued from previous page...*

Atom-1	Atom-2	Interatomic distance (Å)	Clash overlap (Å)
1:M:213:TYR:N	1:M:214:PRO:CD	2.83	0.42
1:M:280:GLU:N	1:M:281:PRO:CD	2.82	0.42
2:N:52:SER:H	2:N:55:THR:HG22	1.83	0.42
1:O:41:THR:HG23	1:O:42:GLU:N	2.34	0.42
1:O:62:THR:O	1:O:64:ASP:N	2.52	0.42
1:O:563:SER:OG	1:O:583:ILE:HG22	2.19	0.42
2:P:39:LEU:O	2:P:39:LEU:HD13	2.20	0.42
1:S:92:ILE:HG21	1:S:313:VAL:HG12	2.01	0.42
1:S:428:VAL:HG21	1:S:446:TYR:CE1	2.54	0.42
2:T:86:VAL:O	2:T:90:ILE:HG13	2.19	0.42
1:U:138:LEU:HD12	1:U:149:TYR:O	2.18	0.42
1:W:531:ALA:HB2	1:W:551:THR:OG1	2.19	0.42
2:X:42:LEU:C	2:X:44:ASN:H	2.28	0.42
1:Y:75:ILE:O	1:Y:77:LYS:HE3	2.19	0.42
1:Y:255:THR:O	1:Y:256:MET:HB2	2.20	0.42
1:Y:635:THR:OG1	1:Y:639:VAL:HG21	2.20	0.42
1:1:363:GLU:HG3	1:1:366:HIS:HD2	1.85	0.42
1:1:538:LEU:H	1:1:538:LEU:CD2	2.31	0.42
1:3:173:MET:HB3	1:3:178:LEU:HD13	2.01	0.42
2:4:68:LYS:HG2	2:4:69:ASN:N	2.34	0.42
1:A:529:LEU:HD13	1:A:544:ILE:HD12	2.00	0.42
1:A:552:PHE:CG	1:A:661:LEU:HD13	2.55	0.42
1:C:531:ALA:HB2	1:C:551:THR:OG1	2.19	0.42
1:E:670:ILE:HG22	1:E:671:ALA:N	2.33	0.42
1:G:88:GLU:HA	1:G:89:PRO:HD3	1.85	0.42
1:G:280:GLU:N	1:G:281:PRO:CD	2.81	0.42
1:G:287:THR:HG22	1:G:291:MET:HE3	2.02	0.42
1:G:298:PHE:CE1	1:G:328:LEU:HD23	2.54	0.42
1:G:419:GLU:O	1:G:423:ILE:HG13	2.19	0.42
1:I:208:ARG:HG2	1:I:209:GLY:N	2.34	0.42
1:I:399:VAL:HG13	1:I:400:LEU:N	2.34	0.42
1:I:424:GLY:O	1:I:428:VAL:HG23	2.19	0.42
1:I:482:LEU:HB3	1:I:544:ILE:HG13	2.01	0.42
1:K:41:THR:HG23	1:K:42:GLU:N	2.34	0.42
1:K:552:PHE:CG	1:K:661:LEU:HD13	2.54	0.42
2:N:39:LEU:O	2:N:39:LEU:HD22	2.20	0.42
1:O:69:LEU:HD11	2:P:123:LEU:HB2	2.00	0.42
1:O:531:ALA:HB2	1:O:551:THR:OG1	2.20	0.42
2:P:81:ASN:O	2:P:85:VAL:HG23	2.19	0.42
1:Q:280:GLU:N	1:Q:281:PRO:CD	2.82	0.42
1:Q:316:ARG:HA	1:Q:374:TYR:CE1	2.55	0.42

*Continued on next page...*

*Continued from previous page...*

Atom-1	Atom-2	Interatomic distance (Å)	Clash overlap (Å)
2:R:52:SER:C	2:R:54:GLN:H	2.28	0.42
2:T:68:LYS:HG2	2:T:69:ASN:H	1.85	0.42
1:U:572:TYR:HB2	1:U:624:GLU:O	2.20	0.42
1:W:625:LYS:HE2	1:W:655:HIS:CE1	2.55	0.42
2:X:39:LEU:HD22	2:X:39:LEU:H	1.83	0.42
1:Y:545:ILE:HD12	1:Y:661:LEU:CD1	2.50	0.42
2:2:93:LEU:CB	2:2:108:LEU:HD13	2.47	0.42
1:3:59:ALA:HB2	1:3:149:TYR:OH	2.20	0.42
1:3:455:SER:HB2	1:3:630:THR:HB	2.01	0.42
1:3:490:LYS:HZ2	1:3:626:GLU:HB3	1.84	0.42
1:3:592:VAL:HG12	1:3:593:ALA:N	2.34	0.42
1:5:173:MET:HB3	1:5:178:LEU:HD13	2.02	0.42
1:A:177:PHE:CZ	1:A:205:PRO:HG3	2.54	0.42
1:A:538:LEU:HD23	1:A:538:LEU:N	2.32	0.42
1:C:455:SER:HB2	1:C:630:THR:HB	2.02	0.42
1:C:565:LEU:HD23	1:C:596:PRO:HG3	2.02	0.42
1:E:242:PHE:CE1	1:E:288:LEU:HB3	2.55	0.42
1:E:361:MET:C	1:E:363:GLU:H	2.28	0.42
2:F:42:LEU:HD23	2:F:42:LEU:HA	1.87	0.42
1:G:112:ILE:HG22	1:G:112:ILE:O	2.19	0.42
1:G:493:SER:HB3	1:G:626:GLU:HG2	2.01	0.42
1:K:545:ILE:HD12	1:K:661:LEU:CD1	2.50	0.42
1:M:156:SER:HB2	1:M:342:GLY:HA3	2.02	0.42
1:M:179:MET:HG2	1:M:197:VAL:HG22	2.02	0.42
1:M:639:VAL:O	1:M:643:ILE:HG13	2.19	0.42
1:M:651:PHE:C	1:M:653:ASN:H	2.28	0.42
2:N:130:ARG:HD3	2:N:131:TYR:CE1	2.54	0.42
1:O:279:ARG:HE	1:O:519:LEU:HD21	1.84	0.42
1:O:324:GLU:O	1:O:328:LEU:HB2	2.20	0.42
1:O:625:LYS:HE2	1:O:655:HIS:CE1	2.55	0.42
2:P:127:ASN:C	2:P:128:LEU:O	2.60	0.42
1:Q:572:TYR:HB2	1:Q:624:GLU:O	2.18	0.42
1:Q:635:THR:OG1	1:Q:639:VAL:HG21	2.20	0.42
1:S:572:TYR:HB2	1:S:624:GLU:O	2.20	0.42
1:U:554:ILE:N	1:U:554:ILE:HD12	2.35	0.42
1:W:429:LEU:HD11	1:W:433:ARG:HH12	1.85	0.42
1:W:502:ASP:O	1:W:506:VAL:HG23	2.20	0.42
1:Y:24:LYS:O	2:Z:47:ASP:HA	2.20	0.42
1:Y:482:LEU:HD11	1:Y:529:LEU:HD11	2.02	0.42
1:Y:524:ARG:HH11	1:Y:524:ARG:HG2	1.85	0.42
1:1:100:MET:HG3	1:1:101:GLN:N	2.27	0.42

*Continued on next page...*

*Continued from previous page...*

Atom-1	Atom-2	Interatomic distance (Å)	Clash overlap (Å)
1:3:27:LEU:CD2	1:3:28:ASP:H	2.32	0.42
1:3:214:PRO:C	1:3:216:LEU:H	2.28	0.42
1:5:78:THR:HG23	1:5:78:THR:O	2.20	0.42
1:5:287:THR:HG22	1:5:291:MET:HE3	2.02	0.42
1:A:242:PHE:CE1	1:A:288:LEU:HB3	2.55	0.42
1:A:361:MET:C	1:A:363:GLU:H	2.26	0.42
2:B:39:LEU:HD12	2:B:39:LEU:N	2.34	0.42
1:E:107:VAL:HB	1:E:354:MET:HE2	2.01	0.42
2:F:28:CYS:HB2	2:F:131:TYR:CE1	2.55	0.42
1:G:108:HIS:O	1:G:110:GLY:N	2.52	0.42
1:G:250:PHE:O	1:G:254:VAL:HG23	2.20	0.42
1:G:361:MET:C	1:G:363:GLU:H	2.28	0.42
1:G:516:ARG:HH11	1:G:516:ARG:HG3	1.85	0.42
2:H:127:ASN:C	2:H:129:ASN:H	2.28	0.42
1:I:540:LYS:O	1:I:555:SER:HB2	2.19	0.42
1:K:177:PHE:CZ	1:K:205:PRO:HG3	2.55	0.42
1:K:317:TRP:HD1	1:K:318:LEU:HD23	1.84	0.42
1:K:361:MET:C	1:K:363:GLU:H	2.28	0.42
1:K:404:TYR:HD2	1:K:449:LEU:HD22	1.84	0.42
1:K:565:LEU:HD23	1:K:596:PRO:HG3	2.02	0.42
1:M:27:LEU:HD22	2:N:114:LEU:HD22	2.01	0.42
1:M:376:LEU:O	1:M:379:ALA:HB3	2.20	0.42
1:O:70:ASN:HA	1:O:73:LYS:CD	2.50	0.42
1:Q:107:VAL:HG21	1:Q:350:ARG:HD3	2.01	0.42
1:Q:276:GLY:C	1:Q:278:CYS:H	2.27	0.42
1:S:108:HIS:HB2	1:S:112:ILE:HD11	2.01	0.42
1:S:554:ILE:HD12	1:S:554:ILE:N	2.35	0.42
1:S:563:SER:OG	1:S:583:ILE:HG22	2.20	0.42
2:V:38:HIS:O	2:V:39:LEU:HB3	2.19	0.42
1:W:108:HIS:NE2	1:W:112:ILE:HG12	2.35	0.42
1:W:204:LEU:HD23	1:W:213:TYR:CD2	2.55	0.42
1:W:521:ARG:HG3	1:W:525:ASP:OD1	2.20	0.42
1:1:108:HIS:HA	1:1:109:PRO:HD2	1.93	0.42
1:3:82:LEU:HD21	1:3:247:LYS:HE2	2.02	0.42
1:3:273:GLU:OE2	1:3:519:LEU:HD12	2.20	0.42
1:A:592:VAL:HG12	1:A:593:ALA:N	2.34	0.42
2:B:34:LEU:HD23	2:B:34:LEU:N	2.30	0.42
1:C:488:ARG:NH1	1:C:492:LEU:HD12	2.35	0.42
1:C:545:ILE:HD12	1:C:661:LEU:CD1	2.50	0.42
1:E:204:LEU:HD23	1:E:213:TYR:CD2	2.55	0.42
1:E:568:ALA:HA	1:E:599:ILE:HD12	2.01	0.42

*Continued on next page...*

*Continued from previous page...*

Atom-1	Atom-2	Interatomic distance (Å)	Clash overlap (Å)
1:E:651:PHE:C	1:E:653:ASN:H	2.27	0.42
2:H:48:ILE:HG12	2:H:64:LEU:HD23	2.02	0.42
1:K:417:MET:O	1:K:420:THR:HB	2.20	0.42
1:K:651:PHE:C	1:K:653:ASN:H	2.28	0.42
2:L:29:CYS:O	2:L:131:TYR:HB2	2.20	0.42
1:M:482:LEU:HD13	1:M:544:ILE:HG13	2.02	0.42
1:O:301:VAL:HG21	1:O:325:LEU:HD11	2.01	0.42
1:Q:625:LYS:HE2	1:Q:655:HIS:CE1	2.55	0.42
1:W:361:MET:C	1:W:363:GLU:H	2.28	0.42
1:Y:502:ASP:O	1:Y:506:VAL:HG23	2.20	0.42
1:1:124:ALA:HB3	1:1:125:PRO:HD3	2.02	0.42
1:1:330:ASP:O	1:1:334:ILE:HG13	2.20	0.42
1:1:568:ALA:HA	1:1:599:ILE:HD12	2.02	0.42
1:5:250:PHE:O	1:5:254:VAL:HG23	2.19	0.42
1:A:24:LYS:O	2:B:47:ASP:HA	2.20	0.41
1:A:242:PHE:HA	1:A:285:THR:HG22	2.02	0.41
1:A:257:THR:HG23	1:A:260:SER:CB	2.50	0.41
1:C:68:MET:HE2	1:C:210:PRO:HG2	2.02	0.41
1:C:91:ASP:CG	1:C:317:TRP:HH2	2.28	0.41
1:C:405:ASN:ND2	1:C:635:THR:OG1	2.53	0.41
1:G:160:LEU:HD21	1:G:291:MET:HE2	2.01	0.41
1:G:488:ARG:NH1	1:G:492:LEU:HD12	2.35	0.41
1:G:592:VAL:HG12	1:G:593:ALA:N	2.34	0.41
1:K:138:LEU:HD12	1:K:149:TYR:O	2.20	0.41
1:K:429:LEU:HD11	1:K:433:ARG:HH12	1.84	0.41
1:O:501:LEU:N	1:O:501:LEU:HD12	2.35	0.41
2:P:101:THR:HG22	2:P:102:GLY:N	2.29	0.41
1:S:108:HIS:C	1:S:110:GLY:H	2.28	0.41
1:S:124:ALA:HB3	1:S:125:PRO:HD3	2.02	0.41
1:S:409:LEU:HD21	1:S:632:THR:CB	2.50	0.41
1:W:124:ALA:HB3	1:W:125:PRO:HD3	2.03	0.41
1:W:287:THR:HG22	1:W:291:MET:HE3	2.01	0.41
1:Y:27:LEU:HD23	1:Y:29:ILE:HD11	2.02	0.41
1:1:63:GLU:OE2	1:1:68:MET:HA	2.19	0.41
1:1:156:SER:CB	1:1:342:GLY:HA3	2.49	0.41
1:3:538:LEU:HD23	1:3:538:LEU:N	2.32	0.41
1:5:41:THR:HG23	1:5:42:GLU:N	2.34	0.41
1:A:213:TYR:N	1:A:214:PRO:CD	2.83	0.41
2:B:52:SER:H	2:B:55:THR:HG22	1.84	0.41
1:C:124:ALA:HB3	1:C:125:PRO:HD3	2.03	0.41
1:C:138:LEU:HD12	1:C:149:TYR:O	2.19	0.41

*Continued on next page...*

*Continued from previous page...*

Atom-1	Atom-2	Interatomic distance (Å)	Clash overlap (Å)
1:C:245:ASN:O	1:C:246:LEU:C	2.63	0.41
1:C:345:SER:C	1:C:347:GLY:H	2.28	0.41
1:E:76:TYR:HB3	1:E:230:THR:HG23	2.02	0.41
1:E:429:LEU:HD11	1:E:433:ARG:HH12	1.85	0.41
1:G:87:ALA:O	1:G:255:THR:HG22	2.19	0.41
1:G:625:LYS:HE2	1:G:655:HIS:CE1	2.55	0.41
1:I:20:LEU:HG	2:J:43:GLU:OE2	2.20	0.41
1:I:156:SER:HB3	1:I:342:GLY:HA3	2.01	0.41
1:I:336:TYR:C	1:I:338:ALA:N	2.77	0.41
1:I:376:LEU:O	1:I:379:ALA:HB3	2.20	0.41
1:I:538:LEU:H	1:I:538:LEU:CD2	2.31	0.41
1:K:411:GLN:HE22	1:K:417:MET:HE3	1.85	0.41
1:K:501:LEU:HD12	1:K:501:LEU:N	2.35	0.41
2:L:86:VAL:O	2:L:90:ILE:HG13	2.20	0.41
1:M:664:ASN:O	1:M:666:THR:N	2.52	0.41
1:O:63:GLU:O	1:O:64:ASP:C	2.61	0.41
1:O:243:VAL:N	1:O:285:THR:HG22	2.20	0.41
1:O:316:ARG:HA	1:O:374:TYR:CE1	2.55	0.41
1:O:452:ALA:HA	1:O:631:THR:CG2	2.42	0.41
1:S:455:SER:HB2	1:S:630:THR:CB	2.50	0.41
1:U:116:ASN:ND2	1:U:116:ASN:H	2.16	0.41
1:U:361:MET:C	1:U:363:GLU:H	2.27	0.41
1:W:336:TYR:C	1:W:338:ALA:N	2.78	0.41
1:W:404:TYR:CD2	1:W:449:LEU:HD22	2.55	0.41
1:W:635:THR:OG1	1:W:639:VAL:HG21	2.20	0.41
1:Y:68:MET:SD	1:Y:210:PRO:CG	3.05	0.41
1:Y:291:MET:O	1:Y:294:VAL:HB	2.20	0.41
2:Z:86:VAL:O	2:Z:90:ILE:HG13	2.20	0.41
1:1:183:LYS:HE3	1:1:191:GLU:OE1	2.19	0.41
1:3:108:HIS:HB2	1:3:112:ILE:CD1	2.50	0.41
1:A:156:SER:CB	1:A:342:GLY:HA3	2.50	0.41
2:B:44:ASN:O	2:B:66:SER:HB2	2.20	0.41
1:C:538:LEU:HD23	1:C:538:LEU:N	2.30	0.41
1:E:563:SER:OG	1:E:583:ILE:HG22	2.19	0.41
1:G:156:SER:CB	1:G:342:GLY:HA3	2.50	0.41
1:G:317:TRP:HD1	1:G:318:LEU:HD23	1.85	0.41
1:I:94:ALA:O	1:I:95:VAL:C	2.63	0.41
1:I:651:PHE:C	1:I:653:ASN:H	2.29	0.41
2:J:52:SER:C	2:J:54:GLN:H	2.28	0.41
1:K:86:LEU:HD13	1:K:251:SER:HA	2.03	0.41
1:K:213:TYR:N	1:K:214:PRO:CD	2.83	0.41

*Continued on next page...*

*Continued from previous page...*

Atom-1	Atom-2	Interatomic distance (Å)	Clash overlap (Å)
2:L:52:SER:C	2:L:54:GLN:H	2.28	0.41
1:M:554:ILE:N	1:M:554:ILE:HD12	2.35	0.41
1:Q:56:TRP:CH2	1:Q:61:VAL:HG11	2.56	0.41
1:Q:92:ILE:HD13	1:Q:313:VAL:CG1	2.45	0.41
1:Q:173:MET:HB3	1:Q:178:LEU:HD13	2.02	0.41
1:Q:452:ALA:HA	1:Q:631:THR:CG2	2.44	0.41
1:S:291:MET:O	1:S:294:VAL:HB	2.21	0.41
1:S:329:LYS:HE2	1:S:340:VAL:HB	2.02	0.41
1:W:298:PHE:CE1	1:W:328:LEU:HD23	2.54	0.41
1:Y:95:VAL:HG13	1:Y:96:SER:N	2.35	0.41
1:Y:156:SER:HB3	1:Y:342:GLY:HA3	2.01	0.41
1:Y:192:HIS:HA	1:Y:234:HIS:CE1	2.55	0.41
1:1:56:TRP:CD2	2:2:42:LEU:HD23	2.55	0.41
2:2:40:LEU:HD22	2:2:45:ILE:CD1	2.51	0.41
1:3:85:ALA:O	1:3:86:LEU:HD13	2.20	0.41
1:3:429:LEU:HD11	1:3:433:ARG:HH12	1.84	0.41
2:4:86:VAL:O	2:4:90:ILE:HG13	2.20	0.41
1:5:124:ALA:HB3	1:5:125:PRO:HD3	2.02	0.41
1:5:475:PHE:CG	1:5:476:SER:N	2.88	0.41
1:5:563:SER:OG	1:5:583:ILE:HG22	2.20	0.41
1:5:565:LEU:HD23	1:5:596:PRO:HG3	2.02	0.41
1:A:20:LEU:O	1:A:22:GLU:N	2.53	0.41
1:A:24:LYS:HG3	1:A:36:TYR:O	2.21	0.41
1:A:554:ILE:HG13	1:A:579:LEU:HD23	2.02	0.41
1:A:670:ILE:HG22	1:A:671:ALA:N	2.34	0.41
2:B:68:LYS:HG2	2:B:69:ASN:H	1.85	0.41
1:E:108:HIS:HA	1:E:109:PRO:HD2	1.92	0.41
1:E:336:TYR:C	1:E:338:ALA:N	2.76	0.41
2:F:52:SER:H	2:F:55:THR:HG22	1.86	0.41
1:G:27:LEU:HD23	2:H:50:LEU:HD12	2.02	0.41
1:I:448:LEU:HD22	1:I:546:PRO:O	2.20	0.41
1:K:124:ALA:HB3	1:K:125:PRO:HD3	2.03	0.41
1:K:483:ARG:NH1	1:K:483:ARG:HG3	2.35	0.41
1:M:138:LEU:HD12	1:M:149:TYR:O	2.21	0.41
1:M:336:TYR:C	1:M:338:ALA:N	2.77	0.41
1:O:56:TRP:CZ2	1:O:61:VAL:HG11	2.55	0.41
2:P:34:LEU:O	2:P:34:LEU:HG	2.21	0.41
1:Q:428:VAL:O	1:Q:432:LEU:HD12	2.20	0.41
1:Q:483:ARG:HD3	1:Q:485:ASP:HB3	2.01	0.41
1:Q:531:ALA:HB2	1:Q:551:THR:OG1	2.20	0.41
1:S:490:LYS:HZ2	1:S:627:GLY:N	2.18	0.41

*Continued on next page...*

*Continued from previous page...*

Atom-1	Atom-2	Interatomic distance (Å)	Clash overlap (Å)
1:U:124:ALA:HB3	1:U:125:PRO:HD3	2.02	0.41
1:U:173:MET:HB3	1:U:178:LEU:HD13	2.03	0.41
1:U:179:MET:HG2	1:U:197:VAL:HG22	2.02	0.41
1:U:438:THR:HG22	1:U:439:GLN:HG3	2.03	0.41
1:W:367:LEU:HG	1:W:368:THR:H	1.85	0.41
1:Y:204:LEU:HD23	1:Y:213:TYR:CD2	2.56	0.41
1:Y:501:LEU:HD12	1:Y:501:LEU:N	2.35	0.41
1:1:90:VAL:O	1:1:90:VAL:HG13	2.20	0.41
1:1:482:LEU:HB3	1:1:544:ILE:HG13	2.02	0.41
1:1:483:ARG:HD3	1:1:485:ASP:HB3	2.01	0.41
1:3:341:LYS:HB2	1:3:341:LYS:HE3	1.92	0.41
2:4:45:ILE:HG22	2:4:66:SER:HB3	2.01	0.41
1:5:92:ILE:HD12	1:5:92:ILE:H	1.85	0.41
1:5:280:GLU:N	1:5:281:PRO:CD	2.82	0.41
1:5:291:MET:O	1:5:294:VAL:HB	2.21	0.41
1:5:361:MET:C	1:5:363:GLU:H	2.29	0.41
2:6:29:CYS:O	2:6:131:TYR:HB2	2.20	0.41
2:6:45:ILE:HD12	2:6:64:LEU:HB3	2.01	0.41
1:A:255:THR:O	1:A:256:MET:HB2	2.20	0.41
1:A:336:TYR:C	1:A:338:ALA:N	2.77	0.41
1:A:376:LEU:O	1:A:379:ALA:HB3	2.20	0.41
1:C:213:TYR:N	1:C:214:PRO:CD	2.83	0.41
1:C:554:ILE:HG13	1:C:579:LEU:HD23	2.03	0.41
1:C:651:PHE:C	1:C:653:ASN:H	2.29	0.41
1:E:108:HIS:HB2	1:E:112:ILE:HG12	2.03	0.41
1:E:183:LYS:HE3	1:E:191:GLU:OE1	2.21	0.41
1:G:40:TRP:CZ2	2:H:42:LEU:HB3	2.55	0.41
1:G:651:PHE:C	1:G:653:ASN:H	2.29	0.41
1:I:179:MET:HG2	1:I:197:VAL:HG22	2.01	0.41
1:K:68:MET:SD	1:K:210:PRO:CG	3.06	0.41
1:M:323:PHE:CZ	1:M:423:ILE:HG23	2.55	0.41
1:M:324:GLU:O	1:M:328:LEU:HB2	2.21	0.41
1:M:488:ARG:NH1	1:M:492:LEU:HD12	2.35	0.41
2:N:39:LEU:HD22	2:N:39:LEU:C	2.46	0.41
1:S:138:LEU:HD12	1:S:149:TYR:O	2.20	0.41
1:S:635:THR:OG1	1:S:639:VAL:HG21	2.20	0.41
1:U:62:THR:HB	2:V:33:GLN:HA	2.03	0.41
1:U:117:SER:CB	1:U:118:PRO:CD	2.97	0.41
1:U:501:LEU:HD12	1:U:501:LEU:N	2.35	0.41
2:V:48:ILE:HG12	2:V:64:LEU:HD23	2.03	0.41
1:Y:23:VAL:HG12	1:Y:24:LYS:N	2.35	0.41

*Continued on next page...*

*Continued from previous page...*

Atom-1	Atom-2	Interatomic distance (Å)	Clash overlap (Å)
1:Y:129:GLN:HB3	1:Y:345:SER:HB2	2.02	0.41
1:Y:522:GLU:CD	1:Y:524:ARG:HH12	2.28	0.41
1:1:75:ILE:HA	1:1:231:THR:HA	2.01	0.41
1:1:213:TYR:N	1:1:214:PRO:CD	2.84	0.41
1:1:291:MET:O	1:1:294:VAL:HB	2.20	0.41
1:1:317:TRP:HD1	1:1:318:LEU:HD23	1.85	0.41
1:1:475:PHE:CG	1:1:476:SER:N	2.88	0.41
1:1:554:ILE:HD12	1:1:554:ILE:N	2.35	0.41
1:3:428:VAL:HG21	1:3:446:TYR:CE1	2.55	0.41
1:5:20:LEU:O	1:5:21:SER:HB2	2.21	0.41
1:5:524:ARG:C	1:5:526:ALA:N	2.77	0.41
1:5:568:ALA:HA	1:5:599:ILE:HD12	2.03	0.41
2:6:68:LYS:HG2	2:6:69:ASN:H	1.85	0.41
1:A:363:GLU:HG3	1:A:366:HIS:HD2	1.86	0.41
2:B:24:TRP:O	2:B:25:ALA:HB2	2.20	0.41
1:C:287:THR:HG22	1:C:291:MET:HE3	2.02	0.41
1:C:395:GLY:O	1:C:399:VAL:HG12	2.21	0.41
1:E:502:ASP:OD2	1:E:504:ALA:HB3	2.21	0.41
1:E:592:VAL:HG12	1:E:593:ALA:N	2.36	0.41
2:F:52:SER:C	2:F:54:GLN:H	2.29	0.41
1:G:59:ALA:O	1:G:61:VAL:N	2.54	0.41
1:G:208:ARG:HG2	1:G:209:GLY:N	2.35	0.41
1:G:664:ASN:O	1:G:666:THR:N	2.54	0.41
2:H:40:LEU:O	2:H:41:ALA:HB2	2.20	0.41
1:I:100:MET:HA	1:I:100:MET:CE	2.46	0.41
1:K:625:LYS:HE2	1:K:655:HIS:CE1	2.55	0.41
1:M:104:ALA:HB2	1:M:121:MET:HE2	2.01	0.41
1:M:538:LEU:H	1:M:538:LEU:CD2	2.30	0.41
2:N:40:LEU:HD12	2:N:40:LEU:HA	1.96	0.41
1:Q:41:THR:HG23	1:Q:42:GLU:N	2.35	0.41
1:Q:213:TYR:N	1:Q:214:PRO:CD	2.83	0.41
1:Q:482:LEU:HD13	1:Q:544:ILE:HG13	2.02	0.41
2:R:68:LYS:HG2	2:R:69:ASN:H	1.85	0.41
1:S:245:ASN:O	1:S:246:LEU:C	2.63	0.41
2:T:93:LEU:CB	2:T:108:LEU:HD13	2.49	0.41
1:U:137:MET:HE1	1:U:172:ALA:O	2.20	0.41
1:U:250:PHE:O	1:U:254:VAL:HG23	2.20	0.41
1:W:64:ASP:O	1:W:65:LEU:C	2.63	0.41
1:W:107:VAL:O	1:W:107:VAL:HG12	2.21	0.41
1:W:419:GLU:O	1:W:423:ILE:HG13	2.20	0.41
1:Y:124:ALA:HB3	1:Y:125:PRO:HD3	2.03	0.41

*Continued on next page...*

*Continued from previous page...*

Atom-1	Atom-2	Interatomic distance (Å)	Clash overlap (Å)
2:Z:68:LYS:HG2	2:Z:69:ASN:H	1.86	0.41
2:Z:101:THR:HG22	2:Z:102:GLY:N	2.29	0.41
1:1:73:LYS:HA	1:1:77:LYS:NZ	2.36	0.41
1:1:324:GLU:O	1:1:328:LEU:HB2	2.21	0.41
1:1:592:VAL:HG12	1:1:593:ALA:N	2.35	0.41
1:3:639:VAL:O	1:3:643:ILE:HG13	2.20	0.41
1:5:545:ILE:HD12	1:5:661:LEU:CD1	2.50	0.41
1:5:572:TYR:HB2	1:5:624:GLU:O	2.20	0.41
1:A:20:LEU:HD12	1:A:40:TRP:CH2	2.56	0.41
1:A:329:LYS:NZ	1:A:344:GLN:HE21	2.18	0.41
1:A:405:ASN:N	1:A:405:ASN:HD22	2.19	0.41
1:A:533:LYS:H	1:A:533:LYS:HG3	1.67	0.41
1:C:547:LEU:HD12	1:C:547:LEU:HA	1.91	0.41
1:E:124:ALA:HB3	1:E:125:PRO:HD3	2.03	0.41
1:E:174:THR:HG23	1:E:177:PHE:H	1.85	0.41
1:E:405:ASN:N	1:E:405:ASN:HD22	2.18	0.41
1:E:475:PHE:CG	1:E:476:SER:N	2.88	0.41
2:F:100:LEU:HD13	2:F:104:LEU:O	2.20	0.41
1:G:124:ALA:HB3	1:G:125:PRO:HD3	2.03	0.41
2:H:100:LEU:HD13	2:H:104:LEU:O	2.21	0.41
1:I:75:ILE:HG22	1:I:76:TYR:N	2.35	0.41
1:I:115:LEU:O	1:I:115:LEU:HD13	2.20	0.41
1:I:242:PHE:HA	1:I:285:THR:HG22	2.03	0.41
1:I:361:MET:C	1:I:363:GLU:H	2.29	0.41
1:I:545:ILE:HD12	1:I:661:LEU:CD1	2.50	0.41
2:J:68:LYS:HG2	2:J:69:ASN:H	1.86	0.41
2:L:68:LYS:HG2	2:L:69:ASN:H	1.86	0.41
1:M:58:GLU:OE2	1:M:150:GLN:N	2.53	0.41
1:M:298:PHE:CE1	1:M:328:LEU:HD23	2.56	0.41
1:M:572:TYR:HB2	1:M:624:GLU:O	2.20	0.41
1:O:173:MET:HB3	1:O:178:LEU:HD13	2.03	0.41
1:Q:88:GLU:HA	1:Q:89:PRO:HD3	1.79	0.41
1:Q:455:SER:HB2	1:Q:630:THR:HB	2.02	0.41
1:Q:565:LEU:HD23	1:Q:596:PRO:HG3	2.02	0.41
1:S:501:LEU:HD12	1:S:501:LEU:N	2.36	0.41
1:U:24:LYS:HD2	1:U:26:HIS:NE2	2.35	0.41
1:U:56:TRP:HB3	2:V:42:LEU:HD11	2.02	0.41
1:U:111:VAL:C	1:U:113:SER:N	2.77	0.41
1:U:490:LYS:HZ2	1:U:627:GLY:H	1.68	0.41
1:W:361:MET:HE3	1:W:395:GLY:HA3	2.02	0.41
1:Y:54:ALA:O	1:Y:58:GLU:HG3	2.21	0.41

*Continued on next page...*

*Continued from previous page...*

Atom-1	Atom-2	Interatomic distance (Å)	Clash overlap (Å)
1:1:63:GLU:HA	2:2:33:GLN:HG2	2.03	0.41
1:1:361:MET:C	1:1:363:GLU:H	2.29	0.41
1:3:116:ASN:O	1:3:118:PRO:HD3	2.20	0.41
1:3:124:ALA:HB3	1:3:125:PRO:HD3	2.02	0.41
1:5:136:THR:HG22	1:5:138:LEU:O	2.21	0.41
1:5:204:LEU:HD23	1:5:213:TYR:CD2	2.55	0.41
1:5:531:ALA:HB2	1:5:551:THR:OG1	2.21	0.41
1:5:635:THR:OG1	1:5:639:VAL:HG21	2.21	0.41
1:A:287:THR:HG22	1:A:291:MET:HE3	2.02	0.41
2:B:33:GLN:OE1	2:B:34:LEU:HD23	2.21	0.41
1:C:502:ASP:OD2	1:C:504:ALA:HB3	2.20	0.41
1:E:65:LEU:H	2:F:31:VAL:HG23	1.86	0.41
1:E:405:ASN:ND2	1:E:635:THR:OG1	2.53	0.41
1:E:424:GLY:O	1:E:428:VAL:HG23	2.21	0.41
1:G:428:VAL:O	1:G:432:LEU:HD12	2.20	0.41
2:H:86:VAL:O	2:H:90:ILE:HG13	2.21	0.41
1:I:71:ARG:NH2	1:I:146:TYR:O	2.54	0.41
1:I:257:THR:HG23	1:I:260:SER:OG	2.21	0.41
1:M:291:MET:O	1:M:294:VAL:HB	2.21	0.41
1:M:320:LYS:HA	1:M:377:ARG:CD	2.42	0.41
1:M:561:ARG:O	1:M:587:CYS:HB2	2.21	0.41
1:O:21:SER:HA	1:O:40:TRP:CZ3	2.56	0.41
1:O:70:ASN:HA	1:O:73:LYS:CG	2.50	0.41
1:O:417:MET:O	1:O:420:THR:HB	2.20	0.41
2:P:52:SER:C	2:P:54:GLN:H	2.29	0.41
1:Q:568:ALA:HA	1:Q:599:ILE:HD12	2.02	0.41
1:Q:651:PHE:C	1:Q:653:ASN:H	2.28	0.41
1:S:21:SER:CB	1:S:41:THR:HB	2.46	0.41
1:S:200:LYS:HA	1:S:223:ASP:O	2.21	0.41
1:S:336:TYR:C	1:S:338:ALA:N	2.77	0.41
1:S:538:LEU:HD23	1:S:538:LEU:N	2.31	0.41
2:X:37:GLN:HE21	2:X:38:HIS:CE1	2.39	0.41
2:X:68:LYS:HG2	2:X:69:ASN:H	1.86	0.41
1:1:280:GLU:N	1:1:281:PRO:CD	2.83	0.41
2:2:52:SER:C	2:2:54:GLN:H	2.29	0.41
2:2:68:LYS:HG2	2:2:69:ASN:H	1.85	0.41
1:3:54:ALA:O	1:3:58:GLU:HG3	2.21	0.41
1:3:177:PHE:CZ	1:3:205:PRO:HG3	2.55	0.41
1:3:361:MET:HE3	1:3:395:GLY:HA3	2.02	0.41
1:3:419:GLU:O	1:3:423:ILE:HG13	2.20	0.41
1:5:25:LEU:HD21	2:6:89:PHE:CZ	2.55	0.41

*Continued on next page...*

*Continued from previous page...*

Atom-1	Atom-2	Interatomic distance (Å)	Clash overlap (Å)
1:5:183:LYS:HE3	1:5:191:GLU:OE1	2.21	0.41
1:5:255:THR:O	1:5:256:MET:HB2	2.21	0.41
1:5:651:PHE:C	1:5:653:ASN:H	2.29	0.41
1:A:291:MET:O	1:A:294:VAL:HB	2.21	0.41
1:A:529:LEU:HA	1:A:530:PRO:HD3	1.91	0.41
1:A:635:THR:OG1	1:A:639:VAL:HG21	2.20	0.41
1:E:143:PRO:HG3	1:E:193:VAL:CG2	2.46	0.41
1:E:393:ILE:H	1:E:393:ILE:CD1	2.19	0.41
2:F:68:LYS:HG2	2:F:69:ASN:H	1.86	0.41
1:G:291:MET:O	1:G:294:VAL:HB	2.21	0.41
1:G:547:LEU:HD12	1:G:547:LEU:HA	1.92	0.41
1:I:21:SER:O	1:I:22:GLU:HG2	2.21	0.41
1:I:64:ASP:CA	2:J:31:VAL:HB	2.37	0.41
1:I:69:LEU:H	1:I:69:LEU:HD12	1.85	0.41
1:I:419:GLU:O	1:I:423:ILE:HG13	2.21	0.41
1:I:433:ARG:CD	1:I:524:ARG:HE	2.33	0.41
1:I:464:ARG:HG2	1:I:464:ARG:HH11	1.86	0.41
1:I:483:ARG:NH1	1:I:483:ARG:HG3	2.36	0.41
1:I:529:LEU:HA	1:I:530:PRO:HD3	1.92	0.41
1:I:635:THR:OG1	1:I:639:VAL:HG21	2.20	0.41
1:K:204:LEU:HD23	1:K:213:TYR:CD2	2.56	0.41
1:K:522:GLU:CD	1:K:524:ARG:HH21	2.28	0.41
2:L:52:SER:H	2:L:55:THR:HG22	1.86	0.41
1:M:177:PHE:CZ	1:M:205:PRO:HG3	2.55	0.41
1:M:417:MET:O	1:M:420:THR:HB	2.20	0.41
1:M:428:VAL:HG21	1:M:446:TYR:CE1	2.56	0.41
1:M:456:ALA:HA	1:M:459:ILE:CG2	2.51	0.41
1:M:540:LYS:O	1:M:555:SER:HB2	2.21	0.41
2:N:34:LEU:HD11	2:N:78:ARG:NH1	2.34	0.41
2:N:68:LYS:HG2	2:N:69:ASN:H	1.86	0.41
2:N:93:LEU:CB	2:N:108:LEU:HD13	2.49	0.41
1:O:68:MET:HE2	1:O:69:LEU:CD2	2.51	0.41
1:O:75:ILE:HG21	1:O:211:PHE:CE1	2.55	0.41
1:O:242:PHE:HA	1:O:285:THR:HG22	2.03	0.41
1:S:76:TYR:HB2	1:S:230:THR:HG23	2.01	0.41
1:S:214:PRO:C	1:S:216:LEU:H	2.29	0.41
1:S:255:THR:O	1:S:256:MET:HB2	2.20	0.41
1:S:287:THR:HG22	1:S:291:MET:HE3	2.01	0.41
1:S:324:GLU:O	1:S:328:LEU:HB2	2.21	0.41
1:U:60:ASN:HB3	1:U:63:GLU:CB	2.38	0.41
1:U:651:PHE:C	1:U:653:ASN:H	2.29	0.41

*Continued on next page...*

*Continued from previous page...*

Atom-1	Atom-2	Interatomic distance (Å)	Clash overlap (Å)
1:W:54:ALA:O	1:W:58:GLU:HG3	2.21	0.41
1:W:409:LEU:HD22	1:W:631:THR:O	2.21	0.41
1:W:464:ARG:HH11	1:W:464:ARG:HG2	1.86	0.41
1:W:482:LEU:HB3	1:W:544:ILE:CG1	2.51	0.41
1:W:522:GLU:HB2	1:W:525:ASP:OD2	2.21	0.41
2:X:42:LEU:C	2:X:44:ASN:N	2.79	0.41
2:X:52:SER:C	2:X:54:GLN:H	2.29	0.41
1:Y:96:SER:HB2	1:Y:99:SER:CB	2.51	0.41
1:Y:257:THR:HG23	1:Y:260:SER:OG	2.20	0.41
1:Y:592:VAL:HG12	1:Y:593:ALA:N	2.36	0.41
2:Z:52:SER:C	2:Z:54:GLN:H	2.29	0.41
1:1:138:LEU:HD12	1:1:149:TYR:O	2.20	0.41
1:1:177:PHE:CZ	1:1:205:PRO:HG3	2.56	0.41
1:1:399:VAL:HG13	1:1:400:LEU:N	2.36	0.41
1:3:552:PHE:CG	1:3:661:LEU:HD13	2.55	0.41
2:4:52:SER:C	2:4:54:GLN:H	2.28	0.41
2:4:68:LYS:HG2	2:4:69:ASN:H	1.85	0.41
1:5:243:VAL:N	1:5:285:THR:HG22	2.20	0.41
2:6:24:TRP:HE3	2:6:24:TRP:HA	1.86	0.41
2:B:34:LEU:CD1	2:B:39:LEU:HG	2.48	0.41
1:C:82:LEU:O	1:C:219:ALA:HA	2.21	0.41
1:C:257:THR:HG23	1:C:260:SER:OG	2.21	0.41
1:E:214:PRO:C	1:E:216:LEU:H	2.29	0.41
1:G:40:TRP:CE2	2:H:42:LEU:HD23	2.56	0.41
1:G:424:GLY:O	1:G:428:VAL:HG23	2.20	0.41
1:I:143:PRO:HG3	1:I:193:VAL:CG2	2.49	0.41
2:J:40:LEU:CD1	2:J:45:ILE:HG12	2.46	0.41
2:J:44:ASN:O	2:J:66:SER:HB2	2.21	0.41
1:K:356:MET:HE2	1:K:379:ALA:HB2	2.02	0.41
1:K:376:LEU:O	1:K:379:ALA:HB3	2.21	0.41
1:K:538:LEU:H	1:K:538:LEU:CD2	2.30	0.41
1:M:117:SER:HA	1:M:118:PRO:HD3	1.89	0.41
1:M:531:ALA:HB2	1:M:551:THR:OG1	2.21	0.41
1:O:361:MET:C	1:O:363:GLU:H	2.29	0.41
1:O:545:ILE:HD12	1:O:661:LEU:CD1	2.50	0.41
1:Q:204:LEU:HD23	1:Q:213:TYR:CD2	2.56	0.41
1:S:356:MET:HE2	1:S:379:ALA:HB2	2.03	0.41
1:S:456:ALA:HA	1:S:459:ILE:CG2	2.51	0.41
1:U:64:ASP:HA	2:V:31:VAL:HG23	2.03	0.41
1:U:91:ASP:HB3	1:U:92:ILE:H	1.61	0.41
1:U:317:TRP:HD1	1:U:318:LEU:HD23	1.86	0.41

*Continued on next page...*

*Continued from previous page...*

Atom-1	Atom-2	Interatomic distance (Å)	Clash overlap (Å)
1:U:409:LEU:HD21	1:U:632:THR:CB	2.51	0.41
2:V:52:SER:C	2:V:54:GLN:H	2.29	0.41
1:Y:59:ALA:HB2	1:Y:149:TYR:OH	2.21	0.41
1:1:214:PRO:C	1:1:216:LEU:H	2.29	0.41
1:1:424:GLY:O	1:1:428:VAL:HG23	2.20	0.41
1:1:502:ASP:OD2	1:1:504:ALA:HB3	2.21	0.41
1:3:31:GLY:HA2	2:4:24:TRP:HE1	1.85	0.41
2:4:26:TYR:CD2	2:4:49:TYR:HB3	2.56	0.41
1:A:160:LEU:HD21	1:A:291:MET:HE2	2.02	0.40
1:A:501:LEU:N	1:A:501:LEU:HD12	2.36	0.40
1:C:25:LEU:HD23	2:D:89:PHE:CZ	2.56	0.40
1:C:97:GLU:HB3	1:C:98:GLY:H	1.70	0.40
1:C:327:VAL:HG23	1:C:426:HIS:CE1	2.55	0.40
1:C:404:TYR:HD2	1:C:449:LEU:HD22	1.85	0.40
1:C:552:PHE:CG	1:C:661:LEU:HD13	2.57	0.40
1:E:96:SER:O	1:E:97:GLU:C	2.63	0.40
1:E:376:LEU:O	1:E:379:ALA:HB3	2.21	0.40
1:I:70:ASN:HA	1:I:73:LYS:CE	2.45	0.40
2:J:26:TYR:CB	2:J:27:PRO:HD2	2.51	0.40
1:M:124:ALA:HB3	1:M:125:PRO:HD3	2.02	0.40
1:M:544:ILE:HG22	1:M:553:ILE:HG12	2.02	0.40
1:O:91:ASP:OD2	1:O:317:TRP:HH2	2.04	0.40
1:O:134:ILE:HG13	1:1:569:SER:HB2	2.02	0.40
1:O:459:ILE:HG21	1:O:494:MET:HG2	2.04	0.40
2:P:68:LYS:HG2	2:P:69:ASN:H	1.86	0.40
1:Q:317:TRP:HD1	1:Q:318:LEU:HD23	1.86	0.40
2:R:37:GLN:CG	2:R:38:HIS:H	2.34	0.40
1:S:61:VAL:HG13	2:T:85:VAL:HG22	2.03	0.40
1:S:376:LEU:O	1:S:379:ALA:HB3	2.20	0.40
1:U:94:ALA:O	1:U:95:VAL:C	2.64	0.40
2:V:39:LEU:CD1	2:V:39:LEU:N	2.84	0.40
2:V:126:ALA:O	2:V:128:LEU:HD22	2.21	0.40
1:W:651:PHE:C	1:W:653:ASN:H	2.28	0.40
2:X:93:LEU:CB	2:X:108:LEU:HD13	2.49	0.40
1:Y:57:ARG:HD3	2:Z:39:LEU:HG	2.03	0.40
1:Y:78:THR:HG22	1:Y:228:ILE:HD12	2.02	0.40
1:Y:213:TYR:N	1:Y:214:PRO:CD	2.83	0.40
1:Y:419:GLU:O	1:Y:423:ILE:HG13	2.21	0.40
1:Y:475:PHE:CG	1:Y:476:SER:N	2.89	0.40
1:1:109:PRO:HA	1:1:354:MET:SD	2.61	0.40
1:1:276:GLY:C	1:1:278:CYS:H	2.29	0.40

*Continued on next page...*

*Continued from previous page...*

Atom-1	Atom-2	Interatomic distance (Å)	Clash overlap (Å)
1:1:552:PHE:CG	1:1:661:LEU:HD13	2.56	0.40
1:3:29:ILE:O	1:3:30:GLU:C	2.64	0.40
1:5:405:ASN:N	1:5:405:ASN:HD22	2.18	0.40
2:6:42:LEU:HD11	2:6:88:PHE:CZ	2.56	0.40
1:A:531:ALA:HB2	1:A:551:THR:OG1	2.22	0.40
1:A:651:PHE:C	1:A:653:ASN:H	2.29	0.40
1:C:108:HIS:O	1:C:109:PRO:C	2.65	0.40
2:D:121:GLU:OE1	2:D:121:GLU:N	2.54	0.40
1:E:78:THR:HG22	1:E:215:SER:C	2.46	0.40
1:E:250:PHE:O	1:E:254:VAL:HG23	2.21	0.40
1:E:276:GLY:C	1:E:278:CYS:H	2.30	0.40
1:E:320:LYS:HA	1:E:377:ARG:CD	2.40	0.40
1:G:92:ILE:CG2	1:G:313:VAL:HG12	2.46	0.40
1:I:53:GLU:CD	2:J:41:ALA:HB1	2.44	0.40
1:I:501:LEU:N	1:I:501:LEU:HD12	2.36	0.40
1:K:276:GLY:C	1:K:278:CYS:H	2.30	0.40
1:K:554:ILE:N	1:K:554:ILE:HD12	2.37	0.40
1:M:183:LYS:HE3	1:M:191:GLU:OE1	2.20	0.40
1:M:538:LEU:HD23	1:M:538:LEU:N	2.32	0.40
1:O:664:ASN:O	1:O:666:THR:N	2.54	0.40
1:Q:424:GLY:O	1:Q:428:VAL:HG23	2.21	0.40
1:Q:501:LEU:HD12	1:Q:501:LEU:N	2.36	0.40
1:S:86:LEU:HD13	1:S:251:SER:HA	2.03	0.40
1:U:68:MET:O	1:U:71:ARG:HB3	2.22	0.40
1:U:208:ARG:HG2	1:U:209:GLY:N	2.35	0.40
1:U:529:LEU:HA	1:U:530:PRO:HD3	1.89	0.40
1:U:545:ILE:HD12	1:U:661:LEU:CD1	2.51	0.40
1:W:137:MET:HE1	1:W:172:ALA:C	2.46	0.40
1:W:213:TYR:N	1:W:214:PRO:CD	2.83	0.40
1:W:488:ARG:NH1	1:W:492:LEU:HD12	2.37	0.40
2:X:38:HIS:HB2	2:X:39:LEU:H	1.77	0.40
2:Z:127:ASN:HA	1:1:81:THR:O	2.21	0.40
2:Z:130:ARG:HB2	2:Z:131:TYR:CE2	2.56	0.40
1:1:367:LEU:HG	1:1:368:THR:H	1.86	0.40
1:1:395:GLY:O	1:1:399:VAL:HG12	2.21	0.40
1:3:255:THR:O	1:3:256:MET:HB2	2.20	0.40
1:3:603:GLN:HG2	1:3:671:ALA:O	2.21	0.40
1:5:437:THR:HG22	1:5:528:HIS:ND1	2.36	0.40
1:5:488:ARG:NH1	1:5:492:LEU:HD12	2.37	0.40
1:A:24:LYS:CB	1:A:37:THR:HG22	2.50	0.40
1:A:322:PHE:HE1	1:A:343:MET:O	2.05	0.40

*Continued on next page...*

*Continued from previous page...*

Atom-1	Atom-2	Interatomic distance (Å)	Clash overlap (Å)
1:A:324:GLU:O	1:A:328:LEU:HB2	2.21	0.40
1:A:400:LEU:HD22	1:A:446:TYR:CZ	2.57	0.40
1:C:276:GLY:C	1:C:278:CYS:H	2.30	0.40
1:C:533:LYS:H	1:C:533:LYS:HG3	1.67	0.40
1:E:59:ALA:HB2	1:E:149:TYR:OH	2.22	0.40
1:E:428:VAL:HG21	1:E:446:TYR:CE1	2.56	0.40
1:E:589:GLN:H	1:E:589:GLN:HG2	1.73	0.40
1:G:108:HIS:C	1:G:110:GLY:N	2.79	0.40
1:G:204:LEU:HD23	1:G:213:TYR:CD2	2.56	0.40
1:I:21:SER:HB3	1:I:41:THR:CB	2.33	0.40
1:I:66:ALA:CA	2:J:128:LEU:HD22	2.51	0.40
1:K:188:LYS:C	1:K:190:ASP:N	2.79	0.40
1:K:428:VAL:HG21	1:K:446:TYR:CE1	2.56	0.40
1:K:475:PHE:CG	1:K:476:SER:N	2.89	0.40
1:K:572:TYR:HB2	1:K:624:GLU:O	2.20	0.40
1:M:65:LEU:HD12	2:N:128:LEU:CD1	2.50	0.40
1:M:101:GLN:H	1:M:101:GLN:HG3	1.72	0.40
1:M:399:VAL:HG13	1:M:400:LEU:N	2.36	0.40
1:M:424:GLY:O	1:M:428:VAL:HG23	2.22	0.40
1:Q:97:GLU:CG	1:Q:98:GLY:H	2.21	0.40
1:Q:108:HIS:O	1:Q:110:GLY:N	2.54	0.40
1:Q:475:PHE:CG	1:Q:476:SER:N	2.89	0.40
1:S:317:TRP:HD1	1:S:318:LEU:HD23	1.85	0.40
1:S:361:MET:C	1:S:363:GLU:H	2.28	0.40
2:T:34:LEU:HD12	2:T:34:LEU:HA	1.95	0.40
1:U:475:PHE:CG	1:U:476:SER:N	2.89	0.40
1:U:637:GLN:HE21	1:U:641:ASN:ND2	2.19	0.40
1:W:81:THR:OG1	1:W:214:PRO:O	2.39	0.40
1:Y:102:VAL:HB	1:Y:121:MET:HG2	2.02	0.40
1:1:257:THR:HG23	1:1:260:SER:OG	2.21	0.40
1:1:572:TYR:HB2	1:1:624:GLU:O	2.21	0.40
1:3:298:PHE:CE1	1:3:328:LEU:HD23	2.57	0.40
1:3:376:LEU:O	1:3:379:ALA:HB3	2.21	0.40
1:5:54:ALA:O	1:5:58:GLU:HG3	2.21	0.40
1:5:101:GLN:HA	1:5:120:CYS:O	2.21	0.40
1:5:213:TYR:N	1:5:214:PRO:CD	2.83	0.40
1:A:102:VAL:HG21	1:A:351:LEU:HD13	2.04	0.40
1:A:108:HIS:HB2	1:A:112:ILE:HD11	2.04	0.40
1:A:188:LYS:C	1:A:190:ASP:N	2.80	0.40
1:A:411:GLN:HE22	1:A:417:MET:HE3	1.85	0.40
1:A:612:CYS:HA	1:A:640:GLN:NE2	2.37	0.40

*Continued on next page...*

*Continued from previous page...*

Atom-1	Atom-2	Interatomic distance (Å)	Clash overlap (Å)
1:C:28:ASP:C	1:C:29:ILE:O	2.61	0.40
1:C:209:GLY:O	1:C:211:PHE:N	2.55	0.40
1:C:400:LEU:HD22	1:C:446:TYR:CZ	2.57	0.40
1:C:501:LEU:N	1:C:501:LEU:HD12	2.36	0.40
1:G:540:LYS:O	1:G:555:SER:HB2	2.22	0.40
1:I:90:VAL:O	1:I:90:VAL:HG13	2.22	0.40
1:I:367:LEU:HG	1:I:368:THR:H	1.85	0.40
1:I:475:PHE:CG	1:I:476:SER:N	2.89	0.40
1:K:181:THR:CG2	1:K:195:SER:HB3	2.36	0.40
1:M:330:ASP:O	1:M:334:ILE:HG13	2.21	0.40
1:O:62:THR:O	2:P:33:GLN:HA	2.22	0.40
1:O:323:PHE:CZ	1:O:423:ILE:HG23	2.56	0.40
2:P:86:VAL:O	2:P:90:ILE:HG13	2.22	0.40
1:Q:287:THR:HG22	1:Q:291:MET:HE3	2.03	0.40
1:Q:376:LEU:O	1:Q:379:ALA:HB3	2.21	0.40
1:S:68:MET:SD	2:T:81:ASN:ND2	2.93	0.40
1:W:69:LEU:O	1:W:73:LYS:HG2	2.21	0.40
1:W:173:MET:HB3	1:W:178:LEU:HD13	2.03	0.40
1:W:214:PRO:C	1:W:216:LEU:H	2.29	0.40
1:W:276:GLY:C	1:W:278:CYS:H	2.29	0.40
1:Y:651:PHE:C	1:Y:653:ASN:H	2.28	0.40
1:1:323:PHE:CZ	1:1:423:ILE:HG23	2.57	0.40
1:3:70:ASN:C	1:3:72:TYR:N	2.79	0.40
1:3:276:GLY:C	1:3:278:CYS:H	2.29	0.40
1:3:361:MET:C	1:3:363:GLU:H	2.29	0.40
1:5:429:LEU:HA	1:5:432:LEU:HD12	2.04	0.40
2:6:52:SER:C	2:6:54:GLN:H	2.29	0.40
1:A:104:ALA:HB2	1:A:121:MET:HE2	2.02	0.40
1:A:356:MET:HE2	1:A:379:ALA:HB2	2.04	0.40
1:C:83:GLY:HA2	1:C:220:GLN:O	2.22	0.40
1:C:540:LYS:O	1:C:555:SER:HB2	2.22	0.40
1:C:572:TYR:HB2	1:C:624:GLU:O	2.22	0.40
2:D:68:LYS:HG2	2:D:69:ASN:H	1.86	0.40
1:E:173:MET:HB3	1:E:178:LEU:HD13	2.03	0.40
1:E:399:VAL:HG13	1:E:400:LEU:N	2.37	0.40
1:E:419:GLU:O	1:E:423:ILE:HG13	2.21	0.40
1:E:524:ARG:HA	1:E:527:TRP:CE2	2.56	0.40
1:G:107:VAL:HG12	1:G:354:MET:CE	2.51	0.40
1:G:276:GLY:C	1:G:278:CYS:H	2.29	0.40
1:I:56:TRP:CE3	2:J:42:LEU:HD21	2.57	0.40
1:I:69:LEU:HD12	1:I:69:LEU:N	2.36	0.40

*Continued on next page...*

Continued from previous page...

Atom-1	Atom-2	Interatomic distance (Å)	Clash overlap (Å)
1:I:245:ASN:O	1:I:246:LEU:C	2.64	0.40
1:I:291:MET:O	1:I:294:VAL:HB	2.21	0.40
1:I:330:ASP:O	1:I:334:ILE:HG13	2.21	0.40
1:K:324:GLU:O	1:K:328:LEU:HB2	2.21	0.40
1:M:108:HIS:C	1:M:110:GLY:H	2.30	0.40
1:M:317:TRP:HD1	1:M:318:LEU:HD23	1.85	0.40
1:O:276:GLY:C	1:O:278:CYS:H	2.28	0.40
1:Q:160:LEU:HD11	1:Q:336:TYR:HB3	2.04	0.40
1:Q:242:PHE:HA	1:Q:285:THR:HG22	2.03	0.40
1:Q:399:VAL:HG13	1:Q:400:LEU:N	2.37	0.40
1:Q:417:MET:O	1:Q:420:THR:HB	2.21	0.40
1:Q:429:LEU:HD11	1:Q:433:ARG:HH12	1.87	0.40
1:Q:589:GLN:H	1:Q:589:GLN:HG2	1.72	0.40
1:S:545:ILE:HD12	1:S:661:LEU:CD1	2.51	0.40
1:W:524:ARG:H	1:W:524:ARG:HG2	1.61	0.40
2:X:130:ARG:HG2	2:X:130:ARG:O	2.21	0.40
1:Y:200:LYS:HA	1:Y:223:ASP:O	2.22	0.40
1:Y:361:MET:C	1:Y:363:GLU:H	2.29	0.40
1:3:78:THR:HG23	2:6:124:PHE:O	2.22	0.40
2:4:29:CYS:O	2:4:131:TYR:HB2	2.22	0.40
1:5:192:HIS:HA	1:5:234:HIS:CE1	2.56	0.40
1:5:270:VAL:HG13	1:5:516:ARG:HD2	2.04	0.40
1:5:409:LEU:HD11	1:5:632:THR:OG1	2.21	0.40
1:5:428:VAL:O	1:5:432:LEU:HD12	2.22	0.40

There are no symmetry-related clashes.

## 5.3 Torsion angles [\(i\)](#)

### 5.3.1 Protein backbone [\(i\)](#)

In the following table, the Percentiles column shows the percent Ramachandran outliers of the chain as a percentile score with respect to all X-ray entries followed by that with respect to entries of similar resolution.

The Analysed column shows the number of residues for which the backbone conformation was analysed, and the total number of residues.

Mol	Chain	Analysed	Favoured	Allowed	Outliers	Percentiles
1	1	651/653 (100%)	549 (84%)	83 (13%)	19 (3%)	<b>3</b> <b>25</b>

Continued on next page...

*Continued from previous page...*

Mol	Chain	Analysed	Favoured	Allowed	Outliers	Percentiles	
1	3	651/653 (100%)	556 (85%)	78 (12%)	17 (3%)	4	27
1	5	651/653 (100%)	552 (85%)	82 (13%)	17 (3%)	4	27
1	A	651/653 (100%)	545 (84%)	87 (13%)	19 (3%)	3	25
1	C	651/653 (100%)	550 (84%)	84 (13%)	17 (3%)	4	27
1	E	651/653 (100%)	551 (85%)	84 (13%)	16 (2%)	4	28
1	G	651/653 (100%)	555 (85%)	82 (13%)	14 (2%)	5	30
1	I	651/653 (100%)	551 (85%)	82 (13%)	18 (3%)	4	26
1	K	651/653 (100%)	543 (83%)	87 (13%)	21 (3%)	3	24
1	M	651/653 (100%)	547 (84%)	83 (13%)	21 (3%)	3	24
1	O	651/653 (100%)	534 (82%)	93 (14%)	24 (4%)	2	21
1	Q	651/653 (100%)	545 (84%)	83 (13%)	23 (4%)	3	23
1	S	651/653 (100%)	549 (84%)	80 (12%)	22 (3%)	3	23
1	U	651/653 (100%)	543 (83%)	86 (13%)	22 (3%)	3	23
1	W	651/653 (100%)	551 (85%)	77 (12%)	23 (4%)	3	23
1	Y	651/653 (100%)	547 (84%)	86 (13%)	18 (3%)	4	26
2	2	106/108 (98%)	82 (77%)	16 (15%)	8 (8%)	1	9
2	4	106/108 (98%)	81 (76%)	18 (17%)	7 (7%)	1	12
2	6	106/108 (98%)	80 (76%)	18 (17%)	8 (8%)	1	9
2	B	106/108 (98%)	85 (80%)	14 (13%)	7 (7%)	1	12
2	D	106/108 (98%)	80 (76%)	15 (14%)	11 (10%)	0	5
2	F	106/108 (98%)	78 (74%)	20 (19%)	8 (8%)	1	9
2	H	106/108 (98%)	82 (77%)	17 (16%)	7 (7%)	1	12
2	J	106/108 (98%)	81 (76%)	17 (16%)	8 (8%)	1	9
2	L	106/108 (98%)	82 (77%)	17 (16%)	7 (7%)	1	12
2	N	106/108 (98%)	83 (78%)	16 (15%)	7 (7%)	1	12
2	P	106/108 (98%)	85 (80%)	13 (12%)	8 (8%)	1	9
2	R	106/108 (98%)	84 (79%)	15 (14%)	7 (7%)	1	12
2	T	106/108 (98%)	82 (77%)	16 (15%)	8 (8%)	1	9
2	V	106/108 (98%)	81 (76%)	15 (14%)	10 (9%)	0	6
2	X	106/108 (98%)	82 (77%)	15 (14%)	9 (8%)	0	7
2	Z	106/108 (98%)	83 (78%)	15 (14%)	8 (8%)	1	9

*Continued on next page...*

*Continued from previous page...*

Mol	Chain	Analysed	Favoured	Allowed	Outliers	Percentiles
All	All	12112/12176 (100%)	10079 (83%)	1594 (13%)	439 (4%)	2 22

All (439) Ramachandran outliers are listed below:

Mol	Chain	Res	Type
1	A	29	ILE
1	A	97	GLU
2	B	25	ALA
1	C	97	GLU
2	D	25	ALA
1	E	79	SER
1	E	97	GLU
1	G	29	ILE
2	H	40	LEU
1	I	22	GLU
1	I	79	SER
1	I	97	GLU
2	J	33	GLN
1	K	60	ASN
1	M	79	SER
1	M	97	GLU
1	M	105	SER
1	M	113	SER
1	O	22	GLU
1	O	29	ILE
1	O	60	ASN
2	P	35	ARG
1	S	79	SER
1	S	105	SER
1	U	60	ASN
1	U	97	GLU
1	W	23	VAL
1	W	30	GLU
1	W	60	ASN
1	W	63	GLU
1	Y	60	ASN
1	Y	95	VAL
1	1	60	ASN
1	1	79	SER
1	3	60	ASN
1	A	48	PRO
2	B	56	CYS

*Continued on next page...*

*Continued from previous page...*

<b>Mol</b>	<b>Chain</b>	<b>Res</b>	<b>Type</b>
1	C	48	PRO
1	C	60	ASN
1	C	110	GLY
1	C	346	TYR
2	D	34	LEU
2	D	36	ALA
2	D	56	CYS
2	D	104	LEU
1	E	48	PRO
1	E	60	ASN
2	F	25	ALA
2	F	56	CYS
2	F	104	LEU
1	G	48	PRO
1	G	60	ASN
2	H	56	CYS
2	H	104	LEU
1	I	48	PRO
1	I	60	ASN
2	J	39	LEU
2	J	56	CYS
1	K	30	GLU
1	K	48	PRO
1	K	98	GLY
2	L	38	HIS
2	L	56	CYS
1	M	48	PRO
1	M	60	ASN
1	M	63	GLU
2	N	56	CYS
2	N	104	LEU
1	O	21	SER
1	O	28	ASP
1	O	48	PRO
1	O	63	GLU
1	O	100	MET
2	P	33	GLN
2	P	56	CYS
2	P	104	LEU
1	Q	48	PRO
1	Q	60	ASN
1	Q	63	GLU

*Continued on next page...*

*Continued from previous page...*

<b>Mol</b>	<b>Chain</b>	<b>Res</b>	<b>Type</b>
1	Q	95	VAL
2	R	56	CYS
2	R	104	LEU
1	S	30	GLU
1	S	48	PRO
1	S	60	ASN
2	T	36	ALA
2	T	56	CYS
2	T	104	LEU
1	U	27	LEU
1	U	48	PRO
1	U	79	SER
1	U	111	VAL
1	U	112	ILE
2	V	38	HIS
2	V	56	CYS
2	V	104	LEU
1	W	48	PRO
1	W	61	VAL
1	W	97	GLU
2	X	33	GLN
2	X	35	ARG
2	X	56	CYS
1	Y	48	PRO
1	Y	94	ALA
2	Z	56	CYS
2	Z	104	LEU
1	1	48	PRO
1	1	63	GLU
2	2	25	ALA
2	2	56	CYS
2	2	104	LEU
1	3	27	LEU
1	3	48	PRO
1	3	102	VAL
1	3	115	LEU
1	3	671	ALA
2	4	56	CYS
2	4	130	ARG
1	5	28	ASP
1	5	48	PRO
1	5	60	ASN

*Continued on next page...*

*Continued from previous page...*

<b>Mol</b>	<b>Chain</b>	<b>Res</b>	<b>Type</b>
1	5	99	SER
1	5	100	MET
2	6	40	LEU
2	6	56	CYS
1	A	21	SER
1	A	28	ASP
1	A	60	ASN
1	A	281	PRO
1	A	384	PRO
2	B	54	GLN
2	B	104	LEU
1	C	281	PRO
1	C	384	PRO
2	D	32	THR
2	D	54	GLN
2	D	121	GLU
1	E	281	PRO
1	E	384	PRO
1	E	671	ALA
2	F	37	GLN
2	F	54	GLN
1	G	281	PRO
1	G	384	PRO
2	H	121	GLU
1	I	21	SER
1	I	281	PRO
1	I	384	PRO
2	J	54	GLN
2	J	104	LEU
1	K	22	GLU
1	K	28	ASP
1	K	96	SER
1	K	281	PRO
1	K	384	PRO
2	L	55	THR
2	L	104	LEU
2	L	121	GLU
1	M	96	SER
1	M	281	PRO
1	M	384	PRO
2	N	38	HIS
1	O	30	GLU

*Continued on next page...*

*Continued from previous page...*

<b>Mol</b>	<b>Chain</b>	<b>Res</b>	<b>Type</b>
1	O	95	VAL
1	O	101	GLN
1	O	281	PRO
1	O	384	PRO
2	P	54	GLN
1	Q	81	THR
1	Q	281	PRO
1	Q	384	PRO
1	S	63	GLU
1	S	78	THR
1	S	97	GLU
1	S	281	PRO
1	S	384	PRO
2	T	55	THR
1	U	281	PRO
1	U	384	PRO
2	V	54	GLN
1	W	65	LEU
1	W	91	ASP
1	W	95	VAL
1	W	281	PRO
1	W	384	PRO
2	X	54	GLN
2	X	104	LEU
1	Y	22	GLU
1	Y	281	PRO
1	Y	384	PRO
1	Y	595	GLU
2	Z	25	ALA
1	1	97	GLU
1	1	281	PRO
1	1	384	PRO
1	3	97	GLU
1	3	281	PRO
1	3	384	PRO
2	4	55	THR
2	4	104	LEU
1	5	281	PRO
1	5	343	MET
1	5	384	PRO
2	6	54	GLN
2	6	104	LEU

*Continued on next page...*

*Continued from previous page...*

<b>Mol</b>	<b>Chain</b>	<b>Res</b>	<b>Type</b>
1	A	79	SER
1	A	585	ASN
1	A	595	GLU
1	A	671	ALA
2	B	55	THR
2	B	121	GLU
1	C	111	VAL
1	C	410	PHE
1	C	595	GLU
2	D	53	ASN
2	D	55	THR
1	E	30	GLU
1	E	410	PHE
1	E	595	GLU
2	F	55	THR
2	F	121	GLU
1	G	410	PHE
1	G	595	GLU
2	H	54	GLN
2	H	55	THR
1	I	30	GLU
1	I	410	PHE
1	I	585	ASN
1	I	595	GLU
2	J	55	THR
2	J	121	GLU
1	K	63	GLU
1	K	410	PHE
1	K	595	GLU
2	L	54	GLN
1	M	95	VAL
1	M	209	GLY
1	M	247	LYS
1	M	410	PHE
1	M	595	GLU
1	M	671	ALA
2	N	53	ASN
2	N	54	GLN
2	N	55	THR
2	N	121	GLU
1	O	209	GLY
1	O	410	PHE

*Continued on next page...*

*Continued from previous page...*

<b>Mol</b>	<b>Chain</b>	<b>Res</b>	<b>Type</b>
1	O	585	ASN
1	O	595	GLU
2	P	55	THR
2	P	121	GLU
1	Q	28	ASP
1	Q	113	SER
1	Q	209	GLY
1	Q	410	PHE
1	Q	526	ALA
1	Q	595	GLU
2	R	39	LEU
2	R	54	GLN
2	R	55	THR
2	R	121	GLU
1	S	209	GLY
1	S	247	LYS
1	S	410	PHE
1	S	595	GLU
2	T	25	ALA
2	T	53	ASN
2	T	54	GLN
2	T	121	GLU
1	U	29	ILE
1	U	99	SER
1	U	101	GLN
1	U	410	PHE
1	U	595	GLU
1	U	671	ALA
2	V	32	THR
2	V	55	THR
2	V	121	GLU
1	W	64	ASP
1	W	410	PHE
1	W	595	GLU
2	X	55	THR
2	X	121	GLU
1	Y	111	VAL
1	Y	247	LYS
2	Z	54	GLN
2	Z	55	THR
2	Z	121	GLU
2	Z	128	LEU

*Continued on next page...*

*Continued from previous page...*

<b>Mol</b>	<b>Chain</b>	<b>Res</b>	<b>Type</b>
1	1	92	ILE
1	1	108	HIS
1	1	247	LYS
1	1	410	PHE
1	1	585	ASN
1	1	595	GLU
1	1	671	ALA
2	2	54	GLN
2	2	55	THR
2	2	121	GLU
1	3	28	ASP
1	3	595	GLU
2	4	54	GLN
1	5	345	SER
1	5	595	GLU
2	6	55	THR
1	A	96	SER
1	A	205	PRO
1	A	247	LYS
1	A	410	PHE
1	A	437	THR
2	B	53	ASN
1	C	209	GLY
1	C	246	LEU
1	C	247	LYS
1	C	437	THR
2	D	29	CYS
1	E	63	GLU
1	E	113	SER
1	E	247	LYS
2	F	53	ASN
1	G	109	PRO
1	G	247	LYS
1	G	585	ASN
2	H	53	ASN
1	I	247	LYS
2	J	53	ASN
1	K	104	ALA
1	K	247	LYS
1	K	528	HIS
1	K	585	ASN
1	K	671	ALA

*Continued on next page...*

*Continued from previous page...*

<b>Mol</b>	<b>Chain</b>	<b>Res</b>	<b>Type</b>
2	L	53	ASN
1	M	99	SER
1	M	437	THR
1	M	585	ASN
1	O	65	LEU
1	O	247	LYS
1	O	346	TYR
2	P	53	ASN
1	Q	79	SER
1	Q	247	LYS
1	Q	437	THR
1	Q	671	ALA
2	R	53	ASN
1	S	585	ASN
1	U	91	ASP
1	U	209	GLY
1	U	247	LYS
2	V	28	CYS
2	V	53	ASN
1	W	29	ILE
1	W	247	LYS
1	W	671	ALA
2	X	53	ASN
1	Y	89	PRO
1	Y	410	PHE
2	Z	53	ASN
1	1	437	THR
2	2	34	LEU
2	2	53	ASN
1	3	71	ARG
1	3	247	LYS
1	3	410	PHE
2	4	53	ASN
1	5	30	GLU
1	5	247	LYS
1	5	410	PHE
1	5	585	ASN
2	6	46	SER
2	6	53	ASN
2	6	121	GLU
1	C	63	GLU
1	C	205	PRO

*Continued on next page...*

*Continued from previous page...*

<b>Mol</b>	<b>Chain</b>	<b>Res</b>	<b>Type</b>
1	E	205	PRO
1	G	205	PRO
1	I	205	PRO
1	K	209	GLY
1	K	437	THR
1	O	205	PRO
1	Q	585	ASN
1	S	108	HIS
1	S	205	PRO
1	S	208	ARG
1	S	246	LEU
1	U	208	ARG
2	V	43	GLU
1	W	104	ALA
2	X	27	PRO
1	Y	208	ARG
1	Y	209	GLY
1	Y	585	ASN
2	4	121	GLU
1	A	408	PRO
1	C	408	PRO
1	E	408	PRO
1	G	23	VAL
1	G	408	PRO
1	I	209	GLY
1	I	408	PRO
1	K	205	PRO
1	K	408	PRO
1	M	205	PRO
1	M	408	PRO
1	O	108	HIS
1	O	408	PRO
1	Q	29	ILE
1	Q	205	PRO
1	Q	408	PRO
1	S	408	PRO
1	U	205	PRO
1	U	408	PRO
1	W	205	PRO
1	W	408	PRO
1	Y	205	PRO
1	Y	408	PRO

*Continued on next page...*

*Continued from previous page...*

Mol	Chain	Res	Type
1	1	205	PRO
1	1	408	PRO
1	3	205	PRO
1	3	408	PRO
1	5	205	PRO
1	5	209	GLY
1	5	408	PRO
1	A	209	GLY
1	E	209	GLY
1	I	107	VAL
1	Q	112	ILE
1	S	95	VAL
1	Y	112	ILE
1	1	209	GLY
1	3	209	GLY
1	G	209	GLY
1	I	112	ILE
1	O	112	ILE
1	Q	109	PRO
1	U	31	GLY
1	W	107	VAL
1	W	209	GLY
1	S	107	VAL
1	1	112	ILE

### 5.3.2 Protein sidechains [i](#)

In the following table, the Percentiles column shows the percent sidechain outliers of the chain as a percentile score with respect to all X-ray entries followed by that with respect to entries of similar resolution.

The Analysed column shows the number of residues for which the sidechain conformation was analysed, and the total number of residues.

Mol	Chain	Analysed	Rotameric	Outliers	Percentiles	
1	1	559/559 (100%)	521 (93%)	38 (7%)	14	41
1	3	559/559 (100%)	524 (94%)	35 (6%)	16	43
1	5	559/559 (100%)	522 (93%)	37 (7%)	15	42
1	A	559/559 (100%)	518 (93%)	41 (7%)	13	39
1	C	559/559 (100%)	515 (92%)	44 (8%)	11	37

*Continued on next page...*

Continued from previous page...

Mol	Chain	Analysed	Rotameric	Outliers	Percentiles	
1	E	559/559 (100%)	522 (93%)	37 (7%)	15	42
1	G	559/559 (100%)	526 (94%)	33 (6%)	18	45
1	I	559/559 (100%)	525 (94%)	34 (6%)	17	44
1	K	559/559 (100%)	526 (94%)	33 (6%)	18	45
1	M	559/559 (100%)	521 (93%)	38 (7%)	14	41
1	O	559/559 (100%)	523 (94%)	36 (6%)	16	43
1	Q	559/559 (100%)	518 (93%)	41 (7%)	13	39
1	S	559/559 (100%)	519 (93%)	40 (7%)	13	39
1	U	559/559 (100%)	520 (93%)	39 (7%)	14	40
1	W	559/559 (100%)	523 (94%)	36 (6%)	16	43
1	Y	559/559 (100%)	527 (94%)	32 (6%)	18	46
2	2	95/95 (100%)	82 (86%)	13 (14%)	3	20
2	4	95/95 (100%)	86 (90%)	9 (10%)	8	32
2	6	95/95 (100%)	84 (88%)	11 (12%)	5	25
2	B	95/95 (100%)	85 (90%)	10 (10%)	6	29
2	D	95/95 (100%)	87 (92%)	8 (8%)	10	35
2	F	95/95 (100%)	85 (90%)	10 (10%)	6	29
2	H	95/95 (100%)	87 (92%)	8 (8%)	10	35
2	J	95/95 (100%)	83 (87%)	12 (13%)	4	22
2	L	95/95 (100%)	87 (92%)	8 (8%)	10	35
2	N	95/95 (100%)	85 (90%)	10 (10%)	6	29
2	P	95/95 (100%)	84 (88%)	11 (12%)	5	25
2	R	95/95 (100%)	82 (86%)	13 (14%)	3	20
2	T	95/95 (100%)	81 (85%)	14 (15%)	3	17
2	V	95/95 (100%)	86 (90%)	9 (10%)	8	32
2	X	95/95 (100%)	84 (88%)	11 (12%)	5	25
2	Z	95/95 (100%)	84 (88%)	11 (12%)	5	25
All	All	10464/10464 (100%)	9702 (93%)	762 (7%)	13	39

All (762) residues with a non-rotameric sidechain are listed below:

Mol	Chain	Res	Type
1	A	24	LYS

Continued on next page...

*Continued from previous page...*

<b>Mol</b>	<b>Chain</b>	<b>Res</b>	<b>Type</b>
1	A	26	HIS
1	A	29	ILE
1	A	60	ASN
1	A	61	VAL
1	A	62	THR
1	A	65	LEU
1	A	74	LEU
1	A	79	SER
1	A	84	ILE
1	A	88	GLU
1	A	91	ASP
1	A	103	ASP
1	A	136	THR
1	A	153	CYS
1	A	158	VAL
1	A	179	MET
1	A	194	LEU
1	A	202	LYS
1	A	212	SER
1	A	218	SER
1	A	223	ASP
1	A	233	VAL
1	A	257	THR
1	A	288	LEU
1	A	339	THR
1	A	378	LEU
1	A	385	LYS
1	A	389	TYR
1	A	409	LEU
1	A	485	ASP
1	A	486	LEU
1	A	491	LEU
1	A	492	LEU
1	A	494	MET
1	A	523	ASP
1	A	524	ARG
1	A	527	TRP
1	A	547	LEU
1	A	584	MET
1	A	615	CYS
2	B	24	TRP
2	B	31	VAL

*Continued on next page...*

*Continued from previous page...*

<b>Mol</b>	<b>Chain</b>	<b>Res</b>	<b>Type</b>
2	B	34	LEU
2	B	42	LEU
2	B	43	GLU
2	B	55	THR
2	B	79	CYS
2	B	92	ILE
2	B	113	THR
2	B	121	GLU
1	C	20	LEU
1	C	25	LEU
1	C	30	GLU
1	C	60	ASN
1	C	68	MET
1	C	70	ASN
1	C	72	TYR
1	C	74	LEU
1	C	82	LEU
1	C	91	ASP
1	C	95	VAL
1	C	97	GLU
1	C	100	MET
1	C	105	SER
1	C	112	ILE
1	C	113	SER
1	C	136	THR
1	C	153	CYS
1	C	158	VAL
1	C	179	MET
1	C	194	LEU
1	C	202	LYS
1	C	212	SER
1	C	218	SER
1	C	223	ASP
1	C	233	VAL
1	C	257	THR
1	C	288	LEU
1	C	339	THR
1	C	344	GLN
1	C	385	LYS
1	C	389	TYR
1	C	409	LEU
1	C	485	ASP

*Continued on next page...*

*Continued from previous page...*

<b>Mol</b>	<b>Chain</b>	<b>Res</b>	<b>Type</b>
1	C	486	LEU
1	C	491	LEU
1	C	492	LEU
1	C	494	MET
1	C	523	ASP
1	C	524	ARG
1	C	529	LEU
1	C	543	MET
1	C	547	LEU
1	C	615	CYS
2	D	31	VAL
2	D	32	THR
2	D	38	HIS
2	D	39	LEU
2	D	55	THR
2	D	113	THR
2	D	121	GLU
2	D	130	ARG
1	E	22	GLU
1	E	28	ASP
1	E	60	ASN
1	E	61	VAL
1	E	65	LEU
1	E	68	MET
1	E	74	LEU
1	E	91	ASP
1	E	92	ILE
1	E	95	VAL
1	E	112	ILE
1	E	113	SER
1	E	136	THR
1	E	153	CYS
1	E	158	VAL
1	E	179	MET
1	E	194	LEU
1	E	202	LYS
1	E	212	SER
1	E	218	SER
1	E	223	ASP
1	E	257	THR
1	E	288	LEU
1	E	339	THR

*Continued on next page...*

*Continued from previous page...*

<b>Mol</b>	<b>Chain</b>	<b>Res</b>	<b>Type</b>
1	E	385	LYS
1	E	389	TYR
1	E	409	LEU
1	E	485	ASP
1	E	486	LEU
1	E	491	LEU
1	E	492	LEU
1	E	494	MET
1	E	522	GLU
1	E	524	ARG
1	E	547	LEU
1	E	584	MET
1	E	615	CYS
2	F	29	CYS
2	F	31	VAL
2	F	37	GLN
2	F	39	LEU
2	F	43	GLU
2	F	55	THR
2	F	79	CYS
2	F	92	ILE
2	F	113	THR
2	F	121	GLU
1	G	25	LEU
1	G	30	GLU
1	G	60	ASN
1	G	61	VAL
1	G	62	THR
1	G	82	LEU
1	G	97	GLU
1	G	107	VAL
1	G	136	THR
1	G	153	CYS
1	G	158	VAL
1	G	179	MET
1	G	194	LEU
1	G	202	LYS
1	G	212	SER
1	G	218	SER
1	G	223	ASP
1	G	257	THR
1	G	288	LEU

*Continued on next page...*

*Continued from previous page...*

<b>Mol</b>	<b>Chain</b>	<b>Res</b>	<b>Type</b>
1	G	339	THR
1	G	378	LEU
1	G	385	LYS
1	G	389	TYR
1	G	409	LEU
1	G	485	ASP
1	G	486	LEU
1	G	491	LEU
1	G	492	LEU
1	G	494	MET
1	G	523	ASP
1	G	543	MET
1	G	547	LEU
1	G	615	CYS
2	H	26	TYR
2	H	31	VAL
2	H	42	LEU
2	H	55	THR
2	H	79	CYS
2	H	92	ILE
2	H	113	THR
2	H	121	GLU
1	I	22	GLU
1	I	61	VAL
1	I	74	LEU
1	I	92	ILE
1	I	101	GLN
1	I	103	ASP
1	I	113	SER
1	I	115	LEU
1	I	136	THR
1	I	153	CYS
1	I	158	VAL
1	I	179	MET
1	I	194	LEU
1	I	202	LYS
1	I	212	SER
1	I	218	SER
1	I	223	ASP
1	I	233	VAL
1	I	257	THR
1	I	288	LEU

*Continued on next page...*

*Continued from previous page...*

<b>Mol</b>	<b>Chain</b>	<b>Res</b>	<b>Type</b>
1	I	339	THR
1	I	345	SER
1	I	378	LEU
1	I	385	LYS
1	I	389	TYR
1	I	409	LEU
1	I	485	ASP
1	I	486	LEU
1	I	491	LEU
1	I	492	LEU
1	I	494	MET
1	I	523	ASP
1	I	547	LEU
1	I	615	CYS
2	J	24	TRP
2	J	26	TYR
2	J	31	VAL
2	J	32	THR
2	J	37	GLN
2	J	40	LEU
2	J	43	GLU
2	J	45	ILE
2	J	55	THR
2	J	92	ILE
2	J	113	THR
2	J	121	GLU
1	K	60	ASN
1	K	61	VAL
1	K	70	ASN
1	K	78	THR
1	K	79	SER
1	K	95	VAL
1	K	97	GLU
1	K	99	SER
1	K	113	SER
1	K	136	THR
1	K	153	CYS
1	K	158	VAL
1	K	179	MET
1	K	194	LEU
1	K	202	LYS
1	K	212	SER

*Continued on next page...*

*Continued from previous page...*

<b>Mol</b>	<b>Chain</b>	<b>Res</b>	<b>Type</b>
1	K	218	SER
1	K	223	ASP
1	K	257	THR
1	K	288	LEU
1	K	339	THR
1	K	385	LYS
1	K	389	TYR
1	K	409	LEU
1	K	483	ARG
1	K	485	ASP
1	K	486	LEU
1	K	491	LEU
1	K	492	LEU
1	K	494	MET
1	K	547	LEU
1	K	584	MET
1	K	615	CYS
2	L	24	TRP
2	L	31	VAL
2	L	42	LEU
2	L	55	THR
2	L	79	CYS
2	L	92	ILE
2	L	113	THR
2	L	121	GLU
1	M	60	ASN
1	M	61	VAL
1	M	62	THR
1	M	65	LEU
1	M	69	LEU
1	M	74	LEU
1	M	77	LYS
1	M	92	ILE
1	M	103	ASP
1	M	136	THR
1	M	153	CYS
1	M	158	VAL
1	M	179	MET
1	M	194	LEU
1	M	202	LYS
1	M	212	SER
1	M	218	SER

*Continued on next page...*

*Continued from previous page...*

<b>Mol</b>	<b>Chain</b>	<b>Res</b>	<b>Type</b>
1	M	223	ASP
1	M	233	VAL
1	M	257	THR
1	M	288	LEU
1	M	339	THR
1	M	378	LEU
1	M	385	LYS
1	M	389	TYR
1	M	409	LEU
1	M	483	ARG
1	M	485	ASP
1	M	486	LEU
1	M	491	LEU
1	M	492	LEU
1	M	494	MET
1	M	529	LEU
1	M	543	MET
1	M	547	LEU
1	M	569	SER
1	M	584	MET
1	M	615	CYS
2	N	24	TRP
2	N	26	TYR
2	N	34	LEU
2	N	38	HIS
2	N	39	LEU
2	N	42	LEU
2	N	55	THR
2	N	92	ILE
2	N	113	THR
2	N	121	GLU
1	O	22	GLU
1	O	23	VAL
1	O	27	LEU
1	O	60	ASN
1	O	65	LEU
1	O	74	LEU
1	O	75	ILE
1	O	77	LYS
1	O	112	ILE
1	O	113	SER
1	O	116	ASN

*Continued on next page...*

*Continued from previous page...*

<b>Mol</b>	<b>Chain</b>	<b>Res</b>	<b>Type</b>
1	O	136	THR
1	O	153	CYS
1	O	158	VAL
1	O	179	MET
1	O	194	LEU
1	O	202	LYS
1	O	212	SER
1	O	218	SER
1	O	223	ASP
1	O	257	THR
1	O	288	LEU
1	O	339	THR
1	O	344	GLN
1	O	385	LYS
1	O	389	TYR
1	O	409	LEU
1	O	485	ASP
1	O	486	LEU
1	O	491	LEU
1	O	492	LEU
1	O	494	MET
1	O	547	LEU
1	O	569	SER
1	O	584	MET
1	O	615	CYS
2	P	24	TRP
2	P	31	VAL
2	P	32	THR
2	P	39	LEU
2	P	40	LEU
2	P	43	GLU
2	P	55	THR
2	P	79	CYS
2	P	113	THR
2	P	121	GLU
2	P	128	LEU
1	Q	27	LEU
1	Q	30	GLU
1	Q	60	ASN
1	Q	61	VAL
1	Q	65	LEU
1	Q	70	ASN

*Continued on next page...*

*Continued from previous page...*

<b>Mol</b>	<b>Chain</b>	<b>Res</b>	<b>Type</b>
1	Q	72	TYR
1	Q	73	LYS
1	Q	74	LEU
1	Q	82	LEU
1	Q	96	SER
1	Q	101	GLN
1	Q	112	ILE
1	Q	113	SER
1	Q	136	THR
1	Q	153	CYS
1	Q	155	LEU
1	Q	158	VAL
1	Q	179	MET
1	Q	194	LEU
1	Q	202	LYS
1	Q	212	SER
1	Q	218	SER
1	Q	223	ASP
1	Q	257	THR
1	Q	288	LEU
1	Q	339	THR
1	Q	378	LEU
1	Q	385	LYS
1	Q	389	TYR
1	Q	409	LEU
1	Q	485	ASP
1	Q	486	LEU
1	Q	491	LEU
1	Q	492	LEU
1	Q	494	MET
1	Q	522	GLU
1	Q	523	ASP
1	Q	547	LEU
1	Q	569	SER
1	Q	615	CYS
2	R	31	VAL
2	R	32	THR
2	R	34	LEU
2	R	38	HIS
2	R	39	LEU
2	R	42	LEU
2	R	55	THR

*Continued on next page...*

*Continued from previous page...*

<b>Mol</b>	<b>Chain</b>	<b>Res</b>	<b>Type</b>
2	R	79	CYS
2	R	92	ILE
2	R	113	THR
2	R	121	GLU
2	R	128	LEU
2	R	129	ASN
1	S	60	ASN
1	S	61	VAL
1	S	64	ASP
1	S	65	LEU
1	S	74	LEU
1	S	79	SER
1	S	82	LEU
1	S	91	ASP
1	S	103	ASP
1	S	107	VAL
1	S	113	SER
1	S	136	THR
1	S	153	CYS
1	S	158	VAL
1	S	179	MET
1	S	194	LEU
1	S	202	LYS
1	S	212	SER
1	S	218	SER
1	S	223	ASP
1	S	233	VAL
1	S	257	THR
1	S	288	LEU
1	S	339	THR
1	S	345	SER
1	S	378	LEU
1	S	385	LYS
1	S	389	TYR
1	S	409	LEU
1	S	485	ASP
1	S	486	LEU
1	S	491	LEU
1	S	492	LEU
1	S	494	MET
1	S	523	ASP
1	S	524	ARG

*Continued on next page...*

*Continued from previous page...*

<b>Mol</b>	<b>Chain</b>	<b>Res</b>	<b>Type</b>
1	S	543	MET
1	S	547	LEU
1	S	584	MET
1	S	615	CYS
2	T	24	TRP
2	T	26	TYR
2	T	31	VAL
2	T	32	THR
2	T	34	LEU
2	T	37	GLN
2	T	39	LEU
2	T	40	LEU
2	T	43	GLU
2	T	55	THR
2	T	92	ILE
2	T	113	THR
2	T	121	GLU
2	T	127	ASN
1	U	20	LEU
1	U	25	LEU
1	U	27	LEU
1	U	60	ASN
1	U	68	MET
1	U	72	TYR
1	U	77	LYS
1	U	96	SER
1	U	100	MET
1	U	101	GLN
1	U	103	ASP
1	U	108	HIS
1	U	112	ILE
1	U	116	ASN
1	U	136	THR
1	U	153	CYS
1	U	155	LEU
1	U	158	VAL
1	U	179	MET
1	U	194	LEU
1	U	202	LYS
1	U	212	SER
1	U	218	SER
1	U	223	ASP

*Continued on next page...*

*Continued from previous page...*

<b>Mol</b>	<b>Chain</b>	<b>Res</b>	<b>Type</b>
1	U	257	THR
1	U	288	LEU
1	U	339	THR
1	U	345	SER
1	U	378	LEU
1	U	385	LYS
1	U	389	TYR
1	U	409	LEU
1	U	485	ASP
1	U	486	LEU
1	U	491	LEU
1	U	492	LEU
1	U	494	MET
1	U	547	LEU
1	U	615	CYS
2	V	32	THR
2	V	34	LEU
2	V	38	HIS
2	V	39	LEU
2	V	55	THR
2	V	79	CYS
2	V	92	ILE
2	V	113	THR
2	V	121	GLU
1	W	25	LEU
1	W	27	LEU
1	W	30	GLU
1	W	60	ASN
1	W	62	THR
1	W	77	LYS
1	W	82	LEU
1	W	92	ILE
1	W	100	MET
1	W	102	VAL
1	W	112	ILE
1	W	136	THR
1	W	153	CYS
1	W	158	VAL
1	W	179	MET
1	W	194	LEU
1	W	202	LYS
1	W	212	SER

*Continued on next page...*

*Continued from previous page...*

<b>Mol</b>	<b>Chain</b>	<b>Res</b>	<b>Type</b>
1	W	218	SER
1	W	223	ASP
1	W	233	VAL
1	W	257	THR
1	W	288	LEU
1	W	339	THR
1	W	378	LEU
1	W	385	LYS
1	W	389	TYR
1	W	409	LEU
1	W	485	ASP
1	W	486	LEU
1	W	491	LEU
1	W	492	LEU
1	W	494	MET
1	W	524	ARG
1	W	547	LEU
1	W	615	CYS
2	X	31	VAL
2	X	32	THR
2	X	39	LEU
2	X	40	LEU
2	X	45	ILE
2	X	46	SER
2	X	55	THR
2	X	79	CYS
2	X	92	ILE
2	X	113	THR
2	X	121	GLU
1	Y	26	HIS
1	Y	60	ASN
1	Y	74	LEU
1	Y	112	ILE
1	Y	136	THR
1	Y	153	CYS
1	Y	158	VAL
1	Y	179	MET
1	Y	194	LEU
1	Y	197	VAL
1	Y	202	LYS
1	Y	212	SER
1	Y	218	SER

*Continued on next page...*

*Continued from previous page...*

<b>Mol</b>	<b>Chain</b>	<b>Res</b>	<b>Type</b>
1	Y	223	ASP
1	Y	233	VAL
1	Y	257	THR
1	Y	288	LEU
1	Y	339	THR
1	Y	344	GLN
1	Y	378	LEU
1	Y	385	LYS
1	Y	389	TYR
1	Y	409	LEU
1	Y	485	ASP
1	Y	486	LEU
1	Y	491	LEU
1	Y	492	LEU
1	Y	494	MET
1	Y	525	ASP
1	Y	547	LEU
1	Y	584	MET
1	Y	615	CYS
2	Z	31	VAL
2	Z	32	THR
2	Z	34	LEU
2	Z	39	LEU
2	Z	55	THR
2	Z	79	CYS
2	Z	92	ILE
2	Z	113	THR
2	Z	121	GLU
2	Z	128	LEU
2	Z	129	ASN
1	1	60	ASN
1	1	61	VAL
1	1	62	THR
1	1	67	SER
1	1	77	LYS
1	1	84	ILE
1	1	95	VAL
1	1	102	VAL
1	1	103	ASP
1	1	106	LYS
1	1	112	ILE
1	1	136	THR

*Continued on next page...*

*Continued from previous page...*

<b>Mol</b>	<b>Chain</b>	<b>Res</b>	<b>Type</b>
1	1	153	CYS
1	1	158	VAL
1	1	179	MET
1	1	194	LEU
1	1	202	LYS
1	1	212	SER
1	1	218	SER
1	1	223	ASP
1	1	233	VAL
1	1	257	THR
1	1	288	LEU
1	1	339	THR
1	1	345	SER
1	1	385	LYS
1	1	389	TYR
1	1	409	LEU
1	1	485	ASP
1	1	486	LEU
1	1	491	LEU
1	1	492	LEU
1	1	494	MET
1	1	523	ASP
1	1	543	MET
1	1	547	LEU
1	1	569	SER
1	1	615	CYS
2	2	24	TRP
2	2	31	VAL
2	2	32	THR
2	2	33	GLN
2	2	34	LEU
2	2	39	LEU
2	2	40	LEU
2	2	42	LEU
2	2	55	THR
2	2	79	CYS
2	2	92	ILE
2	2	113	THR
2	2	121	GLU
1	3	27	LEU
1	3	60	ASN
1	3	61	VAL

*Continued on next page...*

*Continued from previous page...*

<b>Mol</b>	<b>Chain</b>	<b>Res</b>	<b>Type</b>
1	3	68	MET
1	3	70	ASN
1	3	79	SER
1	3	82	LEU
1	3	86	LEU
1	3	106	LYS
1	3	112	ILE
1	3	136	THR
1	3	153	CYS
1	3	158	VAL
1	3	179	MET
1	3	194	LEU
1	3	202	LYS
1	3	212	SER
1	3	218	SER
1	3	223	ASP
1	3	233	VAL
1	3	257	THR
1	3	288	LEU
1	3	339	THR
1	3	385	LYS
1	3	389	TYR
1	3	409	LEU
1	3	485	ASP
1	3	486	LEU
1	3	491	LEU
1	3	492	LEU
1	3	494	MET
1	3	525	ASP
1	3	529	LEU
1	3	547	LEU
1	3	615	CYS
2	4	31	VAL
2	4	32	THR
2	4	39	LEU
2	4	45	ILE
2	4	55	THR
2	4	79	CYS
2	4	92	ILE
2	4	113	THR
2	4	121	GLU
1	5	27	LEU

*Continued on next page...*

*Continued from previous page...*

<b>Mol</b>	<b>Chain</b>	<b>Res</b>	<b>Type</b>
1	5	60	ASN
1	5	61	VAL
1	5	62	THR
1	5	74	LEU
1	5	82	LEU
1	5	102	VAL
1	5	107	VAL
1	5	112	ILE
1	5	136	THR
1	5	153	CYS
1	5	155	LEU
1	5	158	VAL
1	5	179	MET
1	5	194	LEU
1	5	197	VAL
1	5	202	LYS
1	5	212	SER
1	5	218	SER
1	5	223	ASP
1	5	233	VAL
1	5	257	THR
1	5	288	LEU
1	5	339	THR
1	5	343	MET
1	5	344	GLN
1	5	378	LEU
1	5	385	LYS
1	5	389	TYR
1	5	409	LEU
1	5	485	ASP
1	5	486	LEU
1	5	491	LEU
1	5	492	LEU
1	5	494	MET
1	5	547	LEU
1	5	615	CYS
2	6	24	TRP
2	6	31	VAL
2	6	32	THR
2	6	34	LEU
2	6	39	LEU
2	6	55	THR

*Continued on next page...*

*Continued from previous page...*

Mol	Chain	Res	Type
2	6	79	CYS
2	6	92	ILE
2	6	113	THR
2	6	121	GLU
2	6	130	ARG

Sometimes sidechains can be flipped to improve hydrogen bonding and reduce clashes. All (296) such sidechains are listed below:

Mol	Chain	Res	Type
1	A	310	ASN
1	A	344	GLN
1	A	366	HIS
1	A	405	ASN
1	A	411	GLN
1	A	439	GLN
1	A	442	ASN
1	A	585	ASN
1	A	640	GLN
1	A	641	ASN
1	A	655	HIS
2	B	69	ASN
2	B	72	ASN
2	B	73	GLN
1	C	60	ASN
1	C	101	GLN
1	C	116	ASN
1	C	237	ASN
1	C	310	ASN
1	C	366	HIS
1	C	405	ASN
1	C	411	GLN
1	C	439	GLN
1	C	442	ASN
1	C	585	ASN
1	C	640	GLN
1	C	641	ASN
1	C	655	HIS
2	D	37	GLN
2	D	69	ASN
2	D	72	ASN
2	D	73	GLN
2	D	81	ASN

*Continued on next page...*

*Continued from previous page...*

<b>Mol</b>	<b>Chain</b>	<b>Res</b>	<b>Type</b>
2	D	129	ASN
1	E	60	ASN
1	E	237	ASN
1	E	267	GLN
1	E	310	ASN
1	E	344	GLN
1	E	366	HIS
1	E	405	ASN
1	E	411	GLN
1	E	439	GLN
1	E	442	ASN
1	E	447	GLN
1	E	585	ASN
1	E	640	GLN
1	E	641	ASN
1	E	655	HIS
2	F	30	HIS
2	F	33	GLN
2	F	37	GLN
2	F	69	ASN
2	F	72	ASN
2	F	73	GLN
1	G	237	ASN
1	G	310	ASN
1	G	366	HIS
1	G	405	ASN
1	G	411	GLN
1	G	439	GLN
1	G	442	ASN
1	G	585	ASN
1	G	640	GLN
1	G	641	ASN
1	G	655	HIS
2	H	69	ASN
2	H	72	ASN
2	H	73	GLN
1	I	60	ASN
1	I	237	ASN
1	I	310	ASN
1	I	366	HIS
1	I	405	ASN
1	I	411	GLN

*Continued on next page...*

*Continued from previous page...*

<b>Mol</b>	<b>Chain</b>	<b>Res</b>	<b>Type</b>
1	I	439	GLN
1	I	442	ASN
1	I	585	ASN
1	I	640	GLN
1	I	641	ASN
1	I	655	HIS
2	J	69	ASN
2	J	72	ASN
2	J	73	GLN
2	J	127	ASN
1	K	26	HIS
1	K	60	ASN
1	K	70	ASN
1	K	237	ASN
1	K	310	ASN
1	K	344	GLN
1	K	366	HIS
1	K	405	ASN
1	K	411	GLN
1	K	439	GLN
1	K	442	ASN
1	K	447	GLN
1	K	585	ASN
1	K	598	GLN
1	K	640	GLN
1	K	641	ASN
1	K	655	HIS
2	L	30	HIS
2	L	44	ASN
2	L	69	ASN
2	L	72	ASN
2	L	73	GLN
2	L	127	ASN
1	M	237	ASN
1	M	310	ASN
1	M	344	GLN
1	M	366	HIS
1	M	405	ASN
1	M	411	GLN
1	M	439	GLN
1	M	442	ASN
1	M	585	ASN

*Continued on next page...*

*Continued from previous page...*

<b>Mol</b>	<b>Chain</b>	<b>Res</b>	<b>Type</b>
1	M	640	GLN
1	M	641	ASN
1	M	655	HIS
2	N	33	GLN
2	N	37	GLN
2	N	69	ASN
2	N	72	ASN
2	N	73	GLN
2	N	84	ASN
1	O	26	HIS
1	O	60	ASN
1	O	116	ASN
1	O	237	ASN
1	O	310	ASN
1	O	366	HIS
1	O	405	ASN
1	O	411	GLN
1	O	439	GLN
1	O	442	ASN
1	O	585	ASN
1	O	640	GLN
1	O	641	ASN
1	O	655	HIS
2	P	37	GLN
2	P	69	ASN
2	P	72	ASN
2	P	73	GLN
2	P	84	ASN
1	Q	116	ASN
1	Q	237	ASN
1	Q	267	GLN
1	Q	310	ASN
1	Q	344	GLN
1	Q	366	HIS
1	Q	405	ASN
1	Q	411	GLN
1	Q	439	GLN
1	Q	442	ASN
1	Q	585	ASN
1	Q	640	GLN
1	Q	641	ASN
1	Q	655	HIS

*Continued on next page...*

*Continued from previous page...*

<b>Mol</b>	<b>Chain</b>	<b>Res</b>	<b>Type</b>
2	R	69	ASN
2	R	72	ASN
2	R	73	GLN
1	S	237	ASN
1	S	310	ASN
1	S	344	GLN
1	S	366	HIS
1	S	405	ASN
1	S	411	GLN
1	S	439	GLN
1	S	442	ASN
1	S	585	ASN
1	S	640	GLN
1	S	641	ASN
1	S	655	HIS
2	T	37	GLN
2	T	38	HIS
2	T	69	ASN
2	T	72	ASN
2	T	73	GLN
2	T	129	ASN
1	U	116	ASN
1	U	237	ASN
1	U	310	ASN
1	U	344	GLN
1	U	366	HIS
1	U	405	ASN
1	U	411	GLN
1	U	439	GLN
1	U	442	ASN
1	U	585	ASN
1	U	640	GLN
1	U	641	ASN
1	U	655	HIS
2	V	30	HIS
2	V	69	ASN
2	V	72	ASN
2	V	73	GLN
2	V	84	ASN
2	V	129	ASN
1	W	26	HIS
1	W	60	ASN

*Continued on next page...*

*Continued from previous page...*

<b>Mol</b>	<b>Chain</b>	<b>Res</b>	<b>Type</b>
1	W	70	ASN
1	W	237	ASN
1	W	366	HIS
1	W	405	ASN
1	W	411	GLN
1	W	439	GLN
1	W	442	ASN
1	W	447	GLN
1	W	585	ASN
1	W	640	GLN
1	W	641	ASN
1	W	655	HIS
2	X	30	HIS
2	X	33	GLN
2	X	38	HIS
2	X	44	ASN
2	X	69	ASN
2	X	72	ASN
2	X	73	GLN
2	X	81	ASN
2	X	127	ASN
1	Y	237	ASN
1	Y	310	ASN
1	Y	366	HIS
1	Y	405	ASN
1	Y	411	GLN
1	Y	439	GLN
1	Y	442	ASN
1	Y	585	ASN
1	Y	640	GLN
1	Y	641	ASN
1	Y	655	HIS
2	Z	33	GLN
2	Z	69	ASN
2	Z	72	ASN
2	Z	73	GLN
1	1	60	ASN
1	1	237	ASN
1	1	310	ASN
1	1	366	HIS
1	1	405	ASN
1	1	411	GLN

*Continued on next page...*

*Continued from previous page...*

<b>Mol</b>	<b>Chain</b>	<b>Res</b>	<b>Type</b>
1	1	439	GLN
1	1	442	ASN
1	1	447	GLN
1	1	585	ASN
1	1	598	GLN
1	1	640	GLN
1	1	641	ASN
1	1	655	HIS
2	2	33	GLN
2	2	37	GLN
2	2	69	ASN
2	2	72	ASN
2	2	73	GLN
2	2	84	ASN
2	2	129	ASN
1	3	70	ASN
1	3	163	ASN
1	3	310	ASN
1	3	366	HIS
1	3	405	ASN
1	3	411	GLN
1	3	439	GLN
1	3	442	ASN
1	3	585	ASN
1	3	640	GLN
1	3	641	ASN
1	3	655	HIS
2	4	30	HIS
2	4	33	GLN
2	4	69	ASN
2	4	72	ASN
2	4	73	GLN
2	4	127	ASN
1	5	108	HIS
1	5	237	ASN
1	5	310	ASN
1	5	344	GLN
1	5	366	HIS
1	5	405	ASN
1	5	411	GLN
1	5	439	GLN
1	5	442	ASN

*Continued on next page...*

*Continued from previous page...*

Mol	Chain	Res	Type
1	5	585	ASN
1	5	640	GLN
1	5	641	ASN
1	5	655	HIS
2	6	33	GLN
2	6	44	ASN
2	6	54	GLN
2	6	69	ASN
2	6	72	ASN
2	6	73	GLN
2	6	129	ASN

### 5.3.3 RNA [i](#)

There are no RNA molecules in this entry.

### 5.4 Non-standard residues in protein, DNA, RNA chains [i](#)

There are no non-standard protein/DNA/RNA residues in this entry.

### 5.5 Carbohydrates [i](#)

There are no oligosaccharides in this entry.

### 5.6 Ligand geometry [i](#)

There are no ligands in this entry.

### 5.7 Other polymers [i](#)

There are no such residues in this entry.

### 5.8 Polymer linkage issues [i](#)

There are no chain breaks in this entry.

## 6 Fit of model and data

### 6.1 Protein, DNA and RNA chains

In the following table, the column labelled ‘#RSRZ> 2’ contains the number (and percentage) of RSRZ outliers, followed by percent RSRZ outliers for the chain as percentile scores relative to all X-ray entries and entries of similar resolution. The OWAB column contains the minimum, median, 95<sup>th</sup> percentile and maximum values of the occupancy-weighted average B-factor per residue. The column labelled ‘Q< 0.9’ lists the number of (and percentage) of residues with an average occupancy less than 0.9.

Mol	Chain	Analysed	<RSRZ>	#RSRZ>2	OWAB(Å <sup>2</sup> )	Q<0.9
1	1	653/653 (100%)	0.09	4 (0%) 85 63	68, 113, 161, 218	0
1	3	653/653 (100%)	0.30	4 (0%) 85 63	76, 118, 187, 244	0
1	5	653/653 (100%)	0.37	8 (1%) 76 49	74, 118, 182, 243	0
1	A	653/653 (100%)	0.07	6 (0%) 81 55	70, 115, 162, 220	0
1	C	653/653 (100%)	0.45	18 (2%) 55 30	53, 108, 157, 205	0
1	E	653/653 (100%)	0.14	9 (1%) 73 45	68, 111, 161, 206	0
1	G	653/653 (100%)	-0.01	3 (0%) 87 66	68, 113, 162, 214	0
1	I	653/653 (100%)	0.05	4 (0%) 85 63	66, 112, 161, 220	0
1	K	653/653 (100%)	0.21	8 (1%) 76 49	63, 109, 161, 225	0
1	M	653/653 (100%)	0.22	7 (1%) 78 51	56, 110, 158, 209	0
1	O	653/653 (100%)	0.29	14 (2%) 63 36	59, 109, 159, 224	0
1	Q	653/653 (100%)	-0.02	2 (0%) 90 74	69, 114, 162, 211	0
1	S	653/653 (100%)	0.31	12 (1%) 67 40	63, 109, 157, 217	0
1	U	653/653 (100%)	-0.02	6 (0%) 81 55	70, 114, 161, 224	0
1	W	653/653 (100%)	0.07	7 (1%) 78 51	69, 114, 161, 206	0
1	Y	653/653 (100%)	0.10	4 (0%) 85 63	71, 116, 165, 235	0
2	2	108/108 (100%)	0.37	6 (5%) 30 17	83, 127, 206, 241	0
2	4	108/108 (100%)	0.48	6 (5%) 30 17	94, 152, 229, 249	0
2	6	108/108 (100%)	0.41	4 (3%) 45 25	91, 151, 229, 279	0
2	B	108/108 (100%)	0.17	3 (2%) 55 30	89, 137, 214, 260	0
2	D	108/108 (100%)	0.66	8 (7%) 20 13	78, 119, 204, 240	0
2	F	108/108 (100%)	0.19	4 (3%) 45 25	89, 138, 216, 289	0
2	H	108/108 (100%)	0.22	3 (2%) 55 30	92, 135, 214, 242	0
2	J	108/108 (100%)	0.22	3 (2%) 55 30	81, 130, 214, 262	0

*Continued on next page...*

Continued from previous page...

Mol	Chain	Analysed	<RSRZ>	#RSRZ>2	OWAB(Å <sup>2</sup> )	Q<0.9
2	L	108/108 (100%)	0.14	3 (2%) 55 30	88, 132, 208, 248	0
2	N	108/108 (100%)	0.60	7 (6%) 25 15	78, 120, 196, 240	0
2	P	108/108 (100%)	0.70	9 (8%) 17 11	83, 123, 214, 246	0
2	R	108/108 (100%)	0.08	1 (0%) 81 55	86, 138, 211, 253	0
2	T	108/108 (100%)	0.60	7 (6%) 25 15	79, 123, 204, 240	0
2	V	108/108 (100%)	0.04	2 (1%) 66 38	90, 139, 220, 250	0
2	X	108/108 (100%)	0.17	2 (1%) 66 38	90, 133, 208, 250	0
2	Z	108/108 (100%)	0.01	0 100 100	91, 142, 230, 251	0
All	All	12176/12176 (100%)	0.19	184 (1%) 72 44	53, 115, 174, 289	0

All (184) RSRZ outliers are listed below:

Mol	Chain	Res	Type	RSRZ
2	F	25	ALA	6.6
1	G	665	GLY	5.3
1	U	175	SER	5.3
2	N	74	LEU	5.0
2	P	70	GLY	4.8
2	P	25	ALA	4.7
2	P	72	ASN	4.7
2	D	74	LEU	4.6
1	E	665	GLY	4.6
2	F	26	TYR	4.5
1	I	665	GLY	4.3
2	T	76	ILE	4.2
2	H	73	GLN	4.1
2	R	25	ALA	4.0
1	O	665	GLY	3.9
1	W	614	PHE	3.9
2	N	76	ILE	3.8
1	S	665	GLY	3.8
1	O	50	LEU	3.8
1	C	388	VAL	3.7
2	N	67	PRO	3.7
1	S	409	LEU	3.5
1	C	57	ARG	3.5
1	O	40	TRP	3.5
1	S	385	LYS	3.4
2	J	25	ALA	3.4

Continued on next page...

*Continued from previous page...*

<b>Mol</b>	<b>Chain</b>	<b>Res</b>	<b>Type</b>	<b>RSRZ</b>
1	E	65	LEU	3.4
1	U	513	PHE	3.4
1	W	665	GLY	3.3
2	2	72	ASN	3.2
1	W	40	TRP	3.2
1	S	406	ARG	3.1
1	E	409	LEU	3.1
2	T	74	LEU	3.1
1	M	111	VAL	3.1
2	N	72	ASN	3.0
1	A	80	GLY	3.0
2	J	26	TYR	3.0
2	L	26	TYR	3.0
2	T	72	ASN	2.9
2	4	80	ALA	2.9
1	C	139	PRO	2.9
2	2	76	ILE	2.9
1	C	389	TYR	2.9
1	K	409	LEU	2.8
2	B	25	ALA	2.8
2	D	67	PRO	2.8
2	6	115	TYR	2.8
1	1	531	ALA	2.8
1	Q	40	TRP	2.7
2	6	25	ALA	2.7
2	D	79	CYS	2.7
1	W	127	GLU	2.7
1	A	665	GLY	2.7
1	I	437	THR	2.7
2	T	59	PHE	2.7
1	A	27	LEU	2.7
2	4	40	LEU	2.7
2	F	24	TRP	2.7
2	P	26	TYR	2.7
1	K	437	THR	2.7
2	D	72	ASN	2.7
2	P	119	SER	2.7
1	C	437	THR	2.6
1	O	396	ALA	2.6
1	5	376	LEU	2.6
1	Y	38	ILE	2.6
2	T	78	ARG	2.6

*Continued on next page...*

*Continued from previous page...*

<b>Mol</b>	<b>Chain</b>	<b>Res</b>	<b>Type</b>	<b>RSRZ</b>
2	F	27	PRO	2.6
1	O	49	GLY	2.6
1	A	356	MET	2.5
1	C	614	PHE	2.5
1	A	376	LEU	2.5
2	D	54	GLN	2.5
1	5	345	SER	2.5
1	O	52	PRO	2.5
1	S	644	LEU	2.5
1	1	65	LEU	2.5
1	M	127	GLU	2.5
1	C	43	LEU	2.5
1	I	57	ARG	2.5
1	K	38	ILE	2.4
1	K	124	ALA	2.4
1	M	210	PRO	2.4
1	S	408	PRO	2.4
1	Y	614	PHE	2.4
1	C	40	TRP	2.4
2	2	70	GLY	2.4
1	E	111	VAL	2.4
1	U	363	GLU	2.4
1	E	412	PRO	2.4
1	W	396	ALA	2.4
2	4	62	ALA	2.4
1	Y	634	ILE	2.4
1	O	109	PRO	2.4
1	G	409	LEU	2.4
1	K	57	ARG	2.4
1	S	407	HIS	2.3
1	C	408	PRO	2.3
1	5	630	THR	2.3
1	M	57	ARG	2.3
1	S	152	ARG	2.3
2	B	80	ALA	2.3
1	Q	38	ILE	2.3
1	1	408	PRO	2.3
2	D	104	LEU	2.3
1	Y	648	TYR	2.3
2	6	27	PRO	2.3
1	5	199	GLY	2.3
1	M	32	HIS	2.3

*Continued on next page...*

*Continued from previous page...*

<b>Mol</b>	<b>Chain</b>	<b>Res</b>	<b>Type</b>	<b>RSRZ</b>
2	V	26	TYR	2.3
2	P	82	GLY	2.3
2	P	69	ASN	2.3
2	P	121	GLU	2.3
1	O	210	PRO	2.3
2	P	67	PRO	2.3
1	5	408	PRO	2.2
1	I	40	TRP	2.2
2	4	99	ALA	2.2
2	X	67	PRO	2.2
2	D	84	ASN	2.2
1	C	407	HIS	2.2
1	C	109	PRO	2.2
1	K	408	PRO	2.2
1	1	80	GLY	2.2
1	O	38	ILE	2.2
1	S	66	ALA	2.2
1	3	259	ALA	2.2
1	M	243	VAL	2.2
1	C	210	PRO	2.2
2	B	27	PRO	2.2
1	W	513	PHE	2.2
1	C	33	ALA	2.2
1	O	91	ASP	2.2
1	S	65	LEU	2.2
1	3	665	GLY	2.2
1	E	437	THR	2.2
1	5	259	ALA	2.1
2	X	66	SER	2.1
1	5	40	TRP	2.1
1	E	360	LYS	2.1
2	2	67	PRO	2.1
1	S	437	THR	2.1
2	N	39	LEU	2.1
2	4	27	PRO	2.1
1	C	361	MET	2.1
1	5	233	VAL	2.1
1	C	39	PRO	2.1
1	C	412	PRO	2.1
1	O	362	GLU	2.1
2	D	121	GLU	2.1
2	4	124	PHE	2.1

*Continued on next page...*

*Continued from previous page...*

Mol	Chain	Res	Type	RSRZ
1	E	56	TRP	2.1
1	K	122	LEU	2.1
1	O	594	GLY	2.1
1	3	50	LEU	2.1
2	H	58	GLY	2.1
2	N	55	THR	2.1
2	T	79	CYS	2.1
1	W	131	PHE	2.1
2	2	84	ASN	2.1
1	K	407	HIS	2.1
2	T	67	PRO	2.1
2	L	104	LEU	2.1
2	6	104	LEU	2.1
1	O	239	HIS	2.0
1	G	40	TRP	2.0
1	U	38	ILE	2.0
1	A	175	SER	2.0
2	J	66	SER	2.0
2	2	74	LEU	2.0
1	O	58	GLU	2.0
1	3	56	TRP	2.0
1	C	392	LEU	2.0
1	S	33	ALA	2.0
1	U	65	LEU	2.0
1	U	409	LEU	2.0
2	V	25	ALA	2.0
1	C	362	GLU	2.0
1	E	614	PHE	2.0
1	M	605	PHE	2.0
2	N	104	LEU	2.0
2	L	25	ALA	2.0
2	H	120	VAL	2.0

## 6.2 Non-standard residues in protein, DNA, RNA chains [i](#)

There are no non-standard protein/DNA/RNA residues in this entry.

## 6.3 Carbohydrates [i](#)

There are no oligosaccharides in this entry.

## 6.4 Ligands

There are no ligands in this entry.

## 6.5 Other polymers

There are no such residues in this entry.