



## Full wwPDB EM Validation Report ⓘ

Mar 5, 2026 – 12:16 AM UTC

PDB ID : 7TKR / pdb\_00007tkr  
EMDB ID : EMD-25979  
Title : Yeast ATP synthase State 3catalytic(d) with 10 mM ATP backbone model  
Authors : Guo, H.; Rubinstein, J.L.  
Deposited on : 2022-01-17  
Resolution : 6.50 Å (reported)  
Based on initial model : 2HLD

This is a Full wwPDB EM Validation Report for a publicly released PDB entry.

We welcome your comments at [validation@mail.wwpdb.org](mailto:validation@mail.wwpdb.org)

A user guide is available at

<https://www.wwpdb.org/validation/2017/EMValidationReportHelp>

with specific help available everywhere you see the ⓘ symbol.

The types of validation reports are described at

<http://www.wwpdb.org/validation/2017/FAQs#types>.

---

The following versions of software and data (see [references ⓘ](#)) were used in the production of this report:

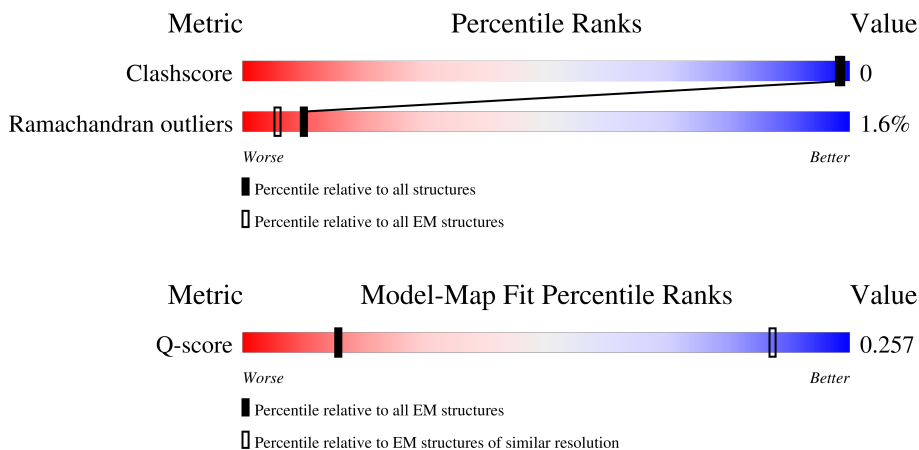
EMDB validation analysis : 0.0.1.dev132  
MolProbity : 4-5-2 with Phenix2.0  
Percentile statistics : 20250101.v01 (using entries in the PDB archive January 1st 2025)  
EM percentile statistics : 202505.v01 (Using data in the EMDB archive up until May 2025)  
MapQ : 1.9.13  
Ideal geometry (proteins) : Engh & Huber (2001)  
Ideal geometry (DNA, RNA) : Parkinson et al. (1996)  
Validation Pipeline (wwPDB-VP) : 2.49

# 1 Overall quality at a glance i

The following experimental techniques were used to determine the structure:  
*ELECTRON MICROSCOPY*

The reported resolution of this entry is 6.50 Å.

Percentile scores (ranging between 0-100) for global validation metrics of the entry are shown in the following graphic. The table shows the number of entries on which the scores are based.





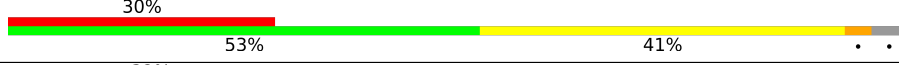
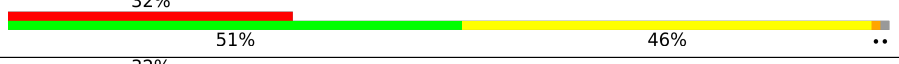
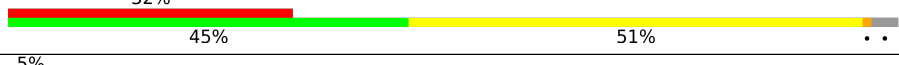
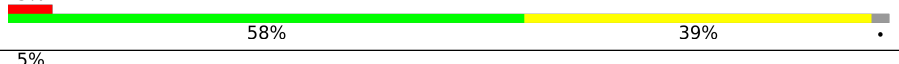
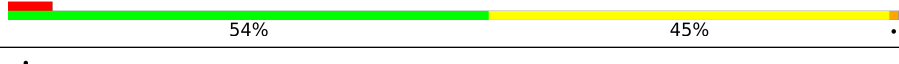

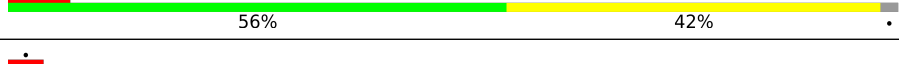


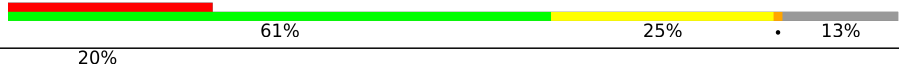




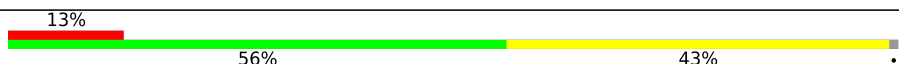
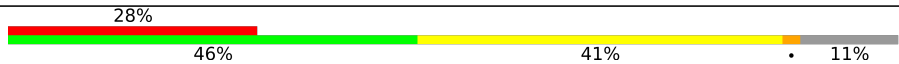
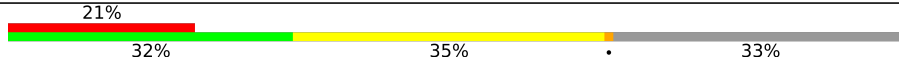
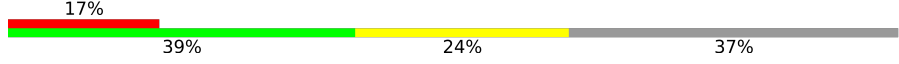


Metric	Whole archive (#Entries)	EM structures (#Entries)	Similar EM resolution (#Entries, resolution range(Å))
Clashscore	229148	23984	-
Ramachandran outliers	224038	23583	-
Q-score	-	25397	556 ( 6.00 - 7.00 )

The table below summarises the geometric issues observed across the polymeric chains and their fit to the map. The red, orange, yellow and green segments of the bar indicate the fraction of residues that contain outliers for  $\geq 3$ , 2, 1 and 0 types of geometric quality criteria respectively. A grey segment represents the fraction of residues that are not modelled. The numeric value for each fraction is indicated below the corresponding segment, with a dot representing fractions  $\leq 5\%$ . The upper red bar (where present) indicates the fraction of residues that have poor fit to the EM map (all-atom inclusion  $< 40\%$ ). The numeric value is given above the bar.

Mol	Chain	Length	Quality of chain
1	0	76	
1	1	76	
1	2	76	
1	3	76	
1	4	76	

*Continued on next page...*

Continued from previous page...

Mol	Chain	Length	Quality of chain
1	5	76	
1	6	76	
1	7	76	
1	8	76	
1	9	76	
2	A	510	
2	B	510	
2	C	510	
3	D	478	
3	E	478	
3	F	478	
4	G	278	
5	H	138	
6	I	61	
7	O	195	
8	T	249	
9	U	209	
10	V	173	
11	W	95	
12	X	92	
13	Y	59	
14	Z	48	

## 2 Entry composition [i](#)

There are 14 unique types of molecules in this entry. The entry contains 20226 atoms, of which 0 are hydrogens and 0 are deuteriums.

In the tables below, the AltConf column contains the number of residues with at least one atom in alternate conformation and the Trace column contains the number of residues modelled with at most 2 atoms.

- Molecule 1 is a protein called ATP synthase subunit 9.

Mol	Chain	Residues	Atoms				AltConf	Trace
			Total	C	N	O		
1	0	75	300	150	75	75	0	0
1	1	75	300	150	75	75	0	0
1	2	75	300	150	75	75	0	0
1	3	74	296	148	74	74	0	0
1	4	75	300	150	75	75	0	0
1	5	75	300	150	75	75	0	0
1	6	74	296	148	74	74	0	0
1	7	73	292	146	73	73	0	0
1	8	75	300	150	75	75	0	0
1	9	74	296	148	74	74	0	0

- Molecule 2 is a protein called ATP synthase subunit alpha.

Mol	Chain	Residues	Atoms				AltConf	Trace
			Total	C	N	O		
2	A	499	1996	998	499	499	0	0
2	B	507	2028	1014	507	507	0	0
2	C	496	1984	992	496	496	0	0

- Molecule 3 is a protein called ATP synthase subunit beta.

Mol	Chain	Residues	Atoms				AltConf	Trace
3	D	468	Total	C	N	O	0	0
			1872	936	468	468		
3	E	469	Total	C	N	O	0	0
			1876	938	469	469		
3	F	470	Total	C	N	O	0	0
			1880	940	470	470		

- Molecule 4 is a protein called ATP synthase subunit gamma.

Mol	Chain	Residues	Atoms				AltConf	Trace
4	G	265	Total	C	N	O	0	0
			1060	530	265	265		

- Molecule 5 is a protein called ATP synthase subunit delta.

Mol	Chain	Residues	Atoms				AltConf	Trace
5	H	120	Total	C	N	O	0	0
			478	240	120	118		

- Molecule 6 is a protein called ATP synthase subunit epsilon.

Mol	Chain	Residues	Atoms				AltConf	Trace
6	I	48	Total	C	N	O	0	0
			193	96	48	49		

- Molecule 7 is a protein called ATP synthase subunit 5.

Mol	Chain	Residues	Atoms				AltConf	Trace
7	O	187	Total	C	N	O	0	0
			748	374	187	187		

- Molecule 8 is a protein called ATP synthase subunit a.

Mol	Chain	Residues	Atoms				AltConf	Trace
8	T	224	Total	C	N	O	0	0
			897	448	224	225		

- Molecule 9 is a protein called ATP synthase subunit 4.

Mol	Chain	Residues	Atoms				AltConf	Trace
9	U	155	Total	C	N	O	0	0
			620	310	155	155		

- Molecule 10 is a protein called ATP synthase subunit d.

Mol	Chain	Residues	Atoms				AltConf	Trace
			Total	C	N	O		
10	V	171	685	342	171	172	0	0

- Molecule 11 is a protein called ATP synthase subunit f.

Mol	Chain	Residues	Atoms				AltConf	Trace
			Total	C	N	O		
11	W	85	340	170	85	85	0	0

- Molecule 12 is a protein called ATP synthase subunit H.

Mol	Chain	Residues	Atoms				AltConf	Trace
			Total	C	N	O		
12	X	62	248	124	62	62	0	0

- Molecule 13 is a protein called ATP synthase subunit J.

Mol	Chain	Residues	Atoms				AltConf	Trace
			Total	C	N	O		
13	Y	37	148	74	37	37	0	0

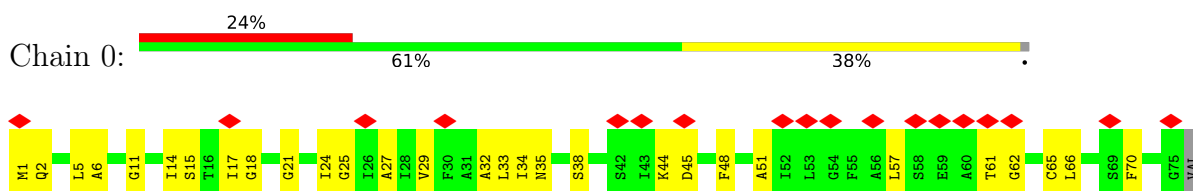
- Molecule 14 is a protein called ATP synthase protein 8.

Mol	Chain	Residues	Atoms				AltConf	Trace
			Total	C	N	O		
14	Z	48	193	96	48	49	0	0

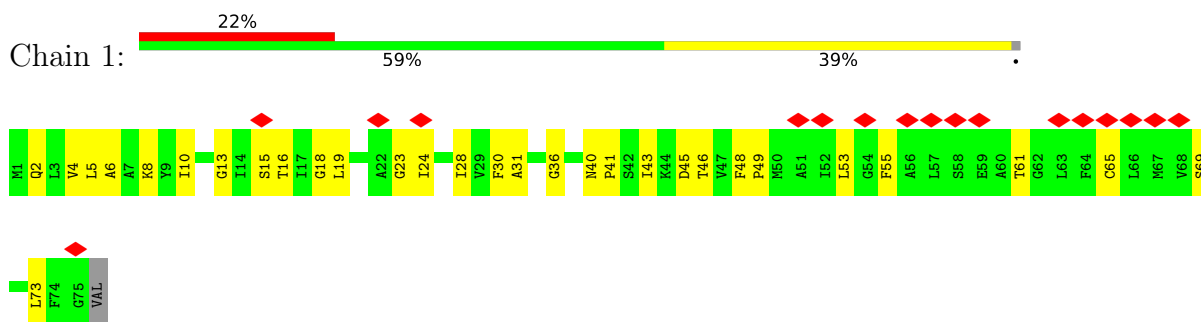
### 3 Residue-property plots [i](#)

These plots are drawn for all protein, RNA, DNA and oligosaccharide chains in the entry. The first graphic for a chain summarises the proportions of the various outlier classes displayed in the second graphic. The second graphic shows the sequence view annotated by issues in geometry and atom inclusion in map density. Residues are color-coded according to the number of geometric quality criteria for which they contain at least one outlier: green = 0, yellow = 1, orange = 2 and red = 3 or more. A red diamond above a residue indicates a poor fit to the EM map for this residue (all-atom inclusion < 40%). Stretches of 2 or more consecutive residues without any outlier are shown as a green connector. Residues present in the sample, but not in the model, are shown in grey.

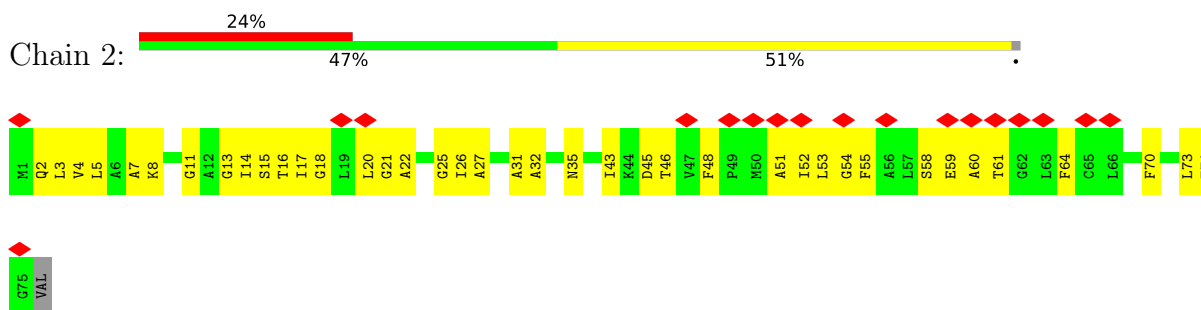
- Molecule 1: ATP synthase subunit 9



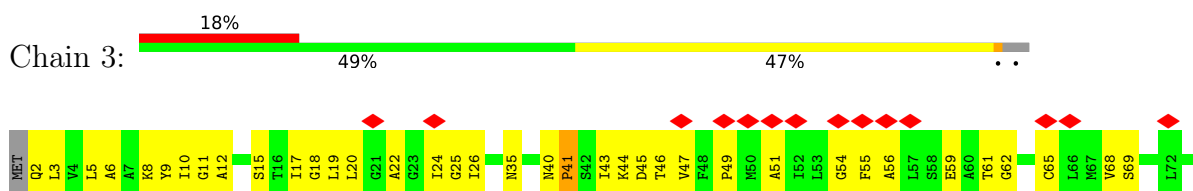
- Molecule 1: ATP synthase subunit 9



- Molecule 1: ATP synthase subunit 9

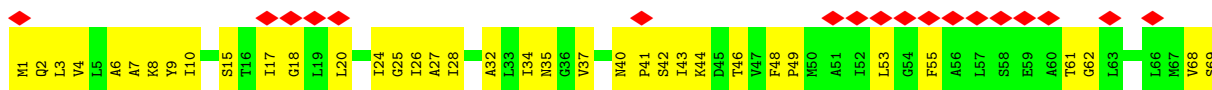


- Molecule 1: ATP synthase subunit 9



G75  
VAL

• Molecule 1: ATP synthase subunit 9



L73  
F74  
G75  
VAL

• Molecule 1: ATP synthase subunit 9




S69  
F70  
L73  
F74  
G75  
VAL

• Molecule 1: ATP synthase subunit 9



C65  
L66  
M67  
V68  
S69  
F70  
L71  
L72  
L73  
F74  
G75  
VAL

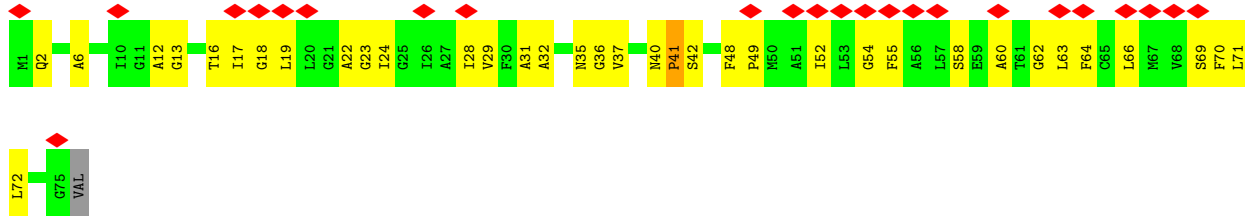
• Molecule 1: ATP synthase subunit 9



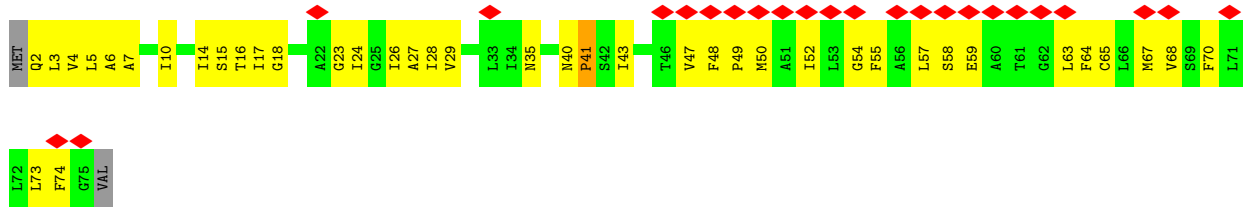
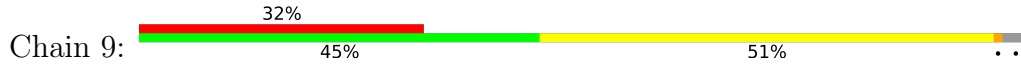
L73  
PHE  
GLY  
VAL

• Molecule 1: ATP synthase subunit 9

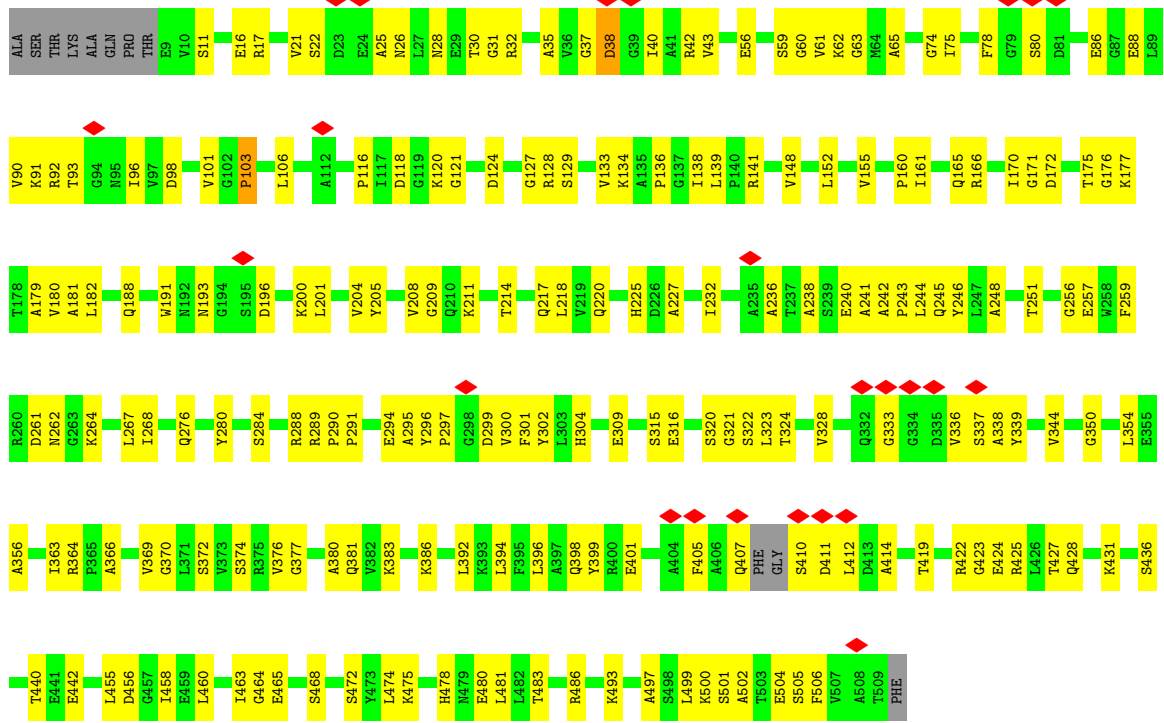




• Molecule 1: ATP synthase subunit 9



• Molecule 2: ATP synthase subunit alpha

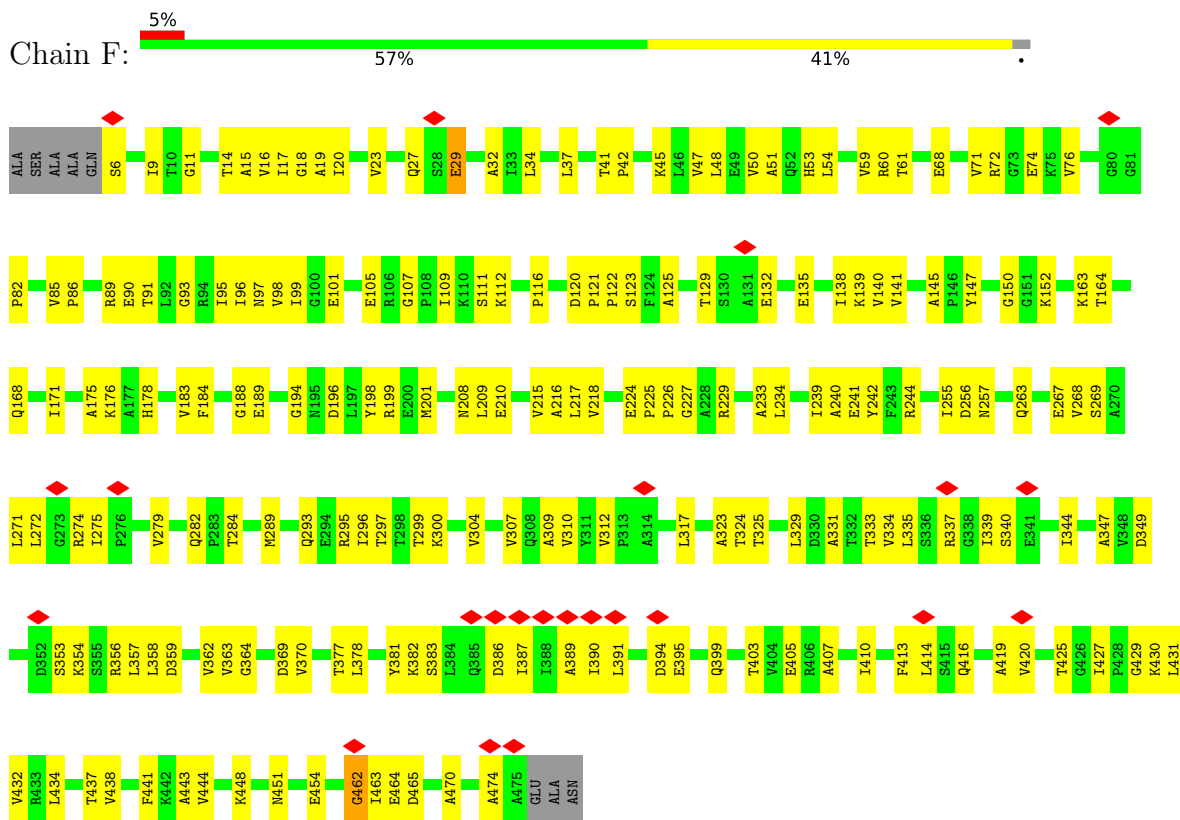


• Molecule 2: ATP synthase subunit alpha

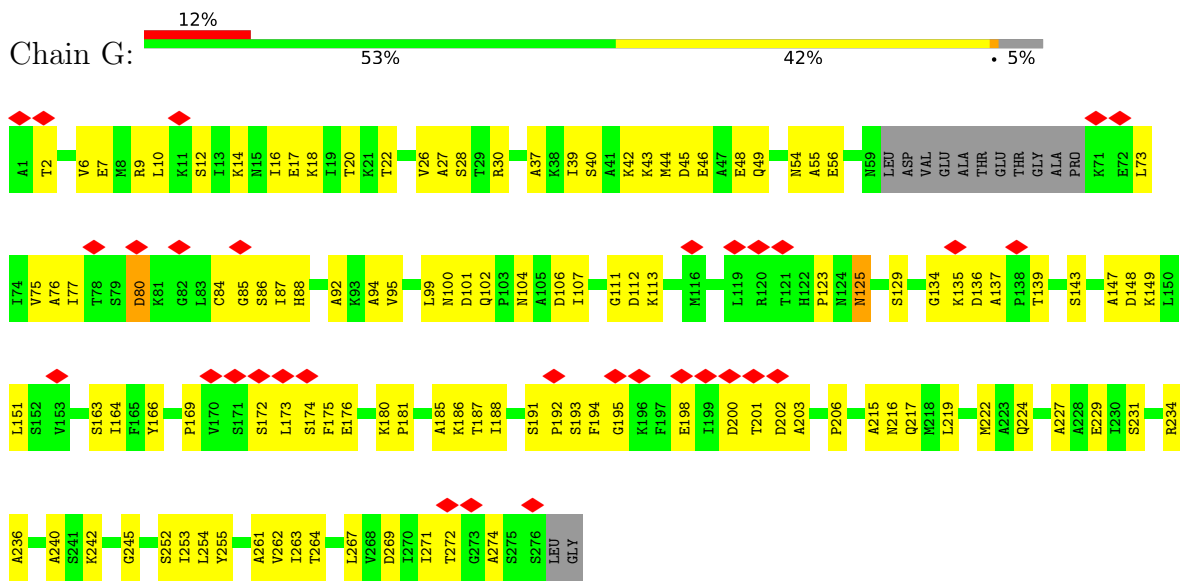




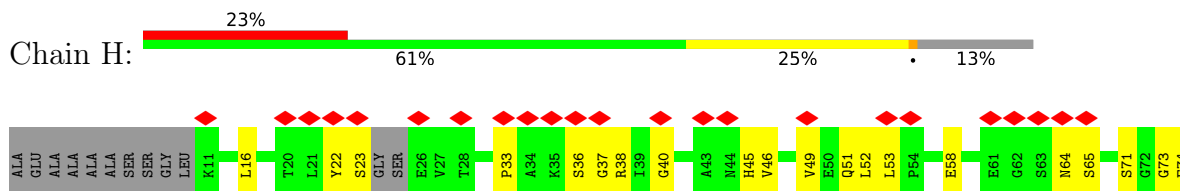




• Molecule 4: ATP synthase subunit gamma

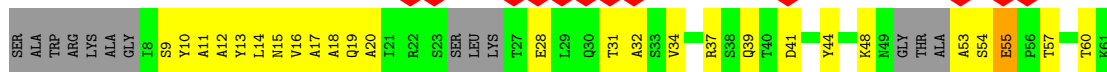



• Molecule 5: ATP synthase subunit delta






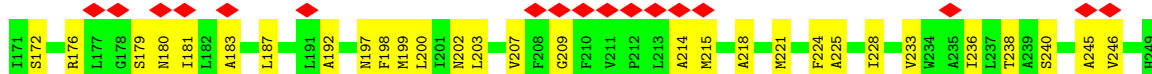
• Molecule 6: ATP synthase subunit epsilon



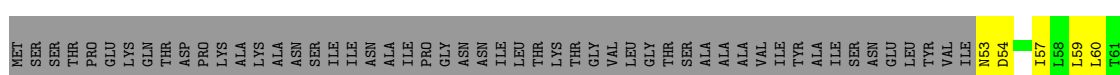
• Molecule 7: ATP synthase subunit 5



• Molecule 8: ATP synthase subunit a

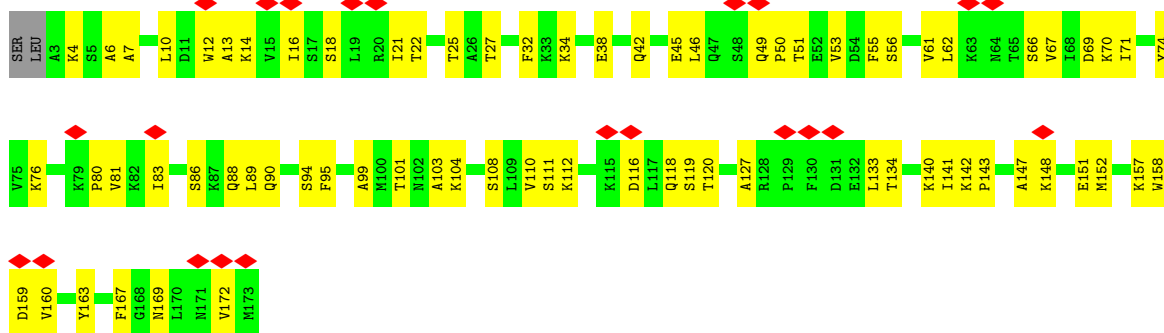


• Molecule 9: ATP synthase subunit 4

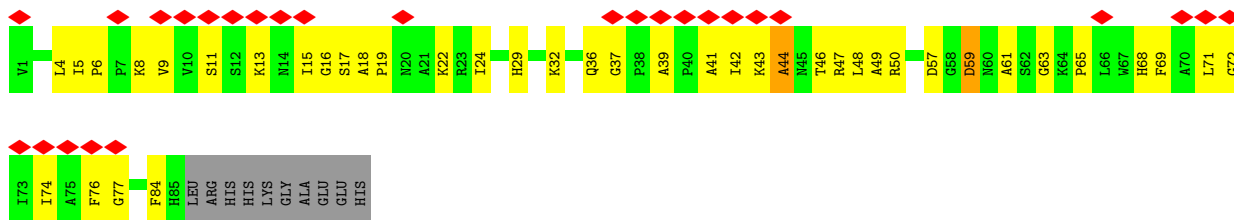




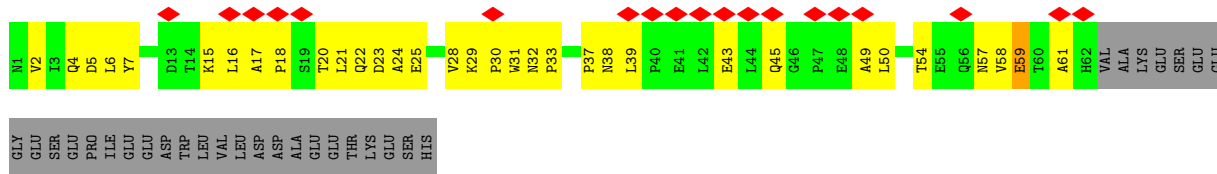
• Molecule 10: ATP synthase subunit d



• Molecule 11: ATP synthase subunit f



• Molecule 12: ATP synthase subunit H



• Molecule 13: ATP synthase subunit J



• Molecule 14: ATP synthase protein 8





## 4 Experimental information

Property	Value	Source
EM reconstruction method	SINGLE PARTICLE	Depositor
Imposed symmetry	POINT, C1	Depositor
Number of particles used	10914	Depositor
Resolution determination method	FSC 0.143 CUT-OFF	Depositor
CTF correction method	PHASE FLIPPING AND AMPLITUDE CORRECTION	Depositor
Microscope	FEI TITAN KRIOS	Depositor
Voltage (kV)	300	Depositor
Electron dose ( $e^-/\text{\AA}^2$ )	40	Depositor
Minimum defocus (nm)	1100	Depositor
Maximum defocus (nm)	2000	Depositor
Magnification	103896	Depositor
Image detector	FEI FALCON IV (4k x 4k)	Depositor
Maximum map value	1.999	Depositor
Minimum map value	-0.547	Depositor
Average map value	0.003	Depositor
Map value standard deviation	0.114	Depositor
Recommended contour level	0.64	Depositor
Map size (Å)	344.96, 344.96, 344.96	wwPDB
Map dimensions	256, 256, 256	wwPDB
Map angles (°)	90.0, 90.0, 90.0	wwPDB
Pixel spacing (Å)	1.3475, 1.3475, 1.3475	Depositor

## 5 Model quality i

### 5.1 Standard geometry i

The Z score for a bond length (or angle) is the number of standard deviations the observed value is removed from the expected value. A bond length (or angle) with  $|Z| > 5$  is considered an outlier worth inspection. RMSZ is the root-mean-square of all Z scores of the bond lengths (or angles).

Mol	Chain	Bond lengths		Bond angles	
		RMSZ	# Z  >5	RMSZ	# Z  >5
1	0	2.45	10/299 (3.3%)	3.27	44/372 (11.8%)
1	1	2.52	11/299 (3.7%)	2.97	41/372 (11.0%)
1	2	2.43	14/299 (4.7%)	3.21	55/372 (14.8%)
1	3	2.66	18/295 (6.1%)	3.20	51/367 (13.9%)
1	4	2.64	21/299 (7.0%)	3.39	45/372 (12.1%)
1	5	2.64	17/299 (5.7%)	3.32	46/372 (12.4%)
1	6	2.54	18/295 (6.1%)	3.50	66/367 (18.0%)
1	7	2.55	10/291 (3.4%)	3.53	47/362 (13.0%)
1	8	2.64	17/299 (5.7%)	3.35	50/372 (13.4%)
1	9	2.58	16/295 (5.4%)	3.46	54/367 (14.7%)
2	A	2.56	107/1994 (5.4%)	2.83	196/2489 (7.9%)
2	B	2.61	126/2027 (6.2%)	2.88	215/2532 (8.5%)
2	C	2.49	99/1982 (5.0%)	2.88	206/2474 (8.3%)
3	D	2.59	110/1871 (5.9%)	2.83	200/2337 (8.6%)
3	E	2.62	128/1875 (6.8%)	2.84	180/2342 (7.7%)
3	F	2.57	102/1879 (5.4%)	2.84	185/2347 (7.9%)
4	G	2.49	52/1058 (4.9%)	3.08	129/1319 (9.8%)
5	H	2.20	16/473 (3.4%)	2.57	35/583 (6.0%)
6	I	2.47	15/190 (7.9%)	2.88	23/231 (10.0%)
7	O	2.57	42/747 (5.6%)	2.82	78/932 (8.4%)
8	T	2.45	35/896 (3.9%)	2.86	89/1117 (8.0%)
9	U	2.73	45/619 (7.3%)	2.80	53/772 (6.9%)
10	V	2.51	32/684 (4.7%)	2.85	66/852 (7.7%)
11	W	2.54	21/339 (6.2%)	2.71	28/422 (6.6%)
12	X	2.31	10/247 (4.0%)	2.96	37/307 (12.1%)
13	Y	2.53	8/147 (5.4%)	2.80	15/182 (8.2%)
14	Z	2.55	10/192 (5.2%)	2.73	24/237 (10.1%)
All	All	2.55	1110/20190 (5.5%)	2.93	2258/25170 (9.0%)

Chiral center outliers are detected by calculating the chiral volume of a chiral center and verifying if the center is modelled as a planar moiety or with the opposite hand. A planarity outlier is detected by checking planarity of atoms in a peptide group, atoms in a mainchain group or atoms of a sidechain that are expected to be planar.

Mol	Chain	#Chirality outliers	#Planarity outliers
1	1	0	1
1	5	0	1
1	6	0	1
1	7	0	1
1	8	0	1
1	9	0	1
3	E	0	1
3	F	0	1
6	I	0	1
9	U	0	1
All	All	0	10

All (1110) bond length outliers are listed below:

Mol	Chain	Res	Type	Atoms	Z	Observed(Å)	Ideal(Å)
14	Z	5	VAL	N-CA	-11.99	1.36	1.46
3	F	296	ILE	CA-C	11.14	1.62	1.52
13	Y	5	PHE	CA-C	-10.83	1.41	1.52
8	T	65	ILE	CA-C	-10.29	1.39	1.52
3	F	225	PRO	CA-C	-10.07	1.42	1.52
2	B	340	ILE	CA-C	-9.90	1.42	1.52
3	F	312	VAL	N-CA	-9.63	1.36	1.46
13	Y	28	SER	C-N	9.57	1.47	1.33
4	G	73	LEU	N-CA	-9.48	1.34	1.45
1	7	60	ALA	CA-C	-9.46	1.40	1.52
2	B	387	GLN	C-N	9.46	1.45	1.33
10	V	76	LYS	C-N	9.22	1.45	1.33
3	E	426	GLY	C-N	9.06	1.40	1.33
3	D	187	VAL	CA-C	-9.04	1.42	1.52
3	F	244	ARG	CA-C	-8.98	1.41	1.52
3	E	27	GLN	CA-C	-8.93	1.41	1.52
3	E	187	VAL	C-N	8.90	1.42	1.33
2	A	276	GLN	CA-C	-8.89	1.41	1.52
7	O	176	VAL	CA-C	-8.89	1.41	1.52
2	A	201	LEU	CA-C	-8.85	1.42	1.52
2	B	166	ARG	N-CA	-8.81	1.35	1.46
2	C	289	ARG	C-N	8.77	1.43	1.33
3	D	63	ALA	CA-C	-8.73	1.42	1.52
2	C	206	VAL	CA-C	-8.69	1.43	1.52
2	A	297	PRO	CA-C	-8.68	1.42	1.52
1	5	24	ILE	N-CA	-8.65	1.36	1.46
4	G	234	ARG	CA-C	-8.61	1.41	1.52
3	D	323	ALA	CA-C	-8.57	1.41	1.52

*Continued on next page...*

*Continued from previous page...*

Mol	Chain	Res	Type	Atoms	Z	Observed(Å)	Ideal(Å)
3	D	358	LEU	CA-C	-8.55	1.41	1.52
2	B	464	GLY	C-N	8.51	1.45	1.33
2	A	78	PHE	CA-C	-8.50	1.44	1.53
2	C	236	ALA	CA-C	-8.50	1.42	1.53
2	B	265	HIS	CA-C	-8.33	1.42	1.52
3	D	186	GLY	CA-C	-8.29	1.40	1.51
1	4	9	TYR	N-CA	-8.26	1.36	1.46
3	F	140	VAL	CA-C	-8.23	1.42	1.52
2	B	143	SER	C-N	8.21	1.44	1.33
9	U	155	ASP	N-CA	-8.14	1.36	1.46
9	U	90	ASP	C-N	8.13	1.44	1.33
1	4	32	ALA	C-N	8.08	1.44	1.33
1	8	13	GLY	CA-C	-8.07	1.43	1.52
2	B	128	ARG	CA-C	-8.05	1.42	1.52
2	B	366	ALA	CA-C	-8.05	1.43	1.52
2	B	4	LYS	CA-C	-8.03	1.42	1.52
1	6	61	THR	C-N	8.03	1.43	1.33
1	7	7	ALA	CA-C	-8.02	1.42	1.52
7	O	182	THR	N-CA	8.02	1.56	1.46
2	C	315	SER	CA-C	-8.02	1.42	1.53
14	Z	29	GLN	C-N	8.01	1.44	1.33
7	O	21	THR	C-N	8.00	1.44	1.33
2	A	170	ILE	C-N	8.00	1.41	1.32
1	5	62	GLY	C-N	7.99	1.44	1.34
9	U	168	GLU	N-CA	-7.97	1.36	1.46
8	T	218	ALA	C-N	7.96	1.44	1.33
2	B	389	ALA	C-N	7.91	1.45	1.33
3	E	315	ASP	CA-C	7.90	1.64	1.53
2	C	233	ILE	CA-C	-7.90	1.42	1.52
2	C	287	LEU	N-CA	-7.88	1.35	1.46
3	E	335	LEU	CA-C	-7.87	1.43	1.52
1	6	45	ASP	C-N	7.86	1.44	1.33
4	G	264	THR	CA-C	-7.84	1.43	1.52
3	F	215	VAL	N-CA	-7.83	1.37	1.46
3	E	142	ASP	CA-C	-7.82	1.42	1.52
9	U	80	PHE	CA-C	7.78	1.62	1.52
2	B	459	GLU	CA-C	-7.77	1.42	1.52
3	F	437	THR	CA-C	-7.77	1.42	1.52
2	A	218	LEU	C-N	7.76	1.43	1.33
1	4	25	GLY	C-N	7.73	1.43	1.33
2	C	446	LEU	CA-C	-7.73	1.42	1.52
3	E	430	LYS	CA-C	-7.71	1.43	1.52

*Continued on next page...*

*Continued from previous page...*

Mol	Chain	Res	Type	Atoms	Z	Observed(Å)	Ideal(Å)
8	T	78	GLY	CA-C	7.71	1.59	1.51
10	V	46	LEU	N-CA	-7.70	1.35	1.46
11	W	9	VAL	CA-C	-7.68	1.44	1.52
4	G	112	ASP	N-CA	-7.68	1.36	1.46
7	O	34	ASP	CA-C	-7.68	1.43	1.52
3	D	430	LYS	N-CA	-7.68	1.36	1.45
3	F	184	PHE	N-CA	-7.67	1.36	1.46
7	O	151	LYS	CA-C	-7.67	1.43	1.52
14	Z	29	GLN	CA-C	-7.67	1.42	1.52
3	E	428	PRO	C-N	7.66	1.42	1.33
1	3	68	VAL	CA-C	-7.64	1.43	1.52
3	E	201	MET	C-O	-7.62	1.15	1.24
4	G	10	LEU	C-N	7.62	1.44	1.33
3	E	434	LEU	CA-C	-7.60	1.42	1.52
2	B	223	GLU	N-CA	-7.60	1.37	1.46
2	C	85	LYS	N-CA	-7.57	1.36	1.46
2	A	96	ILE	C-N	7.54	1.43	1.33
3	E	188	GLY	CA-C	-7.54	1.43	1.51
3	F	224	GLU	CA-C	-7.54	1.43	1.52
1	4	69	SER	C-N	7.54	1.44	1.33
3	F	234	LEU	N-CA	7.51	1.55	1.46
4	G	191	SER	CA-C	7.50	1.60	1.53
3	D	263	GLN	C-N	7.50	1.43	1.33
3	E	166	PHE	C-N	7.49	1.43	1.33
1	1	6	ALA	CA-C	-7.47	1.43	1.52
2	C	166	ARG	CA-C	-7.46	1.45	1.53
1	2	73	LEU	CA-C	-7.43	1.43	1.52
3	F	111	SER	CA-C	-7.43	1.43	1.52
2	A	98	ASP	C-N	7.41	1.41	1.33
2	A	481	LEU	CA-C	7.41	1.62	1.52
3	D	269	SER	CA-C	-7.40	1.43	1.52
2	C	492	SER	CA-C	-7.40	1.43	1.52
1	5	30	PHE	N-CA	7.39	1.55	1.46
4	G	163	SER	CA-C	-7.38	1.43	1.52
1	9	28	ILE	CA-C	-7.37	1.43	1.52
3	F	224	GLU	C-N	7.37	1.42	1.33
2	C	196	ASP	CA-C	7.35	1.62	1.53
2	C	464	GLY	C-N	7.34	1.44	1.33
2	B	450	GLY	CA-C	-7.33	1.44	1.52
8	T	28	THR	C-N	7.33	1.43	1.33
1	2	14	ILE	CA-C	7.33	1.62	1.52
3	E	425	THR	CA-C	-7.32	1.43	1.52

*Continued on next page...*

*Continued from previous page...*

Mol	Chain	Res	Type	Atoms	Z	Observed(Å)	Ideal(Å)
1	0	44	LYS	N-CA	-7.31	1.37	1.46
3	D	38	GLU	CA-C	-7.29	1.43	1.52
2	A	136	PRO	C-N	7.28	1.43	1.33
6	I	19	GLN	C-N	7.27	1.43	1.33
3	E	436	ASP	CA-C	-7.24	1.43	1.52
1	5	50	MET	CA-C	-7.21	1.43	1.52
2	C	179	ALA	C-N	7.21	1.43	1.33
4	G	227	ALA	CA-C	-7.19	1.43	1.52
3	D	464	GLU	C-N	7.19	1.43	1.33
3	F	358	LEU	CA-C	-7.18	1.44	1.52
7	O	156	GLU	N-CA	-7.18	1.37	1.46
2	A	92	ARG	CA-C	-7.17	1.43	1.52
2	C	147	PRO	N-CA	-7.15	1.38	1.47
2	C	301	PHE	CA-C	-7.14	1.43	1.52
3	E	291	LEU	CA-C	-7.14	1.43	1.52
2	A	322	SER	CA-C	-7.14	1.43	1.52
3	D	339	ILE	CA-C	7.13	1.62	1.52
4	G	7	GLU	CA-C	-7.13	1.43	1.52
3	D	98	VAL	C-N	7.13	1.41	1.34
2	A	366	ALA	CA-C	-7.12	1.45	1.53
3	F	381	TYR	C-N	7.12	1.43	1.33
4	G	45	ASP	CA-C	7.11	1.62	1.52
2	A	59	SER	N-CA	-7.10	1.37	1.46
3	F	427	ILE	CA-C	-7.09	1.46	1.52
10	V	69	ASP	C-N	7.09	1.42	1.33
2	C	67	ASN	CA-C	-7.08	1.44	1.52
1	0	2	GLN	C-N	7.07	1.42	1.33
3	E	474	ALA	CA-C	-7.07	1.43	1.52
3	E	110	LYS	CA-C	-7.07	1.43	1.52
2	A	26	ASN	C-N	7.07	1.43	1.33
9	U	129	GLU	CA-C	7.06	1.61	1.52
2	B	232	ILE	CA-C	-7.06	1.44	1.52
11	W	43	LYS	CA-C	-7.05	1.43	1.52
1	3	19	LEU	C-N	7.03	1.43	1.33
1	5	12	ALA	CA-C	-7.02	1.43	1.52
2	A	75	ILE	CA-C	-7.02	1.45	1.53
2	C	496	LEU	N-CA	-7.00	1.37	1.46
8	T	207	VAL	N-CA	6.99	1.54	1.46
1	7	28	ILE	CA-C	-6.99	1.43	1.52
13	Y	14	TRP	CA-C	6.99	1.61	1.52
2	B	226	ASP	N-CA	-6.98	1.37	1.46
1	8	29	VAL	C-N	6.98	1.43	1.34

*Continued on next page...*

*Continued from previous page...*

Mol	Chain	Res	Type	Atoms	Z	Observed(Å)	Ideal(Å)
2	C	129	SER	CA-C	-6.97	1.44	1.52
3	D	203	GLU	CA-C	-6.97	1.43	1.52
7	O	42	LYS	C-N	6.97	1.42	1.33
2	B	421	VAL	CA-C	-6.97	1.44	1.52
3	D	99	ILE	C-N	6.96	1.41	1.33
6	I	12	ALA	CA-C	-6.96	1.43	1.52
2	A	26	ASN	N-CA	-6.96	1.37	1.46
2	C	344	VAL	CA-C	-6.94	1.44	1.52
2	A	152	LEU	CA-C	-6.94	1.44	1.52
3	E	104	ASP	N-CA	-6.93	1.37	1.46
2	A	172	ASP	C-N	6.93	1.43	1.33
2	B	44	PHE	N-CA	-6.93	1.37	1.46
5	H	80	ASP	CA-C	-6.93	1.43	1.52
1	8	28	ILE	CA-C	6.93	1.61	1.52
2	B	156	ASP	CA-C	-6.92	1.44	1.52
2	A	127	GLY	N-CA	-6.91	1.38	1.45
3	D	250	ASP	C-N	6.91	1.42	1.33
3	E	299	THR	N-CA	-6.91	1.36	1.45
2	A	103	PRO	N-CA	-6.91	1.38	1.47
3	E	327	ALA	C-N	6.90	1.42	1.33
3	D	251	VAL	CA-C	-6.90	1.44	1.52
3	D	441	PHE	CA-C	-6.90	1.43	1.52
2	A	302	TYR	C-N	6.90	1.42	1.33
11	W	59	ASP	N-CA	-6.90	1.37	1.46
3	D	151	GLY	C-N	6.88	1.42	1.33
1	5	17	ILE	CA-C	6.88	1.61	1.52
3	E	256	ASP	N-CA	-6.88	1.37	1.46
1	0	66	LEU	CA-C	6.87	1.61	1.52
3	D	280	GLY	CA-C	-6.87	1.42	1.51
3	D	71	VAL	CA-C	-6.86	1.43	1.52
2	A	211	LYS	CA-C	-6.86	1.43	1.52
3	E	336	SER	CA-C	-6.85	1.44	1.52
10	V	6	ALA	N-CA	-6.85	1.38	1.46
1	4	8	LYS	N-CA	6.84	1.54	1.46
1	2	55	PHE	N-CA	-6.84	1.38	1.46
10	V	42	GLN	N-CA	-6.84	1.38	1.46
2	C	252	ALA	CA-C	-6.83	1.43	1.52
6	I	15	ASN	C-N	6.83	1.42	1.33
1	2	51	ALA	CA-C	6.83	1.61	1.52
8	T	225	ALA	C-N	6.83	1.41	1.34
7	O	122	THR	C-N	6.82	1.43	1.33
4	G	186	LYS	C-N	6.81	1.42	1.33

*Continued on next page...*

*Continued from previous page...*

Mol	Chain	Res	Type	Atoms	Z	Observed(Å)	Ideal(Å)
6	I	54	SER	CA-C	-6.81	1.44	1.52
2	B	438	LEU	C-N	6.80	1.43	1.33
2	A	60	GLY	CA-C	-6.80	1.42	1.51
2	B	312	ALA	N-CA	-6.80	1.38	1.46
3	E	405	GLU	C-N	6.79	1.42	1.33
3	E	450	ASP	CA-C	-6.79	1.45	1.53
3	F	97	ASN	N-CA	-6.79	1.38	1.46
3	F	356	ARG	N-CA	-6.78	1.37	1.46
3	F	27	GLN	N-CA	-6.77	1.37	1.45
2	C	67	ASN	C-N	6.76	1.42	1.33
8	T	149	GLY	CA-C	-6.76	1.44	1.52
2	B	392	LEU	C-N	6.75	1.42	1.33
3	D	275	ILE	CA-C	-6.75	1.46	1.52
2	A	478	HIS	CA-C	-6.75	1.45	1.52
3	D	293	GLN	C-N	6.75	1.43	1.33
7	O	156	GLU	CA-C	-6.75	1.44	1.52
3	D	149	ARG	N-CA	-6.75	1.37	1.46
1	6	64	PHE	C-N	6.74	1.42	1.33
1	1	36	GLY	C-N	6.74	1.42	1.33
9	U	138	PHE	CA-C	6.72	1.61	1.52
2	B	129	SER	C-N	6.72	1.43	1.33
2	A	301	PHE	N-CA	-6.70	1.38	1.46
7	O	184	ILE	CA-C	-6.70	1.44	1.52
2	A	32	ARG	C-N	6.69	1.42	1.33
2	A	428	GLN	CA-C	-6.69	1.44	1.52
1	6	56	ALA	N-CA	-6.68	1.38	1.46
3	F	120	ASP	C-N	-6.68	1.27	1.33
2	C	219	VAL	N-CA	-6.68	1.38	1.46
3	D	292	LEU	N-CA	-6.68	1.38	1.46
3	E	347	ALA	C-N	6.68	1.42	1.33
3	D	400	ASP	N-CA	-6.67	1.38	1.46
2	A	505	SER	C-N	6.67	1.43	1.33
2	B	450	GLY	C-N	6.67	1.42	1.33
3	E	72	ARG	C-N	6.66	1.43	1.33
2	B	292	GLY	N-CA	-6.64	1.35	1.45
3	E	407	ALA	CA-C	6.64	1.61	1.52
2	B	327	PRO	CA-C	-6.64	1.44	1.52
9	U	80	PHE	N-CA	-6.63	1.38	1.46
11	W	84	PHE	N-CA	-6.63	1.38	1.46
3	D	185	THR	N-CA	-6.62	1.38	1.46
10	V	151	GLU	CA-C	-6.62	1.44	1.52
3	F	96	ILE	C-N	6.62	1.39	1.33

*Continued on next page...*

*Continued from previous page...*

Mol	Chain	Res	Type	Atoms	Z	Observed(Å)	Ideal(Å)
1	7	27	ALA	N-CA	-6.61	1.38	1.46
9	U	81	ALA	C-N	6.60	1.42	1.33
1	3	5	LEU	C-N	6.60	1.42	1.33
2	B	429	LEU	C-N	6.60	1.42	1.34
3	E	197	LEU	N-CA	6.60	1.54	1.46
1	8	31	ALA	CA-C	6.60	1.61	1.52
3	F	229	ARG	CA-C	6.60	1.61	1.52
7	O	123	VAL	C-N	6.59	1.42	1.33
2	A	290	PRO	CA-C	-6.58	1.46	1.52
3	F	419	ALA	CA-C	6.58	1.61	1.52
1	3	40	ASN	CA-C	-6.58	1.44	1.52
2	A	493	LYS	N-CA	6.58	1.54	1.46
6	I	14	LEU	C-N	6.58	1.42	1.33
3	F	339	ILE	C-N	6.57	1.42	1.33
2	A	200	LYS	CA-C	-6.56	1.44	1.52
3	E	140	VAL	N-CA	-6.56	1.38	1.46
2	B	397	ALA	CA-C	6.56	1.61	1.52
3	E	337	ARG	CA-C	-6.55	1.43	1.52
2	B	149	GLN	C-N	6.54	1.43	1.33
2	A	139	LEU	N-CA	-6.54	1.40	1.46
3	E	40	LYS	C-N	6.54	1.40	1.33
7	O	40	LEU	CA-C	-6.54	1.44	1.52
2	A	436	SER	N-CA	-6.54	1.39	1.46
2	B	6	GLN	C-N	-6.53	1.28	1.33
2	B	163	ARG	CA-C	-6.53	1.44	1.52
3	D	284	THR	C-N	6.53	1.42	1.33
2	C	452	ASN	C-N	6.53	1.43	1.33
3	E	346	PRO	C-N	6.53	1.42	1.33
2	C	28	ASN	N-CA	6.52	1.52	1.46
3	F	98	VAL	C-N	6.51	1.41	1.33
2	C	417	LYS	C-N	6.51	1.42	1.33
9	U	196	GLN	CA-C	-6.51	1.44	1.52
2	A	248	ALA	C-O	-6.50	1.18	1.24
3	E	331	ALA	CA-C	-6.49	1.44	1.52
1	6	10	ILE	N-CA	-6.48	1.39	1.46
9	U	182	SER	CA-C	-6.47	1.44	1.52
3	D	157	GLY	CA-C	-6.47	1.45	1.52
1	0	24	ILE	N-CA	-6.46	1.38	1.46
3	D	42	PRO	N-CA	-6.46	1.43	1.47
3	D	391	LEU	CA-C	-6.46	1.44	1.52
11	W	71	LEU	N-CA	-6.46	1.37	1.46
3	F	32	ALA	CA-C	-6.46	1.44	1.52

*Continued on next page...*

*Continued from previous page...*

Mol	Chain	Res	Type	Atoms	Z	Observed(Å)	Ideal(Å)
2	B	210	GLN	CA-C	-6.45	1.45	1.52
3	F	85	VAL	CA-C	-6.45	1.46	1.52
3	F	333	THR	N-CA	-6.45	1.37	1.46
1	8	31	ALA	N-CA	-6.45	1.38	1.46
3	E	271	LEU	N-CA	-6.44	1.38	1.46
7	O	183	LYS	N-CA	-6.44	1.38	1.46
2	A	295	ALA	CA-C	6.44	1.62	1.52
9	U	97	ASN	CA-C	-6.42	1.44	1.52
3	D	343	GLY	CA-C	6.42	1.59	1.51
2	C	62	LYS	N-CA	-6.42	1.38	1.45
1	9	2	GLN	N-CA	6.41	1.58	1.46
2	B	90	VAL	CA-C	-6.41	1.44	1.52
2	C	252	ALA	C-N	6.41	1.42	1.33
10	V	134	THR	CA-C	-6.41	1.44	1.52
2	A	294	GLU	C-N	6.41	1.42	1.33
8	T	159	VAL	C-N	6.41	1.41	1.33
11	W	46	THR	N-CA	-6.40	1.38	1.46
2	A	65	ALA	C-O	-6.40	1.16	1.23
1	7	14	ILE	N-CA	6.39	1.54	1.46
3	E	398	GLU	C-N	6.39	1.42	1.33
3	F	37	LEU	CA-C	-6.39	1.45	1.52
1	2	70	PHE	N-CA	-6.38	1.38	1.46
9	U	199	SER	CA-C	-6.38	1.44	1.52
3	E	227	GLY	C-N	6.38	1.42	1.33
3	F	431	LEU	CA-C	-6.37	1.44	1.52
3	D	310	VAL	CA-C	-6.37	1.45	1.52
1	8	19	LEU	C-N	6.37	1.42	1.33
1	1	46	THR	C-N	6.36	1.42	1.33
1	7	55	PHE	C-N	6.36	1.42	1.33
2	C	72	GLN	CA-C	-6.35	1.44	1.52
7	O	94	GLU	CA-C	-6.35	1.44	1.52
9	U	57	ILE	CA-C	6.35	1.60	1.52
3	D	381	TYR	C-N	6.35	1.42	1.33
9	U	194	LEU	CA-C	6.35	1.61	1.52
2	A	63	GLY	CA-C	-6.35	1.44	1.51
3	F	184	PHE	CA-C	-6.35	1.45	1.52
3	E	60	ARG	CA-C	-6.34	1.44	1.52
2	B	446	LEU	N-CA	-6.34	1.38	1.46
3	D	356	ARG	C-N	6.34	1.43	1.33
13	Y	36	ASN	N-CA	-6.33	1.38	1.46
2	A	93	THR	CA-C	6.33	1.61	1.52
1	9	4	VAL	C-O	-6.33	1.16	1.24

*Continued on next page...*

*Continued from previous page...*

Mol	Chain	Res	Type	Atoms	Z	Observed(Å)	Ideal(Å)
11	W	44	ALA	C-N	6.32	1.42	1.33
10	V	10	LEU	C-N	6.32	1.41	1.33
2	C	390	GLY	N-CA	6.32	1.53	1.45
3	F	454	GLU	CA-C	-6.32	1.44	1.52
1	7	59	GLU	C-N	6.32	1.42	1.33
3	E	446	GLU	C-N	6.32	1.41	1.33
2	B	175	THR	N-CA	-6.31	1.39	1.46
3	D	460	VAL	C-N	6.31	1.42	1.33
7	O	47	VAL	C-N	6.31	1.42	1.33
8	T	56	SER	CA-C	-6.30	1.44	1.52
2	B	352	ILE	N-CA	-6.30	1.38	1.46
1	3	9	TYR	N-CA	6.30	1.54	1.46
2	B	292	GLY	C-N	6.30	1.42	1.33
9	U	109	SER	N-CA	6.29	1.53	1.46
2	A	141	ARG	CA-C	-6.29	1.44	1.52
4	G	76	ALA	CA-C	-6.28	1.44	1.52
1	5	36	GLY	C-N	6.28	1.41	1.33
1	3	24	ILE	C-N	6.28	1.41	1.33
2	B	159	VAL	CA-C	6.28	1.59	1.52
3	E	136	THR	CA-C	6.28	1.60	1.53
2	B	359	PHE	C-N	6.27	1.42	1.33
7	O	125	SER	CA-C	-6.26	1.45	1.52
3	E	227	GLY	CA-C	-6.26	1.45	1.52
1	6	23	GLY	N-CA	6.26	1.53	1.45
1	6	73	LEU	N-CA	-6.25	1.39	1.46
1	9	16	THR	C-N	6.25	1.41	1.34
3	F	300	LYS	N-CA	-6.25	1.38	1.46
4	G	80	ASP	C-N	6.25	1.42	1.33
11	W	17	SER	N-CA	-6.24	1.38	1.46
2	A	209	GLY	C-N	6.24	1.42	1.33
3	D	213	SER	CA-C	-6.24	1.44	1.52
8	T	114	HIS	N-CA	-6.24	1.38	1.46
1	4	40	ASN	CA-C	6.24	1.60	1.52
3	F	23	VAL	CA-C	-6.23	1.45	1.52
1	4	4	VAL	CA-C	-6.23	1.43	1.52
9	U	141	LYS	N-CA	-6.23	1.38	1.46
11	W	41	ALA	CA-C	-6.22	1.45	1.52
3	E	53	HIS	N-CA	-6.22	1.38	1.46
3	E	37	LEU	N-CA	-6.22	1.38	1.46
2	A	96	ILE	CA-C	-6.21	1.45	1.53
1	5	28	ILE	N-CA	-6.21	1.39	1.46
2	B	350	GLY	CA-C	-6.21	1.44	1.51

*Continued on next page...*

*Continued from previous page...*

Mol	Chain	Res	Type	Atoms	Z	Observed(Å)	Ideal(Å)
7	O	19	TYR	CA-C	-6.21	1.44	1.52
7	O	66	ASP	C-N	6.21	1.42	1.33
3	F	383	SER	C-N	6.21	1.43	1.33
3	D	422	GLU	C-N	6.20	1.41	1.33
2	C	371	LEU	CA-C	-6.20	1.44	1.52
3	F	407	ALA	CA-C	-6.19	1.44	1.52
4	G	187	THR	CA-C	-6.19	1.44	1.52
2	A	364	ARG	C-O	-6.19	1.19	1.24
2	B	156	ASP	N-CA	-6.19	1.39	1.46
2	C	391	SER	N-CA	-6.19	1.38	1.46
4	G	148	ASP	CA-C	6.19	1.60	1.52
2	C	238	ALA	N-CA	-6.19	1.38	1.46
1	4	68	VAL	CA-C	-6.18	1.45	1.52
2	C	447	ILE	N-CA	-6.18	1.38	1.46
2	A	205	TYR	CA-C	6.18	1.60	1.52
1	9	6	ALA	C-O	-6.18	1.16	1.24
5	H	73	GLY	N-CA	-6.18	1.36	1.45
1	5	52	ILE	C-N	6.17	1.41	1.33
3	E	413	PHE	C-N	6.17	1.42	1.33
3	E	43	GLN	N-CA	-6.17	1.38	1.46
1	2	4	VAL	C-N	6.16	1.42	1.33
2	A	93	THR	N-CA	-6.16	1.39	1.46
1	6	33	LEU	CA-C	-6.15	1.45	1.52
2	B	474	LEU	N-CA	-6.15	1.38	1.46
2	B	98	ASP	C-N	6.15	1.40	1.33
1	5	60	ALA	C-N	6.15	1.42	1.33
6	I	37	ARG	C-N	6.15	1.43	1.33
2	A	350	GLY	C-O	-6.14	1.16	1.24
2	B	105	LEU	C-N	6.13	1.41	1.33
2	A	88	GLU	CA-C	-6.13	1.44	1.52
3	D	286	ALA	C-N	6.13	1.42	1.33
7	O	174	LYS	CA-C	-6.13	1.45	1.52
3	E	375	GLN	N-CA	-6.13	1.38	1.46
3	D	144	LEU	N-CA	-6.12	1.37	1.46
7	O	79	LYS	CA-C	-6.12	1.45	1.52
4	G	267	LEU	CA-C	-6.12	1.44	1.52
14	Z	4	LEU	C-N	6.11	1.39	1.33
9	U	80	PHE	C-N	6.11	1.42	1.33
10	V	148	LYS	CA-C	-6.11	1.45	1.52
3	D	289	MET	N-CA	-6.11	1.38	1.46
3	F	405	GLU	CA-C	-6.11	1.44	1.52
2	C	225	HIS	N-CA	-6.10	1.38	1.46

*Continued on next page...*

*Continued from previous page...*

Mol	Chain	Res	Type	Atoms	Z	Observed(Å)	Ideal(Å)
3	F	224	GLU	N-CA	-6.10	1.38	1.45
7	O	180	ILE	CA-C	-6.10	1.44	1.52
2	B	380	ALA	N-CA	-6.09	1.38	1.46
5	H	86	THR	C-N	6.09	1.41	1.33
6	I	32	ALA	CA-C	-6.09	1.44	1.52
9	U	199	SER	N-CA	-6.09	1.38	1.46
3	F	349	ASP	C-N	6.09	1.40	1.34
2	C	234	VAL	C-N	-6.08	1.25	1.33
9	U	114	GLN	C-N	6.08	1.42	1.33
2	C	30	THR	C-N	6.07	1.41	1.33
1	8	54	GLY	C-N	6.07	1.42	1.33
3	E	131	ALA	C-N	6.07	1.41	1.33
8	T	87	PRO	C-N	6.06	1.42	1.33
5	H	49	VAL	C-N	6.06	1.42	1.33
1	3	17	ILE	C-N	6.06	1.42	1.33
3	F	272	LEU	C-N	6.05	1.42	1.33
2	B	424	GLU	C-N	6.05	1.42	1.33
2	B	81	ASP	N-CA	-6.05	1.37	1.46
11	W	69	PHE	N-CA	-6.05	1.39	1.46
1	0	57	LEU	N-CA	-6.05	1.39	1.46
3	F	16	VAL	C-N	6.04	1.40	1.33
12	X	23	ASP	N-CA	6.04	1.53	1.46
2	B	173	ARG	C-N	6.04	1.41	1.33
14	Z	15	TYR	C-N	6.04	1.40	1.33
3	E	49	GLU	CA-C	-6.04	1.45	1.52
3	E	108	PRO	C-N	6.03	1.40	1.33
3	E	254	PHE	CA-C	-6.03	1.45	1.52
3	F	347	ALA	C-N	6.02	1.41	1.33
8	T	246	VAL	CA-C	-6.01	1.45	1.52
4	G	95	VAL	C-N	6.01	1.42	1.34
1	8	48	PHE	N-CA	6.01	1.52	1.46
3	D	389	ALA	C-N	6.01	1.41	1.33
3	E	13	VAL	C-N	6.01	1.42	1.33
2	B	297	PRO	CA-C	-6.01	1.45	1.52
5	H	122	GLU	C-N	6.01	1.42	1.34
1	3	11	GLY	C-N	6.00	1.41	1.33
5	H	85	VAL	C-N	6.00	1.41	1.33
2	A	405	PHE	C-N	6.00	1.42	1.33
3	F	347	ALA	N-CA	-6.00	1.39	1.46
3	D	174	ILE	C-N	6.00	1.41	1.33
2	B	352	ILE	CA-C	5.99	1.60	1.52
3	F	309	ALA	N-CA	-5.99	1.38	1.45

*Continued on next page...*

*Continued from previous page...*

Mol	Chain	Res	Type	Atoms	Z	Observed(Å)	Ideal(Å)
1	6	25	GLY	CA-C	5.99	1.58	1.52
3	E	286	ALA	C-N	5.98	1.41	1.33
5	H	71	SER	CA-C	5.98	1.61	1.52
2	B	279	ALA	N-CA	-5.98	1.39	1.46
2	C	260	ARG	CA-C	-5.98	1.45	1.52
1	8	41	PRO	CA-C	-5.98	1.44	1.52
3	D	242	TYR	C-N	5.98	1.41	1.33
2	B	375	ARG	C-N	5.97	1.41	1.33
2	A	419	THR	N-CA	-5.97	1.39	1.46
3	D	402	LEU	C-N	5.97	1.42	1.33
2	B	174	GLN	N-CA	-5.97	1.38	1.46
3	F	432	VAL	N-CA	-5.96	1.38	1.46
1	5	5	LEU	C-O	-5.96	1.17	1.24
2	C	492	SER	C-N	5.96	1.41	1.33
3	D	119	ALA	CA-C	-5.96	1.45	1.52
2	B	380	ALA	C-N	5.96	1.41	1.33
8	T	162	GLU	N-CA	-5.96	1.38	1.46
2	A	475	LYS	C-N	5.96	1.42	1.33
2	A	38	ASP	CA-C	-5.95	1.44	1.52
3	D	191	THR	C-N	5.95	1.41	1.33
3	F	42	PRO	N-CA	-5.95	1.41	1.47
1	6	59	GLU	C-N	5.95	1.41	1.33
9	U	200	GLU	N-CA	-5.94	1.38	1.46
2	C	269	VAL	C-N	5.94	1.41	1.33
1	9	7	ALA	CA-C	-5.93	1.45	1.52
3	D	291	LEU	C-N	5.93	1.41	1.33
1	2	5	LEU	C-N	5.93	1.41	1.33
2	B	440	THR	C-N	5.93	1.42	1.34
1	9	29	VAL	CA-C	5.93	1.60	1.52
2	B	37	GLY	CA-C	-5.92	1.44	1.52
3	D	339	ILE	C-O	-5.92	1.17	1.24
2	A	280	TYR	CA-C	5.92	1.60	1.52
1	3	9	TYR	C-N	5.92	1.41	1.33
9	U	101	GLU	C-N	5.92	1.41	1.33
12	X	32	ASN	CA-C	-5.92	1.46	1.52
3	D	466	VAL	N-CA	-5.91	1.40	1.46
1	8	69	SER	N-CA	-5.91	1.39	1.46
4	G	261	ALA	CA-C	5.91	1.60	1.52
6	I	17	ALA	CA-C	-5.91	1.45	1.52
3	E	403	THR	N-CA	-5.91	1.39	1.46
2	B	180	VAL	C-N	5.90	1.42	1.33
3	E	253	LEU	CA-C	-5.90	1.45	1.52

*Continued on next page...*

*Continued from previous page...*

Mol	Chain	Res	Type	Atoms	Z	Observed(Å)	Ideal(Å)
13	Y	8	PRO	C-N	5.89	1.39	1.33
1	4	49	PRO	CA-C	-5.89	1.43	1.52
2	A	486	ARG	CA-C	-5.89	1.45	1.52
3	E	453	PRO	N-CA	-5.89	1.39	1.47
2	B	230	TYR	C-N	5.89	1.41	1.33
11	W	49	ALA	N-CA	-5.88	1.38	1.46
6	I	18	ALA	CA-C	-5.88	1.45	1.52
2	B	317	LYS	C-N	5.87	1.41	1.33
4	G	174	SER	CA-C	-5.87	1.45	1.52
1	0	66	LEU	C-N	5.87	1.41	1.33
3	D	291	LEU	CA-C	-5.87	1.45	1.52
3	D	312	VAL	CA-C	-5.87	1.46	1.52
2	B	470	PHE	CA-C	-5.87	1.45	1.52
5	H	65	SER	CA-C	-5.86	1.45	1.52
3	F	429	GLY	CA-C	-5.86	1.43	1.51
9	U	71	LYS	CA-C	-5.86	1.45	1.52
1	5	51	ALA	C-O	-5.86	1.17	1.24
2	A	396	LEU	C-N	5.85	1.41	1.33
2	B	6	GLN	CA-C	-5.85	1.46	1.52
8	T	169	ARG	N-CA	-5.85	1.38	1.46
1	6	54	GLY	CA-C	5.85	1.58	1.52
3	D	392	GLY	C-O	-5.85	1.18	1.23
2	B	83	LEU	CA-C	-5.84	1.46	1.52
2	B	381	GLN	CA-C	-5.84	1.45	1.52
3	E	344	ILE	C-N	5.84	1.38	1.33
6	I	13	TYR	C-N	5.84	1.41	1.33
8	T	221	MET	CA-C	-5.84	1.45	1.52
2	A	148	VAL	C-N	5.84	1.41	1.33
3	F	391	LEU	C-N	5.84	1.39	1.32
9	U	177	ILE	CA-C	5.84	1.60	1.52
10	V	62	LEU	CA-C	-5.83	1.45	1.52
2	B	76	VAL	CA-C	5.83	1.59	1.52
2	B	220	GLN	C-N	5.83	1.41	1.33
12	X	22	GLN	CA-C	-5.83	1.45	1.52
1	9	35	ASN	C-N	5.83	1.40	1.33
3	D	106	ARG	C-N	5.82	1.42	1.33
11	W	77	GLY	C-O	-5.82	1.17	1.24
2	A	182	LEU	CA-C	-5.82	1.45	1.52
2	A	240	GLU	C-O	5.82	1.31	1.23
3	E	356	ARG	C-N	5.82	1.42	1.33
3	D	264	ALA	N-CA	-5.82	1.39	1.46
3	E	250	ASP	N-CA	-5.82	1.38	1.46

*Continued on next page...*

*Continued from previous page...*

Mol	Chain	Res	Type	Atoms	Z	Observed(Å)	Ideal(Å)
1	8	63	LEU	CA-C	-5.81	1.45	1.52
3	E	47	VAL	CA-C	-5.81	1.45	1.52
8	T	180	ASN	CA-C	5.81	1.60	1.52
1	8	29	VAL	N-CA	-5.81	1.39	1.46
3	E	396	LEU	CA-C	-5.81	1.45	1.52
3	F	6	SER	C-N	5.81	1.41	1.33
1	6	52	ILE	N-CA	-5.81	1.39	1.46
2	C	428	GLN	C-N	5.80	1.41	1.34
3	F	11	GLY	CA-C	-5.80	1.46	1.51
10	V	70	LYS	C-N	5.80	1.40	1.34
7	O	101	PHE	C-N	5.80	1.42	1.33
2	B	478	HIS	N-CA	-5.80	1.39	1.46
2	C	335	ASP	CA-C	-5.80	1.45	1.52
2	A	363	ILE	C-N	5.79	1.39	1.33
3	E	338	GLY	CA-C	-5.79	1.45	1.52
2	B	434	GLN	N-CA	-5.79	1.38	1.46
3	D	235	THR	C-N	5.79	1.40	1.33
7	O	176	VAL	C-N	5.79	1.41	1.33
10	V	147	ALA	C-N	5.79	1.41	1.33
3	D	140	VAL	C-N	5.79	1.41	1.33
2	B	349	ASP	CA-C	-5.79	1.45	1.52
2	C	498	SER	CA-C	-5.79	1.45	1.52
3	F	434	LEU	N-CA	-5.79	1.39	1.46
9	U	167	LEU	CA-C	-5.79	1.45	1.52
3	F	274	ARG	CA-C	-5.78	1.45	1.52
1	3	26	ILE	CA-C	-5.78	1.45	1.52
12	X	37	PRO	CA-C	-5.78	1.44	1.52
2	A	155	VAL	CA-C	-5.77	1.45	1.52
2	C	237	THR	CA-C	-5.77	1.45	1.53
10	V	112	LYS	CA-C	-5.76	1.45	1.52
3	D	259	PHE	CA-C	5.75	1.60	1.52
3	F	432	VAL	CA-C	5.75	1.60	1.52
2	B	363	ILE	C-N	5.75	1.40	1.33
2	B	353	PHE	C-N	5.75	1.41	1.33
2	C	444	VAL	CA-C	-5.75	1.47	1.52
1	2	18	GLY	CA-C	-5.75	1.45	1.52
3	D	271	LEU	CA-C	-5.75	1.45	1.52
4	G	274	ALA	C-O	-5.74	1.17	1.24
4	G	271	ILE	CA-C	-5.73	1.45	1.52
1	6	72	LEU	C-O	5.73	1.30	1.24
2	C	355	GLU	CA-C	-5.73	1.45	1.52
3	D	353	SER	CA-C	-5.73	1.45	1.52

*Continued on next page...*

*Continued from previous page...*

Mol	Chain	Res	Type	Atoms	Z	Observed(Å)	Ideal(Å)
2	C	396	LEU	N-CA	-5.72	1.39	1.46
3	D	276	PRO	CA-C	-5.72	1.45	1.52
1	4	73	LEU	C-N	5.72	1.42	1.33
11	W	48	LEU	N-CA	-5.72	1.38	1.46
1	7	17	ILE	C-N	5.72	1.41	1.33
2	A	28	ASN	C-N	5.72	1.41	1.33
14	Z	37	ARG	C-N	5.72	1.41	1.33
3	D	282	GLN	CA-C	5.71	1.59	1.53
3	D	349	ASP	C-N	5.71	1.41	1.34
3	E	466	VAL	C-N	5.71	1.41	1.33
3	D	436	ASP	N-CA	-5.71	1.38	1.46
3	E	90	GLU	N-CA	-5.71	1.38	1.46
8	T	123	ILE	C-N	5.71	1.41	1.33
7	O	24	TYR	N-CA	-5.70	1.39	1.46
10	V	7	ALA	N-CA	-5.70	1.39	1.46
3	D	135	GLU	C-N	-5.70	1.26	1.33
8	T	113	ALA	CA-C	5.70	1.60	1.52
10	V	21	ILE	C-O	-5.70	1.16	1.24
3	E	293	GLN	CA-C	-5.70	1.44	1.52
10	V	74	TYR	CA-C	-5.70	1.45	1.52
3	E	35	ASN	N-CA	-5.69	1.38	1.45
3	F	474	ALA	CA-C	-5.69	1.45	1.52
10	V	55	PHE	CA-C	-5.69	1.46	1.52
4	G	100	ASN	CA-C	-5.69	1.45	1.52
2	A	181	ALA	N-CA	-5.69	1.39	1.46
2	B	69	GLU	N-CA	5.68	1.51	1.45
3	D	164	THR	C-O	-5.68	1.17	1.24
3	F	242	TYR	CA-C	-5.68	1.45	1.52
1	7	69	SER	N-CA	-5.68	1.39	1.46
2	B	357	GLU	C-N	5.67	1.41	1.33
2	C	463	ILE	C-N	5.67	1.40	1.33
3	E	458	TYR	C-N	5.67	1.40	1.33
2	A	61	VAL	C-N	5.67	1.41	1.33
3	E	471	GLU	C-N	5.67	1.41	1.33
1	0	6	ALA	C-N	5.67	1.41	1.33
1	1	2	GLN	C-N	5.67	1.41	1.33
2	B	260	ARG	N-CA	-5.67	1.39	1.46
3	E	335	LEU	N-CA	-5.67	1.39	1.46
2	C	280	TYR	C-N	5.67	1.41	1.33
3	E	62	ILE	N-CA	-5.67	1.39	1.46
2	C	250	PHE	CA-C	5.66	1.60	1.52
3	D	325	THR	CA-C	-5.66	1.45	1.52

*Continued on next page...*

*Continued from previous page...*

Mol	Chain	Res	Type	Atoms	Z	Observed(Å)	Ideal(Å)
10	V	45	GLU	C-N	5.66	1.42	1.33
1	7	38	SER	CA-C	-5.66	1.44	1.52
7	O	17	GLY	C-N	5.65	1.41	1.34
3	E	277	SER	CA-C	-5.65	1.45	1.53
8	T	240	SER	N-CA	-5.65	1.39	1.46
3	D	267	GLU	N-CA	-5.64	1.39	1.46
2	A	191	TRP	N-CA	-5.64	1.38	1.46
3	E	440	SER	CA-C	-5.64	1.45	1.52
14	Z	13	LEU	N-CA	-5.64	1.39	1.46
2	C	246	TYR	N-CA	-5.64	1.39	1.46
3	E	132	GLU	N-CA	-5.64	1.39	1.46
2	B	379	ALA	C-N	5.64	1.41	1.33
3	E	109	ILE	CA-C	-5.63	1.46	1.52
9	U	151	LYS	CA-C	-5.63	1.45	1.52
2	C	293	ARG	N-CA	5.63	1.52	1.46
3	D	221	GLN	CA-C	-5.63	1.45	1.53
7	O	12	LEU	C-N	5.62	1.41	1.33
2	C	490	GLU	N-CA	-5.62	1.39	1.45
3	E	429	GLY	CA-C	-5.62	1.47	1.52
4	G	200	ASP	CA-C	-5.62	1.46	1.53
10	V	159	ASP	C-N	5.62	1.38	1.33
3	F	19	ALA	C-N	5.62	1.39	1.33
2	A	11	SER	C-N	5.61	1.41	1.33
7	O	170	GLU	N-CA	-5.61	1.39	1.46
3	F	420	VAL	CA-C	5.61	1.60	1.52
8	T	187	LEU	C-N	5.61	1.41	1.33
9	U	59	LEU	C-N	5.61	1.41	1.33
1	8	37	VAL	N-CA	-5.61	1.39	1.46
2	C	164	GLY	CA-C	-5.60	1.44	1.51
3	D	122	PRO	CA-C	-5.60	1.46	1.52
3	E	474	ALA	C-O	-5.60	1.17	1.24
6	I	60	THR	C-N	5.60	1.41	1.33
8	T	168	ALA	N-CA	-5.60	1.38	1.46
2	C	355	GLU	N-CA	-5.60	1.39	1.46
3	E	257	ASN	C-N	5.60	1.40	1.34
2	B	194	GLY	CA-C	-5.60	1.44	1.51
2	C	113	LEU	CA-C	5.60	1.59	1.52
2	C	472	SER	N-CA	-5.59	1.39	1.46
3	E	376	GLU	C-N	5.59	1.41	1.33
8	T	36	VAL	N-CA	5.59	1.53	1.46
9	U	144	VAL	C-O	-5.59	1.17	1.24
3	D	237	LEU	C-N	5.59	1.41	1.33

*Continued on next page...*

*Continued from previous page...*

Mol	Chain	Res	Type	Atoms	Z	Observed(Å)	Ideal(Å)
3	E	333	THR	C-N	5.59	1.40	1.33
1	1	4	VAL	CA-C	-5.59	1.45	1.52
3	E	459	MET	C-N	5.58	1.40	1.33
3	D	262	THR	N-CA	-5.58	1.39	1.46
3	E	49	GLU	C-N	5.58	1.40	1.33
4	G	92	ALA	C-N	-5.58	1.26	1.33
4	G	229	GLU	C-N	5.58	1.40	1.33
2	A	42	ARG	N-CA	-5.58	1.39	1.46
1	2	52	ILE	N-CA	-5.58	1.39	1.46
11	W	74	ILE	N-CA	5.58	1.53	1.46
1	9	50	MET	C-N	5.58	1.41	1.33
2	C	369	VAL	N-CA	-5.57	1.39	1.46
3	D	23	VAL	N-CA	-5.57	1.39	1.46
2	C	185	ILE	C-O	-5.57	1.17	1.24
3	D	25	PHE	CA-C	-5.57	1.46	1.52
4	G	2	THR	C-N	5.57	1.41	1.33
4	G	42	LYS	N-CA	-5.57	1.39	1.46
3	D	200	GLU	N-CA	5.57	1.53	1.46
8	T	34	ILE	CA-C	-5.57	1.45	1.52
2	A	506	PHE	N-CA	-5.56	1.39	1.46
2	C	266	ALA	C-N	5.56	1.41	1.33
1	2	8	LYS	N-CA	5.56	1.52	1.46
3	D	340	SER	C-N	5.56	1.41	1.33
3	F	470	ALA	CA-C	-5.56	1.45	1.52
10	V	71	ILE	C-N	5.56	1.41	1.33
2	B	200	LYS	C-N	5.55	1.42	1.33
3	E	300	LYS	C-O	-5.55	1.16	1.24
3	D	227	GLY	N-CA	-5.55	1.38	1.45
2	B	418	GLN	CA-C	-5.55	1.45	1.52
3	F	50	VAL	CA-C	-5.55	1.46	1.52
1	8	64	PHE	C-N	5.55	1.41	1.33
2	B	157	ALA	CA-C	-5.55	1.45	1.52
3	F	109	ILE	CA-C	-5.55	1.46	1.52
13	Y	6	PRO	C-N	5.55	1.41	1.33
1	5	23	GLY	C-N	5.54	1.40	1.33
9	U	101	GLU	N-CA	-5.54	1.39	1.46
9	U	119	THR	C-N	5.54	1.41	1.34
2	A	180	VAL	CA-C	5.54	1.59	1.52
9	U	122	VAL	C-N	5.54	1.41	1.33
2	B	306	ARG	CA-C	-5.54	1.45	1.52
5	H	40	GLY	N-CA	-5.53	1.39	1.45
3	E	166	PHE	C-O	-5.53	1.17	1.24

*Continued on next page...*

*Continued from previous page...*

Mol	Chain	Res	Type	Atoms	Z	Observed(Å)	Ideal(Å)
14	Z	20	MET	C-N	5.53	1.40	1.33
14	Z	18	LEU	C-N	5.52	1.41	1.33
3	F	377	THR	CA-C	5.52	1.59	1.52
3	F	217	LEU	N-CA	-5.52	1.39	1.46
1	5	24	ILE	CA-C	5.51	1.59	1.52
1	3	45	ASP	CA-C	-5.51	1.45	1.52
2	C	71	GLY	N-CA	-5.51	1.37	1.45
3	E	323	ALA	CA-C	-5.51	1.45	1.52
2	B	27	LEU	C-N	5.51	1.41	1.33
2	B	65	ALA	C-N	5.51	1.42	1.33
2	B	426	LEU	C-N	5.51	1.40	1.33
3	F	363	VAL	CA-C	-5.51	1.45	1.52
9	U	195	GLN	N-CA	-5.51	1.39	1.46
8	T	163	THR	CA-C	-5.50	1.45	1.52
13	Y	34	SER	CA-C	-5.50	1.45	1.52
3	E	367	HIS	C-N	5.50	1.41	1.33
1	6	7	ALA	C-N	5.50	1.40	1.33
3	F	425	THR	CA-C	-5.50	1.45	1.52
1	3	54	GLY	C-N	5.50	1.41	1.33
7	O	171	LEU	C-O	-5.50	1.17	1.24
3	E	79	THR	C-N	5.50	1.40	1.33
3	F	416	GLN	CA-C	5.50	1.58	1.52
3	D	196	ASP	CA-C	-5.49	1.46	1.52
3	E	45	LYS	N-CA	-5.49	1.38	1.45
9	U	130	THR	N-CA	-5.49	1.39	1.46
12	X	4	GLN	C-N	5.49	1.41	1.33
1	4	37	VAL	C-N	5.49	1.41	1.34
8	T	203	LEU	N-CA	5.49	1.53	1.46
2	B	3	THR	N-CA	5.49	1.56	1.46
3	E	235	THR	CA-C	5.48	1.59	1.52
1	1	19	LEU	CA-C	-5.48	1.45	1.52
10	V	127	ALA	C-N	5.48	1.38	1.33
10	V	104	LYS	N-CA	5.48	1.53	1.46
3	E	275	ILE	C-O	-5.47	1.18	1.24
8	T	130	THR	CA-C	-5.47	1.46	1.52
1	9	52	ILE	N-CA	-5.47	1.40	1.46
7	O	51	PRO	C-N	5.47	1.41	1.33
2	B	237	THR	N-CA	-5.47	1.38	1.45
3	E	270	ALA	CA-C	-5.46	1.45	1.52
3	F	394	ASP	C-N	5.46	1.40	1.33
9	U	79	ASP	CA-C	5.46	1.59	1.52
2	B	506	PHE	N-CA	-5.46	1.40	1.46

*Continued on next page...*

*Continued from previous page...*

Mol	Chain	Res	Type	Atoms	Z	Observed(Å)	Ideal(Å)
3	E	123	SER	C-N	5.46	1.41	1.33
1	2	5	LEU	N-CA	-5.46	1.39	1.46
2	C	445	PRO	CA-C	-5.46	1.44	1.52
4	G	192	PRO	CA-C	-5.46	1.47	1.52
1	8	18	GLY	CA-C	-5.46	1.45	1.52
12	X	50	LEU	C-O	-5.46	1.17	1.24
3	E	224	GLU	C-N	-5.46	1.26	1.33
3	F	299	THR	CA-C	5.46	1.59	1.52
4	G	106	ASP	CA-C	5.46	1.59	1.52
1	4	15	SER	N-CA	5.46	1.52	1.46
6	I	18	ALA	C-N	5.45	1.41	1.33
9	U	77	TYR	N-CA	-5.45	1.39	1.46
2	A	86	GLU	C-N	5.45	1.40	1.33
2	C	486	ARG	CA-C	-5.45	1.45	1.52
11	W	8	LYS	N-CA	-5.44	1.38	1.46
3	D	349	ASP	CA-C	5.44	1.59	1.52
1	9	59	GLU	C-N	5.44	1.41	1.33
3	D	323	ALA	N-CA	-5.44	1.39	1.46
12	X	7	TYR	CA-C	-5.44	1.46	1.52
2	A	392	LEU	CA-C	-5.43	1.45	1.52
11	W	59	ASP	CA-C	5.43	1.60	1.52
2	B	79	GLY	CA-C	-5.43	1.45	1.51
2	C	410	SER	C-N	5.43	1.40	1.33
6	I	37	ARG	CA-C	-5.43	1.44	1.52
7	O	83	GLY	N-CA	5.43	1.53	1.45
2	A	474	LEU	N-CA	-5.43	1.39	1.46
5	H	37	GLY	CA-C	5.43	1.59	1.51
9	U	60	LEU	CA-C	-5.43	1.46	1.52
3	E	147	TYR	CA-C	-5.43	1.45	1.53
3	E	457	PHE	N-CA	-5.43	1.37	1.45
3	F	430	LYS	CA-C	-5.42	1.46	1.52
3	F	465	ASP	N-CA	-5.42	1.39	1.46
4	G	192	PRO	C-N	5.42	1.40	1.33
2	C	206	VAL	N-CA	-5.42	1.39	1.46
10	V	22	THR	C-O	-5.42	1.17	1.24
3	E	415	SER	C-N	5.42	1.41	1.33
3	F	61	THR	C-N	5.42	1.41	1.33
3	F	414	LEU	C-N	5.42	1.41	1.33
2	B	455	LEU	CA-C	-5.42	1.45	1.52
3	D	313	PRO	CA-C	-5.42	1.44	1.52
3	E	452	ILE	N-CA	-5.42	1.41	1.46
9	U	163	SER	CA-C	-5.42	1.45	1.52

*Continued on next page...*

*Continued from previous page...*

Mol	Chain	Res	Type	Atoms	Z	Observed(Å)	Ideal(Å)
1	0	21	GLY	C-N	5.42	1.41	1.34
1	1	31	ALA	N-CA	-5.41	1.39	1.46
3	D	36	ALA	CA-C	-5.41	1.46	1.52
1	4	55	PHE	N-CA	-5.41	1.40	1.46
2	B	99	VAL	CA-C	5.41	1.58	1.52
2	B	303	LEU	N-CA	-5.41	1.40	1.46
5	H	80	ASP	C-N	5.41	1.41	1.33
1	6	21	GLY	CA-C	-5.41	1.46	1.52
2	B	144	VAL	N-CA	-5.41	1.39	1.46
3	F	208	ASN	CA-C	-5.41	1.46	1.52
7	O	18	THR	C-N	5.40	1.41	1.33
2	A	458	ILE	C-O	-5.40	1.18	1.24
3	F	116	PRO	CA-C	5.40	1.58	1.52
3	F	188	GLY	N-CA	-5.40	1.38	1.45
2	A	480	GLU	CA-C	-5.40	1.45	1.52
2	C	386	LYS	C-N	5.40	1.40	1.33
3	E	447	GLY	CA-C	-5.40	1.43	1.51
4	G	255	TYR	N-CA	-5.40	1.39	1.46
1	9	26	ILE	C-N	5.39	1.41	1.33
3	F	122	PRO	C-N	5.39	1.41	1.33
3	F	410	ILE	CA-C	-5.39	1.46	1.52
3	D	159	ALA	C-N	5.39	1.40	1.32
2	A	42	ARG	CA-C	-5.39	1.46	1.52
3	D	345	TYR	CA-C	-5.38	1.47	1.52
9	U	152	ALA	C-N	5.38	1.40	1.33
7	O	28	ALA	N-CA	-5.38	1.39	1.46
3	E	462	GLY	C-N	5.38	1.40	1.33
2	B	75	ILE	N-CA	-5.38	1.39	1.46
10	V	25	THR	N-CA	-5.38	1.39	1.46
2	B	150	THR	CA-C	-5.38	1.45	1.52
2	B	188	GLN	C-N	5.38	1.41	1.33
3	F	362	VAL	C-N	5.38	1.41	1.33
4	G	194	PHE	CA-C	-5.38	1.44	1.52
3	D	96	ILE	N-CA	-5.38	1.40	1.46
2	B	84	VAL	CA-C	-5.37	1.46	1.52
2	C	65	ALA	CA-C	-5.37	1.45	1.53
3	E	455	HIS	CA-C	-5.37	1.45	1.52
1	2	27	ALA	CA-C	5.37	1.59	1.52
3	D	267	GLU	CA-C	5.37	1.59	1.52
3	F	271	LEU	C-N	5.37	1.41	1.33
1	8	66	LEU	C-N	5.37	1.41	1.33
1	3	8	LYS	CA-C	5.36	1.59	1.52

*Continued on next page...*

*Continued from previous page...*

Mol	Chain	Res	Type	Atoms	Z	Observed(Å)	Ideal(Å)
4	G	224	GLN	C-N	5.36	1.41	1.33
9	U	176	VAL	N-CA	-5.36	1.40	1.46
3	D	182	SER	CA-C	-5.36	1.46	1.52
2	B	239	SER	N-CA	-5.36	1.39	1.46
2	C	390	GLY	CA-C	-5.36	1.46	1.52
2	A	148	VAL	N-CA	-5.35	1.40	1.46
2	B	137	GLY	CA-C	-5.35	1.44	1.52
2	A	333	GLY	C-N	5.35	1.40	1.33
2	A	101	VAL	N-CA	-5.34	1.40	1.46
2	C	458	ILE	N-CA	-5.34	1.39	1.46
3	F	201	MET	CA-C	-5.34	1.45	1.52
2	A	315	SER	CA-C	-5.34	1.46	1.53
2	A	92	ARG	N-CA	-5.34	1.39	1.46
2	A	116	PRO	N-CA	-5.34	1.41	1.47
3	E	135	GLU	CA-C	-5.34	1.46	1.52
2	C	318	GLU	C-N	5.34	1.40	1.33
3	F	241	GLU	C-O	-5.34	1.17	1.24
11	W	5	ILE	CA-C	5.34	1.58	1.52
4	G	136	ASP	C-N	5.33	1.43	1.33
1	4	35	ASN	N-CA	-5.33	1.40	1.46
3	E	404	VAL	CA-C	-5.33	1.46	1.52
1	2	25	GLY	CA-C	-5.33	1.46	1.52
1	4	53	LEU	N-CA	-5.33	1.40	1.46
4	G	106	ASP	N-CA	5.33	1.52	1.46
2	C	341	PRO	N-CA	-5.33	1.40	1.47
3	D	45	LYS	C-O	-5.33	1.17	1.23
3	F	171	ILE	N-CA	-5.33	1.40	1.46
2	C	326	LEU	N-CA	-5.32	1.41	1.46
7	O	8	PRO	CA-C	5.32	1.57	1.52
2	A	374	SER	C-N	5.32	1.41	1.33
3	F	175	ALA	C-N	5.32	1.41	1.33
2	B	329	ILE	CA-C	-5.32	1.46	1.52
3	E	256	ASP	C-N	5.31	1.40	1.33
2	A	460	LEU	N-CA	5.31	1.52	1.46
2	C	12	SER	C-N	5.31	1.40	1.34
2	C	386	LYS	N-CA	-5.31	1.39	1.46
3	E	345	TYR	C-O	-5.31	1.20	1.25
3	F	356	ARG	C-N	5.31	1.41	1.33
2	A	440	THR	CA-C	-5.31	1.46	1.52
9	U	189	PHE	N-CA	-5.31	1.40	1.46
1	3	55	PHE	C-N	5.30	1.40	1.33
2	C	35	ALA	CA-C	-5.30	1.45	1.52

*Continued on next page...*

*Continued from previous page...*

Mol	Chain	Res	Type	Atoms	Z	Observed(Å)	Ideal(Å)
3	D	385	GLN	N-CA	-5.30	1.39	1.46
3	D	150	GLY	CA-C	-5.30	1.44	1.51
3	E	22	ASP	N-CA	-5.30	1.39	1.46
3	F	72	ARG	C-N	5.30	1.40	1.33
1	9	6	ALA	CA-C	5.30	1.59	1.52
2	A	328	VAL	C-N	5.30	1.41	1.33
2	C	373	VAL	C-O	-5.30	1.18	1.23
7	O	171	LEU	CA-C	-5.30	1.45	1.52
3	D	203	GLU	C-N	5.29	1.41	1.33
3	D	269	SER	N-CA	-5.29	1.40	1.46
2	C	389	ALA	CA-C	-5.29	1.46	1.52
5	H	118	ARG	N-CA	5.29	1.56	1.46
9	U	173	ALA	CA-C	-5.29	1.46	1.52
1	4	2	GLN	CA-C	-5.29	1.46	1.52
2	C	395	PHE	CA-C	-5.29	1.46	1.52
2	B	179	ALA	C-N	5.28	1.40	1.33
2	C	177	LYS	N-CA	5.28	1.52	1.46
2	B	243	PRO	C-N	5.28	1.41	1.33
10	V	152	MET	CA-C	-5.28	1.45	1.52
3	D	336	SER	C-N	5.28	1.40	1.33
2	A	227	ALA	C-N	5.28	1.41	1.33
2	C	336	VAL	CA-C	-5.28	1.46	1.52
2	B	434	GLN	CA-C	-5.28	1.46	1.52
3	D	404	VAL	N-CA	5.28	1.52	1.46
10	V	32	PHE	N-CA	-5.27	1.40	1.46
1	4	7	ALA	C-N	5.27	1.40	1.33
2	A	106	LEU	CA-C	-5.27	1.46	1.52
2	A	267	LEU	C-O	-5.27	1.17	1.23
2	A	337	SER	C-N	5.27	1.40	1.33
9	U	79	ASP	N-CA	-5.27	1.40	1.46
3	F	129	THR	N-CA	-5.27	1.39	1.46
1	0	25	GLY	N-CA	-5.26	1.39	1.45
2	B	64	MET	CA-C	5.26	1.60	1.53
1	1	46	THR	CA-C	5.26	1.59	1.52
1	6	72	LEU	C-N	5.26	1.40	1.33
10	V	6	ALA	CA-C	5.26	1.59	1.52
4	G	125	ASN	C-N	5.26	1.39	1.33
3	E	161	VAL	N-CA	-5.26	1.39	1.46
2	A	251	THR	CA-C	5.25	1.59	1.52
8	T	202	ASN	C-N	5.25	1.41	1.33
8	T	74	LYS	C-O	-5.25	1.17	1.24
1	5	66	LEU	N-CA	-5.25	1.40	1.46

*Continued on next page...*

*Continued from previous page...*

Mol	Chain	Res	Type	Atoms	Z	Observed(Å)	Ideal(Å)
2	B	405	PHE	C-N	5.25	1.41	1.33
4	G	176	GLU	C-N	5.25	1.40	1.33
4	G	198	GLU	C-N	5.25	1.36	1.33
3	F	389	ALA	C-N	5.24	1.40	1.33
1	6	58	SER	C-N	5.24	1.40	1.33
3	F	91	THR	CA-C	-5.24	1.45	1.52
3	F	48	LEU	N-CA	-5.24	1.39	1.46
2	A	414	ALA	CA-C	-5.24	1.46	1.52
2	B	3	THR	C-N	5.23	1.39	1.33
2	C	46	LEU	CA-C	-5.23	1.46	1.53
2	B	279	ALA	CA-C	-5.23	1.46	1.52
3	E	435	LYS	C-N	5.22	1.40	1.33
4	G	12	SER	CA-C	-5.22	1.46	1.52
3	F	198	TYR	CA-C	-5.22	1.46	1.52
10	V	158	TRP	N-CA	-5.22	1.39	1.46
3	E	417	PRO	N-CA	5.22	1.53	1.47
4	G	107	ILE	CA-C	-5.22	1.46	1.52
9	U	66	THR	C-N	5.22	1.40	1.33
10	V	16	ILE	C-N	5.21	1.41	1.33
1	1	16	THR	C-N	5.21	1.40	1.34
3	E	228	ALA	CA-C	-5.21	1.46	1.52
11	W	4	LEU	C-N	5.21	1.39	1.33
2	C	184	THR	CA-C	-5.21	1.46	1.52
1	6	44	LYS	N-CA	-5.21	1.40	1.46
3	D	11	GLY	CA-C	-5.21	1.46	1.51
3	E	78	ASP	N-CA	-5.21	1.39	1.46
5	H	51	GLN	CA-C	-5.21	1.46	1.52
7	O	146	LEU	C-N	5.21	1.39	1.33
2	A	257	GLU	C-N	5.20	1.40	1.33
4	G	143	SER	CA-C	-5.20	1.46	1.52
8	T	82	TRP	C-N	5.20	1.40	1.33
2	B	22	SER	C-O	-5.20	1.17	1.24
1	3	51	ALA	N-CA	-5.20	1.40	1.46
2	A	220	GLN	C-N	5.20	1.40	1.33
3	F	132	GLU	C-N	5.20	1.40	1.33
2	A	90	VAL	CA-C	-5.20	1.46	1.52
14	Z	12	GLN	C-N	5.20	1.41	1.34
1	4	34	ILE	C-N	5.19	1.40	1.33
3	F	99	ILE	C-N	5.19	1.39	1.33
3	F	337	ARG	CA-C	-5.19	1.46	1.52
13	Y	24	TYR	C-N	5.19	1.41	1.33
2	A	124	ASP	C-N	5.19	1.40	1.33

*Continued on next page...*

*Continued from previous page...*

Mol	Chain	Res	Type	Atoms	Z	Observed(Å)	Ideal(Å)
2	B	293	ARG	C-N	5.19	1.40	1.33
8	T	154	LEU	N-CA	-5.19	1.40	1.46
2	A	259	PHE	CA-C	5.18	1.59	1.52
2	B	270	TYR	C-N	5.18	1.40	1.33
2	C	432	GLN	N-CA	-5.18	1.40	1.46
3	E	289	MET	C-N	5.18	1.40	1.33
3	F	15	ALA	CA-C	-5.18	1.46	1.52
2	A	165	GLN	N-CA	-5.18	1.39	1.45
2	C	49	ILE	C-N	5.18	1.40	1.33
3	F	123	SER	C-N	5.18	1.40	1.33
4	G	76	ALA	N-CA	-5.17	1.39	1.45
5	H	45	HIS	CA-C	-5.17	1.46	1.52
8	T	150	THR	N-CA	-5.17	1.40	1.46
3	E	371	ALA	C-N	5.17	1.40	1.33
3	E	472	LYS	CA-C	-5.17	1.46	1.52
3	F	274	ARG	C-N	5.17	1.39	1.33
3	D	137	GLY	N-CA	5.16	1.52	1.45
3	F	51	ALA	C-N	5.16	1.39	1.33
2	C	271	ASP	CA-C	-5.16	1.46	1.52
7	O	179	SER	C-N	5.16	1.40	1.33
11	W	29	HIS	N-CA	5.16	1.53	1.46
1	9	74	PHE	N-CA	-5.16	1.40	1.46
2	A	468	SER	C-N	5.16	1.41	1.33
8	T	155	VAL	CA-C	5.16	1.56	1.52
3	D	335	LEU	C-N	5.15	1.40	1.33
2	B	264	LYS	N-CA	-5.15	1.39	1.45
9	U	200	GLU	C-N	5.15	1.40	1.33
2	A	288	ARG	CA-C	-5.15	1.46	1.53
2	B	456	ASP	CA-C	-5.15	1.46	1.52
4	G	253	ILE	CA-C	5.15	1.59	1.52
2	A	284	SER	N-CA	-5.15	1.40	1.46
3	E	57	ASN	CA-C	-5.14	1.46	1.53
3	F	135	GLU	CA-C	-5.14	1.46	1.52
4	G	48	GLU	CA-C	-5.14	1.46	1.52
8	T	65	ILE	N-CA	-5.14	1.40	1.46
3	E	376	GLU	N-CA	5.14	1.52	1.46
3	F	82	PRO	CA-C	-5.14	1.46	1.52
2	A	338	ALA	C-N	5.14	1.40	1.33
2	A	356	ALA	N-CA	-5.14	1.40	1.46
2	C	46	LEU	C-N	5.14	1.41	1.33
6	I	57	THR	C-N	5.14	1.39	1.33
12	X	16	LEU	N-CA	-5.14	1.39	1.45

*Continued on next page...*

*Continued from previous page...*

Mol	Chain	Res	Type	Atoms	Z	Observed(Å)	Ideal(Å)
2	B	341	PRO	CA-C	-5.14	1.44	1.52
5	H	76	THR	CA-C	-5.14	1.47	1.52
2	C	164	GLY	C-N	5.14	1.40	1.33
3	D	464	GLU	N-CA	-5.14	1.40	1.46
2	B	492	SER	C-N	5.13	1.40	1.33
3	D	219	PHE	C-N	5.13	1.41	1.33
1	4	3	LEU	C-O	-5.13	1.18	1.24
2	C	385	LEU	CA-C	-5.13	1.45	1.52
3	E	420	VAL	C-N	5.13	1.41	1.33
1	5	74	PHE	CA-C	-5.13	1.45	1.52
2	C	34	LEU	C-N	5.13	1.40	1.33
3	D	378	LEU	N-CA	5.13	1.52	1.46
3	D	449	TYR	N-CA	-5.13	1.38	1.46
2	C	201	LEU	CA-C	-5.13	1.46	1.52
3	D	283	PRO	N-CA	-5.13	1.41	1.47
8	T	236	ILE	CA-C	-5.13	1.47	1.52
10	V	104	LYS	C-N	5.13	1.40	1.33
1	3	59	GLU	CA-C	-5.12	1.46	1.52
3	E	124	PHE	C-N	5.12	1.41	1.33
4	G	111	GLY	N-CA	-5.12	1.38	1.45
2	C	106	LEU	C-N	5.12	1.39	1.33
3	D	194	GLY	CA-C	-5.12	1.45	1.52
12	X	21	LEU	C-O	-5.12	1.18	1.24
3	E	102	PRO	C-N	5.11	1.38	1.33
3	F	105	GLU	CA-C	-5.11	1.46	1.53
2	A	291	PRO	N-CA	5.11	1.53	1.47
2	B	404	ALA	C-N	5.11	1.40	1.33
2	B	322	SER	N-CA	-5.11	1.40	1.46
3	F	339	ILE	N-CA	-5.11	1.40	1.46
10	V	34	LYS	C-N	5.11	1.40	1.33
3	D	278	ALA	N-CA	-5.11	1.39	1.46
1	1	69	SER	C-O	-5.10	1.18	1.24
4	G	206	PRO	N-CA	-5.10	1.41	1.47
2	A	91	LYS	C-N	5.10	1.40	1.33
2	A	246	TYR	CA-C	-5.10	1.46	1.52
3	E	228	ALA	N-CA	-5.09	1.40	1.46
3	E	364	GLY	N-CA	-5.09	1.38	1.45
2	B	488	LYS	CA-C	-5.09	1.46	1.52
1	4	48	PHE	C-N	5.09	1.40	1.34
2	B	89	LEU	C-N	5.09	1.40	1.33
2	B	484	GLU	C-N	5.09	1.40	1.33
2	B	21	VAL	CA-C	-5.09	1.46	1.52

*Continued on next page...*

*Continued from previous page...*

Mol	Chain	Res	Type	Atoms	Z	Observed(Å)	Ideal(Å)
2	A	166	ARG	N-CA	-5.08	1.40	1.46
7	O	151	LYS	C-N	5.08	1.40	1.33
3	E	131	ALA	N-CA	-5.08	1.39	1.46
3	E	401	LYS	C-N	5.08	1.40	1.33
2	B	481	LEU	C-N	5.08	1.40	1.33
11	W	76	PHE	CA-C	-5.08	1.47	1.53
2	C	55	VAL	N-CA	-5.07	1.40	1.46
3	D	186	GLY	N-CA	-5.07	1.38	1.45
7	O	74	ILE	CA-C	5.07	1.59	1.52
7	O	87	ASN	C-N	5.07	1.40	1.33
1	1	23	GLY	CA-C	-5.07	1.46	1.52
7	O	13	PHE	N-CA	5.07	1.52	1.46
8	T	33	THR	C-N	5.07	1.40	1.33
4	G	215	ALA	N-CA	-5.07	1.39	1.46
5	H	64	ASN	CA-C	-5.06	1.46	1.52
9	U	170	ARG	C-N	-5.06	1.27	1.33
3	E	367	HIS	N-CA	-5.06	1.40	1.46
6	I	39	GLN	CA-C	-5.06	1.46	1.52
11	W	22	LYS	C-O	-5.06	1.18	1.24
1	2	45	ASP	C-N	5.06	1.40	1.33
1	9	70	PHE	CA-C	-5.06	1.46	1.52
3	E	62	ILE	C-N	5.05	1.40	1.33
2	B	34	LEU	C-N	5.05	1.40	1.33
2	B	453	GLY	N-CA	-5.05	1.38	1.45
3	F	71	VAL	CA-C	-5.05	1.46	1.52
4	G	272	THR	C-N	5.05	1.40	1.33
2	B	91	LYS	C-N	5.05	1.40	1.33
2	C	23	ASP	C-N	5.05	1.41	1.33
4	G	202	ASP	C-N	5.05	1.41	1.33
7	O	59	ASN	CA-C	-5.05	1.47	1.52
10	V	118	GLN	C-N	5.05	1.40	1.33
2	B	290	PRO	N-CA	5.04	1.52	1.46
2	C	288	ARG	CA-C	-5.04	1.46	1.53
3	F	47	VAL	C-O	-5.04	1.18	1.24
7	O	76	GLU	C-N	5.04	1.40	1.33
2	C	436	SER	N-CA	-5.04	1.40	1.46
3	D	162	GLY	C-N	5.04	1.40	1.33
3	E	340	SER	CA-C	-5.04	1.46	1.52
4	G	193	SER	C-N	5.04	1.40	1.33
2	A	37	GLY	N-CA	-5.03	1.40	1.45
1	5	39	ARG	CA-C	5.03	1.59	1.52
1	4	46	THR	C-N	5.03	1.40	1.33

*Continued on next page...*

*Continued from previous page...*

Mol	Chain	Res	Type	Atoms	Z	Observed(Å)	Ideal(Å)
2	A	160	PRO	C-N	5.03	1.41	1.33
3	E	105	GLU	N-CA	-5.03	1.39	1.46
4	G	77	ILE	C-N	5.03	1.40	1.33
1	3	44	LYS	C-N	5.02	1.40	1.33
3	D	175	ALA	CA-C	-5.02	1.46	1.52
1	3	35	ASN	C-O	-5.02	1.18	1.24
2	B	199	LYS	N-CA	-5.02	1.39	1.46
2	C	191	TRP	CA-C	-5.02	1.46	1.52
2	C	282	GLN	N-CA	-5.02	1.40	1.46
4	G	44	MET	C-N	5.02	1.40	1.33
12	X	43	GLU	CA-C	5.02	1.58	1.52
1	0	51	ALA	C-N	5.02	1.40	1.33
3	E	192	ARG	C-N	5.02	1.40	1.33
9	U	87	LYS	C-N	5.02	1.40	1.33
2	B	21	VAL	N-CA	-5.02	1.40	1.46
3	D	198	TYR	C-N	5.02	1.40	1.33
2	B	360	TYR	C-N	5.01	1.40	1.33
2	C	380	ALA	N-CA	-5.01	1.40	1.46
2	C	435	TYR	C-N	5.01	1.40	1.33
3	D	437	THR	CA-C	-5.01	1.46	1.52
3	E	14	THR	C-N	5.01	1.39	1.33
3	F	178	HIS	N-CA	5.01	1.52	1.45
1	8	71	LEU	N-CA	-5.01	1.40	1.46
1	9	67	MET	C-N	5.01	1.40	1.33
2	B	454	HIS	CA-C	-5.01	1.45	1.52
3	D	31	PRO	C-N	5.01	1.40	1.33
3	E	101	GLU	CA-C	-5.01	1.47	1.52
3	E	199	ARG	C-N	5.00	1.40	1.33
2	C	293	ARG	CA-C	-5.00	1.46	1.52
2	B	218	LEU	C-N	5.00	1.40	1.33
3	D	154	GLY	C-N	5.00	1.40	1.33
3	E	443	ALA	CA-C	-5.00	1.46	1.52

All (2258) bond angle outliers are listed below:

Mol	Chain	Res	Type	Atoms	Z	Observed(°)	Ideal(°)
1	7	29	VAL	CA-C-O	-14.15	106.17	121.17
3	D	103	ILE	N-CA-C	-13.90	99.56	112.90
1	4	61	THR	CA-C-N	13.18	134.57	119.94
1	4	61	THR	C-N-CA	13.18	134.57	119.94
3	F	74	GLU	CA-C-N	12.32	138.20	120.71
3	F	74	GLU	C-N-CA	12.32	138.20	120.71

*Continued on next page...*

*Continued from previous page...*

Mol	Chain	Res	Type	Atoms	Z	Observed(°)	Ideal(°)
3	D	472	LYS	N-CA-C	12.24	124.62	111.28
4	G	198	GLU	CA-C-N	11.98	133.95	121.97
4	G	198	GLU	C-N-CA	11.98	133.95	121.97
1	7	61	THR	CA-C-N	11.94	133.24	119.98
1	7	61	THR	C-N-CA	11.94	133.24	119.98
2	A	120	LYS	N-CA-C	-11.87	96.41	110.41
2	B	422	ARG	CA-C-N	11.86	133.14	119.98
2	B	422	ARG	C-N-CA	11.86	133.14	119.98
3	F	121	PRO	CA-C-O	-11.82	112.39	120.90
2	C	29	GLU	CA-C-N	10.96	141.43	121.70
2	C	29	GLU	C-N-CA	10.96	141.43	121.70
4	G	20	THR	CA-C-N	10.79	134.46	120.44
4	G	20	THR	C-N-CA	10.79	134.46	120.44
8	T	30	SER	CA-C-N	10.74	135.54	120.29
8	T	30	SER	C-N-CA	10.74	135.54	120.29
2	B	139	LEU	CA-C-O	-10.66	108.56	118.79
3	F	226	PRO	CA-C-N	10.56	131.70	119.98
3	F	226	PRO	C-N-CA	10.56	131.70	119.98
2	B	427	THR	CA-C-N	10.46	136.21	120.31
2	B	427	THR	C-N-CA	10.46	136.21	120.31
3	E	468	ALA	O-C-N	-10.46	111.03	122.12
2	C	248	ALA	CA-C-O	-10.44	108.50	118.73
9	U	100	VAL	N-CA-C	10.40	121.23	110.62
1	4	27	ALA	N-CA-C	10.28	122.56	111.36
3	E	150	GLY	CA-C-N	10.22	129.81	120.10
3	E	150	GLY	C-N-CA	10.22	129.81	120.10
1	8	17	ILE	CA-C-N	9.87	131.08	120.03
1	8	17	ILE	C-N-CA	9.87	131.08	120.03
4	G	187	THR	CA-C-N	9.86	132.98	120.56
4	G	187	THR	C-N-CA	9.86	132.98	120.56
3	F	403	THR	CA-C-N	9.80	133.89	120.46
3	F	403	THR	C-N-CA	9.80	133.89	120.46
8	T	150	THR	N-CA-C	-9.79	99.40	108.22
3	D	464	GLU	CA-C-N	9.73	133.32	120.28
3	D	464	GLU	C-N-CA	9.73	133.32	120.28
2	C	323	LEU	N-CA-C	-9.72	92.12	108.26
2	A	455	LEU	N-CA-C	-9.68	101.63	112.57
4	G	26	VAL	CA-C-N	9.67	133.23	120.28
4	G	26	VAL	C-N-CA	9.67	133.23	120.28
2	C	366	ALA	CA-C-N	9.64	133.45	120.63
2	C	366	ALA	C-N-CA	9.64	133.45	120.63
3	D	30	LEU	CA-C-N	9.61	129.44	120.21

*Continued on next page...*

*Continued from previous page...*

Mol	Chain	Res	Type	Atoms	Z	Observed(°)	Ideal(°)
3	D	30	LEU	C-N-CA	9.61	129.44	120.21
2	A	465	GLU	CA-C-N	9.55	133.07	120.28
2	A	465	GLU	C-N-CA	9.55	133.07	120.28
1	3	47	VAL	N-CA-C	9.49	120.30	110.72
1	2	17	ILE	CA-C-N	9.45	131.95	120.14
1	2	17	ILE	C-N-CA	9.45	131.95	120.14
3	F	329	LEU	CA-C-N	9.42	132.90	120.28
3	F	329	LEU	C-N-CA	9.42	132.90	120.28
1	4	18	GLY	CA-C-N	9.34	133.73	120.28
1	4	18	GLY	C-N-CA	9.34	133.73	120.28
2	A	422	ARG	CA-C-N	9.34	130.30	119.94
2	A	422	ARG	C-N-CA	9.34	130.30	119.94
1	5	44	LYS	N-CA-C	9.30	122.59	111.33
1	6	34	ILE	CA-C-N	9.26	132.47	120.44
1	6	34	ILE	C-N-CA	9.26	132.47	120.44
2	A	480	GLU	CA-C-O	9.23	130.34	120.55
1	4	17	ILE	CA-C-N	9.22	131.66	120.14
1	4	17	ILE	C-N-CA	9.22	131.66	120.14
3	F	218	VAL	N-CA-C	-9.21	91.25	107.18
1	9	23	GLY	CA-C-N	9.11	133.36	120.42
1	9	23	GLY	C-N-CA	9.11	133.36	120.42
10	V	67	VAL	N-CA-C	-9.09	105.07	113.71
3	D	399	GLN	N-CA-C	9.06	121.16	111.28
6	I	55	GLU	CA-C-O	-9.06	111.47	119.72
1	5	47	VAL	CA-C-N	9.05	132.38	120.26
1	5	47	VAL	C-N-CA	9.05	132.38	120.26
3	D	160	GLY	N-CA-C	-9.00	101.24	116.01
3	E	364	GLY	N-CA-C	-8.99	101.60	112.48
1	9	18	GLY	CA-C-N	8.98	133.22	120.28
1	9	18	GLY	C-N-CA	8.98	133.22	120.28
5	H	111	ASN	N-CA-C	8.94	121.03	111.28
4	G	101	ASP	N-CA-C	-8.94	102.39	113.38
1	7	16	THR	CA-C-N	8.90	132.65	120.46
1	7	16	THR	C-N-CA	8.90	132.65	120.46
10	V	163	TYR	N-CA-C	-8.86	102.48	113.38
3	D	11	GLY	O-C-N	-8.85	115.33	123.56
4	G	240	ALA	CA-C-O	-8.82	111.56	120.82
1	5	33	LEU	CA-C-O	-8.82	111.56	120.82
4	G	102	GLN	CA-C-N	8.80	130.84	119.84
4	G	102	GLN	C-N-CA	8.80	130.84	119.84
11	W	19	PRO	CA-C-N	8.80	132.07	120.28
11	W	19	PRO	C-N-CA	8.80	132.07	120.28

*Continued on next page...*

*Continued from previous page...*

Mol	Chain	Res	Type	Atoms	Z	Observed(°)	Ideal(°)
1	0	61	THR	CA-C-N	8.78	129.66	120.00
1	0	61	THR	C-N-CA	8.78	129.66	120.00
1	9	24	ILE	CA-C-N	8.78	129.69	119.94
1	9	24	ILE	C-N-CA	8.78	129.69	119.94
1	5	37	VAL	CA-C-O	-8.77	111.55	120.85
2	A	96	ILE	CA-C-O	-8.76	112.40	122.13
1	5	8	LYS	O-C-N	8.73	131.07	122.07
12	X	2	VAL	CA-C-N	8.71	131.54	120.56
12	X	2	VAL	C-N-CA	8.71	131.54	120.56
1	9	6	ALA	CA-C-N	8.71	131.94	120.28
1	9	6	ALA	C-N-CA	8.71	131.94	120.28
10	V	160	VAL	N-CA-C	-8.68	98.95	107.55
1	0	25	GLY	CA-C-N	8.63	131.43	120.56
1	0	25	GLY	C-N-CA	8.63	131.43	120.56
1	3	61	THR	CA-C-N	8.61	129.54	119.98
1	3	61	THR	C-N-CA	8.61	129.54	119.98
8	T	122	SER	CA-C-N	8.61	134.07	120.47
8	T	122	SER	C-N-CA	8.61	134.07	120.47
1	9	54	GLY	CA-C-N	8.58	131.59	120.44
1	9	54	GLY	C-N-CA	8.58	131.59	120.44
2	B	61	VAL	N-CA-C	-8.55	95.73	108.46
3	E	148	ALA	CA-C-N	8.54	133.29	120.31
3	E	148	ALA	C-N-CA	8.54	133.29	120.31
3	F	139	LYS	N-CA-C	8.53	120.58	111.28
3	D	258	ILE	N-CA-C	-8.50	104.41	112.83
4	G	254	LEU	CA-C-N	8.49	131.66	120.28
4	G	254	LEU	C-N-CA	8.49	131.66	120.28
2	A	37	GLY	CA-C-O	8.49	129.13	121.66
3	D	347	ALA	CA-C-O	8.48	129.28	119.35
2	C	121	GLY	CA-C-N	8.48	129.00	119.93
2	C	121	GLY	C-N-CA	8.48	129.00	119.93
3	D	294	GLU	N-CA-C	-8.48	101.39	112.41
1	2	15	SER	CA-C-N	8.43	132.42	120.28
1	2	15	SER	C-N-CA	8.43	132.42	120.28
2	C	233	ILE	CA-C-N	8.40	133.21	122.37
2	C	233	ILE	C-N-CA	8.40	133.21	122.37
2	B	421	VAL	N-CA-C	8.39	119.18	110.62
2	B	389	ALA	CA-C-N	8.38	129.42	120.03
2	B	389	ALA	C-N-CA	8.38	129.42	120.03
7	O	39	SER	N-CA-C	8.35	120.46	111.36
3	E	396	LEU	CA-C-N	8.34	134.03	120.94
3	E	396	LEU	C-N-CA	8.34	134.03	120.94

*Continued on next page...*

*Continued from previous page...*

Mol	Chain	Res	Type	Atoms	Z	Observed(°)	Ideal(°)
3	D	298	THR	N-CA-C	-8.32	95.72	108.96
2	A	242	ALA	CA-C-O	-8.31	110.28	118.34
2	C	122	PRO	CA-C-N	8.31	131.68	120.63
2	C	122	PRO	C-N-CA	8.31	131.68	120.63
4	G	274	ALA	CA-C-N	8.29	131.72	120.44
4	G	274	ALA	C-N-CA	8.29	131.72	120.44
2	A	280	TYR	CA-C-N	8.27	131.19	120.44
2	A	280	TYR	C-N-CA	8.27	131.19	120.44
11	W	6	PRO	N-CA-C	8.27	120.79	110.70
2	B	73	VAL	N-CA-C	-8.25	98.00	108.89
2	B	290	PRO	O-C-N	8.24	125.10	121.31
4	G	85	GLY	CA-C-O	-8.22	114.11	122.25
6	I	44	TYR	N-CA-C	-8.22	96.09	108.99
3	E	206	VAL	N-CA-C	-8.20	103.28	110.74
3	F	289	MET	CA-C-N	8.19	129.07	119.98
3	F	289	MET	C-N-CA	8.19	129.07	119.98
8	T	146	VAL	CA-C-N	8.19	128.28	119.28
8	T	146	VAL	C-N-CA	8.19	128.28	119.28
2	A	324	THR	N-CA-C	-8.18	98.35	110.46
7	O	56	LEU	CA-C-O	8.17	128.91	119.18
2	C	135	ALA	CA-C-O	-8.17	113.25	120.60
3	D	250	ASP	O-C-N	-8.14	113.77	122.96
1	0	62	GLY	CA-C-O	-8.12	112.05	120.66
1	4	44	LYS	CA-C-O	-8.12	110.93	120.10
2	A	138	ILE	CA-C-O	8.12	129.25	120.57
1	8	35	ASN	CA-C-N	8.11	128.94	119.94
1	8	35	ASN	C-N-CA	8.11	128.94	119.94
2	A	463	ILE	O-C-N	8.08	129.71	121.87
2	C	268	ILE	CA-C-O	8.06	128.86	120.39
3	D	69	GLY	CA-C-O	-8.06	110.02	118.97
1	2	60	ALA	N-CA-C	8.05	120.06	111.28
3	E	41	THR	CA-C-O	-8.04	112.94	120.34
4	G	87	ILE	CA-C-N	8.03	131.04	120.28
4	G	87	ILE	C-N-CA	8.03	131.04	120.28
1	9	48	PHE	CA-C-O	-8.03	110.86	118.73
3	E	65	ASP	CA-C-N	8.02	127.72	120.10
3	E	65	ASP	C-N-CA	8.02	127.72	120.10
2	B	457	GLY	CA-C-N	8.01	131.87	120.98
2	B	457	GLY	C-N-CA	8.01	131.87	120.98
3	D	367	HIS	CA-C-N	8.01	131.66	120.29
3	D	367	HIS	C-N-CA	8.01	131.66	120.29
5	H	16	LEU	N-CA-C	-8.01	98.93	108.14

*Continued on next page...*

*Continued from previous page...*

Mol	Chain	Res	Type	Atoms	Z	Observed(°)	Ideal(°)
3	E	81	GLY	CA-C-N	7.98	128.00	119.78
3	E	81	GLY	C-N-CA	7.98	128.00	119.78
3	D	11	GLY	CA-C-O	7.97	130.06	121.37
7	O	30	ASN	N-CA-C	-7.97	104.08	113.88
2	B	507	VAL	CA-C-N	7.97	131.60	120.29
2	B	507	VAL	C-N-CA	7.97	131.60	120.29
1	2	52	ILE	CA-C-N	7.95	130.78	120.44
1	2	52	ILE	C-N-CA	7.95	130.78	120.44
13	Y	9	ILE	CA-C-O	7.95	125.66	119.46
2	A	217	GLN	CA-C-N	7.95	130.94	120.28
2	A	217	GLN	C-N-CA	7.95	130.94	120.28
2	B	259	PHE	CA-C-N	7.95	131.57	120.29
2	B	259	PHE	C-N-CA	7.95	131.57	120.29
4	G	172	SER	CA-C-O	-7.94	108.73	119.05
3	D	312	VAL	CA-C-N	7.94	129.76	119.84
3	D	312	VAL	C-N-CA	7.94	129.76	119.84
3	D	211	GLY	CA-C-N	7.93	132.72	120.75
3	D	211	GLY	C-N-CA	7.93	132.72	120.75
1	4	18	GLY	CA-C-O	7.92	128.96	120.40
1	7	45	ASP	CA-C-N	7.92	131.54	120.29
1	7	45	ASP	C-N-CA	7.92	131.54	120.29
7	O	81	LEU	N-CA-C	-7.92	103.18	112.92
8	T	199	MET	N-CA-C	-7.91	103.63	112.57
1	3	18	GLY	CA-C-N	7.89	131.64	120.28
1	3	18	GLY	C-N-CA	7.89	131.64	120.28
2	C	419	THR	N-CA-C	-7.89	102.68	111.28
5	H	40	GLY	CA-C-O	-7.89	114.71	121.57
1	9	15	SER	CA-C-N	7.88	131.63	120.28
1	9	15	SER	C-N-CA	7.88	131.63	120.28
3	D	427	ILE	CA-C-O	-7.88	113.20	119.98
9	U	54	ASP	N-CA-C	-7.84	101.12	111.24
1	8	41	PRO	O-C-N	-7.83	112.07	122.64
1	0	17	ILE	CA-C-N	7.83	129.93	120.14
1	0	17	ILE	C-N-CA	7.83	129.93	120.14
10	V	160	VAL	CA-C-O	-7.83	113.30	119.25
1	3	12	ALA	CA-C-N	7.82	128.62	119.94
1	3	12	ALA	C-N-CA	7.82	128.62	119.94
2	B	496	LEU	CA-C-N	7.82	131.40	120.29
2	B	496	LEU	C-N-CA	7.82	131.40	120.29
2	C	403	ALA	CA-C-O	-7.82	109.61	119.31
1	4	48	PHE	CA-C-N	7.82	127.48	119.19
1	4	48	PHE	C-N-CA	7.82	127.48	119.19

*Continued on next page...*

*Continued from previous page...*

Mol	Chain	Res	Type	Atoms	Z	Observed(°)	Ideal(°)
4	G	227	ALA	CA-C-N	7.80	131.37	120.29
4	G	227	ALA	C-N-CA	7.80	131.37	120.29
9	U	182	SER	CA-C-O	-7.80	112.15	120.42
2	C	60	GLY	CA-C-N	7.79	131.18	120.35
2	C	60	GLY	C-N-CA	7.79	131.18	120.35
1	3	47	VAL	CA-C-N	7.78	129.82	120.09
1	3	47	VAL	C-N-CA	7.78	129.82	120.09
4	G	17	GLU	N-CA-C	7.78	119.40	111.07
2	B	302	TYR	CA-C-N	7.76	130.53	120.44
2	B	302	TYR	C-N-CA	7.76	130.53	120.44
2	B	445	PRO	CA-C-N	7.76	131.30	120.29
2	B	445	PRO	C-N-CA	7.76	131.30	120.29
1	6	72	LEU	CA-C-N	7.75	130.51	120.44
1	6	72	LEU	C-N-CA	7.75	130.51	120.44
2	B	26	ASN	N-CA-C	-7.75	103.41	113.17
3	E	121	PRO	N-CA-C	7.73	120.13	110.70
1	7	29	VAL	O-C-N	7.73	129.48	121.91
2	C	318	GLU	N-CA-C	-7.72	103.86	113.28
4	G	216	ASN	N-CA-C	7.72	119.70	111.28
8	T	148	ALA	CA-C-N	7.71	128.17	120.31
8	T	148	ALA	C-N-CA	7.71	128.17	120.31
3	D	192	ARG	CA-C-N	7.71	131.38	120.28
3	D	192	ARG	C-N-CA	7.71	131.38	120.28
1	9	64	PHE	CA-C-N	7.71	130.60	120.28
1	9	64	PHE	C-N-CA	7.71	130.60	120.28
9	U	115	ASN	CA-C-N	7.70	131.39	120.53
9	U	115	ASN	C-N-CA	7.70	131.39	120.53
2	B	221	THR	N-CA-C	-7.70	102.89	111.28
2	A	296	TYR	N-CA-C	-7.69	99.40	110.40
3	D	275	ILE	CA-C-O	7.69	126.60	119.98
3	F	107	GLY	CA-C-N	7.69	128.16	119.93
3	F	107	GLY	C-N-CA	7.69	128.16	119.93
10	V	142	LYS	CA-C-N	7.69	128.66	120.12
10	V	142	LYS	C-N-CA	7.69	128.66	120.12
2	C	390	GLY	CA-C-N	7.68	130.57	120.28
2	C	390	GLY	C-N-CA	7.68	130.57	120.28
4	G	229	GLU	N-CA-C	7.68	119.29	111.07
3	D	302	GLY	O-C-N	-7.68	115.15	123.29
1	5	12	ALA	CA-C-N	7.68	128.46	119.94
1	5	12	ALA	C-N-CA	7.68	128.46	119.94
7	O	122	THR	N-CA-C	-7.67	96.64	108.76
3	F	284	THR	N-CA-C	-7.67	103.23	112.59

*Continued on next page...*

*Continued from previous page...*

Mol	Chain	Res	Type	Atoms	Z	Observed(°)	Ideal(°)
3	D	45	LYS	N-CA-C	-7.65	97.69	109.24
3	D	120	ASP	CA-C-N	7.65	128.25	120.38
3	D	120	ASP	C-N-CA	7.65	128.25	120.38
1	1	61	THR	CA-C-N	7.64	128.46	119.98
1	1	61	THR	C-N-CA	7.64	128.46	119.98
1	8	24	ILE	CA-C-N	7.64	128.42	119.94
1	8	24	ILE	C-N-CA	7.64	128.42	119.94
1	0	5	LEU	CA-C-N	7.63	130.50	120.28
1	0	5	LEU	C-N-CA	7.63	130.50	120.28
2	B	234	VAL	N-CA-C	-7.63	97.49	108.17
2	A	372	SER	CA-C-O	7.62	128.69	120.38
1	9	73	LEU	CA-C-N	7.62	131.10	120.29
1	9	73	LEU	C-N-CA	7.62	131.10	120.29
2	A	118	ASP	N-CA-C	-7.62	94.58	110.80
7	O	93	SER	O-C-N	7.62	130.19	122.12
4	G	99	LEU	N-CA-C	-7.61	103.57	112.92
3	F	425	THR	N-CA-C	-7.60	97.76	109.24
3	E	102	PRO	CA-C-N	-7.59	113.55	122.36
3	E	102	PRO	C-N-CA	-7.59	113.55	122.36
1	9	17	ILE	CA-C-N	7.58	128.40	119.98
1	9	17	ILE	C-N-CA	7.58	128.40	119.98
14	Z	25	ILE	CA-C-N	7.58	130.29	120.44
14	Z	25	ILE	C-N-CA	7.58	130.29	120.44
2	A	304	HIS	CA-C-O	-7.57	112.39	120.42
3	D	387	ILE	CA-C-O	7.56	128.28	119.36
3	E	106	ARG	N-CA-C	-7.55	103.14	112.88
1	4	17	ILE	N-CA-C	7.55	119.23	110.62
3	F	470	ALA	CA-C-N	7.54	130.39	120.28
3	F	470	ALA	C-N-CA	7.54	130.39	120.28
3	E	107	GLY	O-C-N	7.54	129.31	121.77
5	H	119	GLU	O-C-N	7.54	131.04	122.22
7	O	186	LYS	CA-C-N	7.54	130.24	120.44
7	O	186	LYS	C-N-CA	7.54	130.24	120.44
1	7	43	ILE	CA-C-N	7.53	130.70	120.38
1	7	43	ILE	C-N-CA	7.53	130.70	120.38
3	F	464	GLU	CA-C-N	7.52	130.36	120.28
3	F	464	GLU	C-N-CA	7.52	130.36	120.28
2	C	268	ILE	O-C-N	-7.51	115.14	123.26
3	E	420	VAL	N-CA-C	-7.51	105.39	112.83
2	B	486	ARG	N-CA-C	7.50	119.10	111.07
3	E	321	ALA	CA-C-O	-7.50	109.88	120.16
4	G	231	SER	CA-C-N	7.50	130.33	120.28

*Continued on next page...*

*Continued from previous page...*

Mol	Chain	Res	Type	Atoms	Z	Observed(°)	Ideal(°)
4	G	231	SER	C-N-CA	7.50	130.33	120.28
3	F	462	GLY	CA-C-N	7.50	131.06	120.42
3	F	462	GLY	C-N-CA	7.50	131.06	120.42
2	B	299	ASP	CA-C-N	7.49	130.72	120.46
2	B	299	ASP	C-N-CA	7.49	130.72	120.46
2	B	311	ALA	N-CA-C	-7.49	94.92	108.02
2	A	339	TYR	N-CA-C	7.49	119.08	111.07
1	5	41	PRO	N-CA-C	7.48	127.88	112.47
4	G	180	LYS	N-CA-C	-7.48	101.41	108.07
3	E	178	HIS	N-CA-C	-7.48	104.68	113.88
5	H	78	GLN	N-CA-C	-7.47	99.14	110.50
7	O	185	GLN	N-CA-C	7.47	119.06	111.07
3	F	145	ALA	CA-C-N	7.45	129.15	119.84
3	F	145	ALA	C-N-CA	7.45	129.15	119.84
1	7	26	ILE	CA-C-N	7.45	130.26	120.28
1	7	26	ILE	C-N-CA	7.45	130.26	120.28
1	9	47	VAL	N-CA-C	7.44	120.39	111.09
4	G	40	SER	CA-C-N	7.44	130.11	120.44
4	G	40	SER	C-N-CA	7.44	130.11	120.44
1	3	25	GLY	CA-C-N	7.43	129.93	120.56
1	3	25	GLY	C-N-CA	7.43	129.93	120.56
2	B	306	ARG	CA-C-O	-7.43	112.67	120.55
2	B	155	VAL	O-C-N	7.42	129.18	121.91
1	8	32	ALA	CA-C-N	7.42	130.56	120.54
1	8	32	ALA	C-N-CA	7.42	130.56	120.54
2	C	481	LEU	CA-C-N	7.40	130.20	120.28
2	C	481	LEU	C-N-CA	7.40	130.20	120.28
3	E	399	GLN	CA-C-N	7.40	130.20	120.28
3	E	399	GLN	C-N-CA	7.40	130.20	120.28
2	A	289	ARG	N-CA-C	-7.40	97.56	109.40
2	B	169	ILE	N-CA-C	-7.40	97.07	107.80
2	C	234	VAL	N-CA-C	-7.40	97.93	108.58
2	C	138	ILE	N-CA-C	7.39	117.52	110.42
1	7	69	SER	CA-C-N	7.39	130.78	120.29
1	7	69	SER	C-N-CA	7.39	130.78	120.29
2	C	215	VAL	CA-C-N	7.38	130.77	120.29
2	C	215	VAL	C-N-CA	7.38	130.77	120.29
8	T	118	ILE	N-CA-C	7.38	118.17	110.72
2	A	42	ARG	N-CA-C	-7.37	96.30	108.76
7	O	55	HIS	N-CA-C	-7.37	104.53	113.97
11	W	22	LYS	CA-C-N	7.37	130.03	120.44
11	W	22	LYS	C-N-CA	7.37	130.03	120.44

*Continued on next page...*

*Continued from previous page...*

Mol	Chain	Res	Type	Atoms	Z	Observed(°)	Ideal(°)
1	6	10	ILE	CA-C-N	7.36	128.15	119.98
1	6	10	ILE	C-N-CA	7.36	128.15	119.98
7	O	192	GLU	N-CA-C	-7.35	104.34	113.38
3	D	372	SER	N-CA-C	7.34	119.28	111.28
3	E	58	THR	O-C-N	-7.33	113.44	123.12
1	9	5	LEU	N-CA-C	7.33	119.35	111.36
1	6	49	PRO	CA-C-N	7.32	130.09	120.28
1	6	49	PRO	C-N-CA	7.32	130.09	120.28
1	4	44	LYS	O-C-N	7.32	130.78	122.22
2	B	69	GLU	O-C-N	-7.32	117.02	121.71
2	C	391	SER	CA-C-N	7.32	130.69	120.29
2	C	391	SER	C-N-CA	7.32	130.69	120.29
2	B	449	ALA	CA-C-O	-7.31	112.67	120.42
3	F	164	THR	CA-C-N	7.31	129.77	120.56
3	F	164	THR	C-N-CA	7.31	129.77	120.56
4	G	123	PRO	CA-C-N	7.31	132.34	122.84
4	G	123	PRO	C-N-CA	7.31	132.34	122.84
1	7	3	LEU	O-C-N	7.31	129.86	122.12
2	A	472	SER	N-CA-C	-7.30	103.32	111.28
4	G	113	LYS	N-CA-C	7.30	119.24	111.28
1	3	68	VAL	N-CA-C	7.30	118.06	110.62
4	G	245	GLY	CA-C-N	7.29	130.05	120.28
4	G	245	GLY	C-N-CA	7.29	130.05	120.28
13	Y	14	TRP	CA-C-O	-7.29	111.27	118.34
1	6	57	LEU	O-C-N	-7.29	113.84	122.15
1	5	32	ALA	CA-C-N	7.28	129.91	120.44
1	5	32	ALA	C-N-CA	7.28	129.91	120.44
2	C	359	PHE	CA-C-N	7.28	130.63	120.29
2	C	359	PHE	C-N-CA	7.28	130.63	120.29
3	F	125	ALA	N-CA-C	7.28	119.22	111.28
2	C	228	MET	O-C-N	7.28	132.38	122.48
7	O	98	LEU	N-CA-C	-7.28	104.65	113.97
2	C	447	ILE	CA-C-N	7.26	130.60	120.29
2	C	447	ILE	C-N-CA	7.26	130.60	120.29
1	6	43	ILE	CA-C-N	7.26	130.32	120.38
1	6	43	ILE	C-N-CA	7.26	130.32	120.38
3	F	324	THR	O-C-N	7.26	129.54	122.07
2	B	472	SER	CA-C-N	7.25	130.00	120.28
2	B	472	SER	C-N-CA	7.25	130.00	120.28
1	4	15	SER	CA-C-N	7.25	130.72	120.28
1	4	15	SER	C-N-CA	7.25	130.72	120.28
3	F	267	GLU	CA-C-O	-7.25	112.87	120.55

*Continued on next page...*

*Continued from previous page...*

Mol	Chain	Res	Type	Atoms	Z	Observed(°)	Ideal(°)
2	C	273	LEU	CA-C-N	7.24	129.98	120.28
2	C	273	LEU	C-N-CA	7.24	129.98	120.28
10	V	94	SER	CA-C-N	7.24	129.98	120.28
10	V	94	SER	C-N-CA	7.24	129.98	120.28
11	W	13	LYS	N-CA-C	-7.23	104.60	113.50
3	E	20	ILE	CA-C-O	7.23	129.81	120.78
3	F	216	ALA	N-CA-C	-7.22	98.33	109.52
3	F	344	ILE	N-CA-C	-7.22	97.21	107.75
1	6	4	VAL	CA-C-N	7.21	130.53	120.29
1	6	4	VAL	C-N-CA	7.21	130.53	120.29
4	G	236	ALA	CA-C-N	7.21	131.26	120.31
4	G	236	ALA	C-N-CA	7.21	131.26	120.31
3	F	101	GLU	CA-C-O	-7.20	111.40	120.04
10	V	157	LYS	O-C-N	-7.20	113.65	123.01
1	6	36	GLY	CA-C-N	7.20	130.32	120.46
1	6	36	GLY	C-N-CA	7.20	130.32	120.46
2	B	278	VAL	CA-C-N	7.19	130.50	120.29
2	B	278	VAL	C-N-CA	7.19	130.50	120.29
2	B	305	SER	CA-C-N	7.19	129.92	120.28
2	B	305	SER	C-N-CA	7.19	129.92	120.28
12	X	29	LYS	CA-C-O	-7.18	113.93	119.46
2	B	78	PHE	N-CA-C	-7.18	103.83	112.59
8	T	145	PHE	N-CA-C	-7.17	104.11	112.92
2	B	22	SER	N-CA-C	-7.16	102.99	114.09
1	0	14	ILE	CA-C-N	7.16	129.87	120.28
1	0	14	ILE	C-N-CA	7.16	129.87	120.28
1	2	64	PHE	CA-C-N	7.16	129.87	120.28
1	2	64	PHE	C-N-CA	7.16	129.87	120.28
2	B	287	LEU	CA-C-N	7.15	133.19	122.68
2	B	287	LEU	C-N-CA	7.15	133.19	122.68
11	W	50	ARG	N-CA-C	7.15	119.08	111.28
1	5	37	VAL	O-C-N	7.15	129.19	121.83
1	1	55	PHE	CA-C-N	7.15	129.86	120.28
1	1	55	PHE	C-N-CA	7.15	129.86	120.28
2	C	337	SER	N-CA-C	-7.14	103.67	112.88
2	A	504	GLU	CA-C-O	-7.13	113.00	120.55
3	E	13	VAL	O-C-N	7.12	133.23	122.76
3	F	120	ASP	N-CA-C	-7.12	101.10	110.07
2	A	244	LEU	CA-C-O	-7.11	113.01	120.55
3	E	209	LEU	N-CA-C	-7.11	103.77	113.30
3	F	347	ALA	N-CA-C	-7.11	104.53	112.57
3	E	432	VAL	CA-C-N	7.10	132.87	120.87

*Continued on next page...*

*Continued from previous page...*

Mol	Chain	Res	Type	Atoms	Z	Observed(°)	Ideal(°)
3	E	432	VAL	C-N-CA	7.10	132.87	120.87
3	F	382	LYS	N-CA-C	7.10	119.10	111.36
1	0	32	ALA	CA-C-O	-7.09	113.03	120.55
2	B	245	GLN	CA-C-N	7.09	129.78	120.28
2	B	245	GLN	C-N-CA	7.09	129.78	120.28
1	1	65	CYS	CA-C-N	7.08	130.35	120.29
1	1	65	CYS	C-N-CA	7.08	130.35	120.29
2	C	47	ASN	N-CA-C	-7.07	104.26	113.17
1	6	60	ALA	N-CA-C	7.07	118.99	111.28
3	E	323	ALA	N-CA-C	7.07	118.99	111.28
9	U	173	ALA	N-CA-C	7.06	118.76	111.14
3	F	95	ILE	N-CA-C	-7.05	98.29	108.17
2	A	232	ILE	N-CA-C	-7.05	98.18	108.89
10	V	13	ALA	N-CA-C	7.04	118.96	111.28
2	C	251	THR	CA-C-O	7.04	128.21	120.82
2	A	175	THR	N-CA-C	-7.04	103.80	112.88
1	0	66	LEU	CA-C-N	7.04	129.59	120.44
1	0	66	LEU	C-N-CA	7.04	129.59	120.44
7	O	92	LEU	CA-C-N	7.04	129.71	120.28
7	O	92	LEU	C-N-CA	7.04	129.71	120.28
3	E	277	SER	CA-C-N	7.04	131.38	120.75
3	E	277	SER	C-N-CA	7.04	131.38	120.75
1	8	71	LEU	CA-C-O	7.03	128.20	120.82
1	1	48	PHE	CA-C-N	7.03	126.85	119.05
1	1	48	PHE	C-N-CA	7.03	126.85	119.05
3	E	112	LYS	N-CA-C	-7.02	103.59	112.93
6	I	41	ASP	N-CA-C	-7.00	101.29	111.30
3	D	255	ILE	N-CA-C	-7.00	97.45	108.86
3	F	377	THR	CA-C-N	6.99	129.65	120.28
3	F	377	THR	C-N-CA	6.99	129.65	120.28
2	A	499	LEU	CA-C-N	6.99	129.65	120.28
2	A	499	LEU	C-N-CA	6.99	129.65	120.28
1	5	21	GLY	O-C-N	-6.99	115.42	122.19
3	E	376	GLU	O-C-N	6.99	129.53	122.12
3	D	121	PRO	CA-C-O	-6.98	110.44	120.56
3	F	263	GLN	O-C-N	6.97	129.51	122.12
1	5	25	GLY	CA-C-O	6.97	128.53	121.00
5	H	53	LEU	CA-C-N	6.97	128.56	119.84
5	H	53	LEU	C-N-CA	6.97	128.56	119.84
1	3	5	LEU	O-C-N	6.97	130.09	122.15
1	7	52	ILE	CA-C-N	6.96	129.49	120.44
1	7	52	ILE	C-N-CA	6.96	129.49	120.44

*Continued on next page...*

*Continued from previous page...*

Mol	Chain	Res	Type	Atoms	Z	Observed(°)	Ideal(°)
2	A	458	ILE	N-CA-C	-6.95	98.45	108.53
2	B	9	GLU	N-CA-C	-6.95	104.42	113.17
2	B	459	GLU	CA-C-N	6.94	129.47	120.44
2	B	459	GLU	C-N-CA	6.94	129.47	120.44
3	F	210	GLU	N-CA-C	-6.94	104.81	112.72
1	5	58	SER	CA-C-N	6.93	129.45	120.44
1	5	58	SER	C-N-CA	6.93	129.45	120.44
1	9	27	ALA	N-CA-C	6.93	118.84	111.28
6	I	11	ALA	CA-C-N	6.93	130.13	120.29
6	I	11	ALA	C-N-CA	6.93	130.13	120.29
3	D	123	SER	CA-C-N	6.93	129.90	120.54
3	D	123	SER	C-N-CA	6.93	129.90	120.54
3	E	467	VAL	CA-C-N	6.92	129.56	120.28
3	E	467	VAL	C-N-CA	6.92	129.56	120.28
1	5	41	PRO	CA-C-O	-6.92	108.00	120.60
2	A	398	GLN	N-CA-C	-6.92	104.97	113.41
3	F	112	LYS	CA-C-O	-6.92	111.26	119.15
10	V	38	GLU	N-CA-C	6.92	119.85	111.82
2	C	166	ARG	CA-C-N	6.91	131.19	121.24
2	C	166	ARG	C-N-CA	6.91	131.19	121.24
1	4	62	GLY	CA-C-N	6.90	130.09	120.29
1	4	62	GLY	C-N-CA	6.90	130.09	120.29
3	E	269	SER	CA-C-N	6.90	129.41	120.44
3	E	269	SER	C-N-CA	6.90	129.41	120.44
8	T	60	ILE	CA-C-O	-6.90	113.53	120.85
12	X	5	ASP	CA-C-N	6.90	129.41	120.44
12	X	5	ASP	C-N-CA	6.90	129.41	120.44
1	3	35	ASN	N-CA-C	6.90	118.88	111.36
1	8	72	LEU	N-CA-C	6.90	118.88	111.36
7	O	176	VAL	N-CA-C	-6.90	98.19	108.12
3	F	189	GLU	CA-C-N	6.90	131.77	120.94
3	F	189	GLU	C-N-CA	6.90	131.77	120.94
2	B	356	ALA	CA-C-N	6.89	129.52	120.28
2	B	356	ALA	C-N-CA	6.89	129.52	120.28
7	O	184	ILE	CA-C-O	-6.89	113.87	121.17
2	A	302	TYR	CA-C-N	6.88	129.39	120.44
2	A	302	TYR	C-N-CA	6.88	129.39	120.44
1	6	53	LEU	CA-C-N	6.88	127.56	120.00
1	6	53	LEU	C-N-CA	6.88	127.56	120.00
2	B	359	PHE	CA-C-N	6.87	130.04	120.29
2	B	359	PHE	C-N-CA	6.87	130.04	120.29
1	1	53	LEU	CA-C-N	6.87	127.55	120.00

*Continued on next page...*

*Continued from previous page...*

Mol	Chain	Res	Type	Atoms	Z	Observed(°)	Ideal(°)
1	1	53	LEU	C-N-CA	6.87	127.55	120.00
3	F	120	ASP	CA-C-N	6.87	124.67	119.66
3	F	120	ASP	C-N-CA	6.87	124.67	119.66
2	B	255	ILE	CA-C-O	-6.85	113.59	120.85
10	V	49	GLN	CA-C-N	6.85	128.41	119.84
10	V	49	GLN	C-N-CA	6.85	128.41	119.84
1	0	35	ASN	CA-C-N	6.85	127.54	119.94
1	0	35	ASN	C-N-CA	6.85	127.54	119.94
2	C	352	ILE	N-CA-C	-6.84	98.27	108.12
3	D	433	ARG	CA-C-N	6.84	129.34	120.44
3	D	433	ARG	C-N-CA	6.84	129.34	120.44
4	G	195	GLY	CA-C-N	6.84	129.75	120.44
4	G	195	GLY	C-N-CA	6.84	129.75	120.44
2	C	113	LEU	N-CA-C	-6.84	102.21	113.50
2	C	131	ALA	CA-C-O	-6.84	113.23	120.55
2	B	508	ALA	N-CA-C	-6.84	103.90	111.36
11	W	24	ILE	CA-C-O	-6.84	111.37	119.85
4	G	48	GLU	N-CA-C	6.83	118.81	111.36
2	A	179	ALA	N-CA-C	6.83	119.57	111.71
3	F	334	VAL	N-CA-C	-6.83	98.55	108.11
3	D	224	GLU	CA-C-N	6.83	127.41	120.38
3	D	224	GLU	C-N-CA	6.83	127.41	120.38
3	D	31	PRO	O-C-N	6.81	131.31	122.86
5	H	131	GLU	O-C-N	-6.81	115.06	122.07
1	4	61	THR	O-C-N	6.80	129.33	122.12
1	8	23	GLY	CA-C-N	6.80	130.07	120.42
1	8	23	GLY	C-N-CA	6.80	130.07	120.42
2	B	290	PRO	N-CA-C	6.79	116.99	110.47
3	E	252	LEU	N-CA-C	-6.79	100.17	109.95
2	B	506	PHE	N-CA-C	-6.79	103.58	112.41
3	E	409	LYS	N-CA-C	-6.79	103.97	111.36
3	E	131	ALA	CA-C-N	6.78	130.34	120.71
3	E	131	ALA	C-N-CA	6.78	130.34	120.71
3	F	317	LEU	N-CA-C	-6.78	105.29	113.97
8	T	245	ALA	CA-C-O	6.78	127.61	120.42
1	3	56	ALA	CA-C-N	6.78	129.92	120.29
1	3	56	ALA	C-N-CA	6.78	129.92	120.29
3	D	412	ARG	CA-C-N	6.78	131.44	120.60
3	D	412	ARG	C-N-CA	6.78	131.44	120.60
1	2	3	LEU	CA-C-N	6.78	130.04	120.42
1	2	3	LEU	C-N-CA	6.78	130.04	120.42
2	A	386	LYS	N-CA-C	-6.78	104.65	113.12

*Continued on next page...*

*Continued from previous page...*

Mol	Chain	Res	Type	Atoms	Z	Observed(°)	Ideal(°)
1	5	8	LYS	CA-C-N	6.77	129.24	120.44
1	5	8	LYS	C-N-CA	6.77	129.24	120.44
1	7	72	LEU	N-CA-C	6.77	119.68	111.82
2	C	415	SER	O-C-N	6.76	129.39	122.09
7	O	111	LEU	CA-C-N	6.76	129.22	120.44
7	O	111	LEU	C-N-CA	6.76	129.22	120.44
2	B	399	TYR	CA-C-N	6.75	129.33	120.28
2	B	399	TYR	C-N-CA	6.75	129.33	120.28
6	I	16	VAL	CA-C-O	-6.75	113.93	120.95
1	4	27	ALA	CA-C-N	6.75	129.70	120.46
1	4	27	ALA	C-N-CA	6.75	129.70	120.46
7	O	17	GLY	CA-C-O	6.75	128.66	119.28
2	A	401	GLU	O-C-N	-6.74	114.46	122.15
3	E	31	PRO	CA-C-O	-6.74	113.83	122.13
2	C	395	PHE	O-C-N	6.74	129.26	122.12
3	F	296	ILE	CA-C-O	-6.74	116.77	122.63
11	W	6	PRO	CA-C-O	-6.73	110.80	120.56
1	8	42	SER	CA-C-N	6.73	131.81	120.64
1	8	42	SER	C-N-CA	6.73	131.81	120.64
1	6	19	LEU	CA-C-N	6.73	129.30	120.28
1	6	19	LEU	C-N-CA	6.73	129.30	120.28
9	U	197	SER	CA-C-O	-6.72	113.76	120.82
1	3	6	ALA	CA-C-N	6.72	129.29	120.28
1	3	6	ALA	C-N-CA	6.72	129.29	120.28
2	B	80	SER	N-CA-C	6.72	125.12	110.80
3	E	430	LYS	N-CA-C	-6.72	97.95	108.90
1	8	23	GLY	CA-C-O	6.71	128.25	121.00
3	E	296	ILE	N-CA-C	-6.71	105.79	112.17
3	F	293	GLN	CA-C-N	6.71	129.28	120.28
3	F	293	GLN	C-N-CA	6.71	129.28	120.28
1	0	29	VAL	CA-C-N	6.71	129.27	120.28
1	0	29	VAL	C-N-CA	6.71	129.27	120.28
3	D	427	ILE	CA-C-N	6.70	128.22	119.84
3	D	427	ILE	C-N-CA	6.70	128.22	119.84
3	F	357	LEU	N-CA-C	-6.70	103.70	112.41
10	V	143	PRO	CA-C-N	6.70	129.92	120.28
10	V	143	PRO	C-N-CA	6.70	129.92	120.28
3	F	448	LYS	N-CA-C	-6.69	103.80	112.23
3	E	457	PHE	N-CA-C	-6.69	104.69	114.39
3	F	370	VAL	O-C-N	6.68	128.46	121.91
8	T	221	MET	CA-C-N	6.68	130.47	120.31
8	T	221	MET	C-N-CA	6.68	130.47	120.31

*Continued on next page...*

*Continued from previous page...*

Mol	Chain	Res	Type	Atoms	Z	Observed(°)	Ideal(°)
12	X	28	VAL	CA-C-N	6.68	130.56	121.20
12	X	28	VAL	C-N-CA	6.68	130.56	121.20
13	Y	5	PHE	O-C-N	-6.68	115.44	121.39
2	B	483	THR	CA-C-N	6.68	129.23	120.28
2	B	483	THR	C-N-CA	6.68	129.23	120.28
2	C	22	SER	CA-C-N	6.67	129.22	120.28
2	C	22	SER	C-N-CA	6.67	129.22	120.28
9	U	188	LYS	CA-C-N	6.67	129.22	120.28
9	U	188	LYS	C-N-CA	6.67	129.22	120.28
1	3	6	ALA	O-C-N	6.67	129.19	122.12
1	3	11	GLY	CA-C-N	6.67	129.22	120.28
1	3	11	GLY	C-N-CA	6.67	129.22	120.28
1	6	16	THR	CA-C-N	6.65	129.57	120.46
1	6	16	THR	C-N-CA	6.65	129.57	120.46
8	T	131	ILE	CA-C-N	6.65	129.73	120.29
8	T	131	ILE	C-N-CA	6.65	129.73	120.29
2	B	336	VAL	N-CA-C	-6.65	106.31	112.43
2	C	25	ALA	CA-C-N	6.65	129.19	120.28
2	C	25	ALA	C-N-CA	6.65	129.19	120.28
2	B	479	ASN	N-CA-C	-6.65	105.32	113.50
3	F	183	VAL	N-CA-C	-6.65	98.55	108.12
3	E	128	SER	N-CA-C	-6.64	99.39	109.95
2	A	242	ALA	CA-C-N	6.64	126.09	118.85
2	A	242	ALA	C-N-CA	6.64	126.09	118.85
10	V	88	GLN	N-CA-C	-6.64	97.58	108.41
11	W	18	ALA	CA-C-O	-6.64	111.06	120.16
2	A	480	GLU	CA-C-N	6.64	129.07	120.44
2	A	480	GLU	C-N-CA	6.64	129.07	120.44
2	B	298	GLY	CA-C-N	6.63	134.21	121.54
2	B	298	GLY	C-N-CA	6.63	134.21	121.54
2	C	296	TYR	N-CA-C	-6.63	100.12	110.14
2	C	233	ILE	CA-C-O	6.62	126.80	120.31
3	D	121	PRO	O-C-N	6.62	129.28	121.46
1	8	24	ILE	N-CA-C	-6.62	104.03	110.72
2	A	431	LYS	CA-C-O	-6.62	113.91	121.19
4	G	46	GLU	N-CA-C	6.62	119.33	111.71
4	G	201	THR	N-CA-C	-6.62	104.95	113.16
1	1	28	ILE	CA-C-O	-6.62	114.07	120.95
3	D	107	GLY	N-CA-C	-6.62	98.84	112.34
2	A	370	GLY	CA-C-O	6.62	127.67	120.66
2	C	422	ARG	CA-C-N	6.62	127.32	119.98
2	C	422	ARG	C-N-CA	6.62	127.32	119.98

*Continued on next page...*

*Continued from previous page...*

Mol	Chain	Res	Type	Atoms	Z	Observed(°)	Ideal(°)
2	A	401	GLU	CA-C-O	6.61	127.43	120.42
1	3	19	LEU	CA-C-N	6.61	129.44	120.38
1	3	19	LEU	C-N-CA	6.61	129.44	120.38
9	U	124	PHE	CA-C-N	6.61	129.38	120.65
9	U	124	PHE	C-N-CA	6.61	129.38	120.65
3	F	465	ASP	O-C-N	-6.61	115.12	122.12
8	T	77	ILE	O-C-N	6.61	128.37	121.89
2	A	501	SER	N-CA-C	-6.60	104.00	111.07
8	T	207	VAL	CA-C-O	-6.60	112.95	120.74
2	B	18	ILE	CA-C-O	-6.60	114.09	120.95
5	H	76	THR	CA-C-O	6.60	127.70	119.98
2	B	238	ALA	CA-C-N	6.59	130.32	120.31
2	B	238	ALA	C-N-CA	6.59	130.32	120.31
3	E	370	VAL	CA-C-N	6.59	129.65	120.29
3	E	370	VAL	C-N-CA	6.59	129.65	120.29
1	8	22	ALA	CA-C-N	6.59	127.25	119.94
1	8	22	ALA	C-N-CA	6.59	127.25	119.94
2	C	151	GLY	N-CA-C	-6.59	106.14	115.43
7	O	158	VAL	O-C-N	6.58	130.02	122.97
2	A	196	ASP	N-CA-C	-6.58	96.50	108.02
2	A	344	VAL	CA-C-N	6.58	128.99	120.56
2	A	344	VAL	C-N-CA	6.58	128.99	120.56
2	C	276	GLN	N-CA-C	-6.58	104.11	111.28
3	E	281	TYR	N-CA-C	6.58	119.30	110.35
12	X	57	ASN	O-C-N	6.58	130.92	122.89
1	8	36	GLY	CA-C-N	6.58	129.47	120.46
1	8	36	GLY	C-N-CA	6.58	129.47	120.46
3	D	91	THR	N-CA-C	-6.57	103.67	112.94
1	7	16	THR	N-CA-C	6.56	119.26	111.71
3	E	226	PRO	CA-C-N	6.56	127.26	119.98
3	E	226	PRO	C-N-CA	6.56	127.26	119.98
11	W	65	PRO	CA-C-N	6.56	128.96	120.44
11	W	65	PRO	C-N-CA	6.56	128.96	120.44
2	B	228	MET	N-CA-C	-6.55	104.91	113.17
3	F	14	THR	CA-C-O	-6.55	111.84	119.64
1	2	32	ALA	CA-C-N	6.55	128.95	120.44
1	2	32	ALA	C-N-CA	6.55	128.95	120.44
1	6	67	MET	CA-C-N	6.54	130.81	120.47
1	6	67	MET	C-N-CA	6.54	130.81	120.47
4	G	188	ILE	CA-C-N	6.54	129.05	120.28
4	G	188	ILE	C-N-CA	6.54	129.05	120.28
2	B	134	LYS	N-CA-C	6.54	119.85	110.10

*Continued on next page...*

*Continued from previous page...*

Mol	Chain	Res	Type	Atoms	Z	Observed(°)	Ideal(°)
1	9	58	SER	N-CA-C	6.54	118.07	111.07
2	B	409	GLY	CA-C-N	6.54	131.21	120.94
2	B	409	GLY	C-N-CA	6.54	131.21	120.94
2	C	142	ARG	CA-C-N	6.53	130.09	120.95
2	C	142	ARG	C-N-CA	6.53	130.09	120.95
1	5	8	LYS	CA-C-O	-6.53	113.96	120.82
2	C	279	ALA	CA-C-N	6.52	129.02	120.28
2	C	279	ALA	C-N-CA	6.52	129.02	120.28
1	9	43	ILE	CA-C-N	6.52	129.02	120.28
1	9	43	ILE	C-N-CA	6.52	129.02	120.28
3	D	168	GLN	CA-C-N	6.52	129.02	120.28
3	D	168	GLN	C-N-CA	6.52	129.02	120.28
2	A	191	TRP	N-CA-C	-6.52	104.56	113.30
2	B	291	PRO	CA-C-N	6.52	134.18	121.41
2	B	291	PRO	C-N-CA	6.52	134.18	121.41
8	T	179	SER	CA-C-N	6.52	128.91	120.44
8	T	179	SER	C-N-CA	6.52	128.91	120.44
3	F	239	ILE	N-CA-C	-6.51	104.14	110.72
8	T	60	ILE	O-C-N	6.51	128.54	121.83
8	T	202	ASN	CA-C-N	6.51	131.60	120.72
8	T	202	ASN	C-N-CA	6.51	131.60	120.72
3	E	265	GLY	CA-C-N	6.51	129.53	120.29
3	E	265	GLY	C-N-CA	6.51	129.53	120.29
2	C	432	GLN	N-CA-C	-6.50	97.67	108.34
2	C	404	ALA	N-CA-C	-6.50	104.98	113.17
8	T	172	SER	CA-C-N	6.50	128.99	120.28
8	T	172	SER	C-N-CA	6.50	128.99	120.28
11	W	9	VAL	N-CA-C	-6.50	96.39	106.72
2	B	460	LEU	CA-C-N	6.49	129.86	120.38
2	B	460	LEU	C-N-CA	6.49	129.86	120.38
2	B	81	ASP	N-CA-C	-6.49	105.39	113.38
2	A	423	GLY	O-C-N	-6.49	115.95	122.18
2	C	219	VAL	O-C-N	6.49	128.51	121.83
2	C	483	THR	CA-C-N	6.49	128.97	120.28
2	C	483	THR	C-N-CA	6.49	128.97	120.28
1	0	24	ILE	CA-C-N	6.49	127.18	119.98
1	0	24	ILE	C-N-CA	6.49	127.18	119.98
1	0	65	CYS	CA-C-N	6.49	129.50	120.29
1	0	65	CYS	C-N-CA	6.49	129.50	120.29
1	4	1	MET	CA-C-N	6.49	129.50	120.29
1	4	1	MET	C-N-CA	6.49	129.50	120.29
1	9	58	SER	CA-C-N	6.48	128.97	120.28

*Continued on next page...*

*Continued from previous page...*

Mol	Chain	Res	Type	Atoms	Z	Observed(°)	Ideal(°)
1	9	58	SER	C-N-CA	6.48	128.97	120.28
9	U	199	SER	N-CA-C	6.48	118.42	111.36
2	A	181	ALA	N-CA-C	6.48	118.42	111.36
3	E	99	ILE	N-CA-C	-6.48	106.42	112.83
6	I	48	LYS	O-C-N	6.48	129.92	122.99
3	F	339	ILE	CA-C-O	-6.47	113.64	120.57
1	1	2	GLN	N-CA-C	-6.47	104.22	111.28
2	B	67	ASN	N-CA-C	-6.47	98.43	109.24
10	V	101	THR	CA-C-O	-6.47	114.03	120.82
2	A	383	LYS	N-CA-C	6.47	119.15	111.71
3	D	440	SER	N-CA-C	6.46	118.33	111.28
7	O	159	VAL	N-CA-C	-6.46	98.43	107.80
8	T	117	PHE	CA-C-N	6.46	129.59	120.42
8	T	117	PHE	C-N-CA	6.46	129.59	120.42
3	D	467	VAL	CA-C-N	6.46	128.93	120.28
3	D	467	VAL	C-N-CA	6.46	128.93	120.28
3	D	231	ARG	CA-C-N	6.46	129.30	120.46
3	D	231	ARG	C-N-CA	6.46	129.30	120.46
14	Z	8	TYR	CA-C-N	6.45	128.92	120.28
14	Z	8	TYR	C-N-CA	6.45	128.92	120.28
2	A	456	ASP	CA-C-O	-6.45	112.02	119.56
4	G	222	MET	CA-C-O	-6.45	113.72	120.55
1	3	17	ILE	CA-C-N	6.44	128.19	120.14
1	3	17	ILE	C-N-CA	6.44	128.19	120.14
2	A	133	VAL	N-CA-C	-6.44	99.02	108.23
2	A	259	PHE	CA-C-N	6.44	129.44	120.29
2	A	259	PHE	C-N-CA	6.44	129.44	120.29
2	A	497	ALA	CA-C-N	6.44	128.91	120.28
2	A	497	ALA	C-N-CA	6.44	128.91	120.28
2	A	502	ALA	O-C-N	-6.44	114.81	122.15
2	B	6	GLN	N-CA-C	-6.44	100.74	108.14
1	8	28	ILE	O-C-N	6.44	128.11	121.87
4	G	84	CYS	N-CA-C	-6.44	104.58	112.88
2	A	176	GLY	CA-C-N	6.43	128.90	120.28
2	A	176	GLY	C-N-CA	6.43	128.90	120.28
3	E	96	ILE	N-CA-C	-6.43	98.87	108.46
10	V	108	SER	N-CA-C	6.43	118.29	111.28
1	6	18	GLY	CA-C-N	6.43	129.54	120.28
1	6	18	GLY	C-N-CA	6.43	129.54	120.28
2	A	464	GLY	O-C-N	6.43	128.37	122.19
2	C	494	GLU	N-CA-C	6.43	117.95	111.07
1	2	59	GLU	N-CA-C	6.43	119.10	111.71

*Continued on next page...*

*Continued from previous page...*

Mol	Chain	Res	Type	Atoms	Z	Observed(°)	Ideal(°)
3	F	297	THR	N-CA-C	-6.43	98.90	108.99
3	F	323	ALA	CA-C-O	-6.43	113.73	120.55
4	G	86	SER	CA-C-N	6.43	128.66	120.56
4	G	86	SER	C-N-CA	6.43	128.66	120.56
7	O	180	ILE	CA-C-N	6.42	128.78	120.44
7	O	180	ILE	C-N-CA	6.42	128.78	120.44
10	V	7	ALA	N-CA-C	6.42	119.09	111.33
12	X	49	ALA	CA-C-N	6.42	128.78	120.44
12	X	49	ALA	C-N-CA	6.42	128.78	120.44
1	7	11	GLY	O-C-N	6.41	128.35	122.19
7	O	87	ASN	CA-C-N	6.41	128.87	120.28
7	O	87	ASN	C-N-CA	6.41	128.87	120.28
1	7	40	ASN	O-C-N	6.41	128.69	121.32
2	B	33	VAL	CA-C-O	-6.41	114.99	121.59
4	G	242	LYS	N-CA-C	-6.40	104.23	111.14
3	E	278	ALA	O-C-N	6.40	130.68	122.81
3	F	407	ALA	N-CA-C	6.40	118.25	111.28
1	0	45	ASP	CA-C-O	6.40	127.33	119.97
2	B	164	GLY	N-CA-C	-6.39	106.90	115.21
2	A	129	SER	CA-C-N	6.39	129.79	120.71
2	A	129	SER	C-N-CA	6.39	129.79	120.71
4	G	186	LYS	CA-C-N	6.39	128.84	120.28
4	G	186	LYS	C-N-CA	6.39	128.84	120.28
11	W	57	ASP	CA-C-O	-6.39	113.57	120.92
1	4	43	ILE	CA-C-N	6.39	129.48	120.28
1	4	43	ILE	C-N-CA	6.39	129.48	120.28
2	C	358	LEU	N-CA-C	-6.38	104.41	111.36
2	A	208	VAL	N-CA-C	-6.37	99.30	108.48
2	C	395	PHE	CA-C-N	6.37	130.00	120.31
2	C	395	PHE	C-N-CA	6.37	130.00	120.31
3	E	155	LEU	N-CA-C	-6.37	99.43	109.50
1	2	15	SER	N-CA-C	6.37	118.22	111.28
2	C	277	ALA	CA-C-N	6.36	129.18	120.46
2	C	277	ALA	C-N-CA	6.36	129.18	120.46
3	F	96	ILE	N-CA-C	-6.36	96.11	109.34
1	2	53	LEU	CA-C-N	6.36	127.00	120.00
1	2	53	LEU	C-N-CA	6.36	127.00	120.00
2	B	258	TRP	N-CA-C	6.35	117.86	111.07
3	E	23	VAL	N-CA-C	-6.35	99.08	108.85
2	A	30	THR	CA-C-N	6.34	127.15	121.82
2	A	30	THR	C-N-CA	6.34	127.15	121.82
1	6	35	ASN	CA-C-N	6.34	126.85	119.94

*Continued on next page...*

*Continued from previous page...*

Mol	Chain	Res	Type	Atoms	Z	Observed(°)	Ideal(°)
1	6	35	ASN	C-N-CA	6.34	126.85	119.94
2	A	80	SER	CA-C-N	6.34	128.78	120.28
2	A	80	SER	C-N-CA	6.34	128.78	120.28
3	F	296	ILE	N-CA-C	-6.34	99.43	106.21
3	F	323	ALA	CA-C-N	6.34	128.68	120.44
3	F	323	ALA	C-N-CA	6.34	128.68	120.44
10	V	140	LYS	CA-C-N	6.34	130.59	121.02
10	V	140	LYS	C-N-CA	6.34	130.59	121.02
2	C	421	VAL	CA-C-N	6.34	129.29	120.29
2	C	421	VAL	C-N-CA	6.34	129.29	120.29
2	C	502	ALA	N-CA-C	-6.33	104.46	111.36
1	3	44	LYS	O-C-N	-6.33	114.98	122.20
2	A	181	ALA	CA-C-N	6.33	128.76	120.28
2	A	181	ALA	C-N-CA	6.33	128.76	120.28
2	A	425	ARG	CA-C-N	6.33	129.28	120.29
2	A	425	ARG	C-N-CA	6.33	129.28	120.29
3	E	239	ILE	CA-C-N	6.33	128.67	120.44
3	E	239	ILE	C-N-CA	6.33	128.67	120.44
3	E	316	ASP	O-C-N	-6.33	115.16	123.13
5	H	111	ASN	CA-C-N	6.33	129.13	120.46
5	H	111	ASN	C-N-CA	6.33	129.13	120.46
10	V	120	THR	CA-C-N	6.33	129.28	120.29
10	V	120	THR	C-N-CA	6.33	129.28	120.29
2	B	191	TRP	N-CA-C	6.33	119.16	111.82
1	7	5	LEU	CA-C-N	6.33	128.66	120.44
1	7	5	LEU	C-N-CA	6.33	128.66	120.44
8	T	48	ASN	N-CA-C	-6.32	99.80	109.41
3	F	389	ALA	N-CA-C	6.32	118.17	111.28
2	A	129	SER	O-C-N	-6.31	115.95	123.27
3	D	292	LEU	N-CA-C	6.31	118.16	111.28
1	4	24	ILE	O-C-N	6.30	127.98	121.87
8	T	183	ALA	CA-C-N	6.30	126.81	119.94
8	T	183	ALA	C-N-CA	6.30	126.81	119.94
10	V	51	THR	CA-C-O	-6.30	112.51	119.95
1	5	4	VAL	CA-C-N	6.30	129.24	120.29
1	5	4	VAL	C-N-CA	6.30	129.24	120.29
1	6	5	LEU	CA-C-N	6.30	128.63	120.44
1	6	5	LEU	C-N-CA	6.30	128.63	120.44
3	D	244	ARG	CA-C-N	6.30	129.24	120.29
3	D	244	ARG	C-N-CA	6.30	129.24	120.29
1	3	62	GLY	CA-C-N	6.29	129.23	120.29
1	3	62	GLY	C-N-CA	6.29	129.23	120.29

*Continued on next page...*

*Continued from previous page...*

Mol	Chain	Res	Type	Atoms	Z	Observed(°)	Ideal(°)
1	6	15	SER	CA-C-N	6.29	129.34	120.28
1	6	15	SER	C-N-CA	6.29	129.34	120.28
4	G	255	TYR	CA-C-N	6.29	129.00	120.44
4	G	255	TYR	C-N-CA	6.29	129.00	120.44
4	G	92	ALA	N-CA-C	6.29	117.80	111.07
7	O	142	SER	CA-C-N	6.29	128.71	120.28
7	O	142	SER	C-N-CA	6.29	128.71	120.28
1	5	53	LEU	CA-C-O	6.29	127.42	120.82
2	A	369	VAL	CA-C-N	6.28	126.91	120.00
2	A	369	VAL	C-N-CA	6.28	126.91	120.00
3	F	340	SER	O-C-N	6.28	128.54	122.07
1	8	58	SER	CA-C-N	6.28	128.69	120.28
1	8	58	SER	C-N-CA	6.28	128.69	120.28
13	Y	31	ALA	CA-C-N	6.27	129.20	120.29
13	Y	31	ALA	C-N-CA	6.27	129.20	120.29
2	B	192	ASN	CA-C-N	6.26	128.67	120.28
2	B	192	ASN	C-N-CA	6.26	128.67	120.28
3	E	412	ARG	CA-C-N	6.26	128.67	120.28
3	E	412	ARG	C-N-CA	6.26	128.67	120.28
2	B	200	LYS	O-C-N	-6.26	116.11	123.25
3	E	42	PRO	CA-C-N	6.26	129.18	120.29
3	E	42	PRO	C-N-CA	6.26	129.18	120.29
3	E	237	LEU	CA-C-N	6.26	129.17	120.29
3	E	237	LEU	C-N-CA	6.26	129.17	120.29
1	3	65	CYS	CA-C-N	6.25	128.66	120.28
1	3	65	CYS	C-N-CA	6.25	128.66	120.28
3	E	228	ALA	CA-C-N	6.25	129.81	120.31
3	E	228	ALA	C-N-CA	6.25	129.81	120.31
8	T	215	MET	CA-C-N	6.25	129.29	120.42
8	T	215	MET	C-N-CA	6.25	129.29	120.42
9	U	109	SER	CA-C-O	-6.24	114.26	120.82
2	B	31	GLY	O-C-N	-6.24	117.96	123.76
10	V	61	VAL	CA-C-N	6.24	130.74	120.94
10	V	61	VAL	C-N-CA	6.24	130.74	120.94
2	A	315	SER	CA-C-N	6.24	129.26	120.28
2	A	315	SER	C-N-CA	6.24	129.26	120.28
1	5	53	LEU	O-C-N	-6.24	115.65	122.07
10	V	18	SER	N-CA-C	6.24	119.05	111.82
3	D	368	TYR	CA-C-N	6.23	129.14	120.29
3	D	368	TYR	C-N-CA	6.23	129.14	120.29
3	E	422	GLU	CA-C-N	6.23	128.41	120.56
3	E	422	GLU	C-N-CA	6.23	128.41	120.56

*Continued on next page...*

*Continued from previous page...*

Mol	Chain	Res	Type	Atoms	Z	Observed(°)	Ideal(°)
4	G	129	SER	O-C-N	-6.23	116.75	123.42
4	G	224	GLN	CA-C-N	6.23	126.89	119.98
4	G	224	GLN	C-N-CA	6.23	126.89	119.98
4	G	27	ALA	CA-C-N	6.23	128.91	120.44
4	G	27	ALA	C-N-CA	6.23	128.91	120.44
4	G	39	ILE	CA-C-N	6.23	129.13	120.29
4	G	39	ILE	C-N-CA	6.23	129.13	120.29
2	C	65	ALA	CA-C-N	6.23	128.62	120.28
2	C	65	ALA	C-N-CA	6.23	128.62	120.28
1	6	48	PHE	CA-C-O	-6.22	112.63	118.73
1	3	15	SER	CA-C-N	6.21	129.23	120.28
1	3	15	SER	C-N-CA	6.21	129.23	120.28
4	G	54	ASN	N-CA-C	-6.21	104.61	111.82
1	5	44	LYS	CA-C-O	-6.21	113.92	120.63
9	U	152	ALA	CA-C-N	6.20	128.96	120.46
9	U	152	ALA	C-N-CA	6.20	128.96	120.46
8	T	46	LEU	CA-C-N	6.20	129.21	120.28
8	T	46	LEU	C-N-CA	6.20	129.21	120.28
2	A	171	GLY	O-C-N	-6.20	117.77	123.78
3	E	452	ILE	N-CA-C	-6.20	102.00	109.01
3	D	145	ALA	CA-C-N	6.20	127.59	119.84
3	D	145	ALA	C-N-CA	6.20	127.59	119.84
2	B	197	GLU	N-CA-C	-6.20	105.88	113.50
2	B	13	ILE	O-C-N	6.20	127.98	121.91
5	H	131	GLU	CA-C-N	6.19	128.58	120.28
5	H	131	GLU	C-N-CA	6.19	128.58	120.28
3	D	208	ASN	CA-C-N	6.19	132.75	122.54
3	D	208	ASN	C-N-CA	6.19	132.75	122.54
2	C	467	GLU	CA-C-N	6.19	129.08	120.29
2	C	467	GLU	C-N-CA	6.19	129.08	120.29
3	E	12	LYS	N-CA-C	-6.19	99.90	109.24
2	C	326	LEU	O-C-N	-6.19	116.22	121.23
2	C	403	ALA	N-CA-C	-6.18	105.22	112.89
3	F	333	THR	N-CA-C	-6.18	98.55	109.06
3	E	259	PHE	CA-C-N	6.18	129.18	120.28
3	E	259	PHE	C-N-CA	6.18	129.18	120.28
10	V	14	LYS	CA-C-N	6.18	128.47	120.56
10	V	14	LYS	C-N-CA	6.18	128.47	120.56
2	B	205	TYR	N-CA-C	-6.17	99.13	109.07
13	Y	25	TYR	CA-C-O	6.17	126.97	120.42
3	D	112	LYS	N-CA-C	-6.17	97.66	110.80
3	D	417	PRO	CA-C-N	-6.17	112.94	122.87

*Continued on next page...*

*Continued from previous page...*

Mol	Chain	Res	Type	Atoms	Z	Observed(°)	Ideal(°)
3	D	417	PRO	C-N-CA	-6.17	112.94	122.87
2	A	407	GLN	CA-C-O	-6.17	110.31	120.80
3	E	335	LEU	N-CA-C	-6.17	98.84	108.90
4	G	198	GLU	CA-C-O	-6.17	114.04	120.70
5	H	77	VAL	CA-C-O	6.17	127.88	120.85
3	D	363	VAL	N-CA-C	-6.17	106.98	112.90
7	O	98	LEU	CA-C-O	6.16	125.56	118.97
3	F	76	VAL	CA-C-O	-6.16	114.05	120.27
3	F	140	VAL	N-CA-C	-6.16	104.34	110.62
3	F	295	ARG	CA-C-N	6.16	127.44	121.65
3	F	295	ARG	C-N-CA	6.16	127.44	121.65
8	T	181	ILE	CA-C-N	6.16	129.03	120.29
8	T	181	ILE	C-N-CA	6.16	129.03	120.29
1	3	68	VAL	CA-C-N	6.15	128.52	120.28
1	3	68	VAL	C-N-CA	6.15	128.52	120.28
1	8	55	PHE	N-CA-C	-6.15	104.66	111.36
2	A	372	SER	CA-C-N	6.15	132.40	122.68
2	A	372	SER	C-N-CA	6.15	132.40	122.68
2	B	179	ALA	N-CA-C	6.15	118.95	111.82
1	0	65	CYS	CA-C-O	6.15	127.28	120.82
2	A	264	LYS	N-CA-C	-6.15	99.95	109.24
3	E	258	ILE	N-CA-C	-6.15	106.74	112.83
1	0	51	ALA	CA-C-O	-6.14	114.04	120.55
2	B	498	SER	CA-C-N	6.14	128.51	120.28
2	B	498	SER	C-N-CA	6.14	128.51	120.28
3	D	25	PHE	O-C-N	-6.14	114.88	123.11
2	B	67	ASN	O-C-N	6.14	130.76	123.27
8	T	38	LEU	CA-C-O	-6.14	112.91	119.97
4	G	43	LYS	CA-C-O	-6.14	114.37	120.82
4	G	175	PHE	N-CA-C	-6.14	98.61	108.55
3	F	438	VAL	N-CA-C	-6.13	104.76	110.53
8	T	28	THR	CA-C-N	6.13	128.78	120.38
8	T	28	THR	C-N-CA	6.13	128.78	120.38
3	E	115	LYS	CA-C-N	6.13	126.08	119.76
3	E	115	LYS	C-N-CA	6.13	126.08	119.76
3	D	82	PRO	CA-C-N	6.12	128.94	120.49
3	D	82	PRO	C-N-CA	6.12	128.94	120.49
3	D	271	LEU	O-C-N	6.12	129.13	122.15
2	A	321	GLY	N-CA-C	-6.12	103.29	113.02
2	A	456	ASP	O-C-N	6.12	129.68	122.34
4	G	14	LYS	N-CA-C	6.12	117.95	111.28
1	2	31	ALA	CA-C-N	6.12	128.48	120.28

*Continued on next page...*

*Continued from previous page...*

Mol	Chain	Res	Type	Atoms	Z	Observed(°)	Ideal(°)
1	2	31	ALA	C-N-CA	6.12	128.48	120.28
1	0	1	MET	CA-C-N	6.11	128.47	120.28
1	0	1	MET	C-N-CA	6.11	128.47	120.28
3	E	259	PHE	CA-C-O	6.11	126.90	120.42
1	4	68	VAL	N-CA-C	6.11	116.85	110.62
2	A	372	SER	O-C-N	-6.11	116.08	123.29
2	B	282	GLN	CA-C-O	-6.11	114.41	120.82
2	C	481	LEU	N-CA-C	-6.11	104.70	111.36
1	6	8	LYS	CA-C-O	-6.11	114.41	120.82
2	B	5	ALA	CA-C-N	6.11	130.87	122.07
2	B	5	ALA	C-N-CA	6.11	130.87	122.07
3	F	441	PHE	CA-C-N	6.11	128.46	120.28
3	F	441	PHE	C-N-CA	6.11	128.46	120.28
4	G	28	SER	CA-C-N	6.11	128.38	120.44
4	G	28	SER	C-N-CA	6.11	128.38	120.44
3	E	362	VAL	N-CA-C	-6.11	106.55	112.29
13	Y	5	PHE	CA-C-N	6.11	126.07	119.78
13	Y	5	PHE	C-N-CA	6.11	126.07	119.78
2	C	383	LYS	N-CA-C	6.10	117.93	111.28
2	B	401	GLU	CA-C-N	6.10	128.82	120.46
2	B	401	GLU	C-N-CA	6.10	128.82	120.46
2	C	431	LYS	O-C-N	6.10	130.14	123.13
3	F	356	ARG	N-CA-C	-6.10	105.01	112.88
6	I	16	VAL	CA-C-N	6.10	128.45	120.28
6	I	16	VAL	C-N-CA	6.10	128.45	120.28
9	U	62	PHE	CA-C-O	-6.09	113.96	120.42
5	H	46	VAL	N-CA-C	-6.09	103.36	109.02
1	8	66	LEU	CA-C-N	6.09	128.44	120.28
1	8	66	LEU	C-N-CA	6.09	128.44	120.28
10	V	6	ALA	CA-C-N	6.09	128.72	120.38
10	V	6	ALA	C-N-CA	6.09	128.72	120.38
3	F	140	VAL	CA-C-N	6.08	129.05	120.42
3	F	140	VAL	C-N-CA	6.08	129.05	120.42
2	A	16	GLU	N-CA-C	6.08	118.68	111.33
2	B	398	GLN	CA-C-N	6.08	128.42	120.28
2	B	398	GLN	C-N-CA	6.08	128.42	120.28
4	G	203	ALA	N-CA-C	-6.07	99.10	109.24
10	V	53	VAL	CA-C-O	-6.07	113.80	120.84
2	C	338	ALA	CA-C-O	-6.07	114.56	121.72
1	7	64	PHE	CA-C-N	6.07	128.41	120.28
1	7	64	PHE	C-N-CA	6.07	128.41	120.28
2	B	159	VAL	O-C-N	6.07	128.01	121.10

*Continued on next page...*

*Continued from previous page...*

Mol	Chain	Res	Type	Atoms	Z	Observed(°)	Ideal(°)
2	B	500	LYS	CA-C-N	6.07	128.90	120.29
2	B	500	LYS	C-N-CA	6.07	128.90	120.29
3	F	386	ASP	N-CA-C	6.07	117.89	111.28
2	A	299	ASP	O-C-N	-6.06	115.07	122.34
3	D	271	LEU	CA-C-O	-6.06	114.00	120.42
2	B	413	ASP	CA-C-N	6.05	128.39	120.28
2	B	413	ASP	C-N-CA	6.05	128.39	120.28
3	D	97	ASN	CA-C-N	6.05	129.06	120.53
3	D	97	ASN	C-N-CA	6.05	129.06	120.53
7	O	100	CYS	CA-C-N	6.05	133.07	122.79
7	O	100	CYS	C-N-CA	6.05	133.07	122.79
9	U	104	LYS	CA-C-O	6.05	126.83	120.42
1	1	73	LEU	CA-C-O	6.04	126.93	120.70
1	7	17	ILE	CA-C-N	6.04	126.69	119.98
1	7	17	ILE	C-N-CA	6.04	126.69	119.98
3	F	369	ASP	CA-C-O	-6.04	114.48	120.82
2	A	262	ASN	CA-C-N	6.04	133.25	121.41
2	A	262	ASN	C-N-CA	6.04	133.25	121.41
12	X	38	ASN	O-C-N	-6.04	114.56	122.59
3	E	143	LEU	N-CA-C	6.04	117.66	111.14
1	7	57	LEU	CA-C-N	6.04	128.37	120.28
1	7	57	LEU	C-N-CA	6.04	128.37	120.28
3	D	266	SER	CA-C-N	6.04	128.86	120.29
3	D	266	SER	C-N-CA	6.04	128.86	120.29
3	E	79	THR	N-CA-C	-6.03	104.78	111.36
1	9	3	LEU	N-CA-C	6.03	117.85	111.28
3	F	141	VAL	N-CA-C	-6.02	104.64	110.72
2	A	399	TYR	CA-C-N	6.02	128.27	120.44
2	A	399	TYR	C-N-CA	6.02	128.27	120.44
8	T	198	PHE	N-CA-C	-6.02	104.28	111.69
2	B	96	ILE	N-CA-C	-6.02	103.41	110.21
7	O	163	ILE	N-CA-C	-6.02	99.81	108.48
1	7	13	GLY	CA-C-O	-6.02	114.50	121.00
2	B	136	PRO	O-C-N	6.02	129.93	123.01
2	C	397	ALA	CA-C-N	6.02	128.34	120.28
2	C	397	ALA	C-N-CA	6.02	128.34	120.28
14	Z	34	MET	N-CA-C	-6.01	105.43	112.89
2	C	208	VAL	N-CA-C	-6.01	99.69	108.11
3	E	325	THR	CA-C-N	6.01	128.93	120.28
3	E	325	THR	C-N-CA	6.01	128.93	120.28
3	F	394	ASP	N-CA-C	-6.01	105.99	113.38
8	T	57	ARG	CA-C-N	6.01	129.45	120.31

*Continued on next page...*

*Continued from previous page...*

Mol	Chain	Res	Type	Atoms	Z	Observed(°)	Ideal(°)
8	T	57	ARG	C-N-CA	6.01	129.45	120.31
2	B	438	LEU	CA-C-O	-6.01	114.61	121.40
2	A	22	SER	CA-C-N	6.01	131.19	122.36
2	A	22	SER	C-N-CA	6.01	131.19	122.36
2	A	354	LEU	O-C-N	-6.01	115.94	123.27
3	E	395	GLU	N-CA-C	-6.01	104.33	112.26
10	V	167	PHE	CA-C-O	-6.01	114.78	121.51
3	D	262	THR	CA-C-N	6.00	128.33	120.28
3	D	262	THR	C-N-CA	6.00	128.33	120.28
3	E	275	ILE	N-CA-C	-6.00	100.88	107.73
2	B	506	PHE	O-C-N	-6.00	114.42	122.22
1	0	6	ALA	O-C-N	5.99	128.47	122.12
2	B	444	VAL	CA-C-O	-5.99	113.76	118.85
3	E	234	LEU	CA-C-N	5.99	128.31	120.28
3	E	234	LEU	C-N-CA	5.99	128.31	120.28
2	A	427	THR	CA-C-N	5.99	128.30	120.28
2	A	427	THR	C-N-CA	5.99	128.30	120.28
2	A	256	GLY	CA-C-N	5.99	129.41	120.31
2	A	256	GLY	C-N-CA	5.99	129.41	120.31
2	C	367	ILE	O-C-N	-5.98	116.57	122.67
10	V	56	SER	N-CA-C	-5.98	101.76	111.04
1	1	13	GLY	O-C-N	5.98	127.93	122.19
2	C	210	GLN	CA-C-O	-5.98	114.37	120.71
2	B	494	GLU	CA-C-O	-5.98	114.22	120.55
7	O	136	ARG	CA-C-N	5.98	128.21	120.56
7	O	136	ARG	C-N-CA	5.98	128.21	120.56
8	T	192	ALA	CA-C-N	5.98	127.81	120.22
8	T	192	ALA	C-N-CA	5.98	127.81	120.22
1	0	15	SER	CA-C-N	5.97	129.10	120.38
1	0	15	SER	C-N-CA	5.97	129.10	120.38
2	B	47	ASN	N-CA-C	-5.97	105.17	112.88
2	A	472	SER	CA-C-N	5.97	128.20	120.44
2	A	472	SER	C-N-CA	5.97	128.20	120.44
3	D	64	MET	CA-C-O	5.97	126.43	119.32
2	B	375	ARG	N-CA-C	-5.97	105.65	113.17
3	D	365	GLN	CA-C-N	5.97	128.20	120.44
3	D	365	GLN	C-N-CA	5.97	128.20	120.44
3	E	396	LEU	N-CA-C	-5.97	100.34	109.41
9	U	154	LEU	CA-C-N	5.97	128.76	120.29
9	U	154	LEU	C-N-CA	5.97	128.76	120.29
14	Z	23	LEU	O-C-N	-5.97	115.24	122.22
1	5	18	GLY	CA-C-N	5.96	128.87	120.28

*Continued on next page...*

*Continued from previous page...*

Mol	Chain	Res	Type	Atoms	Z	Observed(°)	Ideal(°)
1	5	18	GLY	C-N-CA	5.96	128.87	120.28
1	8	2	GLN	CA-C-N	5.96	128.27	120.28
1	8	2	GLN	C-N-CA	5.96	128.27	120.28
3	F	364	GLY	CA-C-N	5.96	128.27	120.28
3	F	364	GLY	C-N-CA	5.96	128.27	120.28
14	Z	7	PHE	N-CA-C	-5.96	104.13	113.02
2	A	424	GLU	CA-C-N	5.96	128.27	120.28
2	A	424	GLU	C-N-CA	5.96	128.27	120.28
12	X	17	ALA	CA-C-N	5.96	125.98	119.90
12	X	17	ALA	C-N-CA	5.96	125.98	119.90
2	A	56	GLU	CA-C-O	5.96	126.80	120.36
3	E	129	THR	CA-C-N	5.96	129.17	120.71
3	E	129	THR	C-N-CA	5.96	129.17	120.71
10	V	119	SER	CA-C-O	-5.96	114.23	120.55
2	B	446	LEU	N-CA-C	-5.96	104.87	111.36
2	B	307	LEU	N-CA-C	5.95	117.44	111.07
3	F	50	VAL	N-CA-C	-5.95	101.03	108.89
3	F	432	VAL	CA-C-O	5.95	126.58	120.39
2	C	228	MET	CA-C-O	-5.95	114.17	121.02
3	D	229	ARG	N-CA-C	5.95	117.85	111.36
2	B	480	GLU	CA-C-O	-5.95	114.24	120.55
4	G	102	GLN	O-C-N	-5.95	114.48	121.32
10	V	95	PHE	CA-C-N	5.95	128.74	120.29
10	V	95	PHE	C-N-CA	5.95	128.74	120.29
1	1	15	SER	CA-C-N	5.95	130.12	120.60
1	1	15	SER	C-N-CA	5.95	130.12	120.60
1	8	28	ILE	CA-C-O	-5.95	114.76	120.95
4	G	75	VAL	N-CA-C	-5.95	99.69	108.85
3	D	15	ALA	CA-C-N	5.95	132.67	121.97
3	D	15	ALA	C-N-CA	5.95	132.67	121.97
3	E	323	ALA	O-C-N	-5.95	115.82	122.12
4	G	188	ILE	N-CA-C	-5.95	104.71	110.42
2	A	276	GLN	CA-C-N	5.94	128.73	120.29
2	A	276	GLN	C-N-CA	5.94	128.73	120.29
3	E	370	VAL	O-C-N	-5.94	116.09	121.91
2	A	474	LEU	CA-C-O	-5.94	114.25	120.55
7	O	160	LYS	CA-C-N	5.94	125.56	119.56
7	O	160	LYS	C-N-CA	5.94	125.56	119.56
7	O	78	HIS	CA-C-O	-5.93	114.37	120.89
1	6	51	ALA	CA-C-N	5.93	128.84	120.42
1	6	51	ALA	C-N-CA	5.93	128.84	120.42
2	A	504	GLU	CA-C-N	5.93	128.14	120.44

*Continued on next page...*

*Continued from previous page...*

Mol	Chain	Res	Type	Atoms	Z	Observed(°)	Ideal(°)
2	A	504	GLU	C-N-CA	5.93	128.14	120.44
2	A	300	VAL	CA-C-N	5.92	128.70	120.29
2	A	300	VAL	C-N-CA	5.92	128.70	120.29
2	A	196	ASP	O-C-N	-5.92	115.30	123.12
2	C	39	GLY	O-C-N	5.92	128.21	122.41
3	D	97	ASN	N-CA-C	-5.92	102.18	110.35
8	T	147	PRO	O-C-N	5.92	129.85	122.22
1	5	44	LYS	CA-C-N	5.92	128.13	120.44
1	5	44	LYS	C-N-CA	5.92	128.13	120.44
8	T	170	ALA	N-CA-C	5.92	117.81	111.36
14	Z	24	LEU	CA-C-N	5.92	128.02	120.56
14	Z	24	LEU	C-N-CA	5.92	128.02	120.56
1	2	13	GLY	CA-C-N	5.91	128.56	120.46
1	2	13	GLY	C-N-CA	5.91	128.56	120.46
3	F	42	PRO	N-CA-C	-5.91	107.88	114.92
3	F	378	LEU	CA-C-N	5.91	129.30	120.31
3	F	378	LEU	C-N-CA	5.91	129.30	120.31
3	D	286	ALA	CA-C-O	-5.91	114.61	120.70
3	F	363	VAL	CA-C-N	5.91	130.63	122.06
3	F	363	VAL	C-N-CA	5.91	130.63	122.06
13	Y	24	TYR	CA-C-O	5.91	126.82	120.55
1	2	20	LEU	CA-C-N	5.91	126.50	119.94
1	2	20	LEU	C-N-CA	5.91	126.50	119.94
1	5	59	GLU	O-C-N	5.91	128.16	122.07
2	C	501	SER	CA-C-N	5.91	128.68	120.29
2	C	501	SER	C-N-CA	5.91	128.68	120.29
1	1	5	LEU	CA-C-O	5.91	126.68	120.42
6	I	10	TYR	CA-C-N	5.90	130.72	120.68
6	I	10	TYR	C-N-CA	5.90	130.72	120.68
2	C	214	THR	N-CA-C	-5.90	104.85	111.28
9	U	145	GLU	O-C-N	-5.90	115.87	122.12
1	2	32	ALA	N-CA-C	5.90	117.71	111.28
2	B	480	GLU	CA-C-N	5.90	128.18	120.28
2	B	480	GLU	C-N-CA	5.90	128.18	120.28
1	6	55	PHE	CA-C-N	5.89	128.66	120.29
1	6	55	PHE	C-N-CA	5.89	128.66	120.29
2	B	411	ASP	N-CA-C	-5.89	100.06	109.96
2	C	300	VAL	CA-C-N	5.89	128.18	120.28
2	C	300	VAL	C-N-CA	5.89	128.18	120.28
3	D	268	VAL	CA-C-O	5.89	127.10	120.85
8	T	168	ALA	CA-C-O	-5.89	112.00	119.31
10	V	99	ALA	N-CA-C	5.89	117.38	111.07

*Continued on next page...*

*Continued from previous page...*

Mol	Chain	Res	Type	Atoms	Z	Observed(°)	Ideal(°)
3	F	386	ASP	O-C-N	5.88	128.36	122.12
10	V	141	ILE	CA-C-O	-5.88	112.83	119.42
1	5	58	SER	O-C-N	5.88	128.35	122.12
3	D	472	LYS	CA-C-N	5.88	128.08	120.44
3	D	472	LYS	C-N-CA	5.88	128.08	120.44
3	E	233	ALA	CA-C-N	5.88	128.64	120.29
3	E	233	ALA	C-N-CA	5.88	128.64	120.29
3	D	418	PHE	N-CA-C	-5.87	100.61	109.95
2	C	130	ARG	CA-C-N	5.87	130.51	120.71
2	C	130	ARG	C-N-CA	5.87	130.51	120.71
2	C	147	PRO	N-CA-C	5.87	124.56	112.47
4	G	37	ALA	CA-C-N	5.87	128.15	120.28
4	G	37	ALA	C-N-CA	5.87	128.15	120.28
1	1	45	ASP	CA-C-N	5.87	128.62	120.29
1	1	45	ASP	C-N-CA	5.87	128.62	120.29
3	E	436	ASP	N-CA-C	5.87	117.68	111.28
8	T	133	GLY	CA-C-N	5.87	128.14	120.28
8	T	133	GLY	C-N-CA	5.87	128.14	120.28
3	E	135	GLU	CA-C-N	5.86	132.54	121.81
3	E	135	GLU	C-N-CA	5.86	132.54	121.81
2	C	182	LEU	CA-C-N	5.86	128.13	120.28
2	C	182	LEU	C-N-CA	5.86	128.13	120.28
1	4	18	GLY	O-C-N	-5.86	116.03	122.24
3	D	69	GLY	O-C-N	5.86	129.18	122.33
2	B	169	ILE	CA-C-O	5.85	126.79	120.53
2	A	17	ARG	CA-C-N	5.85	128.48	120.46
2	A	17	ARG	C-N-CA	5.85	128.48	120.46
3	E	359	ASP	N-CA-C	5.85	119.68	112.54
3	F	138	ILE	N-CA-C	-5.85	99.06	107.78
5	H	40	GLY	O-C-N	5.85	128.52	123.37
2	A	424	GLU	O-C-N	5.85	128.32	122.12
3	E	355	SER	N-CA-C	-5.85	100.18	109.07
2	B	335	ASP	CA-C-O	-5.85	114.10	120.36
3	D	140	VAL	CA-C-N	5.85	128.04	120.56
3	D	140	VAL	C-N-CA	5.85	128.04	120.56
12	X	24	ALA	CA-C-N	5.85	128.11	120.28
12	X	24	ALA	C-N-CA	5.85	128.11	120.28
1	9	35	ASN	CA-C-N	5.84	126.31	119.94
1	9	35	ASN	C-N-CA	5.84	126.31	119.94
3	F	359	ASP	CA-C-N	5.84	135.18	121.52
3	F	359	ASP	C-N-CA	5.84	135.18	121.52
4	G	55	ALA	CA-C-O	5.83	126.55	119.49

*Continued on next page...*

*Continued from previous page...*

Mol	Chain	Res	Type	Atoms	Z	Observed(°)	Ideal(°)
7	O	57	LEU	N-CA-C	-5.83	98.78	108.34
1	8	48	PHE	CA-C-N	5.83	125.69	119.28
1	8	48	PHE	C-N-CA	5.83	125.69	119.28
2	B	151	GLY	CA-C-O	5.83	126.30	119.19
10	V	116	ASP	CA-C-N	5.83	129.17	120.31
10	V	116	ASP	C-N-CA	5.83	129.17	120.31
14	Z	3	GLN	N-CA-C	-5.83	105.93	113.16
2	B	296	TYR	CA-C-O	-5.83	115.01	119.32
12	X	6	LEU	CA-C-N	5.83	128.01	120.44
12	X	6	LEU	C-N-CA	5.83	128.01	120.44
2	A	336	VAL	CA-C-N	5.82	131.99	121.92
2	A	336	VAL	C-N-CA	5.82	131.99	121.92
3	E	460	VAL	O-C-N	-5.82	116.59	123.00
8	T	214	ALA	N-CA-C	-5.82	105.07	111.82
2	B	109	VAL	N-CA-C	-5.82	100.03	108.71
2	B	187	ASN	N-CA-C	5.82	119.64	112.54
1	4	25	GLY	N-CA-C	5.82	119.25	112.50
3	F	438	VAL	O-C-N	-5.82	115.85	121.90
4	G	76	ALA	CA-C-O	-5.82	114.82	121.40
2	A	103	PRO	CA-C-N	5.82	132.81	121.41
2	A	103	PRO	C-N-CA	5.82	132.81	121.41
1	0	11	GLY	CA-C-O	5.82	126.74	120.75
7	O	16	GLU	CA-C-O	5.82	127.21	119.59
7	O	105	ALA	CA-C-O	5.81	126.92	120.82
3	E	413	PHE	CA-C-N	5.81	129.90	120.60
3	E	413	PHE	C-N-CA	5.81	129.90	120.60
3	E	465	ASP	CA-C-N	5.81	128.42	120.46
3	E	465	ASP	C-N-CA	5.81	128.42	120.46
1	4	26	ILE	N-CA-C	-5.81	104.69	110.62
9	U	107	ILE	O-C-N	-5.81	116.23	121.87
8	T	37	LEU	CA-C-N	5.80	129.13	120.31
8	T	37	LEU	C-N-CA	5.80	129.13	120.31
2	A	483	THR	O-C-N	5.80	128.27	122.12
2	B	148	VAL	N-CA-C	-5.80	99.87	108.45
2	C	222	LEU	CA-C-O	-5.80	114.73	120.70
2	B	48	ASN	CA-C-N	5.79	128.40	120.35
2	B	48	ASN	C-N-CA	5.79	128.40	120.35
2	C	421	VAL	O-C-N	5.79	127.58	121.91
1	0	18	GLY	CA-C-N	5.79	128.62	120.28
1	0	18	GLY	C-N-CA	5.79	128.62	120.28
3	E	319	ASP	CA-C-N	5.79	125.47	119.05
3	E	319	ASP	C-N-CA	5.79	125.47	119.05

*Continued on next page...*

*Continued from previous page...*

Mol	Chain	Res	Type	Atoms	Z	Observed(°)	Ideal(°)
3	F	196	ASP	N-CA-C	-5.79	104.89	111.14
3	D	319	ASP	CA-C-N	5.79	125.16	118.85
3	D	319	ASP	C-N-CA	5.79	125.16	118.85
2	C	205	TYR	N-CA-C	-5.78	99.76	109.07
3	E	310	VAL	CA-C-N	5.78	131.26	122.65
3	E	310	VAL	C-N-CA	5.78	131.26	122.65
3	F	331	ALA	CA-C-N	5.78	129.47	120.75
3	F	331	ALA	C-N-CA	5.78	129.47	120.75
2	B	255	ILE	O-C-N	5.77	127.78	121.83
2	B	358	LEU	CA-C-N	5.77	128.49	120.29
2	B	358	LEU	C-N-CA	5.77	128.49	120.29
2	C	221	THR	N-CA-C	5.77	117.57	111.28
2	C	13	ILE	CA-C-N	5.77	127.94	120.44
2	C	13	ILE	C-N-CA	5.77	127.94	120.44
4	G	6	VAL	O-C-N	5.77	127.56	121.91
1	3	20	LEU	CA-C-N	5.77	126.34	120.00
1	3	20	LEU	C-N-CA	5.77	126.34	120.00
2	C	239	SER	N-CA-C	-5.76	105.08	111.36
3	F	152	LYS	CA-C-N	5.76	128.36	120.35
3	F	152	LYS	C-N-CA	5.76	128.36	120.35
3	D	227	GLY	O-C-N	5.76	127.72	122.19
2	B	22	SER	CA-C-N	5.76	132.54	121.54
2	B	22	SER	C-N-CA	5.76	132.54	121.54
2	A	160	PRO	N-CA-C	5.76	120.54	111.38
2	C	427	THR	CA-C-N	5.76	127.99	120.28
2	C	427	THR	C-N-CA	5.76	127.99	120.28
1	0	33	LEU	N-CA-C	5.75	117.22	111.07
2	B	251	THR	N-CA-C	-5.75	106.10	113.23
3	E	242	TYR	O-C-N	5.75	128.00	122.07
3	E	439	ALA	CA-C-N	5.75	127.92	120.44
3	E	439	ALA	C-N-CA	5.75	127.92	120.44
2	C	134	LYS	N-CA-C	-5.75	100.42	109.50
2	C	368	ASN	CA-C-O	5.75	126.64	120.32
3	E	20	ILE	CA-C-N	5.75	129.42	120.34
3	E	20	ILE	C-N-CA	5.75	129.42	120.34
4	G	9	ARG	CA-C-O	-5.75	114.33	120.42
1	4	10	ILE	CA-C-N	5.74	127.51	120.22
1	4	10	ILE	C-N-CA	5.74	127.51	120.22
7	O	189	LYS	CA-C-N	5.74	130.17	120.64
7	O	189	LYS	C-N-CA	5.74	130.17	120.64
3	D	122	PRO	N-CA-C	5.74	120.24	111.34
1	2	26	ILE	CA-C-N	5.74	127.97	120.28

*Continued on next page...*

*Continued from previous page...*

Mol	Chain	Res	Type	Atoms	Z	Observed(°)	Ideal(°)
1	2	26	ILE	C-N-CA	5.74	127.97	120.28
9	U	135	SER	O-C-N	5.74	127.98	122.07
3	F	90	GLU	N-CA-C	-5.74	106.50	112.93
1	2	60	ALA	CA-C-O	-5.74	114.47	120.55
1	6	70	PHE	CA-C-O	-5.74	114.34	120.42
1	7	55	PHE	CA-C-N	5.74	127.97	120.28
1	7	55	PHE	C-N-CA	5.74	127.97	120.28
1	2	51	ALA	CA-C-O	-5.73	114.80	120.82
3	E	351	LEU	O-C-N	5.73	129.18	122.24
3	D	102	PRO	CA-C-O	-5.73	115.10	121.23
1	1	36	GLY	O-C-N	-5.73	116.69	122.19
1	5	28	ILE	CA-C-N	5.73	127.89	120.56
1	5	28	ILE	C-N-CA	5.73	127.89	120.56
3	F	240	ALA	CA-C-N	5.73	127.95	120.28
3	F	240	ALA	C-N-CA	5.73	127.95	120.28
2	B	134	LYS	CA-C-N	5.72	128.35	120.39
2	B	134	LYS	C-N-CA	5.72	128.35	120.39
3	E	41	THR	O-C-N	5.72	125.83	121.65
3	D	19	ALA	CA-C-N	5.72	130.89	123.11
3	D	19	ALA	C-N-CA	5.72	130.89	123.11
3	D	252	LEU	N-CA-C	-5.72	99.08	108.41
3	F	89	ARG	N-CA-C	-5.72	105.96	113.17
2	A	442	GLU	N-CA-C	5.72	117.52	111.28
2	A	188	GLN	CA-C-O	-5.72	114.97	120.92
2	A	380	ALA	CA-C-O	5.72	126.61	120.55
4	G	139	THR	N-CA-C	-5.72	100.01	108.99
3	D	381	TYR	O-C-N	5.72	128.18	122.12
1	3	10	ILE	CA-C-N	5.71	126.29	120.00
1	3	10	ILE	C-N-CA	5.71	126.29	120.00
3	F	443	ALA	CA-C-N	5.71	127.76	120.56
3	F	443	ALA	C-N-CA	5.71	127.76	120.56
2	A	410	SER	CA-C-N	5.71	132.45	121.54
2	A	410	SER	C-N-CA	5.71	132.45	121.54
2	B	301	PHE	CA-C-N	5.71	127.93	120.28
2	B	301	PHE	C-N-CA	5.71	127.93	120.28
2	A	481	LEU	CA-C-N	5.71	128.39	120.29
2	A	481	LEU	C-N-CA	5.71	128.39	120.29
2	A	394	LEU	N-CA-C	5.71	117.17	111.07
2	A	204	VAL	O-C-N	-5.70	117.10	123.26
8	T	118	ILE	O-C-N	5.70	127.70	121.83
9	U	206	SER	N-CA-C	-5.70	105.64	112.59
3	D	345	TYR	N-CA-C	-5.70	100.28	109.40

*Continued on next page...*

*Continued from previous page...*

Mol	Chain	Res	Type	Atoms	Z	Observed(°)	Ideal(°)
3	E	58	THR	CA-C-O	5.70	126.48	120.33
3	E	89	ARG	N-CA-C	-5.70	106.13	112.57
2	C	23	ASP	N-CA-C	5.70	117.49	111.28
1	0	32	ALA	O-C-N	5.69	128.16	122.12
3	D	304	VAL	N-CA-C	-5.69	99.55	107.80
3	E	394	ASP	N-CA-C	-5.69	106.00	113.17
1	0	6	ALA	CA-C-N	5.69	128.37	120.29
1	0	6	ALA	C-N-CA	5.69	128.37	120.29
1	9	63	LEU	O-C-N	-5.69	116.09	122.12
3	D	416	GLN	CA-C-O	-5.69	114.40	119.86
3	D	264	ALA	CA-C-O	-5.69	114.52	120.55
3	F	93	GLY	CA-C-N	5.69	132.40	121.54
3	F	93	GLY	C-N-CA	5.69	132.40	121.54
3	F	60	ARG	N-CA-C	-5.68	99.14	108.41
7	O	22	ALA	CA-C-N	5.68	127.83	120.44
7	O	22	ALA	C-N-CA	5.68	127.83	120.44
2	C	302	TYR	CA-C-N	5.68	127.82	120.44
2	C	302	TYR	C-N-CA	5.68	127.82	120.44
8	T	60	ILE	N-CA-C	5.68	116.45	110.72
4	G	135	LYS	N-CA-C	-5.68	106.40	113.38
12	X	33	PRO	CA-C-N	5.68	126.94	119.84
12	X	33	PRO	C-N-CA	5.68	126.94	119.84
2	A	177	LYS	CA-C-N	5.67	128.35	120.29
2	A	177	LYS	C-N-CA	5.67	128.35	120.29
2	B	493	LYS	N-CA-C	-5.67	105.00	111.07
9	U	108	ASP	O-C-N	-5.67	116.22	122.07
3	E	38	GLU	CA-C-N	-5.67	116.16	123.19
3	E	38	GLU	C-N-CA	-5.67	116.16	123.19
2	B	24	GLU	CA-C-N	5.67	130.22	122.34
2	B	24	GLU	C-N-CA	5.67	130.22	122.34
3	F	444	VAL	O-C-N	5.67	127.47	121.91
9	U	110	VAL	CA-C-N	5.67	127.88	120.28
9	U	110	VAL	C-N-CA	5.67	127.88	120.28
13	Y	16	PHE	CA-C-N	5.67	130.27	120.58
13	Y	16	PHE	C-N-CA	5.67	130.27	120.58
2	A	31	GLY	N-CA-C	-5.67	102.87	111.14
2	C	404	ALA	O-C-N	-5.67	115.26	122.34
3	D	367	HIS	CA-C-O	-5.67	114.54	120.55
4	G	112	ASP	CA-C-O	-5.67	114.41	120.42
2	B	163	ARG	CA-C-N	5.67	131.21	122.20
2	B	163	ARG	C-N-CA	5.67	131.21	122.20
5	H	52	LEU	CA-C-N	5.67	130.98	121.92

*Continued on next page...*

*Continued from previous page...*

Mol	Chain	Res	Type	Atoms	Z	Observed(°)	Ideal(°)
5	H	52	LEU	C-N-CA	5.67	130.98	121.92
7	O	146	LEU	N-CA-C	5.67	117.45	111.28
2	A	376	VAL	N-CA-C	-5.66	106.79	112.17
2	B	166	ARG	CA-C-N	-5.66	114.02	122.74
2	B	166	ARG	C-N-CA	-5.66	114.02	122.74
2	C	476	SER	N-CA-C	5.66	117.26	111.14
3	F	29	GLU	N-CA-C	-5.66	98.74	110.80
7	O	18	THR	CA-C-N	5.66	127.86	120.28
7	O	18	THR	C-N-CA	5.66	127.86	120.28
8	T	73	THR	N-CA-C	-5.66	106.42	113.38
1	3	41	PRO	N-CA-C	5.66	124.12	112.47
4	G	252	SER	CA-C-N	5.66	128.21	120.46
4	G	252	SER	C-N-CA	5.66	128.21	120.46
7	O	180	ILE	N-CA-C	-5.66	105.58	111.58
2	C	102	GLY	CA-C-N	5.65	126.91	119.84
2	C	102	GLY	C-N-CA	5.65	126.91	119.84
12	X	45	GLN	CA-C-N	5.65	130.75	121.87
12	X	45	GLN	C-N-CA	5.65	130.75	121.87
2	C	418	GLN	CA-C-N	5.65	127.85	120.28
2	C	418	GLN	C-N-CA	5.65	127.85	120.28
4	G	169	PRO	CA-C-N	5.65	127.67	120.56
4	G	169	PRO	C-N-CA	5.65	127.67	120.56
3	D	247	GLU	CA-C-O	5.64	125.17	118.79
3	F	54	LEU	N-CA-C	-5.64	105.60	112.88
1	1	45	ASP	N-CA-C	5.64	117.43	111.28
2	B	210	GLN	CA-C-N	5.64	128.88	120.87
2	B	210	GLN	C-N-CA	5.64	128.88	120.87
3	F	282	GLN	O-C-N	-5.64	115.49	121.30
1	7	31	ALA	N-CA-C	5.64	117.42	111.28
4	G	147	ALA	CA-C-N	5.64	127.84	120.28
4	G	147	ALA	C-N-CA	5.64	127.84	120.28
1	4	55	PHE	CA-C-O	-5.64	114.90	120.82
4	G	92	ALA	CA-C-N	5.64	127.83	120.28
4	G	92	ALA	C-N-CA	5.64	127.83	120.28
8	T	30	SER	N-CA-C	5.64	117.50	111.36
1	6	23	GLY	CA-C-N	5.63	127.77	120.56
1	6	23	GLY	C-N-CA	5.63	127.77	120.56
1	9	74	PHE	N-CA-C	5.63	117.50	111.36
3	D	349	ASP	CA-C-N	5.63	124.83	118.97
3	D	349	ASP	C-N-CA	5.63	124.83	118.97
3	F	76	VAL	O-C-N	5.63	129.04	123.18
2	C	257	GLU	CA-C-N	5.63	127.83	120.28

*Continued on next page...*

*Continued from previous page...*

Mol	Chain	Res	Type	Atoms	Z	Observed(°)	Ideal(°)
2	C	257	GLU	C-N-CA	5.63	127.83	120.28
1	2	17	ILE	O-C-N	-5.63	116.22	121.90
8	T	240	SER	O-C-N	5.63	128.57	122.15
1	4	40	ASN	N-CA-C	5.63	122.25	109.81
2	C	180	VAL	CA-C-N	5.63	128.09	120.44
2	C	180	VAL	C-N-CA	5.63	128.09	120.44
2	C	431	LYS	CA-C-O	-5.63	114.13	120.43
2	A	296	TYR	CA-C-N	5.62	125.94	119.92
2	A	296	TYR	C-N-CA	5.62	125.94	119.92
4	G	30	ARG	O-C-N	5.62	128.08	122.12
2	C	329	ILE	CA-C-N	5.62	130.75	123.00
2	C	329	ILE	C-N-CA	5.62	130.75	123.00
1	7	3	LEU	N-CA-C	5.62	117.40	111.28
3	E	90	GLU	N-CA-C	-5.62	103.69	110.88
2	C	184	THR	CA-C-N	5.62	128.15	120.46
2	C	184	THR	C-N-CA	5.62	128.15	120.46
2	C	276	GLN	O-C-N	5.61	128.07	122.12
2	B	155	VAL	CA-C-O	-5.61	115.22	121.17
2	C	222	LEU	N-CA-C	-5.61	105.08	111.14
2	B	267	LEU	O-C-N	-5.61	116.54	123.33
11	W	15	ILE	CA-C-O	5.61	124.00	119.29
5	H	71	SER	N-CA-C	-5.60	106.11	113.17
5	H	38	ARG	CA-C-N	5.60	130.73	122.94
5	H	38	ARG	C-N-CA	5.60	130.73	122.94
2	A	412	LEU	N-CA-C	-5.60	98.96	108.26
2	C	315	SER	CA-C-N	5.60	128.82	120.31
2	C	315	SER	C-N-CA	5.60	128.82	120.31
3	E	121	PRO	CA-C-N	5.60	126.84	119.84
3	E	121	PRO	C-N-CA	5.60	126.84	119.84
10	V	83	ILE	CA-C-N	5.60	129.65	121.31
10	V	83	ILE	C-N-CA	5.60	129.65	121.31
2	B	105	LEU	CA-C-N	5.59	128.71	120.82
2	B	105	LEU	C-N-CA	5.59	128.71	120.82
3	D	81	GLY	CA-C-N	5.59	126.83	119.84
3	D	81	GLY	C-N-CA	5.59	126.83	119.84
2	B	188	GLN	CA-C-N	5.59	128.23	120.29
2	B	188	GLN	C-N-CA	5.59	128.23	120.29
2	C	196	ASP	CA-C-N	5.59	132.50	122.38
2	C	196	ASP	C-N-CA	5.59	132.50	122.38
2	A	320	SER	O-C-N	5.59	129.73	122.86
1	6	17	ILE	CA-C-N	5.59	127.12	120.14
1	6	17	ILE	C-N-CA	5.59	127.12	120.14

*Continued on next page...*

*Continued from previous page...*

Mol	Chain	Res	Type	Atoms	Z	Observed(°)	Ideal(°)
1	7	67	MET	CA-C-O	-5.59	114.50	120.42
3	F	109	ILE	CA-C-O	-5.59	114.67	121.04
2	C	175	THR	N-CA-C	-5.58	105.68	112.88
3	D	440	SER	CA-C-N	5.58	128.80	120.31
3	D	440	SER	C-N-CA	5.58	128.80	120.31
3	E	398	GLU	CA-C-N	5.58	127.70	120.44
3	E	398	GLU	C-N-CA	5.58	127.70	120.44
3	D	307	VAL	N-CA-C	-5.58	100.36	108.17
3	F	17	ILE	O-C-N	5.58	128.01	122.04
3	F	390	ILE	CA-C-N	5.58	127.76	120.28
3	F	390	ILE	C-N-CA	5.58	127.76	120.28
2	C	280	TYR	CA-C-N	5.58	127.76	120.28
2	C	280	TYR	C-N-CA	5.58	127.76	120.28
3	D	336	SER	N-CA-C	5.58	117.88	109.23
7	O	58	LEU	CA-C-O	5.58	125.42	119.34
3	D	39	ILE	N-CA-C	-5.58	100.36	108.17
3	F	307	VAL	N-CA-C	-5.58	99.61	107.75
2	B	346	SER	CA-C-N	5.57	129.28	120.47
2	B	346	SER	C-N-CA	5.57	129.28	120.47
3	F	429	GLY	O-C-N	-5.57	115.45	122.70
3	E	208	ASN	N-CA-C	-5.57	99.96	108.76
10	V	81	VAL	O-C-N	5.57	129.53	122.57
4	G	269	ASP	CA-C-N	5.57	128.09	120.46
4	G	269	ASP	C-N-CA	5.57	128.09	120.46
1	6	28	ILE	CA-C-N	5.57	127.57	120.56
1	6	28	ILE	C-N-CA	5.57	127.57	120.56
4	G	39	ILE	N-CA-C	-5.57	105.08	110.42
9	U	73	LEU	CA-C-N	5.56	127.05	120.09
9	U	73	LEU	C-N-CA	5.56	127.05	120.09
1	9	63	LEU	CA-C-N	5.56	127.67	120.44
1	9	63	LEU	C-N-CA	5.56	127.67	120.44
3	D	414	LEU	CA-C-N	5.56	128.66	120.82
3	D	414	LEU	C-N-CA	5.56	128.66	120.82
12	X	54	THR	N-CA-C	-5.56	105.30	111.36
3	D	350	PRO	CA-C-N	5.56	127.72	120.28
3	D	350	PRO	C-N-CA	5.56	127.72	120.28
3	D	288	ASP	O-C-N	-5.55	115.82	122.15
12	X	20	THR	CA-C-N	5.55	128.17	120.29
12	X	20	THR	C-N-CA	5.55	128.17	120.29
2	A	377	GLY	CA-C-N	5.55	131.09	122.49
2	A	377	GLY	C-N-CA	5.55	131.09	122.49
2	C	105	LEU	N-CA-C	-5.55	106.28	113.16

*Continued on next page...*

*Continued from previous page...*

Mol	Chain	Res	Type	Atoms	Z	Observed(°)	Ideal(°)
1	7	20	LEU	CA-C-N	5.55	126.14	119.98
1	7	20	LEU	C-N-CA	5.55	126.14	119.98
1	1	30	PHE	CA-C-N	5.55	128.17	120.29
1	1	30	PHE	C-N-CA	5.55	128.17	120.29
2	C	254	SER	N-CA-C	5.55	117.33	111.28
2	C	37	GLY	N-CA-C	-5.54	101.32	110.80
1	5	61	THR	CA-C-N	5.54	126.09	119.94
1	5	61	THR	C-N-CA	5.54	126.09	119.94
4	G	267	LEU	CA-C-O	-5.54	114.67	120.55
9	U	116	VAL	CA-C-O	-5.54	115.28	121.05
1	9	49	PRO	CA-C-O	-5.54	111.13	119.55
2	B	34	LEU	N-CA-C	-5.54	107.77	114.75
3	E	374	VAL	O-C-N	5.54	127.25	121.87
8	T	228	ILE	CA-C-N	5.54	128.05	120.46
8	T	228	ILE	C-N-CA	5.54	128.05	120.46
2	A	161	ILE	N-CA-C	-5.54	99.84	108.86
2	A	193	ASN	CA-C-O	5.54	125.37	119.34
2	B	212	ARG	CA-C-N	5.53	127.69	120.28
2	B	212	ARG	C-N-CA	5.53	127.69	120.28
3	E	163	LYS	CA-C-O	5.53	126.41	120.55
9	U	125	ASP	CA-C-N	5.53	128.04	120.46
9	U	125	ASP	C-N-CA	5.53	128.04	120.46
2	A	11	SER	N-CA-C	5.53	117.31	111.28
14	Z	28	SER	N-CA-C	5.53	117.31	111.28
2	A	62	LYS	N-CA-C	-5.52	100.90	109.24
2	C	251	THR	CA-C-N	5.52	128.23	120.28
2	C	251	THR	C-N-CA	5.52	128.23	120.28
9	U	201	ILE	CA-C-O	-5.52	115.21	120.95
1	9	68	VAL	CA-C-N	5.52	127.61	120.44
1	9	68	VAL	C-N-CA	5.52	127.61	120.44
2	B	425	ARG	CA-C-N	5.52	127.67	120.28
2	B	425	ARG	C-N-CA	5.52	127.67	120.28
3	F	41	THR	O-C-N	-5.52	116.85	121.54
4	G	219	LEU	CA-C-N	5.52	127.61	120.44
4	G	219	LEU	C-N-CA	5.52	127.61	120.44
1	8	6	ALA	CA-C-O	5.51	126.61	120.82
3	D	452	ILE	CA-C-N	5.51	126.73	119.84
3	D	452	ILE	C-N-CA	5.51	126.73	119.84
3	E	134	LEU	N-CA-C	-5.51	100.41	109.40
3	E	185	THR	N-CA-C	-5.51	99.44	108.76
3	E	282	GLN	N-CA-C	5.51	117.69	110.08
1	4	48	PHE	CA-C-O	-5.51	113.33	118.73

*Continued on next page...*

*Continued from previous page...*

Mol	Chain	Res	Type	Atoms	Z	Observed(°)	Ideal(°)
7	O	21	THR	O-C-N	5.51	127.75	122.07
8	T	47	THR	N-CA-C	5.51	118.05	111.71
2	C	242	ALA	O-C-N	-5.51	115.52	120.92
1	8	41	PRO	N-CA-C	5.51	123.82	112.47
3	D	88	GLY	CA-C-O	-5.51	114.18	121.12
1	0	70	PHE	CA-C-O	-5.51	114.58	120.42
12	X	30	PRO	CA-C-N	5.51	132.06	121.54
12	X	30	PRO	C-N-CA	5.51	132.06	121.54
3	D	34	LEU	CA-C-O	-5.50	112.64	120.51
3	D	226	PRO	O-C-N	5.50	128.83	122.23
10	V	90	GLN	N-CA-C	-5.50	107.11	113.88
3	D	445	LEU	N-CA-C	5.50	118.20	111.82
3	F	279	VAL	O-C-N	-5.50	115.70	122.57
7	O	25	GLN	O-C-N	5.50	129.03	122.27
3	F	199	ARG	CA-C-N	5.50	128.66	120.31
3	F	199	ARG	C-N-CA	5.50	128.66	120.31
2	B	170	ILE	N-CA-C	-5.49	99.91	108.81
4	G	267	LEU	O-C-N	5.49	127.94	122.12
1	9	6	ALA	CA-C-O	-5.49	114.73	120.55
2	A	17	ARG	N-CA-C	5.49	116.94	111.07
2	B	203	CYS	N-CA-C	5.49	118.24	110.50
3	D	143	LEU	N-CA-C	-5.49	103.16	111.56
6	I	19	GLN	CA-C-N	5.49	127.64	120.28
6	I	19	GLN	C-N-CA	5.49	127.64	120.28
1	1	8	LYS	N-CA-C	5.49	116.94	111.07
1	2	22	ALA	CA-C-O	-5.48	114.61	120.42
3	D	469	LYS	CA-C-N	5.48	127.62	120.28
3	D	469	LYS	C-N-CA	5.48	127.62	120.28
3	E	270	ALA	CA-C-N	5.48	128.07	120.29
3	E	270	ALA	C-N-CA	5.48	128.07	120.29
2	C	434	GLN	O-C-N	5.48	129.67	122.93
2	C	414	ALA	N-CA-C	5.48	117.25	111.28
3	E	245	ASP	CA-C-N	5.48	127.62	120.28
3	E	245	ASP	C-N-CA	5.48	127.62	120.28
14	Z	26	LEU	CA-C-O	-5.48	115.07	120.82
3	F	268	VAL	CA-C-O	5.47	126.21	119.43
2	A	483	THR	CA-C-O	-5.47	114.75	120.55
14	Z	42	ARG	CA-C-O	-5.47	114.75	120.55
2	A	74	GLY	CA-C-N	5.47	128.77	120.95
2	A	74	GLY	C-N-CA	5.47	128.77	120.95
3	F	225	PRO	CA-C-O	-5.47	112.63	120.56
2	C	83	LEU	CA-C-N	5.47	128.51	120.91

*Continued on next page...*

*Continued from previous page...*

Mol	Chain	Res	Type	Atoms	Z	Observed(°)	Ideal(°)
2	C	83	LEU	C-N-CA	5.47	128.51	120.91
7	O	52	LYS	CA-C-N	5.46	130.33	122.35
7	O	52	LYS	C-N-CA	5.46	130.33	122.35
3	F	9	ILE	CA-C-O	-5.46	114.69	120.53
7	O	99	GLY	CA-C-N	-5.46	115.00	122.87
7	O	99	GLY	C-N-CA	-5.46	115.00	122.87
10	V	18	SER	CA-C-N	5.46	128.35	120.38
10	V	18	SER	C-N-CA	5.46	128.35	120.38
2	C	288	ARG	N-CA-C	5.46	119.24	111.92
12	X	18	PRO	CA-C-N	5.46	128.85	120.82
12	X	18	PRO	C-N-CA	5.46	128.85	120.82
2	A	21	VAL	O-C-N	-5.46	116.85	123.02
2	A	431	LYS	O-C-N	5.45	129.58	122.87
8	T	86	PHE	CA-C-O	-5.45	112.69	120.16
2	A	499	LEU	N-CA-C	5.45	117.30	111.36
3	D	442	LYS	CA-C-N	5.45	127.59	120.28
3	D	442	LYS	C-N-CA	5.45	127.59	120.28
2	B	191	TRP	CA-C-N	5.45	127.58	120.28
2	B	191	TRP	C-N-CA	5.45	127.58	120.28
1	2	16	THR	CA-C-O	5.45	126.26	120.10
2	B	480	GLU	O-C-N	5.45	127.90	122.12
1	8	48	PHE	CA-C-O	-5.44	113.39	118.73
2	A	323	LEU	N-CA-C	-5.44	99.22	108.26
2	B	271	ASP	N-CA-C	-5.44	100.03	108.90
1	6	19	LEU	N-CA-C	5.44	117.97	111.71
3	E	53	HIS	N-CA-C	-5.44	100.31	109.07
8	T	74	LYS	N-CA-C	-5.44	105.78	112.90
1	7	33	LEU	N-CA-C	5.44	117.63	111.11
2	C	443	GLN	O-C-N	5.43	127.96	122.09
1	9	49	PRO	CA-C-N	5.43	127.50	120.44
1	9	49	PRO	C-N-CA	5.43	127.50	120.44
11	W	24	ILE	N-CA-C	-5.43	104.44	112.04
4	G	217	GLN	CA-C-N	5.43	127.56	120.28
4	G	217	GLN	C-N-CA	5.43	127.56	120.28
9	U	74	ALA	CA-C-O	-5.43	113.07	118.34
11	W	32	LYS	N-CA-C	-5.43	105.68	114.09
1	2	7	ALA	N-CA-C	5.42	117.19	111.28
3	F	387	ILE	CA-C-N	5.42	127.89	120.46
3	F	387	ILE	C-N-CA	5.42	127.89	120.46
7	O	33	ILE	N-CA-C	-5.42	107.51	111.90
7	O	139	LYS	CA-C-N	5.42	127.55	120.28
7	O	139	LYS	C-N-CA	5.42	127.55	120.28

*Continued on next page...*

*Continued from previous page...*

Mol	Chain	Res	Type	Atoms	Z	Observed(°)	Ideal(°)
3	F	224	GLU	N-CA-C	-5.42	100.71	109.82
8	T	183	ALA	O-C-N	5.42	128.33	122.15
3	D	226	PRO	CA-C-N	5.42	126.00	119.98
3	D	226	PRO	C-N-CA	5.42	126.00	119.98
1	1	13	GLY	CA-C-O	-5.42	115.17	120.75
2	C	153	LYS	N-CA-C	5.42	117.19	111.28
9	U	94	ALA	CA-C-N	5.42	127.54	120.28
9	U	94	ALA	C-N-CA	5.42	127.54	120.28
3	D	393	MET	CA-C-N	5.41	132.13	122.06
3	D	393	MET	C-N-CA	5.41	132.13	122.06
3	E	452	ILE	CA-C-N	5.41	126.61	119.84
3	E	452	ILE	C-N-CA	5.41	126.61	119.84
3	F	45	LYS	CA-C-N	5.41	128.53	120.95
3	F	45	LYS	C-N-CA	5.41	128.53	120.95
7	O	89	LEU	CA-C-N	5.41	127.53	120.28
7	O	89	LEU	C-N-CA	5.41	127.53	120.28
2	A	300	VAL	CA-C-O	5.41	126.31	120.47
3	D	440	SER	O-C-N	5.41	127.85	122.12
3	D	31	PRO	CA-C-N	5.41	131.91	122.82
3	D	31	PRO	C-N-CA	5.41	131.91	122.82
7	O	140	ALA	CA-C-N	5.41	127.97	120.29
7	O	140	ALA	C-N-CA	5.41	127.97	120.29
9	U	66	THR	CA-C-N	5.41	125.98	119.98
9	U	66	THR	C-N-CA	5.41	125.98	119.98
10	V	111	SER	CA-C-O	-5.41	114.82	120.55
1	5	33	LEU	O-C-N	5.41	127.64	122.07
13	Y	10	LEU	N-CA-C	-5.41	105.91	112.88
3	F	18	GLY	O-C-N	5.40	129.72	122.70
5	H	131	GLU	CA-C-O	5.40	126.49	120.82
8	T	152	LEU	CA-C-O	-5.40	113.10	118.34
2	A	350	GLY	N-CA-C	-5.40	104.95	112.18
3	E	427	ILE	N-CA-C	-5.40	101.19	107.61
6	I	34	VAL	N-CA-C	5.40	115.60	110.42
3	D	260	ARG	N-CA-C	5.40	119.12	112.54
11	W	68	HIS	O-C-N	5.40	127.84	122.12
1	0	38	SER	CA-C-O	-5.39	115.16	120.82
1	6	12	ALA	CA-C-N	5.39	125.93	119.94
1	6	12	ALA	C-N-CA	5.39	125.93	119.94
1	9	57	LEU	CA-C-N	5.39	127.45	120.44
1	9	57	LEU	C-N-CA	5.39	127.45	120.44
2	C	221	THR	CA-C-N	5.39	127.78	120.44
2	C	221	THR	C-N-CA	5.39	127.78	120.44

*Continued on next page...*

*Continued from previous page...*

Mol	Chain	Res	Type	Atoms	Z	Observed(°)	Ideal(°)
10	V	55	PHE	N-CA-C	-5.39	106.17	114.16
1	8	13	GLY	CA-C-N	5.39	128.13	120.53
1	8	13	GLY	C-N-CA	5.39	128.13	120.53
2	B	231	SER	O-C-N	5.39	129.37	123.01
3	D	89	ARG	N-CA-C	-5.39	106.57	112.72
4	G	263	ILE	CA-C-O	-5.39	115.34	120.95
2	A	121	GLY	CA-C-N	5.39	126.58	119.84
2	A	121	GLY	C-N-CA	5.39	126.58	119.84
1	6	43	ILE	N-CA-C	5.39	117.78	111.05
3	D	258	ILE	CA-C-N	5.39	127.50	120.28
3	D	258	ILE	C-N-CA	5.39	127.50	120.28
3	F	369	ASP	CA-C-N	5.38	127.34	120.56
3	F	369	ASP	C-N-CA	5.38	127.34	120.56
12	X	25	GLU	CA-C-N	5.38	125.96	119.98
12	X	25	GLU	C-N-CA	5.38	125.96	119.98
1	6	27	ALA	N-CA-C	5.38	117.15	111.28
2	B	258	TRP	CA-C-O	-5.38	115.17	120.82
2	B	315	SER	CA-C-O	-5.38	115.27	121.19
3	D	379	GLN	CA-C-N	5.38	127.93	120.29
3	D	379	GLN	C-N-CA	5.38	127.93	120.29
1	3	24	ILE	CA-C-N	5.38	125.91	119.94
1	3	24	ILE	C-N-CA	5.38	125.91	119.94
3	F	325	THR	N-CA-C	-5.38	105.58	111.82
3	D	154	GLY	O-C-N	5.38	126.74	123.35
3	E	317	LEU	N-CA-C	-5.38	106.69	113.20
6	I	31	THR	CA-C-N	5.38	127.48	120.28
6	I	31	THR	C-N-CA	5.38	127.48	120.28
11	W	46	THR	N-CA-C	-5.38	99.35	110.80
2	A	128	ARG	N-CA-C	-5.37	100.90	109.23
3	F	227	GLY	N-CA-C	-5.37	106.28	112.73
2	C	504	GLU	O-C-N	5.37	128.27	122.15
7	O	99	GLY	O-C-N	5.37	129.06	122.29
1	8	62	GLY	O-C-N	-5.37	116.98	122.19
2	A	251	THR	CA-C-N	5.37	127.47	120.28
2	A	251	THR	C-N-CA	5.37	127.47	120.28
3	D	101	GLU	CA-C-N	5.37	125.62	119.83
3	D	101	GLU	C-N-CA	5.37	125.62	119.83
3	F	68	GLU	CA-C-O	-5.37	114.84	120.80
8	T	62	GLN	CA-C-N	5.36	129.67	120.71
8	T	62	GLN	C-N-CA	5.36	129.67	120.71
2	B	466	PHE	CA-C-N	5.36	127.41	120.44
2	B	466	PHE	C-N-CA	5.36	127.41	120.44

*Continued on next page...*

*Continued from previous page...*

Mol	Chain	Res	Type	Atoms	Z	Observed(°)	Ideal(°)
9	U	95	SER	CA-C-N	5.35	127.40	120.44
9	U	95	SER	C-N-CA	5.35	127.40	120.44
7	O	32	SER	N-CA-C	-5.35	99.40	110.80
3	D	217	LEU	N-CA-C	-5.35	100.68	109.40
3	E	39	ILE	CA-C-N	5.35	129.52	122.30
3	E	39	ILE	C-N-CA	5.35	129.52	122.30
6	I	20	ALA	CA-C-N	5.35	128.01	120.42
6	I	20	ALA	C-N-CA	5.35	128.01	120.42
7	O	9	PRO	CA-C-O	5.35	127.44	121.34
2	B	226	ASP	CA-C-O	-5.35	115.38	122.44
4	G	92	ALA	O-C-N	-5.35	116.56	122.07
1	5	70	PHE	CA-C-N	5.35	127.39	120.44
1	5	70	PHE	C-N-CA	5.35	127.39	120.44
2	A	354	LEU	N-CA-C	-5.35	100.31	109.24
2	C	319	GLY	N-CA-C	-5.34	107.65	115.72
2	B	116	PRO	N-CA-C	5.34	119.60	111.11
2	C	82	ARG	N-CA-C	-5.34	99.42	110.80
4	G	149	LYS	N-CA-C	5.34	118.02	111.82
1	2	46	THR	N-CA-C	-5.34	105.54	111.36
1	0	27	ALA	N-CA-C	5.34	117.10	111.28
1	2	35	ASN	CA-C-N	5.34	125.87	120.00
1	2	35	ASN	C-N-CA	5.34	125.87	120.00
4	G	216	ASN	CA-C-N	5.33	127.38	120.44
4	G	216	ASN	C-N-CA	5.33	127.38	120.44
2	C	89	LEU	CA-C-N	5.33	130.00	123.17
2	C	89	LEU	C-N-CA	5.33	130.00	123.17
8	T	155	VAL	O-C-N	-5.33	116.28	120.07
4	G	94	ALA	N-CA-C	-5.33	106.28	112.89
1	6	54	GLY	CA-C-N	5.33	127.36	120.44
1	6	54	GLY	C-N-CA	5.33	127.36	120.44
2	A	245	GLN	CA-C-N	5.33	127.42	120.28
2	A	245	GLN	C-N-CA	5.33	127.42	120.28
3	D	330	ASP	N-CA-C	-5.33	106.72	114.12
4	G	175	PHE	CA-C-O	5.33	126.71	120.43
7	O	93	SER	CA-C-O	-5.33	114.91	120.55
3	F	141	VAL	CA-C-O	-5.32	115.21	120.85
1	9	49	PRO	O-C-N	5.32	129.09	122.22
2	B	359	PHE	O-C-N	5.32	128.22	122.15
1	5	14	ILE	CA-C-N	5.32	127.94	120.28
1	5	14	ILE	C-N-CA	5.32	127.94	120.28
2	A	205	TYR	N-CA-C	-5.32	98.71	108.02
2	B	290	PRO	CA-C-O	-5.32	117.07	120.90

*Continued on next page...*

*Continued from previous page...*

Mol	Chain	Res	Type	Atoms	Z	Observed(°)	Ideal(°)
3	D	84	SER	CA-C-O	5.32	125.99	120.30
10	V	119	SER	O-C-N	5.32	127.76	122.12
2	B	402	VAL	CA-C-N	5.32	127.84	120.29
2	B	402	VAL	C-N-CA	5.32	127.84	120.29
3	F	241	GLU	CA-C-N	5.32	127.41	120.28
3	F	241	GLU	C-N-CA	5.32	127.41	120.28
3	E	384	LEU	CA-C-N	5.32	127.41	120.28
3	E	384	LEU	C-N-CA	5.32	127.41	120.28
3	D	12	LYS	CA-C-N	5.32	127.70	120.63
3	D	12	LYS	C-N-CA	5.32	127.70	120.63
3	F	176	LYS	CA-C-O	-5.32	114.78	120.42
2	A	505	SER	N-CA-C	-5.31	105.39	111.07
5	H	74	PHE	CA-C-N	5.31	131.34	122.73
5	H	74	PHE	C-N-CA	5.31	131.34	122.73
1	4	68	VAL	CA-C-N	5.30	127.39	120.28
1	4	68	VAL	C-N-CA	5.30	127.39	120.28
3	D	338	GLY	O-C-N	5.30	128.06	122.28
3	E	19	ALA	CA-C-N	5.30	131.52	121.97
3	E	19	ALA	C-N-CA	5.30	131.52	121.97
2	B	363	ILE	N-CA-C	-5.30	98.82	106.88
3	D	335	LEU	CA-C-O	-5.30	115.36	121.19
7	O	128	PRO	CA-C-N	5.30	128.76	120.75
7	O	128	PRO	C-N-CA	5.30	128.76	120.75
2	B	169	ILE	O-C-N	-5.30	116.90	123.10
3	E	168	GLN	N-CA-C	5.30	117.06	111.28
3	F	451	ASN	CA-C-N	5.30	127.46	122.85
3	F	451	ASN	C-N-CA	5.30	127.46	122.85
12	X	24	ALA	O-C-N	-5.30	116.50	122.12
6	I	57	THR	CA-C-N	5.29	125.27	120.03
6	I	57	THR	C-N-CA	5.29	125.27	120.03
1	4	20	LEU	CA-C-N	5.29	125.85	119.98
1	4	20	LEU	C-N-CA	5.29	125.85	119.98
2	C	455	LEU	CA-C-N	5.29	127.63	120.38
2	C	455	LEU	C-N-CA	5.29	127.63	120.38
2	A	40	ILE	N-CA-C	-5.29	100.24	108.81
1	2	48	PHE	CA-C-N	5.29	124.92	119.05
1	2	48	PHE	C-N-CA	5.29	124.92	119.05
2	A	60	GLY	CA-C-N	5.29	129.73	121.85
2	A	60	GLY	C-N-CA	5.29	129.73	121.85
3	D	389	ALA	N-CA-C	5.29	116.73	111.07
2	A	394	LEU	CA-C-N	5.29	127.36	120.28
2	A	394	LEU	C-N-CA	5.29	127.36	120.28

*Continued on next page...*

*Continued from previous page...*

Mol	Chain	Res	Type	Atoms	Z	Observed(°)	Ideal(°)
3	E	48	LEU	O-C-N	5.29	130.02	123.15
3	D	296	ILE	CA-C-O	-5.29	114.47	120.66
8	T	122	SER	O-C-N	-5.29	116.52	122.12
2	C	386	LYS	CA-C-N	5.28	127.31	120.44
2	C	386	LYS	C-N-CA	5.28	127.31	120.44
3	F	275	ILE	CA-C-O	-5.28	112.87	119.95
3	D	166	PHE	O-C-N	-5.28	116.52	122.12
3	F	233	ALA	CA-C-N	5.28	127.36	120.28
3	F	233	ALA	C-N-CA	5.28	127.36	120.28
2	B	15	GLU	CA-C-N	5.28	127.79	120.29
2	B	15	GLU	C-N-CA	5.28	127.79	120.29
2	B	409	GLY	CA-C-O	5.28	125.84	119.82
1	8	18	GLY	CA-C-N	5.28	127.88	120.28
1	8	18	GLY	C-N-CA	5.28	127.88	120.28
1	2	43	ILE	CA-C-N	5.28	127.61	120.38
1	2	43	ILE	C-N-CA	5.28	127.61	120.38
9	U	84	ARG	CA-C-N	5.28	127.30	120.44
9	U	84	ARG	C-N-CA	5.28	127.30	120.44
2	B	280	TYR	CA-C-O	5.27	126.06	120.10
14	Z	19	LEU	CA-C-N	5.27	127.78	120.29
14	Z	19	LEU	C-N-CA	5.27	127.78	120.29
1	8	12	ALA	CA-C-N	5.27	125.79	119.94
1	8	12	ALA	C-N-CA	5.27	125.79	119.94
2	B	508	ALA	CA-C-N	5.27	131.19	121.70
2	B	508	ALA	C-N-CA	5.27	131.19	121.70
4	G	84	CYS	CA-C-N	-5.27	113.66	122.62
4	G	84	CYS	C-N-CA	-5.27	113.66	122.62
1	6	47	VAL	CA-C-N	5.27	127.32	120.26
1	6	47	VAL	C-N-CA	5.27	127.32	120.26
3	E	450	ASP	N-CA-C	-5.27	104.01	110.65
3	D	35	ASN	CA-C-N	5.27	130.27	123.00
3	D	35	ASN	C-N-CA	5.27	130.27	123.00
3	E	360	ALA	N-CA-C	-5.27	102.43	108.49
3	F	310	VAL	CA-C-O	5.27	126.53	120.90
14	Z	11	ASN	O-C-N	5.26	127.49	122.07
1	2	61	THR	CA-C-N	5.26	126.90	120.22
1	2	61	THR	C-N-CA	5.26	126.90	120.22
1	9	10	ILE	O-C-N	5.26	127.06	121.91
3	F	257	ASN	CA-C-O	5.26	126.97	120.92
3	E	137	GLY	N-CA-C	-5.26	107.96	115.64
3	E	210	GLU	N-CA-C	-5.25	106.81	114.12
3	E	453	PRO	N-CA-C	5.25	123.30	112.47

*Continued on next page...*

*Continued from previous page...*

Mol	Chain	Res	Type	Atoms	Z	Observed(°)	Ideal(°)
3	D	239	ILE	O-C-N	5.25	127.06	121.91
1	1	10	ILE	CA-C-N	5.25	125.81	119.98
1	1	10	ILE	C-N-CA	5.25	125.81	119.98
1	3	2	GLN	N-CA-C	-5.25	96.30	111.00
1	4	28	ILE	O-C-N	5.25	126.96	121.87
2	A	227	ALA	CA-C-O	5.25	124.72	118.79
3	D	337	ARG	CA-C-N	5.25	126.89	120.22
3	D	337	ARG	C-N-CA	5.25	126.89	120.22
8	T	65	ILE	CA-C-N	5.25	127.26	120.44
8	T	65	ILE	C-N-CA	5.25	127.26	120.44
9	U	93	ASN	CA-C-N	5.25	127.26	120.44
9	U	93	ASN	C-N-CA	5.25	127.26	120.44
1	6	69	SER	CA-C-N	5.24	127.73	120.29
1	6	69	SER	C-N-CA	5.24	127.73	120.29
2	A	500	LYS	O-C-N	5.24	127.68	122.12
2	C	338	ALA	CA-C-N	5.24	127.26	120.44
2	C	338	ALA	C-N-CA	5.24	127.26	120.44
2	A	214	THR	CA-C-N	5.24	127.64	120.46
2	A	214	THR	C-N-CA	5.24	127.64	120.46
8	T	81	ASN	N-CA-C	-5.24	106.28	113.30
3	F	209	LEU	N-CA-C	-5.24	106.47	112.92
3	F	399	GLN	CA-C-N	5.24	127.73	120.29
3	F	399	GLN	C-N-CA	5.24	127.73	120.29
9	U	136	GLU	CA-C-N	5.24	127.30	120.28
9	U	136	GLU	C-N-CA	5.24	127.30	120.28
1	8	16	THR	CA-C-O	-5.24	114.18	120.10
2	A	316	GLU	CA-C-N	5.24	127.30	120.28
2	A	316	GLU	C-N-CA	5.24	127.30	120.28
3	F	163	LYS	CA-C-N	5.24	127.30	120.28
3	F	163	LYS	C-N-CA	5.24	127.30	120.28
14	Z	41	SER	CA-C-O	5.24	125.97	120.42
3	E	399	GLN	O-C-N	5.24	127.46	122.07
1	1	43	ILE	CA-C-N	5.24	127.82	120.28
1	1	43	ILE	C-N-CA	5.24	127.82	120.28
2	C	355	GLU	CA-C-N	5.24	127.30	120.28
2	C	355	GLU	C-N-CA	5.24	127.30	120.28
5	H	113	SER	CA-C-O	5.24	126.10	120.55
1	6	73	LEU	O-C-N	5.23	127.46	122.07
3	F	337	ARG	CA-C-O	-5.23	115.00	120.55
7	O	23	LEU	CA-C-N	5.23	127.61	120.54
7	O	23	LEU	C-N-CA	5.23	127.61	120.54
2	B	14	LEU	N-CA-C	-5.23	105.75	111.82

*Continued on next page...*

*Continued from previous page...*

Mol	Chain	Res	Type	Atoms	Z	Observed(°)	Ideal(°)
1	3	49	PRO	CA-C-N	5.23	128.26	120.31
1	3	49	PRO	C-N-CA	5.23	128.26	120.31
3	F	255	ILE	CA-C-O	-5.23	115.21	121.28
1	2	11	GLY	O-C-N	5.23	127.21	122.19
1	6	46	THR	N-CA-C	5.23	116.78	111.14
2	A	43	VAL	CA-C-O	-5.23	114.42	121.32
3	D	244	ARG	CA-C-O	-5.23	115.32	120.70
1	7	41	PRO	CA-C-N	5.23	129.45	120.72
1	7	41	PRO	C-N-CA	5.23	129.45	120.72
1	7	10	ILE	CA-C-N	5.22	125.78	119.98
1	7	10	ILE	C-N-CA	5.22	125.78	119.98
3	D	408	ARG	CA-C-N	5.22	127.71	120.29
3	D	408	ARG	C-N-CA	5.22	127.71	120.29
8	T	105	ILE	N-CA-C	-5.22	104.16	109.02
1	2	74	PHE	N-CA-C	-5.22	106.06	112.90
1	8	35	ASN	CA-C-O	5.22	125.96	120.42
2	B	240	GLU	N-CA-C	-5.22	101.19	109.96
3	D	17	ILE	N-CA-C	-5.22	100.36	107.99
3	F	451	ASN	N-CA-C	-5.22	104.58	112.99
12	X	33	PRO	N-CA-C	-5.22	104.33	110.70
1	4	25	GLY	CA-C-N	5.22	127.61	120.46
1	4	25	GLY	C-N-CA	5.22	127.61	120.46
3	D	58	THR	CA-C-O	5.22	127.55	121.44
5	H	121	ALA	O-C-N	5.22	128.10	122.15
3	D	234	LEU	CA-C-N	5.22	127.70	120.29
3	D	234	LEU	C-N-CA	5.22	127.70	120.29
7	O	47	VAL	CA-C-O	-5.22	115.32	120.85
3	D	98	VAL	N-CA-C	5.22	116.57	110.62
2	B	108	ARG	N-CA-C	-5.21	101.15	109.23
3	D	388	ILE	O-C-N	-5.21	116.46	121.83
4	G	16	ILE	CA-C-N	5.21	127.22	120.44
4	G	16	ILE	C-N-CA	5.21	127.22	120.44
1	9	55	PHE	CA-C-N	5.21	127.27	120.28
1	9	55	PHE	C-N-CA	5.21	127.27	120.28
2	A	284	SER	N-CA-C	5.21	116.96	111.28
3	E	75	LYS	N-CA-C	5.21	117.79	110.23
4	G	30	ARG	CA-C-N	5.21	127.27	120.28
4	G	30	ARG	C-N-CA	5.21	127.27	120.28
2	B	300	VAL	CA-C-O	-5.21	115.53	120.95
2	C	432	GLN	CA-C-N	5.21	128.10	120.71
2	C	432	GLN	C-N-CA	5.21	128.10	120.71
3	F	463	ILE	O-C-N	5.20	127.19	121.83

*Continued on next page...*

*Continued from previous page...*

Mol	Chain	Res	Type	Atoms	Z	Observed(°)	Ideal(°)
2	C	262	ASN	CA-C-N	5.20	129.68	122.29
2	C	262	ASN	C-N-CA	5.20	129.68	122.29
1	7	2	GLN	O-C-N	5.20	127.50	122.09
2	C	481	LEU	CA-C-O	5.20	125.93	120.42
2	B	43	VAL	O-C-N	5.20	128.56	123.00
1	2	16	THR	O-C-N	-5.20	116.14	122.22
3	D	283	PRO	N-CA-C	-5.20	107.86	114.35
3	F	304	VAL	N-CA-C	-5.20	101.00	108.48
4	G	166	TYR	N-CA-C	-5.20	101.37	108.38
4	G	88	HIS	O-C-N	5.19	127.63	122.12
14	Z	36	LEU	CA-C-O	5.19	125.92	119.79
1	2	58	SER	CA-C-N	5.19	127.75	120.28
1	2	58	SER	C-N-CA	5.19	127.75	120.28
1	6	59	GLU	N-CA-C	-5.19	105.63	111.28
2	C	448	TYR	CA-C-O	5.19	125.92	120.42
2	C	469	SER	CA-C-N	5.19	127.23	120.28
2	C	469	SER	C-N-CA	5.19	127.23	120.28
3	E	440	SER	CA-C-N	5.19	128.19	120.31
3	E	440	SER	C-N-CA	5.19	128.19	120.31
10	V	118	GLN	CA-C-N	5.19	127.23	120.28
10	V	118	GLN	C-N-CA	5.19	127.23	120.28
2	B	323	LEU	N-CA-C	-5.19	101.25	109.96
2	C	262	ASN	N-CA-C	-5.18	106.91	113.18
10	V	4	LYS	CA-C-N	5.18	128.19	120.31
10	V	4	LYS	C-N-CA	5.18	128.19	120.31
3	E	61	THR	CA-C-N	5.18	129.48	121.71
3	E	61	THR	C-N-CA	5.18	129.48	121.71
3	F	429	GLY	CA-C-O	5.18	129.59	120.57
8	T	224	PHE	CA-C-N	5.18	127.18	120.44
8	T	224	PHE	C-N-CA	5.18	127.18	120.44
2	B	450	GLY	CA-C-O	-5.18	115.10	120.90
4	G	22	THR	CA-C-O	5.18	126.26	120.82
8	T	233	VAL	CA-C-N	5.18	127.17	120.44
8	T	233	VAL	C-N-CA	5.18	127.17	120.44
1	1	49	PRO	CA-C-N	5.18	127.64	120.29
1	1	49	PRO	C-N-CA	5.18	127.64	120.29
14	Z	45	ILE	CA-C-O	-5.18	115.36	120.85
1	0	34	ILE	CA-C-N	5.17	127.21	120.28
1	0	34	ILE	C-N-CA	5.17	127.21	120.28
2	B	245	GLN	N-CA-C	5.17	116.92	111.28
2	C	421	VAL	CA-C-O	-5.17	115.69	121.17
3	F	175	ALA	O-C-N	5.17	127.39	122.07

*Continued on next page...*

*Continued from previous page...*

Mol	Chain	Res	Type	Atoms	Z	Observed(°)	Ideal(°)
1	8	60	ALA	O-C-N	-5.17	116.64	122.12
2	B	17	ARG	CA-C-N	5.17	127.54	120.46
2	B	17	ARG	C-N-CA	5.17	127.54	120.46
4	G	137	ALA	CA-C-N	5.17	126.30	119.84
4	G	137	ALA	C-N-CA	5.17	126.30	119.84
10	V	90	GLN	CA-C-N	5.17	128.83	120.82
10	V	90	GLN	C-N-CA	5.17	128.83	120.82
8	T	238	THR	O-C-N	-5.16	115.73	122.39
1	1	46	THR	CA-C-N	5.16	128.80	120.55
1	1	46	THR	C-N-CA	5.16	128.80	120.55
2	A	236	ALA	N-CA-C	-5.16	97.81	108.18
2	A	241	ALA	O-C-N	-5.16	116.71	122.75
3	D	470	ALA	CA-C-N	5.16	127.15	120.44
3	D	470	ALA	C-N-CA	5.16	127.15	120.44
2	B	494	GLU	O-C-N	5.16	127.59	122.12
7	O	159	VAL	O-C-N	-5.16	117.07	123.10
11	W	63	GLY	CA-C-N	5.15	126.53	120.09
11	W	63	GLY	C-N-CA	5.15	126.53	120.09
1	1	24	ILE	CA-C-N	5.15	125.66	119.94
1	1	24	ILE	C-N-CA	5.15	125.66	119.94
2	C	250	PHE	CA-C-N	5.15	127.14	120.44
2	C	250	PHE	C-N-CA	5.15	127.14	120.44
2	C	367	ILE	CA-C-N	5.15	130.26	123.05
2	C	367	ILE	C-N-CA	5.15	130.26	123.05
3	E	21	VAL	O-C-N	-5.15	117.23	122.54
3	F	59	VAL	O-C-N	5.15	128.12	122.76
1	5	45	ASP	O-C-N	5.15	127.37	122.07
3	D	262	THR	N-CA-C	-5.15	105.56	111.07
3	D	419	ALA	CA-C-N	5.15	127.51	120.46
3	D	419	ALA	C-N-CA	5.15	127.51	120.46
3	D	421	ALA	CA-C-N	5.15	127.18	120.28
3	D	421	ALA	C-N-CA	5.15	127.18	120.28
3	F	208	ASN	N-CA-C	-5.15	100.06	108.76
3	F	395	GLU	CA-C-N	5.15	129.02	120.94
3	F	395	GLU	C-N-CA	5.15	129.02	120.94
7	O	37	PHE	CA-C-N	5.15	127.13	120.44
7	O	37	PHE	C-N-CA	5.15	127.13	120.44
2	C	22	SER	CA-C-O	-5.14	115.19	121.88
2	C	420	LEU	O-C-N	5.14	127.37	122.07
2	C	491	LEU	N-CA-C	-5.14	101.55	109.52
3	D	343	GLY	CA-C-O	5.14	126.03	119.80
3	E	293	GLN	CA-C-O	-5.14	113.06	119.18

*Continued on next page...*

*Continued from previous page...*

Mol	Chain	Res	Type	Atoms	Z	Observed(°)	Ideal(°)
3	E	342	LEU	N-CA-C	5.14	118.66	112.38
4	G	94	ALA	CA-C-O	-5.14	112.93	119.31
12	X	15	LYS	N-CA-C	-5.14	100.52	108.90
4	G	173	LEU	N-CA-C	-5.14	106.25	112.88
2	C	242	ALA	CA-C-N	5.14	124.45	118.85
2	C	242	ALA	C-N-CA	5.14	124.45	118.85
3	F	194	GLY	CA-C-N	5.14	127.59	120.29
3	F	194	GLY	C-N-CA	5.14	127.59	120.29
11	W	50	ARG	CA-C-N	5.14	127.59	120.29
11	W	50	ARG	C-N-CA	5.14	127.59	120.29
2	A	124	ASP	CA-C-O	-5.14	115.15	120.70
5	H	58	GLU	CA-C-N	5.14	130.13	122.99
5	H	58	GLU	C-N-CA	5.14	130.13	122.99
8	T	30	SER	CA-C-O	5.14	125.86	120.42
1	3	46	THR	CA-C-N	5.13	127.71	120.42
1	3	46	THR	C-N-CA	5.13	127.71	120.42
1	1	36	GLY	CA-C-N	5.13	128.72	120.30
1	1	36	GLY	C-N-CA	5.13	128.72	120.30
2	C	399	TYR	O-C-N	5.13	128.22	122.22
3	F	353	SER	O-C-N	-5.13	117.23	123.13
1	7	26	ILE	CA-C-O	-5.13	115.62	120.95
2	C	149	GLN	CA-C-N	5.13	131.34	121.54
2	C	149	GLN	C-N-CA	5.13	131.34	121.54
2	C	223	GLU	N-CA-C	5.13	116.87	111.28
4	G	17	GLU	O-C-N	5.13	127.35	122.07
2	A	381	GLN	CA-C-N	5.13	128.44	120.34
2	A	381	GLN	C-N-CA	5.13	128.44	120.34
2	B	465	GLU	CA-C-N	5.13	127.15	120.28
2	B	465	GLU	C-N-CA	5.13	127.15	120.28
3	E	461	GLY	N-CA-C	-5.13	101.03	113.18
4	G	18	LYS	CA-C-O	-5.13	115.44	120.82
1	2	2	GLN	CA-C-N	5.12	127.15	120.28
1	2	2	GLN	C-N-CA	5.12	127.15	120.28
1	9	65	CYS	CA-C-N	5.12	127.57	120.29
1	9	65	CYS	C-N-CA	5.12	127.57	120.29
2	B	339	TYR	N-CA-C	5.12	116.86	111.28
2	A	243	PRO	CA-C-O	-5.12	112.31	119.74
3	D	387	ILE	CA-C-N	5.12	127.69	120.42
3	D	387	ILE	C-N-CA	5.12	127.69	120.42
1	5	40	ASN	N-CA-C	5.12	121.12	109.81
2	C	31	GLY	CA-C-O	-5.12	116.15	121.63
3	D	428	PRO	CA-C-N	5.12	125.53	120.31

*Continued on next page...*

*Continued from previous page...*

Mol	Chain	Res	Type	Atoms	Z	Observed(°)	Ideal(°)
3	D	428	PRO	C-N-CA	5.12	125.53	120.31
3	E	198	TYR	O-C-N	5.12	127.55	122.12
2	C	99	VAL	CA-C-N	5.12	125.03	119.76
2	C	99	VAL	C-N-CA	5.12	125.03	119.76
4	G	164	ILE	N-CA-C	-5.12	100.52	108.86
1	0	48	PHE	CA-C-N	5.12	124.73	119.05
1	0	48	PHE	C-N-CA	5.12	124.73	119.05
3	E	407	ALA	O-C-N	-5.12	115.98	122.27
6	I	53	ALA	CA-C-N	5.12	127.97	120.71
6	I	53	ALA	C-N-CA	5.12	127.97	120.71
2	B	455	LEU	CA-C-N	5.11	127.13	120.28
2	B	455	LEU	C-N-CA	5.11	127.13	120.28
2	C	441	GLU	CA-C-O	-5.11	112.40	119.05
5	H	128	GLU	CA-C-N	5.11	127.47	120.46
5	H	128	GLU	C-N-CA	5.11	127.47	120.46
1	3	3	LEU	N-CA-C	5.11	116.85	111.28
1	6	57	LEU	CA-C-O	5.11	125.84	120.42
2	A	268	ILE	O-C-N	-5.11	117.55	123.07
1	5	58	SER	CA-C-O	-5.11	115.14	120.55
2	A	261	ASP	N-CA-C	-5.11	106.83	113.16
3	D	261	PHE	CA-C-N	5.11	127.08	120.44
3	D	261	PHE	C-N-CA	5.11	127.08	120.44
9	U	168	GLU	CA-C-N	5.11	127.54	120.29
9	U	168	GLU	C-N-CA	5.11	127.54	120.29
1	1	23	GLY	CA-C-N	5.11	127.67	120.42
1	1	23	GLY	C-N-CA	5.11	127.67	120.42
1	6	31	ALA	CA-C-N	5.11	127.12	120.28
1	6	31	ALA	C-N-CA	5.11	127.12	120.28
2	A	309	GLU	N-CA-C	-5.11	107.08	113.15
2	C	464	GLY	O-C-N	5.11	127.14	122.19
3	D	296	ILE	O-C-N	5.11	129.57	122.88
10	V	103	ALA	N-CA-C	5.10	116.53	111.07
1	8	70	PHE	CA-C-N	5.10	127.07	120.44
1	8	70	PHE	C-N-CA	5.10	127.07	120.44
3	E	133	ILE	CA-C-O	5.10	127.05	121.13
3	F	150	GLY	CA-C-N	5.10	128.25	121.01
3	F	150	GLY	C-N-CA	5.10	128.25	121.01
8	T	176	ARG	O-C-N	-5.10	116.81	122.07
1	7	39	ARG	N-CA-C	-5.10	104.66	111.24
1	8	49	PRO	CA-C-N	5.10	127.11	120.28
1	8	49	PRO	C-N-CA	5.10	127.11	120.28
3	D	226	PRO	CA-C-O	-5.10	111.90	119.86

*Continued on next page...*

*Continued from previous page...*

Mol	Chain	Res	Type	Atoms	Z	Observed(°)	Ideal(°)
10	V	7	ALA	O-C-N	5.10	127.52	122.12
1	6	21	GLY	CA-C-N	5.09	128.06	120.31
1	6	21	GLY	C-N-CA	5.09	128.06	120.31
14	Z	23	LEU	CA-C-N	5.09	127.37	120.44
14	Z	23	LEU	C-N-CA	5.09	127.37	120.44
13	Y	14	TRP	CA-C-N	5.09	124.59	119.19
13	Y	14	TRP	C-N-CA	5.09	124.59	119.19
3	E	332	THR	O-C-N	5.09	129.33	123.17
3	F	121	PRO	N-CA-C	5.09	115.36	110.47
3	F	198	TYR	N-CA-C	5.09	116.83	111.28
13	Y	30	ALA	N-CA-C	-5.09	105.92	111.82
2	C	439	ALA	CA-C-N	5.08	127.09	120.28
2	C	439	ALA	C-N-CA	5.08	127.09	120.28
1	7	13	GLY	CA-C-N	5.08	127.42	120.46
1	7	13	GLY	C-N-CA	5.08	127.42	120.46
2	A	25	ALA	CA-C-N	5.08	130.16	122.99
2	A	25	ALA	C-N-CA	5.08	130.16	122.99
5	H	113	SER	N-CA-C	5.08	116.82	111.28
3	F	413	PHE	N-CA-C	-5.08	106.77	113.17
3	D	304	VAL	CA-C-O	5.08	125.96	120.53
1	5	42	SER	CA-C-N	5.08	129.34	120.86
1	5	42	SER	C-N-CA	5.08	129.34	120.86
1	2	54	GLY	CA-C-N	5.07	127.03	120.44
1	2	54	GLY	C-N-CA	5.07	127.03	120.44
2	B	95	ASN	CA-C-O	-5.07	114.69	120.32
3	D	411	GLN	CA-C-O	-5.07	115.17	120.55
3	F	441	PHE	CA-C-O	-5.07	114.14	119.97
4	G	49	GLN	N-CA-C	5.07	116.81	111.28
10	V	110	VAL	O-C-N	-5.07	116.07	121.80
10	V	159	ASP	CA-C-N	5.07	128.63	122.85
10	V	159	ASP	C-N-CA	5.07	128.63	122.85
14	Z	27	PHE	CA-C-N	5.07	127.08	120.28
14	Z	27	PHE	C-N-CA	5.07	127.08	120.28
1	2	18	GLY	CA-C-N	5.07	127.58	120.28
1	2	18	GLY	C-N-CA	5.07	127.58	120.28
1	2	21	GLY	CA-C-O	5.07	126.47	121.00
2	B	131	ALA	N-CA-C	5.07	116.81	111.28
8	T	200	LEU	N-CA-C	-5.07	105.40	112.30
2	B	178	THR	N-CA-C	-5.07	105.75	111.28
9	U	53	ASN	CA-C-N	5.07	129.09	120.88
9	U	53	ASN	C-N-CA	5.07	129.09	120.88
1	6	20	LEU	O-C-N	5.07	127.49	122.12

*Continued on next page...*

*Continued from previous page...*

Mol	Chain	Res	Type	Atoms	Z	Observed(°)	Ideal(°)
9	U	123	LEU	CA-C-N	5.07	127.03	120.44
9	U	123	LEU	C-N-CA	5.07	127.03	120.44
12	X	59	GLU	CA-C-N	5.07	129.43	122.84
12	X	59	GLU	C-N-CA	5.07	129.43	122.84
1	6	71	LEU	N-CA-C	5.07	116.80	111.28
2	A	134	LYS	CA-C-N	5.06	128.35	120.60
2	A	134	LYS	C-N-CA	5.06	128.35	120.60
10	V	27	THR	N-CA-C	-5.06	105.84	111.36
2	A	121	GLY	N-CA-C	-5.06	102.01	112.34
2	C	417	LYS	CA-C-O	5.06	125.79	119.97
3	E	410	ILE	CA-C-N	5.06	127.06	120.28
3	E	410	ILE	C-N-CA	5.06	127.06	120.28
1	4	35	ASN	CA-C-N	5.06	125.56	119.94
1	4	35	ASN	C-N-CA	5.06	125.56	119.94
5	H	133	LEU	CA-C-N	5.06	127.77	120.38
5	H	133	LEU	C-N-CA	5.06	127.77	120.38
3	D	166	PHE	CA-C-N	5.05	127.38	120.46
3	D	166	PHE	C-N-CA	5.05	127.38	120.46
3	F	20	ILE	CA-C-O	-5.05	114.83	120.95
6	I	9	SER	N-CA-C	-5.05	101.69	109.52
14	Z	42	ARG	N-CA-C	5.05	116.79	111.28
12	X	21	LEU	CA-C-N	5.05	127.05	120.28
12	X	21	LEU	C-N-CA	5.05	127.05	120.28
2	C	471	LEU	O-C-N	5.05	127.27	122.07
2	C	255	ILE	O-C-N	5.05	127.03	121.83
3	F	123	SER	CA-C-N	5.05	127.05	120.28
3	F	123	SER	C-N-CA	5.05	127.05	120.28
7	O	35	ALA	CA-C-N	5.05	127.05	120.28
7	O	35	ALA	C-N-CA	5.05	127.05	120.28
3	E	44	GLY	N-CA-C	-5.05	101.22	113.18
2	B	96	ILE	O-C-N	-5.05	117.34	122.54
11	W	16	GLY	CA-C-O	-5.05	114.69	120.09
3	F	53	HIS	N-CA-C	-5.04	101.47	109.59
7	O	25	GLN	CA-C-O	-5.04	114.17	119.97
8	T	137	HIS	CA-C-N	5.04	129.91	120.07
8	T	137	HIS	C-N-CA	5.04	129.91	120.07
2	A	350	GLY	O-C-N	-5.04	117.78	122.47
3	D	387	ILE	O-C-N	-5.04	116.27	122.12
3	D	417	PRO	CA-C-O	-5.04	115.59	121.34
1	2	60	ALA	CA-C-N	5.04	127.03	120.28
1	2	60	ALA	C-N-CA	5.04	127.03	120.28
1	3	22	ALA	O-C-N	-5.04	116.78	122.12

*Continued on next page...*

*Continued from previous page...*

Mol	Chain	Res	Type	Atoms	Z	Observed(°)	Ideal(°)
1	3	43	ILE	CA-C-N	5.04	127.74	120.38
1	3	43	ILE	C-N-CA	5.04	127.74	120.38
1	9	52	ILE	N-CA-C	5.04	115.76	110.62
2	C	94	GLY	N-CA-C	-5.04	107.86	115.32
3	F	269	SER	CA-C-O	-5.04	115.53	120.82
4	G	163	SER	N-CA-C	-5.04	101.07	108.99
10	V	25	THR	N-CA-C	-5.04	107.08	113.18
11	W	37	GLY	O-C-N	-5.04	116.73	121.77
2	B	93	THR	N-CA-C	-5.04	105.70	111.14
2	B	118	ASP	N-CA-C	-5.04	106.64	112.89
3	E	107	GLY	CA-C-N	5.04	125.27	119.83
3	E	107	GLY	C-N-CA	5.04	125.27	119.83
1	1	18	GLY	CA-C-N	5.04	127.73	120.38
1	1	18	GLY	C-N-CA	5.04	127.73	120.38
1	5	65	CYS	CA-C-O	-5.04	115.21	120.55
1	8	52	ILE	N-CA-C	5.04	115.76	110.62
2	B	215	VAL	N-CA-C	-5.04	105.48	110.62
3	D	258	ILE	O-C-N	-5.04	117.25	122.14
5	H	76	THR	CA-C-N	5.04	128.61	121.66
5	H	76	THR	C-N-CA	5.04	128.61	121.66
8	T	197	ASN	O-C-N	-5.04	115.51	122.46
11	W	72	GLY	CA-C-N	5.04	128.95	120.29
11	W	72	GLY	C-N-CA	5.04	128.95	120.29
3	D	190	ARG	CA-C-O	-5.03	115.19	120.58
2	A	238	ALA	N-CA-C	5.03	117.50	111.71
2	C	436	SER	CA-C-N	5.03	125.02	119.89
2	C	436	SER	C-N-CA	5.03	125.02	119.89
3	F	168	GLN	CA-C-O	-5.03	115.22	120.55
8	T	209	GLY	N-CA-C	-5.03	101.26	113.18
10	V	12	TRP	O-C-N	-5.03	116.08	122.27
1	3	69	SER	CA-C-O	-5.03	115.22	120.55
3	F	147	TYR	CA-C-O	-5.03	115.14	120.92
3	F	354	LYS	N-CA-C	-5.03	100.21	108.41
1	4	6	ALA	CA-C-N	5.03	127.95	120.31
1	4	6	ALA	C-N-CA	5.03	127.95	120.31
1	9	14	ILE	CA-C-N	5.03	127.52	120.28
1	9	14	ILE	C-N-CA	5.03	127.52	120.28
1	9	16	THR	O-C-N	-5.03	116.34	122.22
2	B	430	LEU	CA-C-N	5.03	128.24	121.05
2	B	430	LEU	C-N-CA	5.03	128.24	121.05
3	F	335	LEU	CA-C-O	5.03	125.84	120.46
11	W	48	LEU	N-CA-C	-5.03	106.30	114.09

*Continued on next page...*

Continued from previous page...

Mol	Chain	Res	Type	Atoms	Z	Observed(°)	Ideal(°)
1	9	41	PRO	N-CA-C	5.02	122.82	112.47
4	G	185	ALA	N-CA-C	-5.02	105.99	111.82
4	G	99	LEU	O-C-N	-5.02	116.31	122.34
8	T	144	LEU	CA-C-N	-5.02	114.62	122.65
8	T	144	LEU	C-N-CA	-5.02	114.62	122.65
3	D	54	LEU	N-CA-C	-5.02	106.58	113.30
4	G	151	LEU	N-CA-C	5.02	116.44	111.07
2	B	423	GLY	CA-C-O	5.01	125.91	120.75
9	U	89	SER	CA-C-N	5.01	127.41	120.29
9	U	89	SER	C-N-CA	5.01	127.41	120.29
7	O	19	TYR	CA-C-N	5.01	127.41	120.29
7	O	19	TYR	C-N-CA	5.01	127.41	120.29
8	T	224	PHE	CA-C-O	-5.01	115.11	120.42
1	9	14	ILE	N-CA-C	5.01	115.23	110.42
2	B	105	LEU	N-CA-C	5.01	118.88	112.87
4	G	262	VAL	O-C-N	5.01	126.73	121.87
10	V	169	ASN	CA-C-N	5.01	131.10	121.54
10	V	169	ASN	C-N-CA	5.01	131.10	121.54
2	A	225	HIS	CA-C-N	5.00	130.04	122.68
2	A	225	HIS	C-N-CA	5.00	130.04	122.68
3	E	116	PRO	CA-C-N	5.00	127.32	120.46
3	E	116	PRO	C-N-CA	5.00	127.32	120.46
3	E	216	ALA	N-CA-C	-5.00	101.76	109.52
2	C	124	ASP	CA-C-N	5.00	130.08	121.87
2	C	124	ASP	C-N-CA	5.00	130.08	121.87
3	E	234	LEU	N-CA-C	-5.00	105.91	111.36

There are no chirality outliers.

All (10) planarity outliers are listed below:

Mol	Chain	Res	Type	Group
1	1	40	ASN	Peptide
1	5	40	ASN	Peptide
1	6	40	ASN	Peptide
1	7	40	ASN	Peptide
1	8	40	ASN	Peptide
1	9	40	ASN	Peptide
3	E	256	ASP	Peptide
3	F	256	ASP	Peptide
6	I	55	GLU	Peptide
9	U	145	GLU	Mainchain

## 5.2 Too-close contacts

In the following table, the Non-H and H(model) columns list the number of non-hydrogen atoms and hydrogen atoms in the chain respectively. The H(added) column lists the number of hydrogen atoms added and optimized by MolProbity. The Clashes column lists the number of clashes within the asymmetric unit, whereas Symm-Clashes lists symmetry-related clashes.

Mol	Chain	Non-H	H(model)	H(added)	Clashes	Symm-Clashes
1	0	300	0	95	0	0
1	1	300	0	95	0	0
1	2	300	0	95	0	0
1	3	296	0	91	0	0
1	4	300	0	95	0	0
1	5	300	0	95	0	0
1	6	296	0	91	0	0
1	7	292	0	91	0	0
1	8	300	0	95	0	0
1	9	296	0	91	0	0
2	A	1996	0	570	0	0
2	B	2028	0	580	1	0
2	C	1984	0	567	0	0
3	D	1872	0	537	0	0
3	E	1876	0	537	0	0
3	F	1880	0	538	0	0
4	G	1060	0	277	1	0
5	H	478	0	122	2	0
6	I	193	0	43	1	0
7	O	748	0	205	0	0
8	T	897	0	248	0	0
9	U	620	0	158	0	0
10	V	685	0	173	0	0
11	W	340	0	92	0	0
12	X	248	0	61	0	0
13	Y	148	0	40	0	0
14	Z	193	0	49	0	0
All	All	20226	0	5731	4	0

The all-atom clashscore is defined as the number of clashes found per 1000 atoms (including hydrogen atoms). The all-atom clashscore for this structure is 0.

All (4) close contacts within the same asymmetric unit are listed below, sorted by their clash magnitude.

Atom-1	Atom-2	Interatomic distance (Å)	Clash overlap (Å)
4:G:80:ASP:H	4:G:134:GLY:HA3	1.79	0.48
5:H:97:SER:C	6:I:28:GLU:H	2.25	0.44
2:B:263:GLY:HA2	2:B:321:GLY:H	1.82	0.44
5:H:22:TYR:O	5:H:23:SER:C	2.61	0.43

There are no symmetry-related clashes.

## 5.3 Torsion angles [i](#)

### 5.3.1 Protein backbone [i](#)

In the following table, the Percentiles column shows the percent Ramachandran outliers of the chain as a percentile score with respect to all PDB entries followed by that with respect to all EM entries.

The Analysed column shows the number of residues for which the backbone conformation was analysed, and the total number of residues.

Mol	Chain	Analysed	Favoured	Allowed	Outliers	Percentiles	
1	0	73/76 (96%)	72 (99%)	1 (1%)	0	100	100
1	1	73/76 (96%)	70 (96%)	2 (3%)	1 (1%)	9	40
1	2	73/76 (96%)	71 (97%)	2 (3%)	0	100	100
1	3	72/76 (95%)	69 (96%)	2 (3%)	1 (1%)	9	40
1	4	73/76 (96%)	70 (96%)	1 (1%)	2 (3%)	4	25
1	5	73/76 (96%)	70 (96%)	2 (3%)	1 (1%)	9	40
1	6	72/76 (95%)	70 (97%)	1 (1%)	1 (1%)	9	40
1	7	71/76 (93%)	69 (97%)	1 (1%)	1 (1%)	9	40
1	8	73/76 (96%)	70 (96%)	2 (3%)	1 (1%)	9	40
1	9	72/76 (95%)	69 (96%)	2 (3%)	1 (1%)	9	40
2	A	495/510 (97%)	459 (93%)	32 (6%)	4 (1%)	16	54
2	B	505/510 (99%)	474 (94%)	23 (5%)	8 (2%)	7	38
2	C	492/510 (96%)	456 (93%)	29 (6%)	7 (1%)	9	40
3	D	466/478 (98%)	436 (94%)	25 (5%)	5 (1%)	11	46
3	E	467/478 (98%)	430 (92%)	31 (7%)	6 (1%)	9	42
3	F	468/478 (98%)	430 (92%)	34 (7%)	4 (1%)	14	51
4	G	261/278 (94%)	247 (95%)	10 (4%)	4 (2%)	8	40

Continued on next page...

Continued from previous page...

Mol	Chain	Analysed	Favoured	Allowed	Outliers	Percentiles	
5	H	110/138 (80%)	102 (93%)	5 (4%)	3 (3%)	4	25
6	I	42/61 (69%)	42 (100%)	0	0	100	100
7	O	185/195 (95%)	164 (89%)	13 (7%)	8 (4%)	2	17
8	T	222/249 (89%)	213 (96%)	8 (4%)	1 (0%)	24	63
9	U	153/209 (73%)	152 (99%)	1 (1%)	0	100	100
10	V	169/173 (98%)	148 (88%)	14 (8%)	7 (4%)	2	18
11	W	83/95 (87%)	67 (81%)	8 (10%)	8 (10%)	0	7
12	X	60/92 (65%)	48 (80%)	7 (12%)	5 (8%)	0	9
13	Y	35/59 (59%)	33 (94%)	2 (6%)	0	100	100
14	Z	46/48 (96%)	43 (94%)	3 (6%)	0	100	100
All	All	4984/5321 (94%)	4644 (93%)	261 (5%)	79 (2%)	10	38

All (79) Ramachandran outliers are listed below:

Mol	Chain	Res	Type
1	1	41	PRO
1	3	41	PRO
1	4	41	PRO
1	5	41	PRO
1	6	41	PRO
1	7	41	PRO
1	8	41	PRO
1	9	41	PRO
2	A	411	ASP
2	B	299	ASP
2	C	229	LYS
2	C	311	ALA
4	G	56	GLU
5	H	80	ASP
7	O	32	SER
7	O	80	ASN
10	V	133	LEU
11	W	39	ALA
11	W	44	ALA
11	W	59	ASP
1	4	42	SER
2	A	35	ALA
2	B	80	SER

Continued on next page...

*Continued from previous page...*

<b>Mol</b>	<b>Chain</b>	<b>Res</b>	<b>Type</b>
2	B	227	ALA
3	D	34	LEU
3	D	279	VAL
3	D	462	GLY
3	E	34	LEU
3	F	462	GLY
4	G	125	ASN
5	H	33	PRO
5	H	36	SER
7	O	61	ALA
7	O	82	ASP
10	V	66	SER
11	W	42	ILE
11	W	61	ALA
12	X	58	VAL
12	X	61	ALA
2	B	241	ALA
2	C	320	SER
7	O	31	SER
11	W	11	SER
11	W	36	GLN
12	X	39	LEU
2	A	38	ASP
2	B	295	ALA
2	C	30	THR
2	C	226	ASP
3	D	16	VAL
3	E	86	PRO
3	E	98	VAL
3	E	314	ALA
3	E	451	ASN
8	T	80	LYS
10	V	89	LEU
11	W	47	ARG
12	X	31	TRP
12	X	59	GLU
2	A	103	PRO
2	B	380	ALA
2	B	435	TYR
2	C	82	ARG
3	D	451	ASN
3	F	29	GLU

*Continued on next page...*

*Continued from previous page...*

Mol	Chain	Res	Type
3	F	34	LEU
3	F	86	PRO
4	G	104	ASN
7	O	10	VAL
10	V	86	SER
2	B	292	GLY
2	C	376	VAL
4	G	181	PRO
10	V	172	VAL
3	E	279	VAL
10	V	80	PRO
7	O	15	VAL
7	O	128	PRO
10	V	50	PRO

### 5.3.2 Protein sidechains [i](#)

There are no protein residues with a non-rotameric sidechain to report in this entry.

### 5.3.3 RNA [i](#)

There are no RNA molecules in this entry.

### 5.4 Non-standard residues in protein, DNA, RNA chains [i](#)

There are no non-standard protein/DNA/RNA residues in this entry.

### 5.5 Carbohydrates [i](#)

There are no oligosaccharides in this entry.

### 5.6 Ligand geometry [i](#)

There are no ligands in this entry.

### 5.7 Other polymers [i](#)

There are no such residues in this entry.

## 5.8 Polymer linkage issues

There are no chain breaks in this entry.

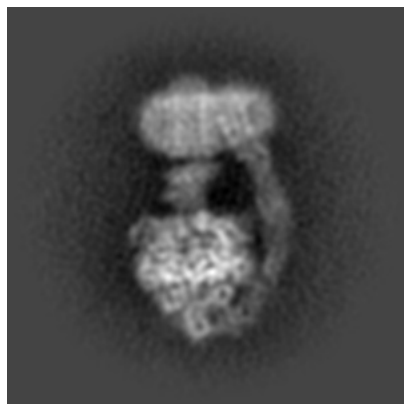
## 6 Map visualisation [i](#)

This section contains visualisations of the EMDB entry EMD-25979. These allow visual inspection of the internal detail of the map and identification of artifacts.

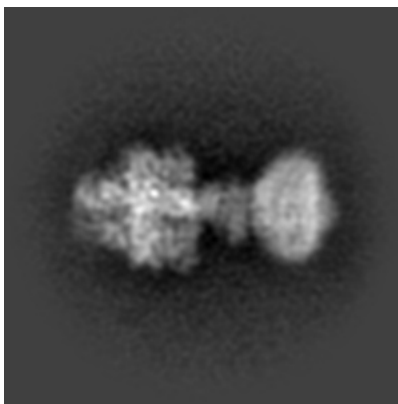
Images derived from a raw map, generated by summing the deposited half-maps, are presented below the corresponding image components of the primary map to allow further visual inspection and comparison with those of the primary map.

### 6.1 Orthogonal projections [i](#)

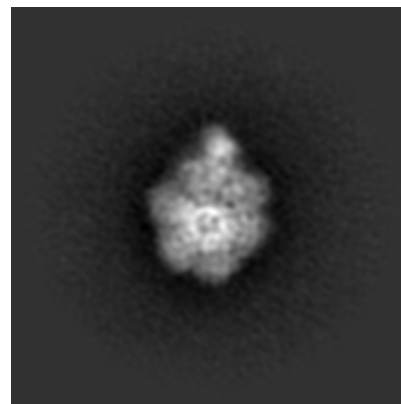
#### 6.1.1 Primary map



X

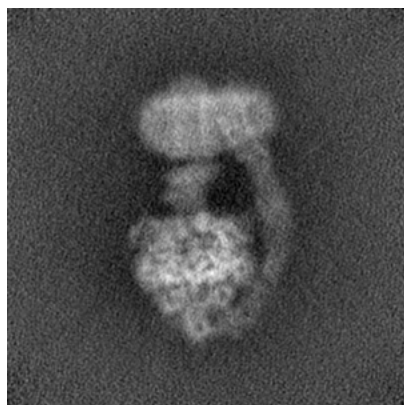


Y

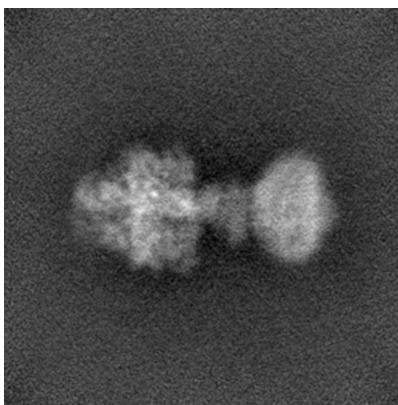


Z

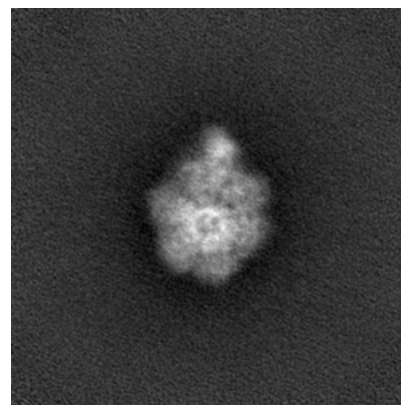
#### 6.1.2 Raw map



X



Y



Z

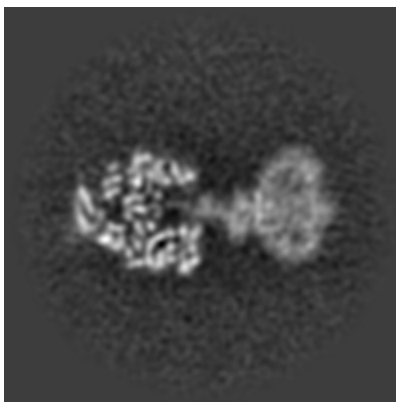
The images above show the map projected in three orthogonal directions.

## 6.2 Central slices [i](#)

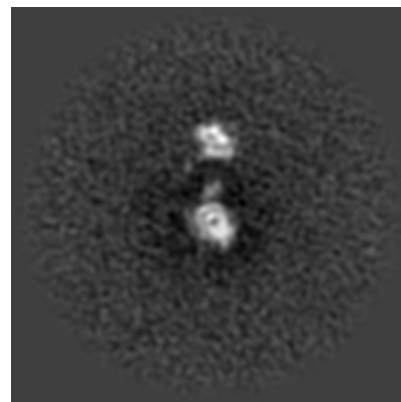
### 6.2.1 Primary map



X Index: 128

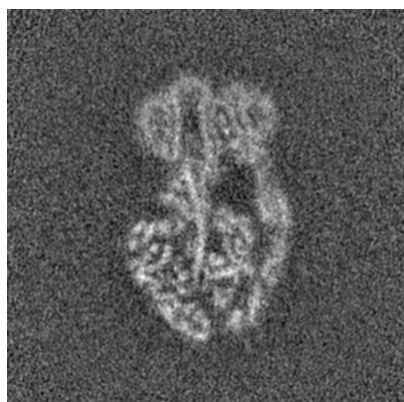


Y Index: 128

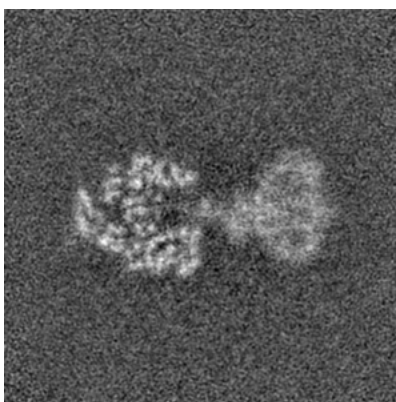


Z Index: 128

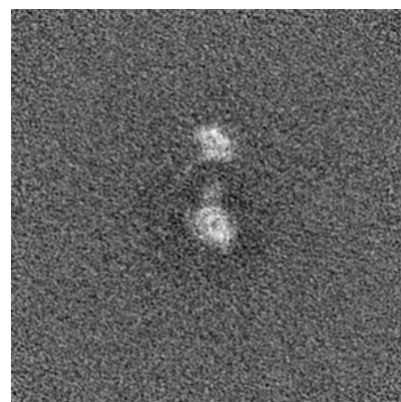
### 6.2.2 Raw map



X Index: 128



Y Index: 128



Z Index: 128


The images above show central slices of the map in three orthogonal directions.

## 6.3 Largest variance slices [i](#)

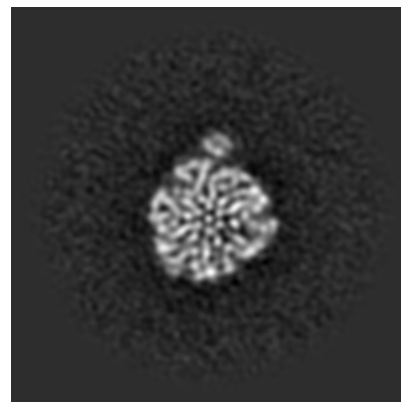
### 6.3.1 Primary map



X Index: 135



Y Index: 124

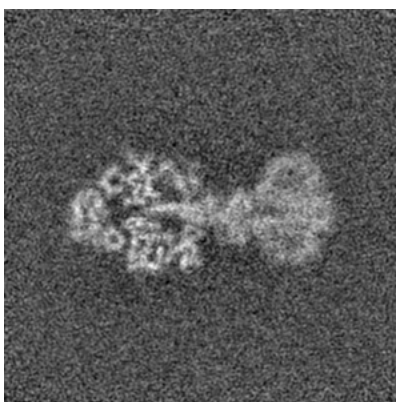


Z Index: 85

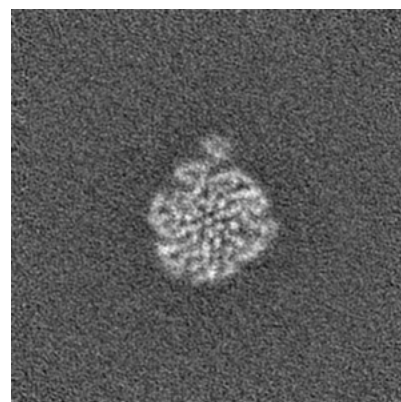
### 6.3.2 Raw map



X Index: 132



Y Index: 124




Z Index: 84

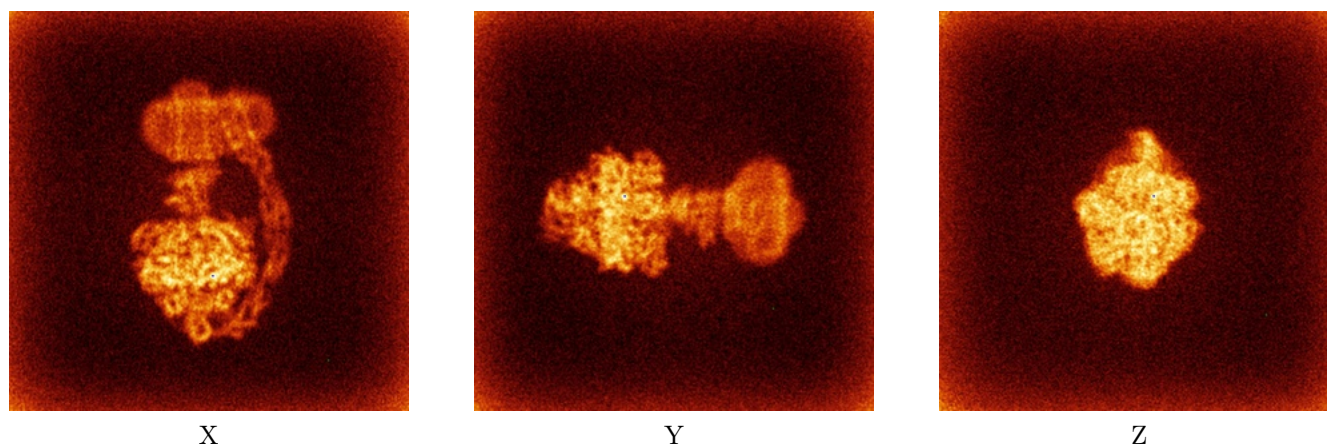
The images above show the largest variance slices of the map in three orthogonal directions.

## 6.4 Orthogonal standard-deviation projections (False-color) [i](#)

### 6.4.1 Primary map



### 6.4.2 Raw map



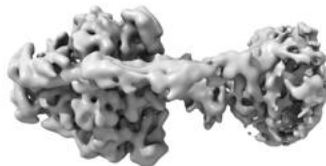
The images above show the map standard deviation projections with false color in three orthogonal directions. Minimum values are shown in green, max in blue, and dark to light orange shades represent small to large values respectively.

## 6.5 Orthogonal surface views [i](#)

### 6.5.1 Primary map



X



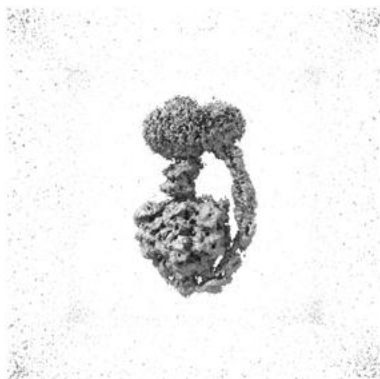
Y



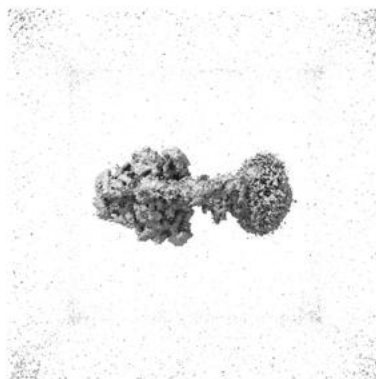
Z

The images above show the 3D surface view of the map at the recommended contour level 0.64. These images, in conjunction with the slice images, may facilitate assessment of whether an appropriate contour level has been provided.

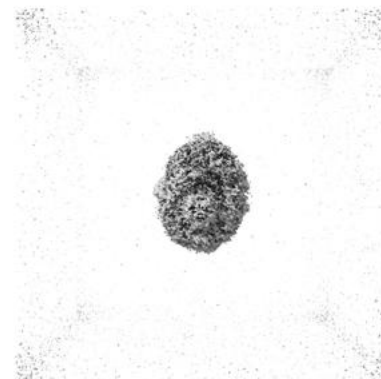
### 6.5.2 Raw map



X



Y



Z

These images show the 3D surface of the raw map. The raw map's contour level was selected so that its surface encloses the same volume as the primary map does at its recommended contour level.

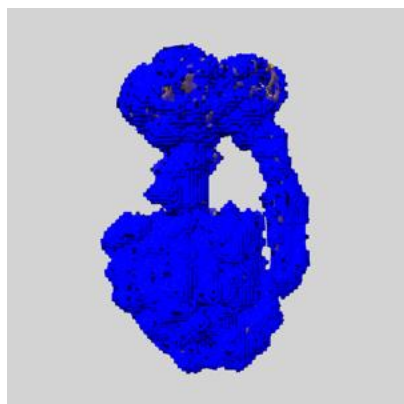
## 6.6 Mask visualisation [i](#)

This section shows the 3D surface view of the primary map at 50% transparency overlaid with the specified mask at 0% transparency


A mask typically either:

- Encompasses the whole structure
- Separates out a domain, a functional unit, a monomer or an area of interest from a larger structure


### 6.6.1 emd\_25979\_msk\_1.map [i](#)



X



Y

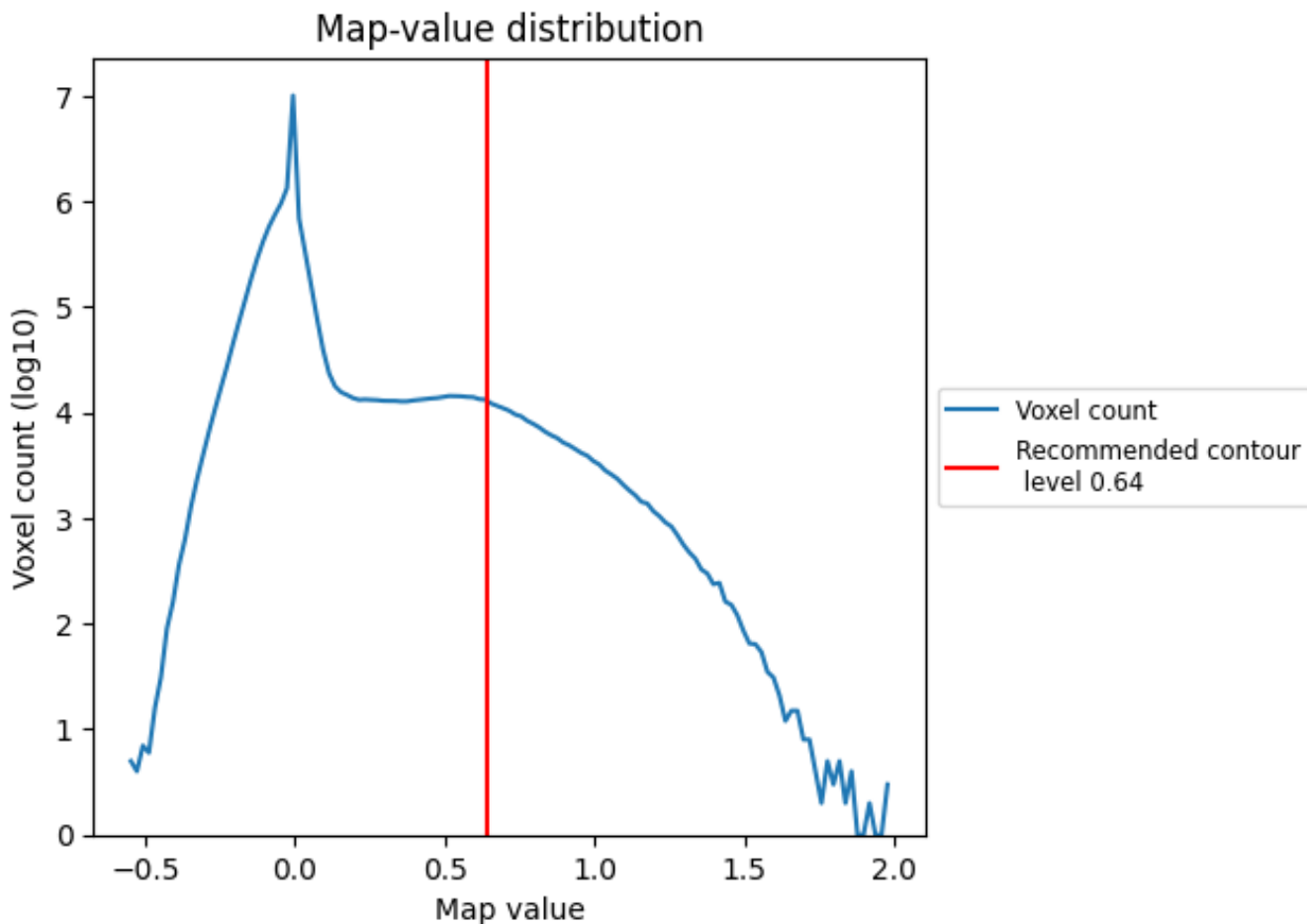


Z

## 7 Map analysis [i](#)

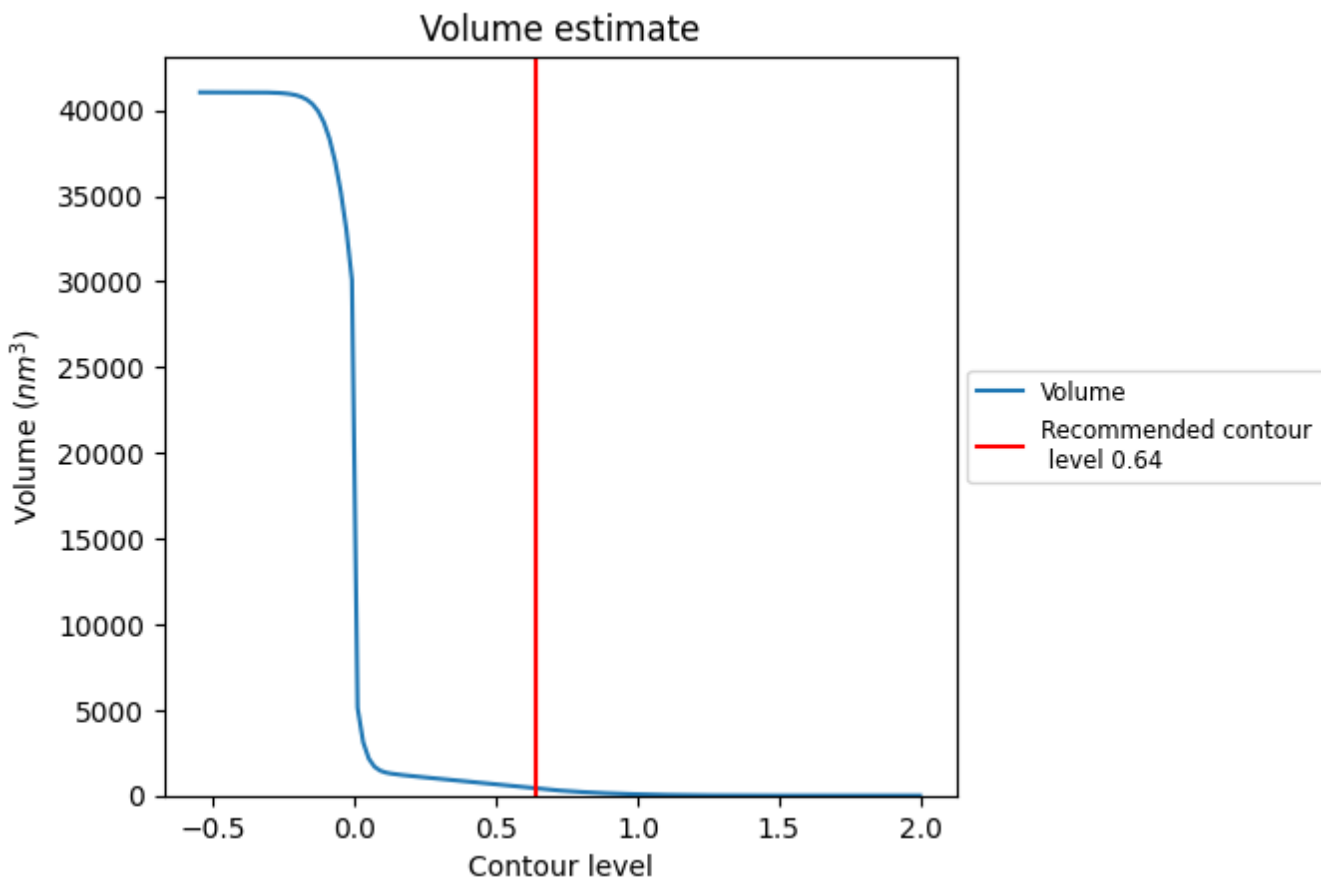
This section contains the results of statistical analysis of the map.

### 7.1 Map-value distribution [i](#)



The map-value distribution is plotted in 128 intervals along the x-axis. The y-axis is logarithmic. A spike in this graph at zero usually indicates that the volume has been masked.

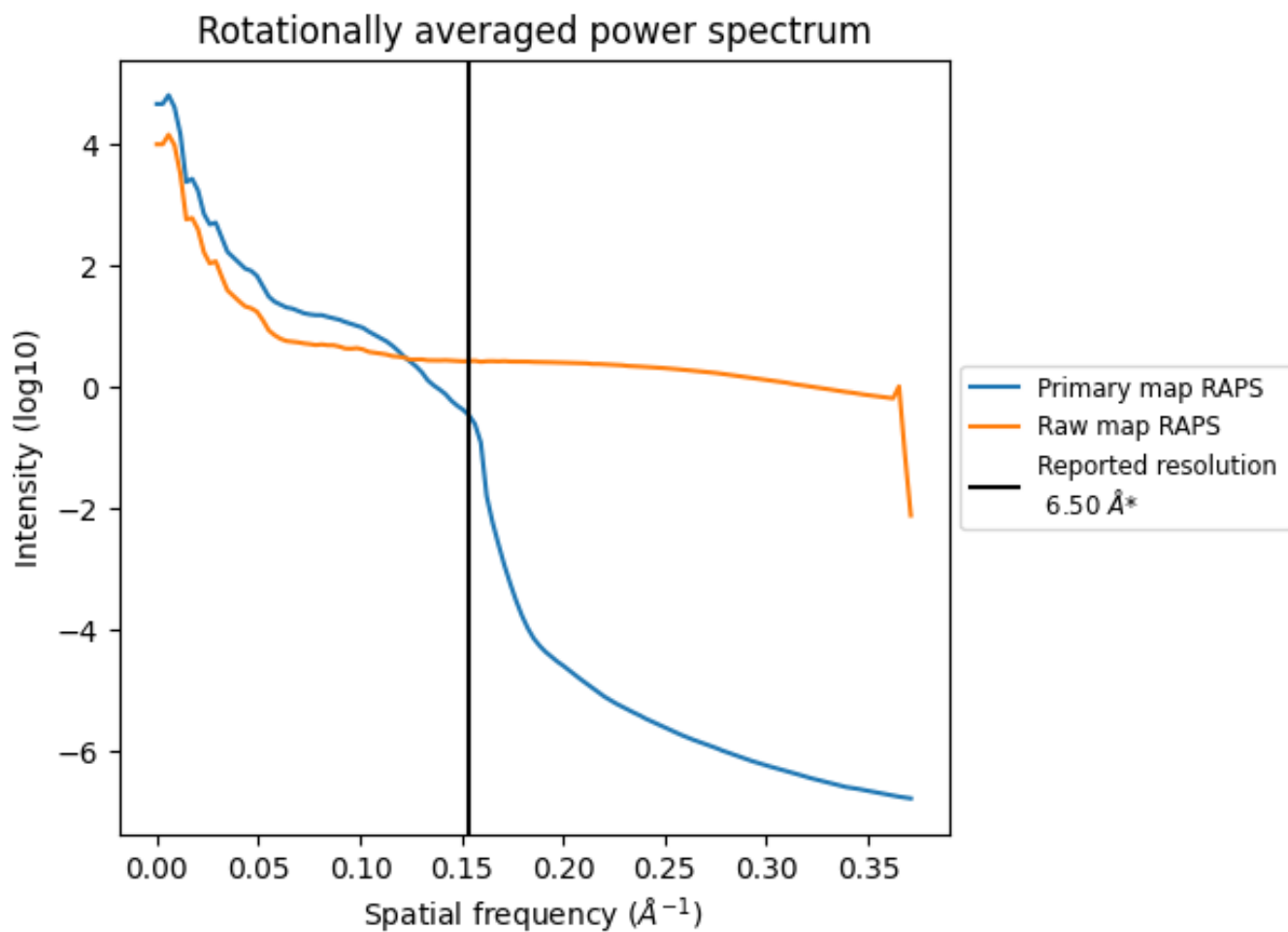
## 7.2 Volume estimate [i](#)



The volume at the recommended contour level is 416 nm<sup>3</sup>; this corresponds to an approximate mass of 376 kDa.

The volume estimate graph shows how the enclosed volume varies with the contour level. The recommended contour level is shown as a vertical line and the intersection between the line and the curve gives the volume of the enclosed surface at the given level.

### 7.3 Rotationally averaged power spectrum i

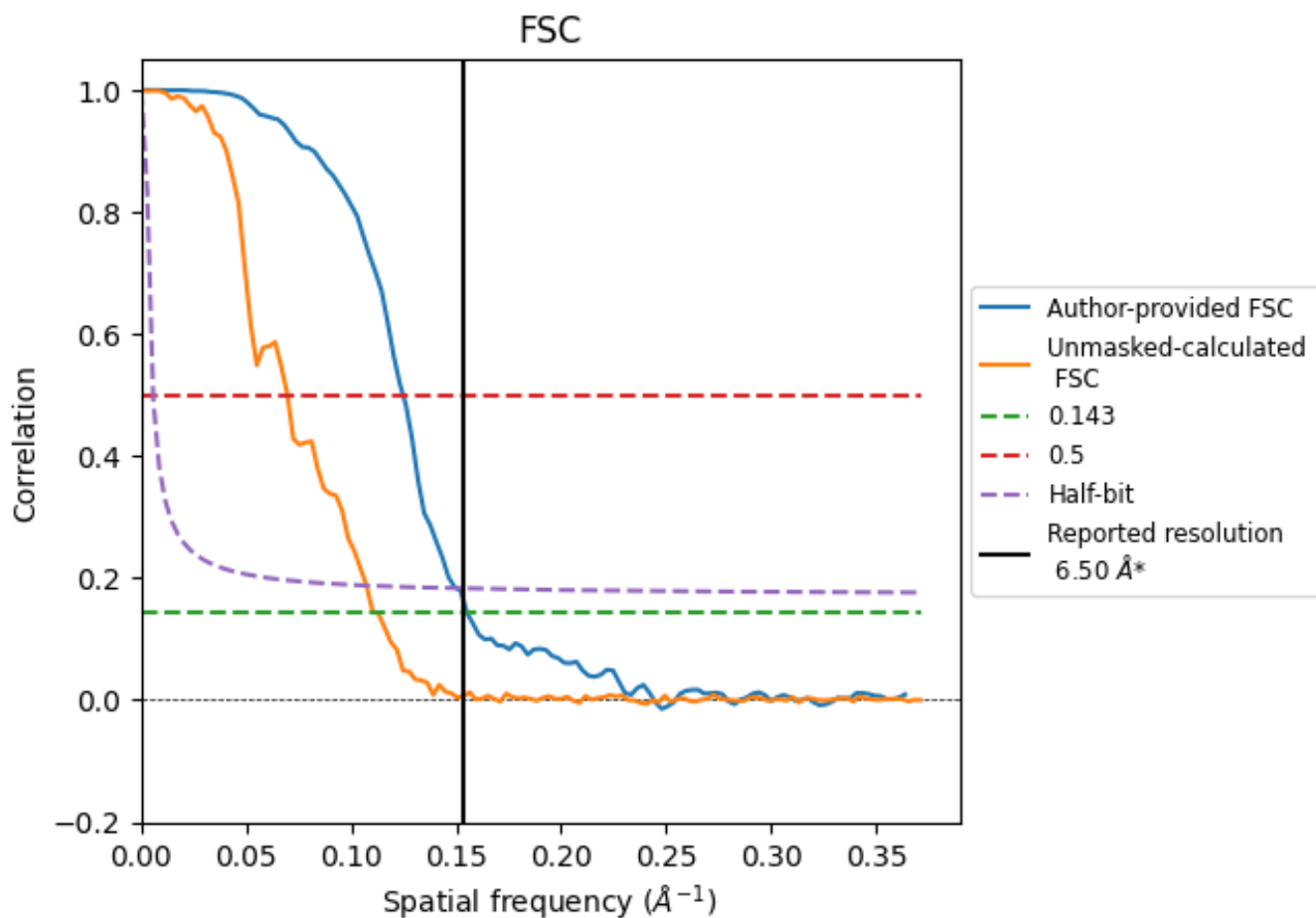


\*Reported resolution corresponds to spatial frequency of 0.154 Å<sup>-1</sup>

## 8 Fourier-Shell correlation [i](#)

Fourier-Shell Correlation (FSC) is the most commonly used method to estimate the resolution of single-particle and subtomogram-averaged maps. The shape of the curve depends on the imposed symmetry, mask and whether or not the two 3D reconstructions used were processed from a common reference. The reported resolution is shown as a black line. A curve is displayed for the half-bit criterion in addition to lines showing the 0.143 gold standard cut-off and 0.5 cut-off.

### 8.1 FSC [i](#)



\*Reported resolution corresponds to spatial frequency of 0.154 Å<sup>-1</sup>

## 8.2 Resolution estimates [i](#)

Resolution estimate (Å)	Estimation criterion (FSC cut-off)		
	0.143	0.5	Half-bit
Reported by author	6.50	-	-
Author-provided FSC curve	6.45	8.02	6.65
Unmasked-calculated*	8.94	14.37	9.32

\*Resolution estimate based on FSC curve calculated by comparison of deposited half-maps. The value from deposited half-maps intersecting FSC 0.143 CUT-OFF 8.94 differs from the reported value 6.5 by more than 10 %


## 9 Map-model fit [i](#)

This section contains information regarding the fit between EMDB map EMD-25979 and PDB model 7TKR. Per-residue inclusion information can be found in section 3 on page 7.

### 9.1 Map-model overlay [i](#)

This section was not generated.

### 9.2 Q-score mapped to coordinate model [i](#)

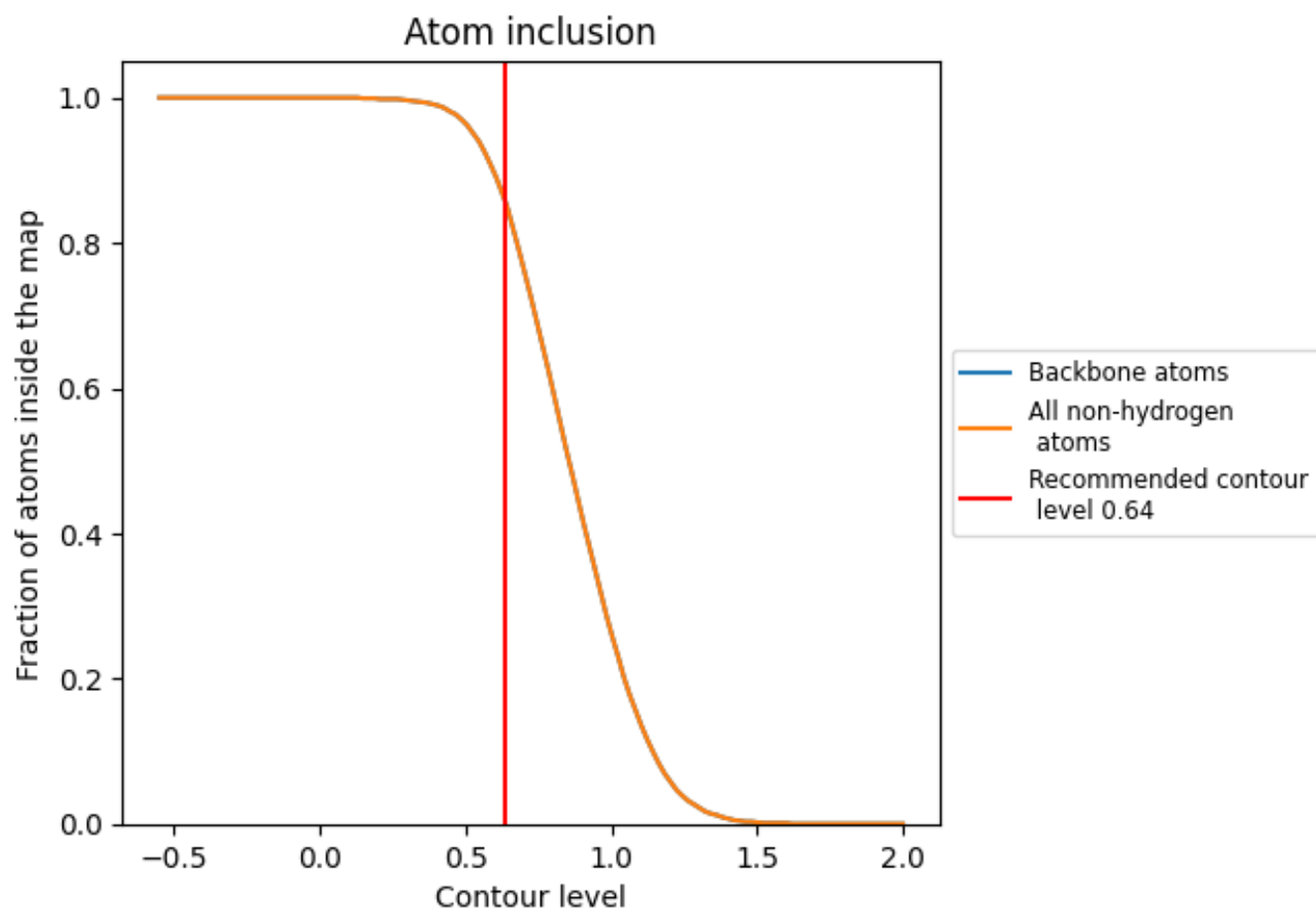


The images above show the model with each residue coloured according to its Q-score. This shows their resolvability in the map with higher Q-score values reflecting better resolvability. Please note: Q-score is calculating the resolvability of atoms, and thus high values are only expected at resolutions at which atoms can be resolved. Low Q-score values may therefore be expected for many entries.

### 9.3 Atom inclusion mapped to coordinate model [i](#)

This section was not generated.

























































## 9.4 Atom inclusion [i](#)



At the recommended contour level, 85% of all backbone atoms, 85% of all non-hydrogen atoms, are inside the map.

## 9.5 Map-model fit summary

The table lists the average atom inclusion at the recommended contour level (0.64) and Q-score for the entire model and for each chain.

Chain	Atom inclusion	Q-score
All	 0.8540	 0.2570
0	 0.6900	 0.2200
1	 0.6730	 0.2220
2	 0.7100	 0.2320
3	 0.7470	 0.2260
4	 0.6800	 0.2050
5	 0.7000	 0.2070
6	 0.7770	 0.1990
7	 0.6570	 0.2170
8	 0.6270	 0.2020
9	 0.6080	 0.2010
A	 0.9210	 0.2840
B	 0.9350	 0.2850
C	 0.9300	 0.2780
D	 0.8820	 0.2790
E	 0.9230	 0.2850
F	 0.9220	 0.2790
G	 0.8500	 0.2430
H	 0.6860	 0.1790
I	 0.7000	 0.2130
O	 0.9680	 0.2810
T	 0.7240	 0.2260
U	 0.9740	 0.2750
V	 0.8150	 0.2100
W	 0.6320	 0.1510
X	 0.6650	 0.2070
Y	 0.6820	 0.1690
Z	 0.7560	 0.2020

